


Indiana Department of Correction

Division of Data Analytics



Offender Population Statistical Report

- NOVEMBER 2020 -

Rob Carter, Commissioner

**Indiana Department of Correction
Indiana Government Center South, Room E334
302 W. Washington Street
Indianapolis, IN 46204**

**Prepared by:
Grant Beanblossom, Data Analyst
(317) 233-4765
gbeanblossom@idoc.in.gov**

This report and previous reports may be found at:

<http://www.in.gov/idoc/2376.htm>



Definitions

For the purpose of this report, the following definitions apply:

Admission – The means by which an offender enters the custody or jurisdiction of the Indiana Department of Correction. For this report, with the exception of the return of an escapee, this does not include a return from a temporary absence.

Average Daily Population – The sum of the daily beginning counts for a month, divided by that month's number of daily beginning counts.

Beginning Count – The number of offenders physically present at the beginning of the day (ie, 0000:01 hours).

Class A Felony – An offense whereby a person convicted of this felony shall be imprisoned for a fixed term of thirty years, with not more than twenty years added for aggravating circumstances, or not more than ten years subtracted for mitigating circumstances.

Class B Felony – An offense whereby a person convicted of this felony shall be imprisoned for a fixed term of ten years, with not more than ten years added for aggravating circumstances, or not more than four years subtracted for mitigating circumstances.

Class C Felony – An offense whereby a person convicted of this felony shall be imprisoned for a fixed term of four years, with not more than four years added for aggravating circumstances, or not more than two years subtracted for mitigating circumstances.

Class D Felony – An offense whereby a person convicted of this felony shall be imprisoned for a fixed term of one and one-half years, with not more than one and one-half years added for aggravating circumstances, or not more than one year subtracted for mitigating circumstances.

Class 1 Felony – An offense whereby a person convicted of this felony shall be imprisoned with a sentence range of 20-40 years, with not more than twenty years added as a habitual offender enhancement.

Class 2 Felony – An offense whereby a person convicted of this felony shall be imprisoned with a sentence range of 10-30 years, with not more than twenty years added as a habitual offender enhancement.

Class 3 Felony – An offense whereby a person convicted of this felony shall be imprisoned with a sentence range of 3-16 years, with not more than twenty years added as a habitual offender enhancement.

Class 4 Felony – An offense whereby a person convicted of this felony shall be imprisoned with a sentence range of 2-12 years, with not more than twenty years added as a habitual offender enhancement.

Class 5 Felony – An offense whereby a person convicted of this felony shall be imprisoned with a sentence range of 1-6 years, with not more than six years added as a habitual offender enhancement.

Class 6 Felony – An offense whereby a person convicted of this felony shall be imprisoned with a sentence range of 0.5-2.5 years, with not more than six years added as a habitual offender enhancement.

Contracted Beds - Those offenders who have been committed to the Indiana Department of Correction, but are housed in a local work release facility under contract of a 3rd party provider.

County Jail "Back-ups" (Jail Bed Count) – Those offenders who have been committed to the Indiana Department of Correction, but are housed in a county jail until they can be transferred to a Department of Correction intake facility. The county receives \$35.00 per day, per offender, to house these offenders.

Ending Count – The number of offenders physically present at the end of the day (ie, 2400:00 hours).

Felon – A person convicted in any jurisdiction who might have been imprisoned for more than one year.

Murder - An offense whereby a person convicted of this felony shall be imprisoned for a fixed term of fifty-five years, with not more than ten years added for aggravating circumstances, or not more than ten years subtracted for mitigating circumstances.

Definitions Continued

Operational Capacity – The total bed capacity of the facility. The capacity of a facility is the number of beds authorized for safe and efficient operation of the facility.

Pre-Dispositional – An individual ordered by the Court to the Indiana Department of Correction for evaluation prior to sentencing.

Release – The means by which an offender leaves the custody or jurisdiction of the Indiana Department of Correction. For this report, with the exception of an escape, this does not include a temporary absence.

Safekeeper – An individual whom the Court has determined to be in imminent danger of serious bodily injury or death, or who represents a substantial threat to the safety of others, and whom the Court has ordered to the Indiana Department of Correction for custody and security control.

Maximum Level Facilities – Maximum security facilities have very restrictive security measures and housing is celled space.

Medium Level Facilities – Medium security facilities have moderate degree of security measures and housing consists of dormitories and celled space.

Minimum Level Facilities – Minimum Security Facilities have the least restrictive security measures and housing is dormitory style. Also included as minimum security are work release program offenders who leave the facility for outside employment but return nightly.

Intake Facilities – Intake facilities are designated to receive newly committed adult offenders. During the intake process each offender is evaluated through interviews, reports and diagnostic tests. This evaluation forms the basis of the offenders' facility and program assignment.

Secure Housing Units – Denotes maximum control with the most restrictive security measures in place.

Vacancy – The number of beds available for assignment.

Juvenile Diagnostic/Walkthrough – A Juvenile court can order a youth to the Department of Correction to be temporarily committed for not more than 14 days (excluding Saturdays, Sundays and Legal holidays) for the purpose of an evaluation. The youth must be adjudicated delinquent and the order has to be prior to disposition. The department will send a report to the court of the written findings.

Indiana Department of Correction Population Summary

- There were 22,573 adult male offenders (including 789 county jail “back-ups” and 70 in contracted beds) on December 01, 2020. This population is 8% below operational bed capacity for general population.
- There were 2,306 adult female offenders (including 48 county jail “back-ups” and 37 in contracted beds) on December 01, 2020. This population is 18% below the operational bed capacity.
- There were 230 juvenile male offenders in the Department’s facilities on December 01, 2020. This population is 57% below the operational bed capacity.
- There were 36 juvenile female offenders in the Department’s facilities on December 01, 2020. This population is 42% below the operational bed capacity.
- There were 5,656 adult males on parole in Indiana (5,169 Indiana parolees and 487 other jurisdiction parolees) on December 01, 2020.
- There were 657 adult females on parole in Indiana (596 Indiana parolees and 61 other jurisdiction parolees) on December 01, 2020.
- There were 487 adults admitted to IDOC (424 males and 63 females) and 763 adults released from IDOC (672 males and 91 females) in November 2020.
- There were 30 juveniles admitted to IDOC (24 males and 6 females) and 41 juveniles released from IDOC (40 males and 1 female) in November 2020.

**Indiana Department of Correction
Human Resource Report**

November 30, 2020

ADULT FACILITIES

Facility	Total Staff*	Custody Staff	Non-Custody	Vacancies	Hires - Rehires	Retired - Terminated	Inter-Agency		Contract/Vendor		
							In	Out	Aramark	Health	Education
Branchville Correctional Facility	255	140	115	20	11	4	0	0	5	31	8
Chain O'Lakes Correctional Facility	28	18	10	3	0	1	0	0	4	2	0
Correctional Industrial Facility	299	187	112	69	27	5	0	0	15	25	5
Edinburgh Correctional Facility	69	38	31	3	0	0	0	0	7	6	1
Indiana State Prison/Lakeside	484	286	198	87	24	8	0	0	21	43	5
Indiana Women's Prison	172	92	80	21	5	4	0	0	7	24	8
Madison Correctional Facility	200	110	90	15	3	3	0	0	8	28	4
Miami Correctional Facility	425	200	225	134	50	19	4	2	25	55	5
New Castle Correctional Facility**	413	289	124	116	9	0	0	0	22	59	19
Pendleton Correctional Facility	394	197	197	132	39	8	0	0	22	50	2
Plainfield Correctional Facility	351	198	153	43	16	7	0	0	32	37	11
Putnamville Correctional Facility	404	233	171	119	22	7	2	2	15	39	13
Reception-Diagnostic Center	214	146	68	33	5	3	0	0	0	27	0
Rockville Correctional Facility	236	135	101	30	9	2	1	1	12	33	9
South Bend Comm. Re-Entry Center	39	23	16	3	2	0	0	0	5	3	0
Heritage Trail DOC Staff	21	0	21	4	0	0	0	0	0	11	10
Heritage Trail GEO Staff**	192	116	76	18	0	0	0	0	4	11	0
Wabash Valley Correctional Facility	574	392	182	72	18	6	0	0	25	61	5
Westville Correctional Facility	645	415	230	126	29	6	1	0	28	64	16
Total	5,415	3,215	2,200	1,048	269	83	8	5	257	609	121

JUVENILE FACILITIES

Facility	Total Staff*	Custody Staff	Non-Custody	Vacancies	Hires - Rehires	Retired - Terminated	Inter-Agency		Contract/Vendor		
							In	Out	Aramark	Health	Education
Camp Summit	21	0	21	4	1	0	0	0	4	6	2
Logansport Intake/North Central	2	0	2	48	5	1	0	0	7	13	2
Pendleton Juvenile Correctional	425	200	225	134	27	8	1	1	7	15	4
Total	448	200	248	186	33	9	1	1	18	34	8

ADMINISTRATIVE

Central Office***	Total	633	347	286	133	1	0	0	0	4	1.5
-------------------	--------------	------------	------------	------------	------------	----------	----------	----------	----------	----------	------------

TOTALS

STATE EMPLOYEE TOTAL	5,891	3,357	2,534	1,233	294	92	9	6	0	0	0
CONTRACT EMPLOYEE TOTAL	1,658	405	1,253	134	0	0	0	0	275	647	131
GRAND TOTAL	7,549	3,762	3,787	1,367	303	92	9	6	275	647	131

* Total Active Staff does not include those on disability, suspension, or leave with pay.

** New Castle Correctional Facility and Heritage Trail are privately contracted institutions. Their hire/rehire and termination/reire data is not provided to DOC.

*** Includes Technology Services Division, PEN Products, Staff Development and Training, and the Parole Division (counted as Custody Staff)

Note: Total staff, custody staff, non-custody staff, and vacancy data are as of the end of the month.

Hires and re-hires, retirements and terminations, intra-agency transfer in and transfer out are the total number of actions for the month.

Source: DOC Human Resource



Offender Statistics



Indiana Department of Correction
Table 1
Offender Population & Vacancy Numbers, by Facility Security Level
December 1, 2020

Minimum Security - Adult MALE

	November Ending Count	General Population Vacancies	Programs & Treatment Vacancies	Restricted Housing & Infirmery Vacancies	Down Beds	Held Beds
Chain O'Lakes	99	3	0	0	0	0
Edinburgh	266	78	0	0	0	0
Miami - MCA	107	97	0	0	0	0
New Castle - NCA	120	84	0	0	0	0
Pendleton - IRO	139	80	0	0	1	0
Westville - WCA	336	32	11	0	0	0
Wabash Valley - WVA	155	42	0	0	0	1
Total	1,222	416	11	0	1	1

Re-Entry & Work Release - Adult MALE

Bartholomew Co. Re-Entry	10	10	0	0	0	0
Chain O'Lakes Re-Entry	29	9	0	0	0	0
Lake Co. Re-Entry/M	8	2	0	0	0	0
South Bend Re-Entry	108	93	0	0	0	0
VOA/Hope Hall Re-Entry	35	5	0	0	0	0
Starke Co. PI - TC	17	0	31	0	0	0
Total	207	119	31	0	0	0

Medium Security - Adult MALE

	November Ending Count	General Population Vacancies	Programs & Treatment Vacancies	Restricted Housing & Infirmery Vacancies	Down Beds	Held Beds
Branchville	1,306	201	23	3	0	0
Correctional Industrial	1,335	145	3	4	4	4
Indiana State Prison ISO	327	55	0	0	0	3
Plainfield	1,371	123	15	20	193	6
Putnamville	1,917	165	95	10	329	1
Heritage Trail	706	210	0	0	0	0
Westville	2,264	272	155	103	135	12
New Castle	2,297	99	7	17	4	7
Total	11,523	1,270	298	157	665	33

Table 1 (Cont.)

Maximum Security - Adult MALE

	November Ending Count	General Population Vacancies	Programs & Treatment Vacancies	Restricted Housing & Infirmary Vacancies	Down Beds	Held Beds
Miami	2,204	122	12	6	635	5
Indiana State Prison	1,920	90	24	17	14	12
Pendleton	1,426	32	0	1	9	6
Pendleton Treatment Unit	179	0	71	0	7	3
ISR Secure Housing Unit	66	0	0	2	1	0
New Castle Annex	381	20	0	66	14	5
New Castle Mental Health	110	0	16	0	2	0
WCU Secure Housing Unit	108	0	0	1	1	0
Wabash Valley	1,713	8	28	30	5	17
WVS Secure Housing Unit	192	0	0	22	1	1
Reception Diag. Center	504	172	0	0	19	0
Total	8,803	444	151	145	708	49

Minimum Security & Re-Entry - Adult FEMALE

	November Ending Count	General Population Vacancies	Programs & Treatment Vacancies	Restricted Housing & Infirmary Vacancies	Down Beds	Held Beds
Madison	536	312	0	0	0	0
Jefferson Co. Re-Entry	41	31	0	0	0	0
Crane House	37	8	0	0	0	0
Total	614	351	0	0	0	0

Medium Security - Adult FEMALE

Rockville	906	84	217	10	0	1
Total	906	84	217	10	0	1

Maximum Security - Adult FEMALE
--

Women's Prison	623	84	10	7	0	3
Rockville Intake	115	97	0	0	0	0
Total	738	181	10	7	0	3

JAIL BED COUNT

Adult Male	789	789	789	789	789	0%
Adult Female	48	48	48	48	48	0%
Total	837	837	837	837	837	0

Table 1 (Cont.)

JUVENILE OFFENDERS

Juvenile Male

	November Ending Count	General Population Vacancies	Programs & Treatment Vacancies	Restricted Housing & Infirmary Vacancies	Down Beds	Held Beds
North Central Juvenile Correctional Facility	96	78	0	0	0	0
Pendleton Juvenile Correctional Facility	134	228	0	11	0	18
Total	230	306	0	11	0	18

Juvenile Female

LaPorte Juvenile Correctional Facility	36	26	0	0	0	0
--	----	----	---	---	---	---

TOTALS

	November Ending Count	General Population Vacancies	Programs & Treatment Vacancies	Restricted Housing & Infirmary Vacancies	Down Beds	Held Beds
GRAND TOTAL FOR ALL ADULT MALES (Includes Jail Bed Count and Contracted Beds)	22,544	3,038	1,280	1,091	2,163	83
TOTAL FOR ADULT MALES IDOC FACILITIES ONLY	21,685	2,232	460	302	1,374	83
GRAND TOTAL FOR ALL ADULT FEMALES (Includes Jail Bed Count and Contracted Beds)	2,306	664	275	65	48	4
TOTAL FOR ADULT FEMALES IDOC FACILITIES ONLY	2,221	577	227	17	0	4
TOTAL FOR JUVENILE MALES	230	306	0	11	0	18
TOTAL FOR JUVENILE FEMALES	36	26	0	0	0	0
GRAND TOTAL FOR THE DEPARTMENT (Includes Jail Bed Count and Contracted Beds)	25,116	4,034	1,555	1,167	2,211	105
GRAND TOTAL FOR THE DEPARTMENT (Excludes Jail Bed Count and Contracted Beds)	24,172	3,141	687	330	1,374	105

Sources: Planning Division Facility Body Count Report
 Planning Division Juvenile Daily Count Report
 OIS - Jail Bed Count
 Operational Support Services - Vacancy Report

Indiana Department of Correction
Table 2
Operational Capacity Compared to Population, by Facility
December 1, 2020

Minimum Security - Adult MALE

	October Operational Capacity	November Operational Capacity	November Adjusted Operational Capacity*	November Ending Count	Percent +/- Capacity
Chain O'Lakes	102	102	102	99	-3%
Edinburgh	344	344	344	266	-23%
Miami - MCA	204	204	204	107	-48%
New Castle - NCA	204	204	204	120	-41%
Pendleton - IRO	220	219	219	139	-37%
Westville - WCA	379	368	368	336	-9%
Wabash Valley - WVA	<u>198</u>	<u>197</u>	<u>197</u>	<u>155</u>	<u>-21%</u>
Total	1,651	1,638	1,638	1,222	-25%

Re-Entry & Work Release - Adult MALE

Bartholomew Co. Re-Entry	20	20	40	10	-75%
Chain O'Lakes Re-Entry	38	38	38	29	-24%
Lake Co. Re-Entry/M	10	10	10	8	-20%
South Bend Re-Entry	201	201	201	108	-46%
VOA/Hope Hall Re-Entry	40	40	40	35	-13%
Starke Co. PI - TC	<u>48</u>	<u>48</u>	17	17	0
Total	357	357	346	207	-40%

Medium Security - Adult MALE

Branchville	1,533	1,493	1,507	1,306	-13%
Correctional Industrial	1,495	1,482	1,480	1,335	-10%
Indiana State Prison ISO	385	382	382	327	-14%
Plainfield	1,728	1,504	1,494	1,371	-8%
Putnamville	2,517	2,093	2,082	1,917	-8%
Heritage Trail	916	916	916	706	-23%
Westville	2,941	2,546	2,536	2,264	-11%
New Castle	2,431	2,411	2,396	2,297	-4%
Total	13,946	12,827	12,793	11,523	-10%

Table 2 (Cont.)

Maximum Security - Adult MALE					
	October Operational Capacity	November Operational Capacity	November Adjusted Operational Capacity*	November Ending Count	Percent +/- Capacity
Miami	2,984	2,334	2,326	2,204	-5%
Indiana State Prison	2,077	1,997	1,997	1,920	-4%
Pendleton	1,474	1,482	1,458	1,426	-2%
Pendleton Treatment Unit	260	179	179	179	0%
ISR Secure Housing Unit	69	66	66	66	0%
New Castle Annex	486	401	401	381	-5%
New Castle Mental Health	128	110	110	110	0%
WCU Secure Housing Unit	110	108	108	108	0%
Wabash Valley	1,801	1,704	1,721	1,713	0%
WVS Secure Housing Unit	216	192	192	192	0%
Reception Diag. Center	695	695	533	533	0%
Total	10,300	9,268	9,091	8,832	-3%

Minimum Security & Re-Entry - Adult FEMALE					
Madison	848	848	848	536	-37%
Jefferson Co. Re-Entry	72	72	72	41	-43%
Crane House	45	45	45	37	-18%
Total	965	965	965	614	-36%

Medium Security - Adult FEMALE					
Rockville	<u>1,041</u>	<u>990</u>	<u>990</u>	<u>906</u>	-8%
Total	1,041	990	990	906	-8%

Maximum Security - Adult FEMALE					
Women's Prison	727	707	707	623	-12%
Rockville Intake	<u>212</u>	<u>212</u>	<u>115</u>	<u>115</u>	<u>0%</u>
Total	939	919	822	738	-10%

JAIL BED COUNT**					
Adult Male	730	789	789	789	0%
Adult Female	<u>102</u>	<u>48</u>	<u>48</u>	<u>48</u>	<u>0%</u>
Total	832	837	837	837	0%

JUVENILE OFFENDERS					
	Juvenile Male				
North Central Juvenile Correctional Facility	174	174	174	96	-45%
Pendleton Juvenile Correctional Facility	<u>391</u>	<u>391</u>	<u>362</u>	<u>134</u>	<u>-63%</u>
Total	565	565	536	230	-57%

Table 2 (Cont.)

Juvenile Female

	October Operational Capacity	November Operational Capacity	November Adjusted Operational Capacity*	November Ending Count	Percent +/- Capacity
LaPorte Juvenile Correctional Facility	62	62	62	36	-42%

TOTALS					
	October Operational Capacity	November Operational Capacity	November Adjusted Operational Capacity*	November Ending Count	Percent +/- Capacity
GRAND TOTAL FOR ALL ADULT MALES (Includes Jail Bed Count and Contracted Beds)	26,984	24,879	24,657	22,573	-8%
TOTAL FOR ADULT MALES IDOC FACILITIES ONLY	26,136	23,972	23,761	21,714	-9%
GRAND TOTAL FOR ALL ADULT FEMALES (Includes Jail Bed Count and Contracted Beds)	3,047	2,922	2,825	2,306	-18%
TOTAL FOR ADULT FEMALES IDOC FACILITIES ONLY	2,900	2,829	2,732	2,221	-19%
TOTAL FOR JUVENILE MALES	565	565	536	230	-57%
TOTAL FOR JUVENILE FEMALES	62	62	62	36	-42%
GRAND TOTAL FOR THE DEPARTMENT (Includes Jail Bed Count** and Contracted Beds)	30,658	28,428	28,080	25,145	-10%
GRAND TOTAL FOR THE DEPARTMENT (Excludes Jail Bed Count and Contracted Beds)	29,663	27,428	27,091	24,201	-11%

*Adjusted Operational Capacity includes Intake Beds and excludes Down, Held, and Segregation/Infirmery, and Program/Treatment Hold Beds.

**Jail Bed Counts - IDOC offender Jail Bed holding is demand-based, therefore Jail Bed Percent Capacity is always 0%. Jail Bed Operational Capacity is determined by each county's availability and fluctuates from month to month.

Sources: Planning Division Facility Body Count Report
 Planning Division Juvenile Daily Count Report
 OIS - Jail Bed Count
 Operational Support Services - Vacancy Report

Indiana Department of Correction
Table 3
Facility Population on the First Day of Each Month
(Excludes County Jail "Back-ups" & Contracted Beds)

<u>2019</u>	<u>Adult</u> <u>Male</u>	<u>Adult</u> <u>Female</u>	<u>Juvenile</u> <u>Male</u>	<u>Juvenile</u> <u>Female</u>	<u>Total</u>
January	23,970	2,500	365	38	26,873
February	23,876	2,481	382	41	26,780
March	23,963	2,481	386	40	26,870
April	24,030	2,488	383	44	26,945
May	24,103	2,522	372	34	27,031
June	24,138	2,549	360	36	27,083
July	24,181	2,596	355	34	27,166
August	24,186	2,574	367	43	27,170
September	24,285	2,630	373	39	27,327
October	24,264	2,614	376	39	27,293
November	24,274	2,582	368	39	27,263
December	24,259	2,564	360	28	27,211

<u>2020</u>	<u>Adult</u> <u>Male</u>	<u>Adult</u> <u>Female</u>	<u>Juvenile</u> <u>Male</u>	<u>Juvenile</u> <u>Female</u>	<u>Total</u>
January	24,294	2,569	325	25	27,213
February	24,238	2,544	342	21	27,145
March	24,253	2,540	349	23	27,165
April	24,294	2,553	350	24	27,221
May	23,844	2,502	348	27	26,721
June	23,328	2,472	347	29	26,176
July	22,895	2,412	309	26	25,642
August	22,560	2,341	294	28	25,223
September	22,174	2,282	272	26	24,754
October	22,009	2,231	266	28	24,534
November	21,809	2,264	231	32	24,336
December	21,685	2,221	230	36	24,172

Source: Research Division Juvenile Daily Count Report

Indiana Department of Correction
Table 4
Parole Caseload on December 3rd, 2020

<u>Parole District</u>	Indiana Parolees		Other Jurisdiction		<u>Total</u>
	<u>Adult Male</u>	<u>Adult Female</u>	<u>Adult Male</u>	<u>Adult Female</u>	
<i>Interstate Compact (PD0)*</i>	371	29	487	61	948
	District Supervision Breakdown as follows:				
Re-Entry Parole (PD1)	336	52	25	2	415
Fort Wayne (PD2)	638	79	62	3	782
Indianapolis (PD3)	1106	97	87	12	1,302
Evansville (P4A)	437	48	59	9	553
Terre Haute (P4B)	422	45	27	4	498
Bloomington (PD5)	298	43	36	7	384
Gary (PD6)	393	23	48	3	467
New Castle (PD7)	623	95	46	9	773
South Bend (PD8)	633	52	65	6	756
Madison (PD9)	283	62	32	6	383
Total	5,540	625	487	61	6,713

Total Parole Population on the First Day of Each Month

<u>Calendar Year 2020</u>	Indiana Parolees		Other Jurisdiction		<u>Total</u>
	<u>Adult Male</u>	<u>Adult Female</u>	<u>Adult Male</u>	<u>Adult Female</u>	
January	5,430	625	443	55	6,553
February	5,339	617	448	53	6,457
March	5,199	625	445	57	6,326
April	5,244	626	439	57	6,366
May	5,364	647	437	54	6,502
June	5,473	665	419	51	6,608
July	5,516	662	419	47	6,644
August	5,521	667	464	53	6,705
September	5,509	658	482	59	6,708
October	5,519	665	488	61	6,733

* Includes Indiana parolees who are serving their parole in another state, as well as offenders from other States being supervised in Indiana (Interstate Compact)

Sources: Juvenile Services
Parole Division



Adult Offender Statistics



Indiana Department of Correction
Table 5
Monthly Admissions and Releases- Adult Offenders
(Includes County Jail "Back-ups" & Contracted Beds)
November 2020

Admissions	Male	Female	Total
New Commitments	216	34	250
Parole Violators - New Commits	6	0	6
Parole Violators - Technical	46	2	48
Unsentenced (Safekeepers)	1	0	1
Return from Esc - Sec/NonSec Facility	0	0	0
Return from Escape - Non-Secure Facility	0	0	0
Return from Escape - CTP Absconds	0	0	0
Court Supervision Violators - New Commits	58	6	64
Court Supervision Violators - Technical	92	21	113
Return from CTP - New Commits	1	0	1
Return from CTP - Technical	4	0	4
Unknown (Missing Data)	0	0	0
Total Admissions	424	63	487

Releases	Male	Female	Total
Parole	313	33	346
Probation	196	42	238
Escape Secure Facility	0	0	0
Walk-Away - Non-Secure Facility	0	0	0
Discharged	62	7	69
Unsentenced Discharged	1	0	1
Other (i.e. Death)	18	0	18
Community Transition Program (CTP)	82	9	91
CTP Absconds	0	0	0
Unknown (Missing Data)	0	0	0
Total Releases	672	91	763

Of the 216 new commitments of male felons, 105 (48.6%) had a prior commitment.

Of the 34 new commitments of female felons, 10 (29.4%) had a prior commitment.

Effective July 1, 1998, misdemeanants are to be committed to DOC only under special circumstances (IC 11-12-6)

Sources: SAS-prsadm8.pgm, SAS - prisrel8.pgm

**Indiana Department of Correction
Table 6
New Admissions by County of Commitment - Adult Offenders**

November 2020

County	Felony Level													Total	County	Felony Level													Total
	Murder	FA	FB	FC	FD	F1	F2	F3	F4	F5	F6	Other*	Murder			FA	FB	FC	FD	F1	F2	F3	F4	F5	F6	Other*			
Adams	1	0	0	0	0	0	0	1	1	0	0	0	3	Madison	0	0	4	0	0	1	2	4	2	5	9	0	27		
Allen	2	0	0	1	1	0	1	5	9	21	10	0	50	Marion	0	0	2	0	0	1	5	14	15	25	0	62			
Bartholomew	0	0	0	0	0	0	1	2	0	2	1	0	6	Marshall	0	0	0	0	0	1	1	0	0	1	0	0	3		
Benton	0	0	0	0	0	1	0	0	0	0	0	0	1	Martin	0	0	0	0	0	0	0	1	0	0	0	0	1		
Blackford	0	0	0	0	0	0	0	1	0	1	0	0	2	Miami	0	0	0	0	0	0	0	0	0	0	0	0	0		
Boone	0	0	0	0	0	0	0	0	1	0	0	0	1	Monroe	0	0	0	0	0	0	0	1	0	0	1	0	2		
Brown	0	0	0	0	0	0	0	0	0	0	0	0	0	Montgomery	0	0	1	0	0	0	0	0	1	2	1	0	5		
Carroll	0	0	0	0	0	0	0	0	0	0	0	0	0	Morgan	0	0	0	0	0	0	0	1	0	1	1	0	3		
Cass	0	0	0	1	0	0	1	0	0	2	2	0	3	Newton	0	0	0	0	0	0	0	0	0	0	1	0	1		
Clark	0	0	1	0	0	0	0	0	1	2	0	0	4	Noble	0	0	0	0	0	0	0	0	0	2	2	0	4		
Clay	0	0	0	0	0	0	0	0	0	0	0	0	0	Ohio	0	0	0	0	0	0	0	0	0	0	0	0	0		
Clinton	0	0	0	0	0	0	0	0	1	1	1	0	3	Orange	0	0	0	0	0	0	0	0	1	2	0	0	3		
Crawford	0	0	0	0	0	0	0	0	0	1	0	0	1	Owen	0	0	0	0	0	0	0	0	0	0	0	0	0		
Daviess	0	0	0	0	0	0	0	0	2	0	0	0	2	Parke	0	0	0	0	0	0	0	0	1	1	0	0	2		
Dearborn	0	0	0	0	0	0	1	0	2	1	1	0	5	Perry	0	0	0	0	0	0	0	0	0	0	0	0	0		
Decatur	0	0	1	0	0	0	0	0	0	0	0	0	1	Pike	0	0	0	0	0	0	0	0	0	2	0	0	2		
DeKalb	0	0	0	0	0	0	0	0	0	2	0	0	2	Porter	0	0	0	0	0	0	0	0	0	2	0	0	2		
Delaware	0	1	1	0	0	1	0	1	2	3	1	0	10	Posey	0	0	0	0	0	0	1	0	1	0	0	0	2		
Dubois	0	0	0	0	0	0	1	0	2	0	0	0	3	Pulaski	0	0	0	0	0	0	0	0	1	0	0	0	1		
Elkhart	0	1	1	0	0	0	0	2	5	4	2	0	15	Putnam	0	0	0	0	0	0	0	0	3	1	0	0	4		
Fayette	0	0	0	0	0	0	0	0	0	0	0	0	0	Randolph	0	0	0	0	0	0	0	0	0	1	0	0	1		
Floyd	1	0	1	0	0	0	0	0	0	1	0	0	3	Ripley	0	0	1	0	0	0	0	0	0	0	1	0	2		
Fountain	0	0	0	0	0	0	1	0	1	0	1	0	3	Rush	0	0	0	0	0	0	0	0	0	1	0	0	1		
Franklin	0	0	0	0	0	0	0	0	0	0	0	0	0	St. Joseph	0	0	0	0	0	0	1	0	0	0	3	0	4		
Fulton	0	0	0	0	1	0	0	0	2	0	1	0	4	Scott	0	0	0	0	0	0	0	0	1	0	0	0	1		
Gibson	0	0	0	0	0	0	0	0	1	0	0	0	1	Shelby	0	0	0	0	0	0	1	3	0	4	0	0	8		
Grant	0	0	0	0	0	1	0	0	0	1	0	0	2	Spencer	0	0	0	0	0	0	0	0	0	0	0	0	0		
Greene	0	1	0	0	0	0	0	0	3	3	1	0	8	Starke	0	0	0	0	0	0	0	1	0	0	0	0	1		
Hamilton	0	0	0	0	0	0	0	1	1	1	2	0	5	Steuben	0	0	0	0	0	0	0	0	1	2	0	0	3		
Hancock	0	0	0	0	0	0	0	1	2	1	0	0	4	Sullivan	0	0	0	0	0	0	0	0	0	0	0	0	0		
Harrison	0	0	0	1	0	0	0	1	0	0	0	0	2	Switzerland	0	0	0	0	0	0	0	0	0	0	0	0	0		
Hendricks	0	0	1	0	0	0	0	0	1	2	0	0	4	Tippecanoe	0	0	0	0	0	0	0	0	0	1	1	0	2		
Henry	0	0	0	0	0	0	1	1	2	2	3	0	9	Tipton	0	0	0	0	0	0	0	0	0	0	0	0	0		
Howard	0	0	1	0	0	0	0	2	0	1	0	0	4	Union	0	0	0	0	0	0	0	0	0	0	0	0	0		
Huntington	0	1	1	0	0	0	0	0	1	2	0	0	5	Vanderburgh	0	0	0	0	0	0	0	1	5	9	3	0	18		
Jackson	0	0	0	0	0	1	2	2	3	2	0	0	10	Vermillion	0	0	0	0	0	0	0	0	0	0	0	0	0		
Jasper	0	0	0	0	0	0	0	0	2	0	0	0	2	Vigo	0	0	0	0	0	0	1	2	2	0	2	0	7		
Jay	0	0	0	0	0	0	0	1	0	2	0	0	3	Wabash	0	0	0	0	0	0	0	1	0	3	1	0	5		
Jefferson	0	0	0	0	0	0	0	3	1	3	0	0	7	Warren	0	0	0	0	0	0	0	0	1	1	0	0	2		
Jennings	1	0	0	0	0	0	0	0	0	0	2	0	3	Warrick	0	0	0	0	0	0	0	0	0	0	0	0	0		
Johnson	0	0	0	0	0	0	1	0	2	2	0	0	5	Washington	0	0	0	0	0	0	0	1	0	1	1	0	3		
Knox	0	0	0	0	0	0	0	0	0	1	1	0	2	Wayne	0	0	0	0	0	0	0	1	1	2	1	0	5		
Kosciusko	0	0	0	0	0	0	0	1	2	1	0	0	4	Wells	0	0	0	0	0	0	0	0	1	2	1	0	4		
LaGrange	0	0	0	0	0	0	0	1	0	0	0	0	1	White	0	0	0	0	0	0	0	0	0	0	0	0	0		
Lake	1	0	0	1	0	3	1	2	2	1	0	0	11	Whitley	0	0	0	0	0	0	0	1	1	2	0	0	4		
LaPorte	0	0	1	0	0	0	0	1	2	2	0	0	6	Unknown	0	0	0	0	0	0	0	0	0	0	0	0	0		
Lawrence	0	1	0	0	0	0	0	0	2	3	2	0	8	Totals	6	5	17	4	2	10	21	63	90	147	62	0	427		

Data based on Most Serious Offense and includes only New- and Rec commitments.
Parole violators are not included.
**Other* may include missing, habitual offense, contempt of court, or misdemeanor.
***Unknown* represents offenders who were sentenced to DOC, but County of Commitment data was unavailable.
Source: Prsadm7.pgm

Indiana Department of Correction

Table 7

Release Type by County of Commitment - Adult Offenders

November 2020

County	Release Type				Total	County	Release Type				Total
	Parole	Probation	Discharged	CTP			Parole	Probation	Discharged	CTP	
Adams	3	5	1	0	9	Madison	14	13	1	4	32
Allen	18	21	4	5	48	Marion	69	54	15	2	140
Bartholomew	1	1	0	3	5	Marshall	2	2	0	1	5
Benton	1	1	0	0	2	Martin	0	0	1	1	2
Blackford	0	1	1	0	2	Miami	1	3	0	0	4
Boone	2	2	1	1	6	Monroe	7	1	0	1	9
Brown	0	0	0	0	0	Montgomery	4	2	1	2	9
Carroll	3	0	0	0	3	Morgan	5	1	0	1	7
Cass	2	2	0	4	8	Newton	2	0	1	0	3
Clark	0	2	0	0	2	Noble	4	0	0	0	4
Clay	5	0	0	0	5	Ohio	2	0	0	0	2
Clinton	2	3	0	3	8	Orange	2	2	0	0	4
Crawford	0	0	0	0	0	Owen	3	1	0	0	4
Daviess	0	0	1	0	1	Parke	1	1	1	0	3
Dearborn	2	4	3	1	10	Perry	0	1	1	1	3
Decatur	3	1	0	3	7	Pike	1	0	0	0	1
DeKalb	3	1	0	5	9	Porter	8	2	0	0	10
Delaware	4	2	2	0	8	Posey	1	2	0	0	3
Dubois	1	1	0	0	2	Pulaski	0	0	0	1	1
Elkhart	14	7	4	4	29	Putnam	0	1	0	2	3
Fayette	1	0	0	2	3	Randolph	0	0	0	0	0
Floyd	5	3	0	0	8	Ripley	8	2	0	1	11
Fountain	0	1	0	0	1	Rush	0	0	3	1	4
Franklin	1	1	0	0	2	St. Joseph	11	11	0	1	23
Fulton	0	0	1	1	2	Scott	1	2	2	0	5
Gibson	3	0	0	0	3	Shelby	5	3	1	0	9
Grant	3	3	0	5	11	Spencer	0	0	0	1	1
Greene	0	2	0	0	2	Starke	1	0	0	1	2
Hamilton	4	3	0	0	7	Steuben	1	1	0	0	2
Hancock	2	4	1	0	7	Sullivan	0	0	0	0	0
Harrison	0	2	0	0	2	Switzerland	0	2	0	0	2
Hendricks	2	0	0	0	2	Tippecanoe	10	2	0	4	16
Henry	5	2	2	0	9	Tipton	0	0	0	0	0
Howard	3	4	0	3	10	Union	0	0	0	0	0
Huntington	5	6	1	0	12	Vanderburgh	24	3	2	5	34
Jackson	2	2	3	2	9	Vermillion	1	1	0	0	2
Jasper	1	2	1	0	4	Vigo	4	3	1	5	13
Jay	3	0	0	1	4	Wabash	2	2	0	2	6
Jefferson	4	4	1	0	9	Warren	0	0	0	0	0
Jennings	1	2	0	0	3	Warrick	2	0	1	0	3
Johnson	6	4	4	0	14	Washington	1	1	1	0	3
Knox	3	1	0	0	4	Wayne	3	3	0	1	7
Kosciusko	1	5	1	1	8	Wells	4	0	0	0	4
LaGrange	0	0	0	0	0	White	2	0	0	0	2
Lake	11	6	4	4	25	Whitley	0	1	0	0	1
LaPorte	5	3	0	2	10	Unknown	0	0	1	0	1
Lawrence	5	1	1	3	10	Totals	346	238	70	91	745

This data excludes Temporary Moves, Safekeepers, Predispositions, Escapes, Deaths, releases from CTP and releases from Out of State Parole.

*"Unknown" represents offenders who were sentenced to DOC, but County of Commitment data was unavailable.

Source: prisrel7.pgm

Indiana Department of Correction
Table 8
The Number of Department of Correction Offenders
Held in County Jails*
November 30, 2020

<u>County</u>	<u>Adult Male</u>	<u>Adult Female</u>	<u>County</u>	<u>Adult Male</u>	<u>Adult Female</u>	<u>County</u>	<u>Adult Male</u>	<u>Adult Female</u>
Adams	12	0	Hendricks	14	0	Pike	5	1
Allen	72	4	Henry**	0	2	Porter	8	0
Bartholomew	8	0	Howard	9	0	Posey	5	0
Benton	0	0	Huntington	4	1	Pulaski**	2	0
Blackford**	3	1	Jackson	13	1	Putnam**	3	0
Boone	2	1	Jasper	2	0	Randolph	2	0
Brown	3	0	Jay	12	2	Ripley	12	0
Carroll	0	0	Jefferson	13	0	Rush	1	0
Cass	7	2	Jennings	2	0	St. Joseph	5	0
Clark	11	0	Johnson	24	2	Scott	4	1
Clay	9	0	Knox**	1	0	Shelby	0	0
Clinton	18	0	Kosciusko	10	0	Spencer**	25	1
Crawford**	0	0	LaGrange	1	0	Starke	2	0
Daviess	1	0	Lake	37	0	Steuben	2	0
Dearborn	6	1	LaPorte	18	1	Sullivan	0	0
Decatur	5	0	Lawrence	13	2	Switzerland	0	0
DeKalb	6	1	Madison	26	1	Tippecanoe	18	0
Delaware	17	2	Marion	43	1	Tipton	0	0
Dubois	5	0	Marshall	16	0	Union	0	0
Elkhart	30	6	Martin	2	0	Vanderburgh	29	0
Fayette	7	0	Miami	3	0	Vermillion	2	0
Floyd	13	0	Monroe	11	1	Vigo	15	0
Fountain	6	1	Montgomery	9	0	Wabash	1	0
Franklin	2	0	Morgan	12	3	Warren	1	0
Fulton	7	0	Newton	0	0	Warrick	2	0
Gibson	3	1	Noble	5	1	Washington	4	0
Grant	15	1	Ohio	1	0	Wayne	22	1
Greene	5	0	Orange**	0	2	Wells**	3	0
Hamilton	22	0	Owen	0	0	White	6	0
Hancock	7	1	Parke	2	2	Whitley	1	0
Harrison**	3	0	Perry	1	0	Total	789	48

* Data is based on known frequencies reported by the counties; some county data may be missing

** County Jail Substance Abuse Programs

Source: Offender Movement

Indiana Department of Correction
Table 9
Community Transition Program
Average Daily Populations

<u>Month</u>	<u>2016</u>	<u>2017</u>	<u>2018</u>	<u>2019</u>	<u>2020</u>
January	518	465	392	382	338
February	480	475	402	379	338
March	492	475	411	372	317
April	518	481	441	376	278
May	499	487	443	396	279
June	469	481	398	379	241
July	491	445	386	393	256
August	496	421	395	336	254
September	509	400	387	330	262
October	478	385	384	324	259
November	470	389	366	323	270
December	<u>461</u>	<u>372</u>	<u>381</u>	<u>339</u>	
YEARLY AVERAGE	490	440	399	361	281

Source: CTP Database and OIS Warmbody

Indiana Department Of Correction
Table 10
Community Transition Program
November 2020 Release Information (Felony Level A-D)

Total number of offenders eligible to be released =		125
Felony A and B total =	103	
Felony C total =	18	
Felony D total =	3	
Murder =	1	
Total number of offenders transitioned to counties for CTP =		21
By default (lack of response from judge)		
Felony A or B =	0	
Felony C =	0	
Felony D =	0	
By approval by court order from judge		
Felony A or B =	18	
Felony C =	3	
Felony D =	0	
Murder =	0	
Total number of offenders transitioned to counties then returned to DOC due to refusal (court ordered denial upon receipt of offender) =		0
Total number of court ordered denials =		72
Felony A or B =	59	
Felony C =	11	
Felony D =	1	
Murder =	1	
Total number of Felony A or B, or Murder denials by default (no response from judge) =		15
Total number of offenders who became ineligible after eligibility determined but prior to CTP commencement date (reasons include change in Earliest Possible Release Date, change in warrant status, released to probation or to parole, other miscellaneous) =		17
Felony A or B =	11	
Felony C =	4	
Felony D =	2	
Murder =	0	

Source: SAS - CTP2 Adms

Indiana Department Of Correction
Table 10
Community Transition Program
September 2020 Release Information (Felony Level 1-6)

Total number of offenders eligible to be released =		313
Felony 1 and 2 total =	14	
Felony 3 and 4 total =	117	
Felony 5 and 6 total =	182	
Total number of offenders transitioned to counties for CTP =		70
By default (lack of response from judge)		
Felony 1 and 2 total =	0	
Felony 3 and 4 total =	0	
Felony 5 and 6 total =	13	
By approval by court order from judge		
Felony 1 and 2 total =	4	
Felony 3 and 4 total =	24	
Felony 5 and 6 total =	29	
Total number of offenders transitioned to counties then returned to DOC due to refusal (court ordered denial upon receipt of offender) =		0
Total number of court ordered denials =		195
Felony 1 and 2 total =	8	
Felony 3 and 4 total =	64	
Felony 5 and 6 total =	123	
Total number of Felony 1 or 2 denials by default (no response from judge) =		1
Total number of offenders who became ineligible after eligibility determined but prior to CTP commencement date (reasons include change in Earliest Possible Release Date, change in warrant status, released to probation or to parole, other miscellaneous) =		25
Felony 1 and 2 total =	1	
Felony 3 and 4 total =	7	
Felony 5 and 6 total =	17	

Source: SAS - CTP2 Adms

Indiana Department of Correction
 Table 11
 Total Number of Felony Offenses
 Committed to the Indiana Department of Correction

November 2020

Felony Level	Primary Offense	Secondary Offense	Nov-20		This Calendar Year	
			SEX		SEX	
			F	M	F	M
A Felony	Arson (35-43-1-1)		-	-	-	1
	Burglary (35-43-2-1)		-	-	-	3
	Child Molesting (35-42-4-3)		-	6	-	19
	Criminal Deviate Conduct (35-42-4-2)		-	-	-	2
	Dealing Cocaine or Narcotic Drug (35-48-4-1)		-	-	5	15
	Dealing Methamphetamine (35-48-4-1.1)		-	-	2	2
	Dealing Sched I, II, or III Cntrld Sub (35-48-4-2)		-	-	-	2
	Rape (35-42-4-1)		-	-	-	2
	Robbery (35-42-5-1)		-	-	-	4
	Voluntary Manslaughter (35-42-1-3)		-	1	-	1
A Felony Total			0	7	7	51

Felony Level	Primary Offense	Secondary Offense	Nov-20		This Calendar Year	
			SEX		SEX	
			F	M	F	M
B Felony	Aggravated Battery (35-42-2-1.5)		-	1	-	7
	Arson (35-43-1-1)		-	-	-	1
	Attempt to Commit a Felony (35-41-5-1)	Robbery (35-42-5-1)	-	-	-	2
	Battery (35-42-2-1)		-	-	-	2
	Burglary (35-43-2-1)		-	10	2	63
	Carjacking (35-42-5-2)		-	-	-	1
	Child Molesting (35-42-4-3)		-	1	-	6
	Criminal Confinement (35-42-3-3)		-	2	-	6
	Dealing Cocaine or Narcotic Drug (35-48-4-1)		-	1	5	36
	Dealing Methamphetamine (35-48-4-1.1)		-	3	12	33
	Dealing Sched I, II, or III Cntrld Sub (35-48-4-2)		-	2	6	10
	Felon in Possession of a Firearm (35-47-4-5)		-	-	-	10
	Neglect of a Dependent (35-46-1-4)		-	-	3	-
	Possession Methamphetamine (35-48-4-6.1)		-	-	1	3
	Possession of Cocaine or Narcotic Drug (35-48-4-6)		1	-	1	2
	Rape (35-42-4-1)		-	-	-	1
	Robbery (35-42-5-1)		-	5	-	35
Sexual Misconduct with a Minor (35-42-4-9)		-	1	1	6	
B Felony Total			1	26	31	224

Felony Level	Primary Offense	Secondary Offense	Nov-20		This Calendar Year	
			SEX		SEX	
			F	M	F	M
C Felony	Assisting a Criminal (35-44-3-2)		-	-	-	1
	Auto Theft, Receiving Stolen Parts (35-43-4-2.5)		-	-	-	1
	Battery (35-42-2-1)		-	-	-	9
	Burglary (35-43-2-1)		-	1	2	18
	Check Fraud (35-43-5-12)		-	-	1	-
	Child Exploitation (35-42-4-4)		-	1	-	2
	Child Molesting (35-42-4-3)		-	3	2	21
	Contribute to Delinquency (35-46-1-8)		-	-	-	1
	Controlled Substance Registration (35-48-4-14)		-	-	1	-
	Corrupt Business Influence (35-45-6-2)		-	-	-	2
	Criminal Confinement (35-42-3-3)		-	-	-	3
	Criminal Recklessness (35-42-2-2)		-	1	-	3
	Felon in Possession of a Firearm (35-47-4-5)		-	-	-	1
	Firearm w/in One Mile of School (35-47-2-1)		-	-	-	4
	Forgery (35-43-5-2)		-	-	8	4
	Fraud on Financial Institution (35-43-5-8)		-	-	2	-
	Intimidation (35-45-2-1)		-	-	-	1
	Neglect of a Dependent (35-46-1-4)		-	-	-	1
	Non-Support of Dependent Child (35-46-1-5)		-	1	-	23
	Operating Vehicle Intoxicated/Death (9-30-5-5)		-	-	-	1
	Operating Vehicle w/Lifetime Suspension (9-30-10-17)		-	1	-	11
	Possession Methamphetamine (35-48-4-6.1)		-	-	-	2
	Possession of Cocaine or Narcotic Drug (35-48-4-6)		-	-	-	2
	Possession of Precursors (35-48-4-14.5)		-	-	1	-
	Reckless Homicide (35-42-1-5)		-	-	-	1
	Robbery (35-42-5-1)		-	1	1	12
	Sexual Battery (35-42-4-8)		-	-	-	1
	Sexual Misconduct with a Minor (35-42-4-9)		-	-	-	4
	Welfare Fraud (35-43-5-7)		-	-	5	1
	C Felony Total			0	9	23

Felony Level	Primary Offense	Secondary Offense	Nov-20		This Calendar Year	
			SEX		SEX	
			F	M	F	M
D Felony	Auto Theft, Receiving Stolen Parts (35-43-4-2.5)		-	-	1	3
	Battery (35-42-2-1)		-	-	-	2
	Child Exploitation (35-42-4-4)		-	-	-	2
	Child Solicitation (35-42-4-6)		-	-	-	1
	Criminal Confinement (35-42-3-3)		-	-	-	1
Criminal Recklessness (35-42-2-2)		-	-	-	1	

Felony Level	Primary Offense	Secondary Offense	Nov-20		This Calendar Year	
			SEX		SEX	
			F	M	F	M
D Felony (Cont'd)	Cruelty to Animals (35-46-3-12)		-	-	-	2
	Dealing Marijuana, Hash Oil, or Hashish (35-48-4-10)		-	-	-	1
	Domestic Battery (35-42-2-1.3)		-	-	-	2
	Driving While Suspended/Oper Veh HTV (9-30-10-16)		-	-	-	2
	Failure to Remit Sales Tax (6-2.5-9-3)		-	-	-	1
	Failure to Return to Lawful Detention (35-44-3-5)		-	-	-	3
	Fraud (35-43-5-4)		-	-	-	2
	Intimidation (35-45-2-1)		-	-	-	1
	Maintaining a Common Nuisance (35-48-4-13)		-	-	1	2
	Neglect of a Dependent (35-46-1-4)		-	-	-	2
	Non-Support of a Child (35-46-1-5)		-	1	-	16
	Operating Vehicle Intox-Prior (9-30-5-3)		-	-	1	4
	Operating Vehicle Intoxicated-Contrld Sub (9-30-5-1)		-	-	-	1
	Operating Vehicle Intoxicated-Endanger (9-30-5-2)		-	-	-	2
	Poss. of Marijuana, Hash Oil, or Hashish (35-48-4-11)		-	-	1	2
	Possession - Syringe/Needle (16-42-19-18)		-	-	-	1
	Possession of Cocaine or Narcotic Drug (35-48-4-6)		-	1	1	3
	Possession of Controlled Substance (35-48-4-7)		-	-	1	4
	Possession of Meth(35-48-4-6.1)		-	-	1	5
	Possession of Precursors (35-48-4-14.5)		-	-	1	-
	Residential Entry (35-43-2-1.5)		-	-	-	1
	Resisting Law Enforcement (35-44-3-3)		-	-	-	3
	Sexual Battery (35-42-4-8)		-	-	-	2
	Strangulation (35-42-2-9)		-	-	-	1
	Theft, Receiving Stolen Property (35-43-4-2)		-	4	5	17
	Vicarious Sexual Gratification (35-42-4-5)		-	-	-	1
D Felony Total			0	6	13	91

Felony Level	Primary Offense	Secondary Offense	Nov-20		This Calendar Year	
			SEX		SEX	
			F	M	F	M
Level 1 Felony	Aggravated Battery (35-42-2-1.5)		-	-	2	2
	Aiding, Inducing or Causing an Offense (35-41-2-4)	Murder (35-42-1-1)	-	-	1	1
	Attempted Murder (35-42-1-1(1))		-	-	-	2
	Attempt to Commit a Felony (35-41-5-1)	Murder (35-42-1-1)	-	-	1	18
	Burglary (35-43-2-1)		-	-	-	5
	Child Molesting (35-42-4-3)		-	8	2	62
	Conspiracy (35-41-5-2)	Child Molesting (35-42-4-3)	-	-	1	-
		Murder (35-42-1-1)	1	-	1	1
	Criminal Gang Enhancement (35-50-2-15)		-	-	-	1
	Firearm Enhancement (35-50-2-11)		-	-	1	1
	Neglect of a Dependent/Death (35-46-1-4)		-	1	10	4
	Rape (35-42-4-1)		-	4	-	8
Level 1 Felony Total			1	13	19	105

Felony Level	Primary Offense	Secondary Offense	Nov-20		This Calendar Year	
			SEX		SEX	
			F	M	F	M
Level 2 Felony	Aiding, Inducing or Causing an Offense (35-41-2-4)	Dealing Methamphetamine (35-48-4-1.1)	-	-	-	1
	Attempt to Commit a Felony (35-41-5-1)	Burglary (35-43-2-1)	-	-	-	1
	Burglary (35-43-2-1)		1	3	2	17
	Conspiracy (35-41-5-2)	Burglary (35-43-2-1)	-	-	-	1
		Dealing Methamphetamine (35-48-4-1.1)	-	-	1	2
		Murder (35-42-1-1)	-	-	-	1
		Robbery (35-42-5-1)	-	-	-	1
	Criminal Confinement (35-42-3-3)		-	-	-	3
	Dealing Cocaine or Narcotic Drug (35-48-4-1)		-	3	5	58
	Dealing Methamphetamine (35-48-4-1.1)		3	11	44	176
	Dealing Sched I, II, or III Cntrl Sub (35-48-4-2)		-	2	1	6
	Fire Arm Enhancement (35-50-2-11)		-	-	-	1
	Kidnapping (35-42-3-2)		-	-	-	3
	Manufacturing Methamphetamine (35-42-4-5)		-	-	-	1
	Robbery (35-42-5-1)		-	1	1	10
	Voluntary Manslaughter (35-42-1-3)		-	1	1	12
Level 2 Felony Total			4	21	55	294

Felony Level	Primary Offense	Secondary Offense	Nov-20		This Calendar Year	
			SEX		SEX	
			F	M	F	M
Level 3 Felony	Accident/Failure to Stop-Serious Inj/Death (9-26-1-1.1)		-	1	2	3
	Aggravated Battery (35-42-2-1.5)		-	2	4	57
	Aiding, Inducing or Causing an Offense (35-41-2-4)	Child Molesting (35-42-4-3)	-	-	1	-
		Dealing Methamphetamine (35-48-4-1.1)	-	-	2	-
		Kidnapping (35-42-3-2)	-	1	-	1
		Robbery (35-42-5-1)	-	-	-	1
	Arson (35-43-1-1)		-	-	-	1
	Attempt to Commit a Felony (35-41-5-1)	Burglary (35-43-2-1)	-	1	-	1
		Rape (35-42-4-1)	-	1	-	3
		Robbery (35-42-5-1)	-	-	1	4
	Battery (35-42-2-1)		2	-	4	2
	Burglary (35-43-2-1)		-	1	-	13
	Child Molesting (35-42-4-3)		-	2	2	28
	Conspiracy (35-41-5-2)	Aggravated Battery (35-42-2-1.5)	-	-	1	-
		Dealing Cocaine or Narcotic Drug (35-48-4-1)	-	-	1	-
		Robbery (35-42-5-1)	-	-	-	1
	Criminal Confinement (35-42-3-3)		1	3	6	46
	Dealing Cocaine or Narcotic Drug (35-48-4-1)		-	2	7	48
	Dealing Methamphetamine (35-48-4-1.1)		4	11	31	95

Felony Level	Primary Offense	Secondary Offense	Nov-20		This Calendar Year	
			SEX		SEX	
			F	M	F	M
Level 3 Felony (Cont'd)	Dealing Sched I, II, or III Cntrld Sub (35-48-4-2)		-	1	4	11
	Dealing Sched IV Cntrld Sub (35-48-4-3)		-	-	-	1
	Feticide (35-42-1-6)		-	-	-	1
	Kidnapping (35-42-3-2)		-	-	1	9
	Manufacturing Meth (35-48-4-1.2)		1	-	1	-
	Neglect of a Dependent/Death (35-46-1-4)		3	1	7	11
	Possession of Cocaine or Narcotic Drug (35-48-4-6)		-	-	2	14
	Possession of Meth (35-48-4-6.1)		4	3	12	48
	Promotion of Child Sex. Trafficking (3542-3.5-1.2)		-	-	1	-
	Rape (35-42-4-1)		-	2	-	22
	Resisting Law Enforcement (35-44.1-3-1)		-	-	-	1
	Robbery (35-42-5-1)		1	27	19	253
	Level 3 Felony Total			16	59	109

Felony Level	Primary Offense	Secondary Offense	Nov-20		This Calendar Year		
			SEX		SEX		
			F	M	F	M	
Level 4 Felony	Aiding, Inducing or Causing an Offense (35-41-2-4)	Burglary (35-43-2-1)	-	-	1	1	
		Dealing Methamphetamine (35-48-4-1.1)	-	-	1	2	
		Arson (35-43-1-1)	1	4	5	24	
		Attempt to Commit a Felony (35-41-5-1)	-	-	-	3	
	Battery (35-42-2-1)	Burglary (35-43-2-1)	-	-	-	1	
		Escape (35-44.1-3-4)	-	-	-	1	
		Robbery (35-42-5-1)	-	-	-	1	
		Sexual Misconduct with a Minor (35-42-4-9)	-	-	-	1	
		-	-	1	-	2	
		Burglary (35-43-2-1)	2	30	45	234	
		Child Exploitation (35-42-4-4)	-	1	2	12	
		Child Molesting (35-42-4-3)	-	13	2	133	
		Child Solicitation (35-42-4-6)	-	-	-	14	
		Conspiracy (35-41-5-2)	-	-	-	1	
		Arson (35-43-1-1)	-	-	1	-	
	Dealing Methamphetamine (35-48-4-1.1)	-	-	-	2		
	Criminal Confinement (35-42-3-3)	-	1	-	5		
	Dealing Cocaine or Narcotic Drug (35-48-4-1)	-	6	14	69		
	Dealing Methamphetamine (35-48-4-1.1)	2	9	63	153		
	Dealing Sched 5 Substance (35-48-4-4)	-	-	-	3		
	Dealing Sched I, II, or III Cntrld Sub (35-48-4-2)	-	-	4	3		
	Dealing Sched IV Controlled Substance (35-48-4-3)	-	-	-	2		
	Escape 35-44.1-3-4	-	-	-	2		
	Felon in Possession of a Firearm (35-47-4-5)	-	28	1	245		
	Incest (35-46-1-3)	-	-	-	3		
	Kidnapping(35-42-3-2)	-	-	-	1		
	Manufacturing Meth (35-48-4-1.2)	1	-	2	6		
	Operating Vehicle Intoxicated/Death (9-30-5-5)	-	2	1	14		
	Pharmacy Robbery (35-42-5-1(b))	-	2	-	2		
	Possession of Cocaine or Narcotic Drug (35-48-4-6)	-	1	2	20		
	Possession of Dangerous Device (35-44.1-3-7)	-	1	-	4		
	Possession of Meth (35-48-4-6.1)	3	6	29	87		
	Promoting Prostitution, under 18 (35-45-4-4)	-	-	1	-		
	Sexual Misconduct with a Minor (35-42-4-9)	4	7	6	41		
	Stalking (35-45-10-5)	-	-	-	2		
	Vicarious Sexual Gratification (35-42-4-5)	-	-	-	2		
	Level 4 Felony Total			13	112	180	1094

Felony Level	Primary Offense	Secondary Offense	Nov-20		This Calendar Year	
			SEX		SEX	
			F	M	F	M
Level 5 Felony	Aiding, Inducing or Causing an Offense (35-41-2-4)	Dealing Cocaine or Narcotic Drug (35-48-4-1)	-	-	1	-
		Dealing in Methamphetamine (35-48-4-1.1)	-	-	1	-
		Fraud on Financial Institution (35-43-5-8)	-	-	-	1
		Robbery (35-42-5-1)	-	-	-	1
	Assisting a Criminal (35-44.1-2-5)	Att. to Commit a Crime by Committing (35-41-5-1)	-	-	1	-
		Battery (35-42-2-1)	-	-	1	-
		Burglary (35-43-2-1)	-	-	-	1
		Dealing in Methamphetamine (35-48-4-1.1)	-	-	-	1
		Escape (35-44.1-3-4)	-	-	-	2
		Fraud on Financial Institution (35-43-5-8)	-	1	-	1
		Obstruction of Justice (35-44-3-4)	-	1	-	1
		Opch Veh Intox Resulting Death of an Animal (9-30-5-5)	-	-	-	1
		Robbery (35-42-5-1)	-	-	1	3
		Trafficking with an Inmate (35-44.1-3-5)	-	-	-	1
		-	-	-	-	10
	Auto Theft, Receiving Stolen Parts (35-43-4-2.5)	-	-	-	10	
	Battery (35-42-2-1)	-	23	32	250	
	Burglary (35-43-2-1)	1	19	22	247	
	Child Exploitation (35-42-4-4)	-	2	-	34	
	Child Pornography (35-42-4-4(C))	-	-	1	4	
	Child Possession of a Firearm (35-47-10-5)	-	1	-	9	
	Child Seduction (35-42-4-7)	-	-	-	4	
	Child Solicitation (35-42-4-6)	-	1	-	22	
	Conspiracy (35-41-5-2)	Burglary (35-43-2-1)	-	-	-	1
		Fraud on Financial Institution (35-43-5-8)	-	-	-	1
		Providing Gun to Inelible Pers (35-47-2.5-16)	-	-	-	1
		Trafficking with an Inmate (35-44.1-3-5)	-	-	-	1
	Contrib. to the Delinquency of a Minor(35-46-1-8)	-	-	1	-	
	Controlled Substance Registration (35-48-4-14)	-	-	1	-	
	Conversion (35-43-4-3)	-	-	1	2	
	Corrupt Business Influence (35-45-6-2)	-	5	7	13	
	Criminal Confinement (35-42-3-3)	2	4	2	53	
	Criminal Recklessness (35-42-2-2)	-	5	1	34	
	Dealing Cocaine or Narcotic Drug (35-48-4-1)	-	2	22	71	

Felony Level	Primary Offense	Secondary Offense	Nov-20		This Calendar Year	
			SEX		SEX	
			F	M	F	M
Level 5 Felony (Cont'd)	Dealing Marijuana, Hash Oil, or Hashish (35-48-4-10)		-	1	-	12
	Dealing Methamphetamine (35-48-4-1.1)		3	15	36	161
	Dealing Sched I, II, or III Cntrld Sub (35-48-4-2)		-	-	9	4
	Dealing Sched IV Cntrld Sub (35-48-4-3)		-	-	-	1
	Dealing in Methamphetamine (35-48-4-1.1)		3	11	35	97
	Dealing/Poss. Look-Alike Subs (35-48-4-4.6)		-	-	2	6
	Disarm/Attempt to Disarm an Officer (35-44.1-3-2)		-	1	1	6
	Domestic Battery (35-42-2-1.3)		2	12	21	153
	Escape (35-44.1-3-4)		2	2	15	41
	Fail to Stop Acc Death (9-26-1-1.1)		-	-	3	5
	Failure to Register as a Sex Offender (11-8-8-17)		-	8	1	80
	Firearm w/in One Mile of School (35-47-2-1)		-	23	12	245
	Fraud on Financial Institution (35-43-5-8)		1	1	8	22
	Incest (35-46-1-3)		-	-	-	3
	Interference w/ Medical Services (35-45-21-5)		-	-	1	-
	Intimidation (35-45-2-1)		-	9	11	86
	Involuntary Manslaughter (35-42-1-4)		-	-	-	2
	Kidnapping (35-42-3-2)		-	-	-	7
	Neglect of a Dependent/Death (35-46-1-4)		1	2	21	13
	Non-Support of Dependent Child (35-46-1-5)		1	-	1	7
	Obliterating Handgun I.D. (35-47-2-18)		-	-	1	14
	Obstruction of Justice (35-44.1-2-2)		-	1	-	7
	Oper Veh Aft Life Susp (9-30-10-17)		-	4	9	117
	Operating Veh while Intoxicated (9-30-5-2)		-	-	2	6
	Operating Vehicle Intoxicated-Contrlld Sub (9-30-5-1)		-	1	-	1
	Operating Vehicle Intoxicated/Death (9-30-5-5)		-	-	2	3
	Operating Vehicle Intoxicated/Injury (9-30-5-4)		2	3	7	6
	Overpass Mischief (35-42-2-5)		-	1	-	1
	Possession of Cocaine or Narcotic Drug 35-48-4-6		2	4	13	83
	Possession of Dangerous Device (35-44.1-3-7)		-	4	-	8
	Possession of Precursors (35-48-4-14.5)		-	-	-	1
	Possession of Syringes or Needles (16-42-19-18)		-	-	-	1
	Pred Job Near Child (35-42-7-10)		-	-	-	1
	Promoting Prostitution (35-45-4-4)		-	-	-	1
	Prov Gun to Inel Per (35-47-2.5-16)		-	-	-	1
	Reckless Driving in a Workzone w/ Workers (9-21-8-56)		-	-	-	1
	Reckless Homicide (35-42-1-5)		1	1	3	13
	Resisting Law Enforcement (35-44.1-3-1)		-	-	-	8
	Robbery (35-42-5-1)		-	9	10	99
	Sexual Misconduct with a Minor (35-42-4-9)		-	1	2	32
	Stalking (35-45-10-5)		-	-	-	24
	Strangulation (35-42-2-9)		-	1	-	5
	Theft, Receiving Stolen Property (35-43-4-2)		-	5	4	41
	Trafficking with an Inmate (35-44.1-3-5)		1	-	10	11
	Vicarious Sexual Gratification (35-42-4-5)		-	-	-	1
Level 5 Felony Total			22	184	338	2211

Felony Level	Primary Offense	Secondary Offense	Nov-20		This Calendar Year	
			SEX		SEX	
			F	M	F	M
Level 6 Felony	Aiding in Manufacture of Sch II Cont Subst (35-48-4-2)		-	1	1	3
	Arson (35-43-1-1)		-	1	-	3
	Assisting a Criminal (35-44.1-2-5)		-	-	-	1
	Attempt to Commit a Felony (35-41-5-1)	Auto Theft, Receiving Stolen Parts (35-43-4-2.5)	-	-	-	1
		Check Fraud (35-43-5-12)	-	-	-	1
		Committing Mischief (35-43-1-2)	-	-	1	-
		Insurance Fraud (35-43-5-4.5)	-	-	1	-
		Residential Entry (35-43-2-1.5)	-	1	-	1
		Strangulation (35-42-2-9)	-	-	-	1
		Theft, Receiving Stolen Property (35-43-4-2)	-	1	1	1
	Auto Theft, Receiving Stolen Parts (35-43-4-2.5)		1	6	11	36
	Battery 35-42-2-1		-	8	9	62
	Check Deception (35-43-5-5)		-	-	-	1
	Check Fraud (35-43-5-12)		-	-	1	7
	Child Exploitation (35-42-4-4)		-	-	1	3
	Child Seduction (35-42-4-7)		-	-	-	2
	Conspiracy (35-41-5-2)	Auto Theft, Receiving Stolen Parts (35-43-4-2.5)	-	-	-	2
		Theft, Receiving Stolen Property (35-43-4-2)	-	-	-	1
	Controlled Substance Registration (35-48-4-14)		-	-	-	1
	Conversion (35-43-4-3)		-	-	-	1
	Criminal Confinement (35-42-3-3)		-	2	-	21
	Criminal Confinement (35-42-3-3)		1	10	5	93
	Criminal Gang Activity (35-45-9-3)		-	-	-	1
	Criminal Mischief (35-43-1-2)		-	-	-	1
	Criminal Recklessness (35-42-2-2)		-	2	7	24
	Criminal Trespass (35-43-2-2)		-	-	-	2
	Cruelty to Animals (35-46-3-12)		-	-	1	1
	Dealing Fake Controlled Substances (35-48-4-4.6)		-	-	-	1
	Dealing Marijuana, Hash Oil, or Hashish (35-48-4-10)		-	-	3	11
	Dealing Sched IV Cntrld Sub (35-48-4-3)		-	-	-	2
	Dealing Subs. Represent as Cntrld Subs. (35-48-4-4.5)		-	-	2	2
	Dealing/Poss. Look-Alike Subs (35-48-4-10.5)		-	-	1	1
	Dealing/Poss. Look-Alike Subs (35-48-4-11.5)		-	-	-	4
	Dissemination of Matter Harmful to Minor (35-49-3-3)		-	-	-	6
	Escape 35-44.1-3-4		5	13	42	141
	Fail to Reg Sex Off (11-8-8-17)		-	1	2	10
	Failure to Appear (35-44.1-2-9)		-	-	3	9
	False Reporting(35-44.1-2-3)		-	-	-	2
	Forgery, Counterfeiting, Application Fraud (35-43-5-2)		1	7	9	29
	Habitual Offender (35-50-2-8)		-	-	-	1
	Identity Deception (35-43-5-3.5)		1	2	6	8
	Impersonation of a Public Servant (35-44-2-3)		-	-	-	1
	Insurance Fraud (35-43-5-4.5)		2	13	11	22

Level 6 Felony (Cont'd)						
	Intent to make a false statement (35-47-2.5-12)	-	-	-	1	
	Intimidation (35-45-2-1)	-	11	5	49	
	Invasion of Privacy (35-46-1-15.1)	-	1	2	39	
	Leaving the Scene of an Accident(9-26-1-1.1)	-	-	1	2	
	Legend Drug by Fraud (16-42-19-16)	-	1	-	1	
	Maintain Common Nuisance (35-45-2-1(c))	3	3	15	28	
	Maintaining Common Nuisance (35-48-4-13)	-	-	1	4	
	Moving Body from Scene of Death (36-2-14-17)	-	-	-	1	
	Neglect of a Dependent/Death (35-46-1-4)	1	-	16	20	
	Non-Support of Dependent Child (35-46-1-5)	-	3	-	14	
	Obstruction of Justice (35-44.1-2-2)	-	1	4	19	
	Official Misconduct (35-44.1-1-1)	-	-	-	1	
	Oper Vehicle-Intox-Prev Conv (9-30-5-3)	-	-	2	19	
	Operating Vehicle Intoxicated-Contrld Sub (9-30-5-1)	-	-	1	12	
	Operating Vehicle Intoxicated-Endanger (9-30-5-2)	1	2	7	37	
	Operating Vehicle Intoxicated/Injury (9-30-5-4)	-	-	1	4	
	Operating Vehicle-Habitual Violation (9-30-10-16)	-	3	1	30	
	Pointing a Firearm (35-47-4-3)	-	-	-	12	
	Poss Precursors (35-48-4-14.5)	-	-	-	1	
	Possession Sched IV Contrld Sub w/in 1,000 ft (35-48-4-7)	-	2	1	13	
	Possession of Child Pornography (35-42-4-4(C))	-	-	-	5	
	Possession of Cocaine or Narcotic Drug (35-48-4-6)	4	12	31	104	
	Possession of Marijuana (35-48-4-11)	-	-	1	3	
	Possession of Meth (35-48-4-6.1)	1	-	2	-	
	Possession of Meth(35-48-4-6.1)	4	16	84	263	
	Possession of Syringes or Needles (16-42-19-18)	6	15	50	129	
	Possession or Use of Legend Drug (16-42-19-13)	3	4	14	12	
	Public Intoxication (7-15-1-3)	-	-	-	1	
	Residential Entry (35-43-2-1.5)	-	3	5	32	
	Resisting Law Enforc (35-44.1-3-1)	-	12	15	167	
	Sale of Legend Drug (35-42-19-11)	-	-	-	1	
	Sexual Conduct in Presence of a Minor (35-42-4-5c)	-	-	3	-	
	Sexual Misconduct with a Minor (35-42-4-9)	-	-	-	1	
	Stalking (35-45-10-5)	-	-	-	2	
	Strangulation (35-42-2-9)	-	3	-	48	
	Synthetic ID Deception (35-43-5-3.8)	-	2	3	8	
	Theft, Receiving Stolen Property (35-43-4-2)	6	23	69	247	
	Unlawful Use of Body Armor (35-47-5-13)	-	-	-	1	
	Visiting Common Nuisance (35-45-1-5(B))	-	-	-	1	
	Voyeurism (35-45-4-5)	-	-	-	3	
	Welfare Fraud (35-43-5-7)	-	-	1	-	
Level 6 Felony Total		40	186	453	1877	
		Nov-20		This Calendar Year		
		SEX		SEX		
Felony Level	Primary Offense	Secondary Offense	F	M	F	M
Murder	Murder (35-42-1-1)		1	8	6	59
Murder Total			1	8	6	59
		Nov-20		This Calendar Year		
		SEX		SEX		
Felony Level	Primary Offense	Secondary Offense	F	M	F	M
Habitual Offender	HO01		-	-	-	1
	Habitual Offender (35-50-2-8)		-	2	5	39
	Habitual Offender Controlled Substance (35-50-2-10)		-	-	1	3
	Repeat Sexual Offender Enhancement 35-50-2-14		-	-	-	1
Habitual Offender Total			0	2	6	44
		Nov-20		This Calendar Year		
		SEX		SEX		
		F	M	F	M	
Grand Total		98	633	1240	6855	

Note: Offense data may not be available for all offenders at the time this table was prepared.
Only new commitments and probation violations are reported on this table.
Parole and Community Transition Program violators are excluded on this table.
Source: SAS - all.citations_mso.pgm

Indiana Department of Correction
Table 12
Number of New Admissions by Most Serious Offense
Committed to the Indiana Department of Correction

November 2020

Felony Level	Primary Offense	Secondary Offense	Nov-20		This Calendar Year	
			SEX		SEX	
			F	M	F	M
Level A Felony	Arson (35-43-1-1)		-	-	-	1
	Burglary (35-43-2-1)		-	-	-	3
	Child Molesting (35-42-4-3)		-	4	-	11
	Criminal Deviate Conduct (35-42-4-2)		-	-	-	1
	Dealing Cocaine or Narcotic Drug (35-48-4-1)		-	-	5	14
	Dealing Methamphetamine (35-48-4-1.1)		-	-	2	2
	Dealing Sched I, II, or III Cntrld Sub (35-48-4-2)		-	-	-	1
	Rape (35-42-4-1)		-	-	-	1
	Robbery (35-42-5-1)		-	-	-	4
	Voluntary Manslaughter (35-42-1-3)		-	1	-	1
Level A Felony			0	5	7	39

Felony Level	Primary Offense	Secondary Offense	Nov-20		This Calendar Year		
			SEX		SEX		
			F	M	F	M	
Level B Felony	Aggravated Battery (35-42-2-1.5)		-	1	-	7	
	Arson (35-43-1-1)		-	-	-	1	
	Battery (35-42-2-1)		-	-	-	2	
	Burglary (35-43-2-1)		-	4	2	47	
	Carjacking (35-42-5-2)		-	-	-	1	
	Child Molesting (35-42-4-3)		-	1	-	4	
	Criminal Confinement (35-42-3-3)		-	1	-	2	
	Dealing Cocaine or Narcotic Drug (35-48-4-1)		-	1	4	29	
	Dealing Methamphetamine (35-48-4-1.1)		-	2	10	29	
	Dealing Sched I, II, or III Cntrld Sub (35-48-4-2)		-	2	5	8	
	Felon in Possession of a Firearm (35-47-4-5)		-	-	-	9	
	Neglect of a Dependent (35-46-1-4)		-	-	3	-	
	Possession Methamphetamine (35-48-4-6.1)		-	-	-	3	
	Possession of Cocaine or Narcotic Drug (35-48-4-6)		1	-	1	2	
	Rape (35-42-4-1)		-	-	-	1	
	Robbery (35-42-5-1)		-	3	-	24	
	Sexual Misconduct with a Minor (35-42-4-9)		-	1	1	5	
	Level B Felony Total			1	16	26	174

Felony Level	Primary Offense	Secondary Offense	Nov-20		This Calendar Year	
			SEX		SEX	
			F	M	F	M
Level C Felony	Assisting a Criminal (35-44-3-2)		-	-	-	1
	Auto Theft, Receiving Stolen Parts (35-43-4-2.5)		-	-	-	1
	Battery (35-42-2-1)		-	-	-	5
	Burglary (35-43-2-1)		-	1	2	11
	Check Fraud (35-43-5-12)		-	-	1	-
	Child Molesting (35-42-4-3)		-	-	1	4
	Contribute to Delinquency (35-46-1-8)		-	-	-	1
	Controlled Substance Registration (35-48-4-14)		-	-	1	-
	Corrupt Business Influence (35-45-6-2)		-	-	-	2
	Criminal Confinement (35-42-3-3)		-	-	-	1
	Criminal Recklessness (35-42-2-2)		-	1	-	2
	Felon in Possession of a Firearm (35-47-4-5)		-	-	-	1
	Firearm w/in One Mile of School (35-47-2-1)		-	-	-	2
	Forgery (35-43-5-2)		-	-	4	3
	Fraud on Financial Institution (35-43-5-8)		-	-	2	-
	Intimidation (35-45-2-1)		-	-	-	1
	Non-Support of Dependent Child (35-46-1-5)		-	1	-	15
	Operating Vehicle Intoxicated/Death (9-30-5-5)		-	-	-	1
	Operating Vehicle w/Lifetime Suspension (9-30-10-17)		-	-	-	5
	Possession Methamphetamine (35-48-4-6.1)		-	-	-	2
	Possession of Cocaine or Narcotic Drug (35-48-4-6)		-	-	-	2
	Reckless Homicide (35-42-1-5)		-	-	-	1
	Robbery (35-42-5-1)		-	1	1	7
	Sexual Misconduct with a Minor (35-42-4-9)		-	-	-	2
Welfare Fraud (35-43-5-7)		-	-	1	-	
Level C Felony Total			0	4	13	70

Felony Level	Primary Offense	Secondary Offense	Nov-20		This Calendar Year	
			SEX		SEX	
			F	M	F	M
Level D Felony	Auto Theft, Receiving Stolen Parts (35-43-4-2.5)		-	-	-	2
	Criminal Confinement (35-42-3-3)		-	-	-	1
	Criminal Recklessness (35-42-2-2)		-	-	-	1
	Dealing Marijuana, Hash Oil, or Hashish (35-48-4-10)		-	-	-	1
	Domestic Battery (35-42-2-1.3)		-	-	-	2
	Driving While Suspended/Oper Veh HTV (9-30-10-16)		-	-	-	1
	Failure to Return to Lawful Detention (35-44-3-5)		-	-	-	2
	Neglect of a Dependent (35-46-1-4)		-	-	-	1
	Non-Support of a Child (35-46-1-5)		-	-	-	9
	Operating Vehicle Intox-Prior (9-30-5-3)		-	-	1	3
	Operating Vehicle Intoxicated-Contrlld Sub (9-30-5-1)		-	-	-	1
	Operating Vehicle Intoxicated-Endanger (9-30-5-2)		-	-	-	2
	Poss. of Marijuana, Hash Oil, or Hashish (35-48-4-11)		-	-	-	1

Felony Level	Primary Offense	Secondary Offense	SEX		SEX	
			F	M	F	M
Level D Felony (cont'd)	Possession - Syringe/Needle (16-42-19-18)		-	-	-	1
	Possession of Cocaine or Narcotic Drug (35-48-4-6)		-	1	1	2
	Possession of Controlled Substance (35-48-4-7)		-	-	1	1
	Possession of Meth(35-48-4-6.1)		-	-	-	1
	Residential Entry (35-43-2-1.5)		-	-	-	1
	Sexual Battery (35-42-4-8)		-	-	-	1
	Theft, Receiving Stolen Property (35-43-4-2)		-	1	3	5
Level D Felony Total			0	2	6	39

Felony Level	Primary Offense	Secondary Offense	Nov-20		This Calendar Year	
			SEX		SEX	
			F	M	F	M
Level 1 Felony	Aggravated Battery (35-42-2-1.5)		-	-	2	2
	Aiding, Inducing or Causing an Offense (35-41-2-4)	Murder (35-42-1-1)	-	-	1	-
	Attempted Murder (35-42-1-1(1))		-	-	-	2
	Attempt to Commit a Felony (35-41-5-1)	Murder (35-42-1-1)	-	-	1	8
	Burglary (35-43-2-1)		-	-	-	5
	Child Molesting (35-42-4-3)		-	5	1	43
	Conspiracy (35-41-5-2)	Child Molesting (35-42-4-3)	-	-	1	-
		Murder (35-42-1-1)	-	-	-	1
			-	-	-	1
	Criminal Gang Enhancement (35-50-2-15)		-	-	-	1
	Firearm Enhancement (35-50-2-11)		-	-	-	1
Neglect of a Dependent/Death (35-46-1-4)		-	1	8	4	
Rape (35-42-4-1)		-	4	-	8	
Level 1 Felony Total			0	10	14	75

Felony Level	Primary Offense	Secondary Offense	Nov-20		This Calendar Year	
			SEX		SEX	
			F	M	F	M
Level 2 Felony	Aiding, Inducing or Causing an Offense (35-41-2-4)	Dealing Methamphetamine (35-48-4-1.1)	-	-	-	1
	Burglary (35-43-2-1)		1	-	2	13
	Conspiracy (35-41-5-2)	Burglary (35-43-2-1)	-	-	-	1
		Dealing Methamphetamine (35-48-4-1.1)	-	-	1	2
		Robbery (35-42-5-1)	-	-	-	1
			-	-	-	3
	Criminal Confinement (35-42-3-3)		-	-	-	49
	Dealing Cocaine or Narcotic Drug (35-48-4-1)		-	3	5	160
	Dealing Methamphetamine (35-48-4-1.1)		3	11	42	160
	Dealing Sched I, II, or III Cntrld Sub (35-48-4-2)		-	2	1	6
	Kidnapping (35-42-3-2)		-	-	-	1
	Manufacturing Methamphetamine (35-42-4-5)		-	-	-	1
	Robbery (35-42-5-1)		-	-	1	4
	Voluntary Manslaughter (35-42-1-3)		-	1	1	9
Level 2 Felony Total			4	17	53	251

Felony Level	Primary Offense	Secondary Offense	Nov-20		This Calendar Year	
			SEX		SEX	
			F	M	F	M
Level 3 Felony	Accident/Failure to Stop-Serious Inj/Death (9-26-1-1.1)		-	1	2	3
	Aggravated Battery (35-42-2-1.5)		-	2	2	46
	Aiding, Inducing or Causing an Offense (35-41-2-4)	Child Molesting (35-42-4-3)	-	-	1	-
		Dealing Methamphetamine (35-48-4-1.1)	-	-	2	-
		Kidnapping (35-42-3-2)	-	1	-	1
		Robbery (35-42-5-1)	-	-	-	1
	Arson (35-43-1-1)		-	-	-	1
	Attempt to Commit a Felony (35-41-5-1)	Burglary (35-43-2-1)	-	1	-	1
		Rape (35-42-4-1)	-	1	-	3
		Robbery (35-42-5-1)	-	-	1	3
	Battery (35-42-2-1)		1	-	2	2
	Burglary (35-43-2-1)		-	1	-	11
	Child Molesting (35-42-4-3)		-	2	1	26
	Conspiracy (35-41-5-2)	Aggravated Battery (35-42-2-1.5)	-	-	1	-
		Dealing Cocaine or Narcotic Drug (35-48-4-1)	-	-	1	-
	Criminal Confinement (35-42-3-3)		1	3	6	22
	Dealing Cocaine or Narcotic Drug (35-48-4-1)		-	2	7	42
	Dealing Methamphetamine (35-48-4-1.1)		4	11	30	90
	Dealing Sched I, II, or III Cntrld Sub (35-48-4-2)		-	1	4	10
	Dealing Sched IV Cntrld Sub (35-48-4-3)		-	-	-	1
	Kidnapping (35-42-3-2)		-	-	1	4
	Manufacturing Meth (35-48-4-1.2)		1	-	1	-
	Neglect of a Dependent/Death (35-46-1-4)		1	1	5	8
	Possession of Cocaine or Narcotic Drug (35-48-4-6)		-	-	2	12
	Possession of Meth (35-48-4-6.1)		4	2	12	40
	Promotion of Child Sex, Trafficking (35-42-3.5-1.2)		-	-	1	-
	Rape (35-42-4-1)		-	2	-	17
	Resisting Law Enforcement (35-44.1-3-1)		-	-	-	1
	Robbery (35-42-5-1)		-	20	16	195
	Level 3 Felony Total			12	51	98

Felony Level	Primary Offense	Secondary Offense	Nov-20		This Calendar Year	
			SEX		SEX	
			F	M	F	M
Level 4 Felony	Aiding, Inducing or Causing an Offense (35-41-2-4)	Burglary (35-43-2-1)	-	-	1	1
		Dealing Methamphetamine (35-48-4-1.1)	-	-	1	1
		Arson (35-43-1-1)	1	3	5	19
	Attempt to Commit a Felony (35-41-5-1)	Burglary (35-43-2-1)	-	-	-	2
		Escape (35-44.1-3-4)	-	-	-	1
		Robbery (35-42-5-1)	-	-	-	1
	Battery (35-42-2-1)	Sexual Misconduct with a Minor (35-42-4-9)	-	-	-	1
		Burglary (35-43-2-1)	-	1	-	1
		Burglary (35-43-2-1)	2	19	42	174
	Child Exploitation (35-42-4-4)	-	1	-	6	
	Child Molesting (35-42-4-3)	-	8	1	87	
	Child Solicitation (35-42-4-6)	-	-	-	12	
	Conspiracy (35-41-5-2)	Arson (35-43-1-1)	-	-	1	-
		Dealing Methamphetamine (35-48-4-1.1)	-	-	-	1
	Criminal Confinement (35-42-3-3)	-	1	-	5	
	Dealing Cocaine or Narcotic Drug (35-48-4-1)	-	5	9	50	
	Dealing Methamphetamine (35-48-4-1.1)	2	8	52	120	
	Dealing Sched 5 Substance (35-48-4-4)	-	-	-	3	
	Dealing Sched I, II, or III Contrld Sub (35-48-4-2)	-	-	3	3	
	Dealing Sched IV Controlled Substance (35-48-4-3)	-	-	-	2	
	Escape 35-44.1-3-4	-	-	-	2	
	Felon in Possession of a Firearm (35-47-4-5)	-	20	-	173	
	Incest (35-46-1-3)	-	-	-	1	
	Kidnapping(35-42-3-2)	-	-	-	1	
	Manufacturing Meth (35-48-4-1.2)	1	-	2	6	
	Operating Vehicle Intoxicated/Death (9-30-5-5)	-	2	1	12	
	Possession of Cocaine or Narcotic Drug (35-48-4-6)	-	1	1	13	
	Possession of Dangerous Device (35-44.1-3-7)	-	1	-	3	
	Possession of Meth (35-48-4-6.1)	3	5	29	76	
	Promoting Prostitution, under 18 (35-45-4-4)	-	-	1	-	
	Sexual Misconduct with a Minor (35-42-4-9)	1	5	3	34	
	Stalking (35-45-10-5)	-	-	-	2	
	Level 4 Felony Total			10	80	152

Felony Level	Primary Offense	Secondary Offense	Nov-20		This Calendar Year	
			SEX		SEX	
			F	M	F	M
Level 5 Felony	Aiding, Inducing or Causing an Offense (35-41-2-4)	Dealing Cocaine or Narcotic Drug (35-48-4-1)	-	-	1	-
		Dealing in Methamphetamine (35-48-4-1.1)	-	-	1	-
		Fraud on Financial Institution (35-43-5-8)	-	-	-	1
	Assisting a Criminal (35-44.1-2-5)	Robbery (35-42-5-1)	-	-	-	1
		Att. to Commit a Crime by Committing (35-41-5-1)	-	-	2	3
		Battery (35-42-2-1)	-	-	1	-
	Attempt to Commit a Felony (35-41-5-1)	Burglary (35-43-2-1)	-	-	-	1
		Dealing in Methamphetamine (35-48-4-1.1)	-	-	-	1
		Escape (35-44.1-3-4)	-	-	-	2
	Auto Theft, Receiving Stolen Parts (35-43-4-2.5)	Fraud on Financial Institution (35-43-5-8)	-	1	-	1
		Obstruction of Justice (35-44-3-4)	-	1	-	1
		Robbery (35-42-5-1)	-	-	1	2
	Battery (35-42-2-1)	Trafficking with an Inmate (35-44.1-3-5)	-	-	-	1
		Burglary (35-43-2-1)	-	-	-	9
		Burglary (35-43-2-1)	-	17	23	182
	Burglary (35-43-2-1)	1	11	21	182	
	Child Exploitation (35-42-4-4)	-	1	-	17	
	Child Pornography (35-42-4-4(C))	-	-	-	1	
	Child Possession of a Firearm (35-47-10-5)	-	1	-	8	
	Child Seduction (35-42-4-7)	-	-	-	1	
	Child Solicitation (35-42-4-6)	-	1	-	18	
	Conspiracy (35-41-5-2)	Fraud on Financial Institution (35-43-5-8)	-	-	-	1
		Providing Gun to Ineligible Pers (35-47-2.5-16)	-	-	-	1
		Trafficking with an Inmate (35-44.1-3-5)	-	-	-	1
	Contrib. to the Delinquency of a Minor(35-46-1-8)	-	-	1	-	
	Controlled Substance Registration (35-48-4-14)	-	-	1	-	
	Conversion (35-43-4-3)	-	-	-	2	

Felony Level	Primary Offense	Secondary Offense	Nov-20		This Calendar Year	
			SEX		SEX	
			F	M	F	M
Level 5 Felony (Cont'd)	Corrupt Business Influence (35-45-6-2)		-	4	6	8
	Criminal Confinement (35-42-3-3)		-	3	-	44
	Criminal Recklessness (35-42-2-2)		-	1	1	20
	Dealing Cocaine or Narcotic Drug (35-48-4-1)		-	1	13	50
	Dealing Marijuana, Hash Oil, or Hashish (35-48-4-10)		-	1	-	9
	Dealing Methamphetamine (35-48-4-1.1)		3	13	32	130
	Dealing Sched I, II, or III Contrld Sub (35-48-4-2)		-	-	7	4
	Dealing in Methamphetamine (35-48-4-1.1)		3	8	29	80
	Dealing/Poss. Look-Alike Subs (35-48-4-4.6)		-	-	2	5
	Disarm/Attempt to Disarm an Officer (35-44.1-3-2)		-	-	1	4
	Domestic Battery (35-42-2-1.3)		2	11	20	144
	Escape (35-44.1-3-4)		2	2	10	32
	Fail to Stop Acc Death (9-26-1-1.1)		-	-	2	2
	Failure to Register as a Sex Offender (11-8-8-17)		-	8	1	72
	Firearm w/in One Mile of School (35-47-2-1)		-	15	11	189
	Fraud on Financial Institution (35-43-5-8)		1	1	7	18
	Incest (35-46-1-3)		-	-	-	2
	Interference w/ Medical Services (35-45-21-5)		-	-	1	-
	Intimidation (35-45-2-1)		-	3	9	45
	Involuntary Manslaughter (35-42-1-4)		-	-	-	2
	Kidnapping (35-42-3-2)		-	-	-	4
	Neglect of a Dependent/Death (35-46-1-4)		1	1	13	6
	Non-Support of Dependent Child (35-46-1-5)		1	-	1	6
	Obliterating Handgun I.D. (35-47-2-18)		-	-	-	12
	Obstruction of Justice (35-44.1-2-2)		-	-	-	4
	Oper Veh Aft Life Susp (9-30-10-17)		-	4	9	96
	Operating Veh while Intoxicated (9-30-5-2)		-	-	2	5
	Operating Vehicle Intoxicated-Contrld Sub (9-30-5-1)		-	1	-	1
	Operating Vehicle Intoxicated/Death (9-30-5-5)		-	-	2	2
	Operating Vehicle Intoxicated/Injury (9-30-5-4)		2	-	6	2
	Overpass Mischief (35-42-2-5)		-	1	-	1
	Possession of Cocaine or Narcotic Drug 35-48-4-6		2	2	9	53
	Possession of Dangerous Device (35-44.1-3-7)		-	1	-	4
	Possession of Precursors (35-48-4-14.5)		-	-	-	1
	Pred Job Near Child (35-42-7-10)		-	-	-	1
	Promoting Prostitution (35-45-4-4)		-	-	-	1
	Reckless Driving in a Workzone w/ Workers (9-21-8-56)		-	-	-	1
	Reckless Homicide (35-42-1-5)		1	1	3	7
	Resisting Law Enforcement (35-44.1-3-1)		-	-	-	5
	Robbery (35-42-5-1)		-	6	10	72
	Sexual Misconduct with a Minor (35-42-4-9)		-	1	2	24
	Stalking (35-45-10-5)		-	-	-	17
	Strangulation (35-42-2-9)		-	1	-	3
	Theft, Receiving Stolen Property (35-43-4-2)		-	4	4	34
	Trafficking with an Inmate (35-44.1-3-5)		1	-	7	10
Level 5 Felony Total			20	127	273	1669

Felony Level	Primary Offense	Secondary Offense	Nov-20		This Calendar Year	
			SEX		SEX	
			F	M	F	M
Level 6 Felony	Aiding in Manufacture of Sch II Cont Subst (35-48-4-2)		-	1	-	2
	Assisting a Criminal (35-44.1-2-5)		-	-	-	1
	Attempt to Commit a Felony (35-41-5-1)	Committing Mischief (35-43-1-2)	-	-	1	-
		Theft, Receiving Stolen Property (35-43-4-2)	-	-	1	-
	Auto Theft, Receiving Stolen Parts (35-43-4-2.5)		1	1	4	7
	Battery 35-42-2-1		-	4	1	23
	Check Fraud (35-43-5-12)		-	-	-	2
	Controlled Substance Registration (35-48-4-14)		-	-	-	1
	Criminal Confinement (35-42-3-3)		-	1	-	4
	Criminal Confinement (35-42-3-3)		1	2	1	23
	Criminal Recklessness (35-42-2-2)		-	-	1	6
	Criminal Trespass (35-43-2-2)		-	-	-	1
	Dealing Fake Controlled Substances (35-48-4-4.6)		-	-	-	1
	Dealing Marijuana, Hash Oil, or Hashish (35-48-4-10)		-	-	-	1
	Dealing Subs. Represent as Cntrld Subs. (35-48-4-4.5)		-	-	-	1
	Dealing/Poss. Look-Alike Subs (35-48-4-11.5)		-	-	-	2
	Escape 35-44.1-3-4		3	4	18	39
	Fail to Reg Sex Off (11-8-8-17)		-	-	-	4
	Failure to Appear (35-44.1-2-9)		-	-	1	-
	False Reporting(35-44.1-2-3)		-	-	-	1
	Forgery, Counterfeiting, Application Fraud (35-43-5-2)		1	-	4	5
	Identity Deception (35-43-5-3.5)		1	1	2	6
	Insurance Fraud (35-43-5-4.5)		-	2	5	4
	Intimidation (35-45-2-1)		-	1	1	11
	Invasion of Privacy (35-46-1-15.1)		-	-	-	8
	Leaving the Scene of an Accident(9-26-1-1.1)		-	-	-	1
	Maintain Common Nuisance (35-45-2-1(c))		-	-	3	3
	Maintaining Common Nuisance (35-48-4-13)		-	-	-	1
	Neglect of a Dependent/Death (35-46-1-4)		-	-	1	5
	Non-Support of Dependent Child (35-46-1-5)		-	2	-	5
	Obstruction of Justice (35-44.1-2-2)		-	-	1	2
	Official Misconduct (35-44.1-1-1)		-	-	-	1
	Oper Vehicle-Intox-Prev Conv (9-30-5-3)		-	-	2	8
	Operating Vehicle Intoxicated-Contrld Sub (9-30-5-1)		-	-	1	6
		Habitual Offender Controlled Substance (35-50-2-10)	-	1	-	3
	Operating Vehicle Intoxicated-Endanger (9-30-5-2)		1	1	4	17
		Habitual Offender Controlled Substance (35-50-2-10)	-	-	-	2
	Operating Vehicle-Habitual Violation (9-30-10-16)		-	2	-	12
	Possession of Cocaine or Narcotic Drug (35-48-4-6)		1	5	13	29
	Possession of Meth (35-48-4-6.1)		-	-	1	-
	Possession of Meth(35-48-4-6.1)		1	7	34	111

Felony Level	Primary Offense	Secondary Offense	Nov-20		This Calendar Year	
			SEX		SEX	
			F	M	F	M
Level 6 Felony (Cont'd)	Possession of Syringes or Needles (16-42-19-18)		2	4	8	23
	Possession or Use of Legend Drug (16-42-19-13)		-	-	-	2
	Residential Entry (35-43-2-1.5)		-	-	3	10
	Resisting Law Enfore (35-44.1-3-1)		-	1	2	28
	Sexual Battery (35-42-4-8)		-	-	-	3
	Stalking (35-45-10-5)		-	-	-	1
	Strangulation (35-42-2-9)		-	-	-	9
	Synthetic ID Deception (35-43-5-3.8)		-	1	2	2
	Theft, Receiving Stolen Property (35-43-4-2)		1	8	22	75
	Unlawful Use of Body Armor (35-47-5-13)		-	-	-	1
	Welfare Fraud (35-43-5-7)		-	-	1	-
Level 6 Felony Total			13	49	138	513

Felony Level	Primary Offense	Secondary Offense	Nov-20		This Calendar Year	
			SEX		SEX	
			F	M	F	M
HO	Habitual Offender (35-50-2-8)		-	-	-	1
HO Total			0	0	0	1

Felony Level	Primary Offense	Secondary Offense	Nov-20		This Calendar Year	
			SEX		SEX	
			F	M	F	M
Murder	Murder (35-42-1-1)		1	5	6	53
Murder Total			1	5	6	53

Grand Total	Nov-20		This Calendar Year	
	SEX		SEX	
	F	M	F	M
Grand Total	61	366	786	4237

Note: Offense data may not be available for all offenders at the time this table was prepared.
Only new commitments and probation violations are reported on this table.
Parole and Community Transition Program violators are excluded on this table.
Source: SAS - all.citations_mso.pgm

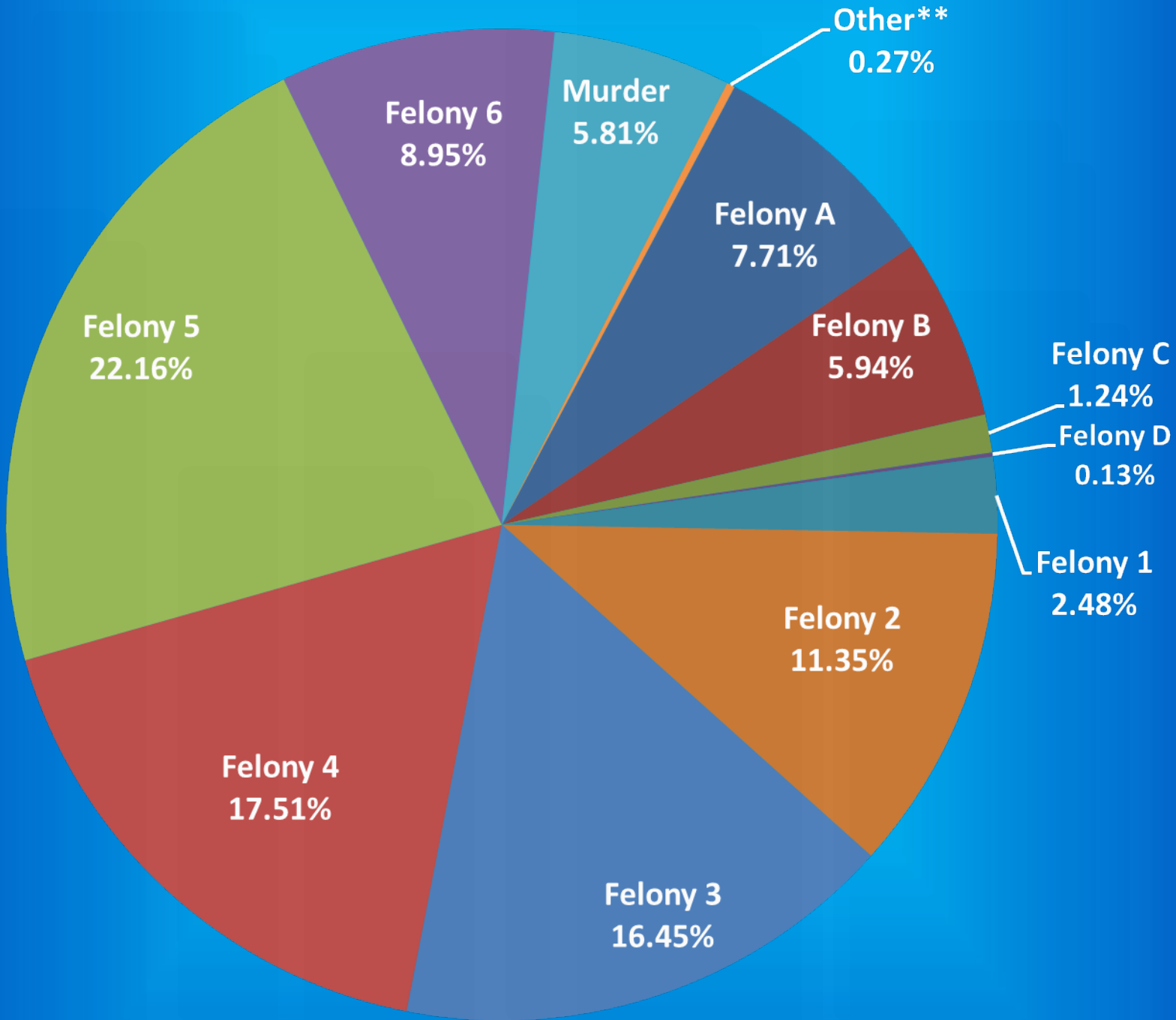
Indiana Department of Correction

Graph A

Female Population by Most Serious Offense Felony Level*

December 01, 2020

N = 2,306



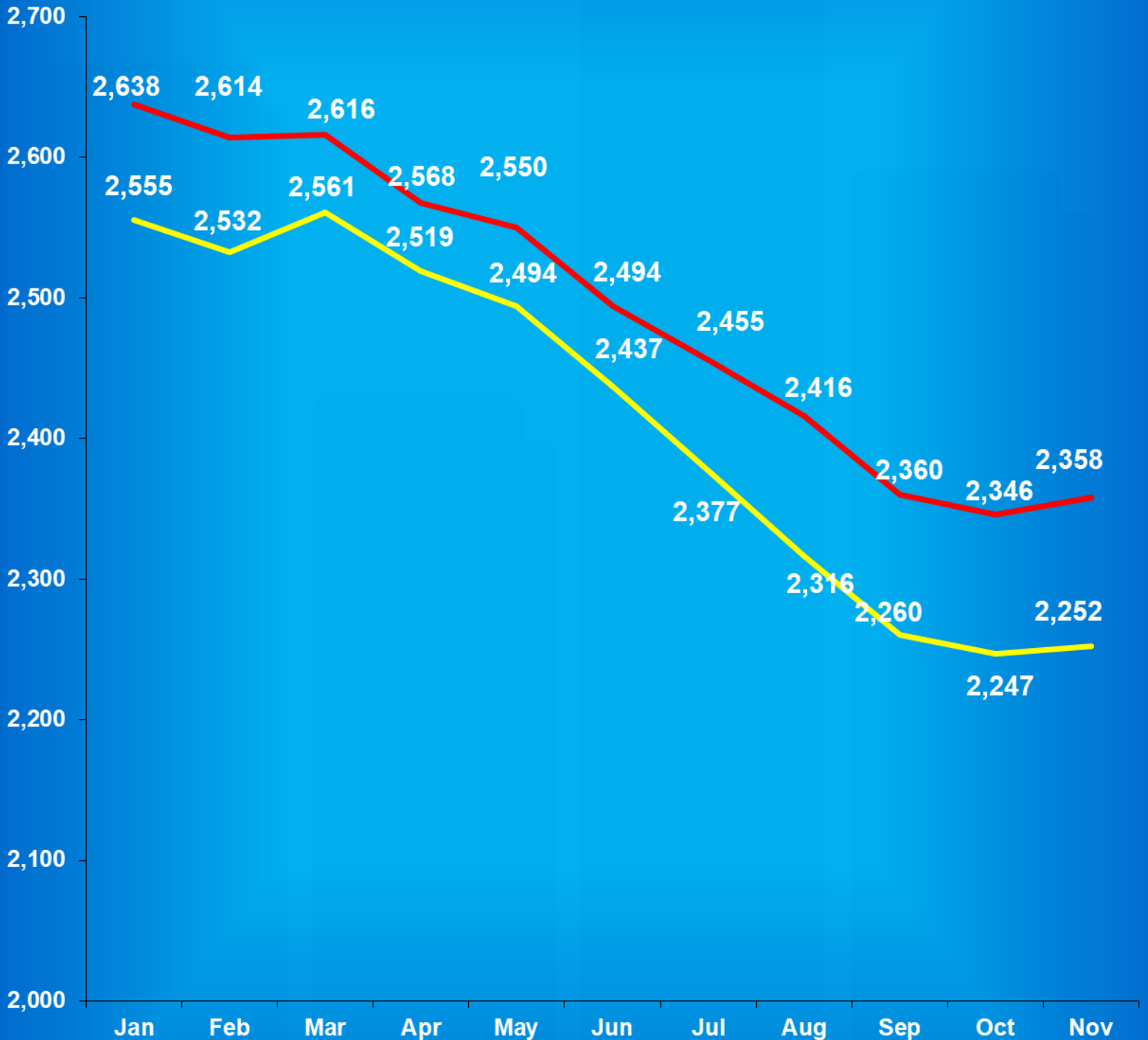
• Includes Offenders Held in County Jails and Contracted Beds

** Other includes Safekeepers, Predispositions, Habitual Offenders, Misdemeanants, and Unknowns

Indiana Department of Correction

Graph B

Average Daily Adult Female Offender Populations Calendar Year 2020



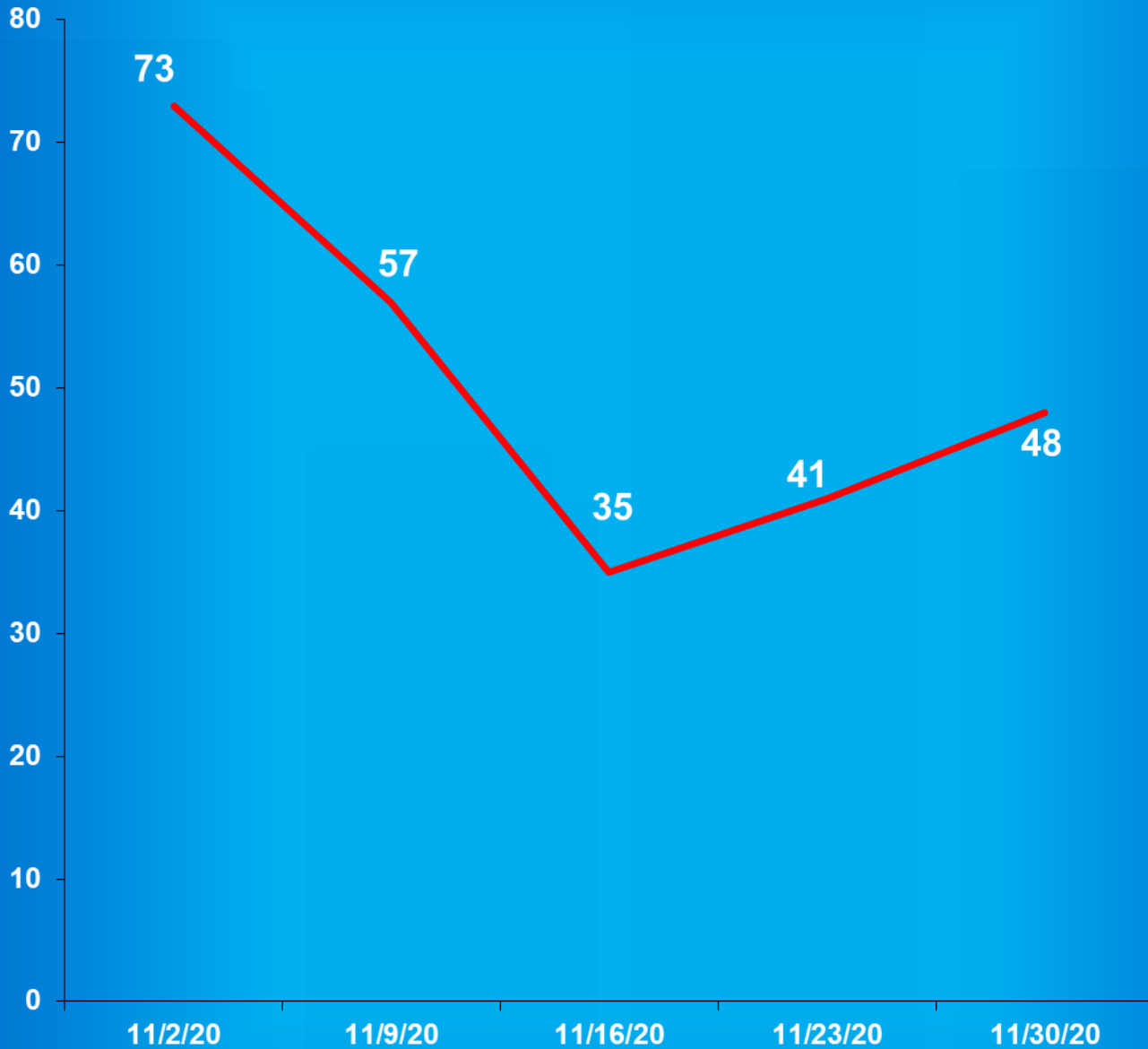
— Includes County Jail/Contract Beds — Excludes County Jail/Contract Beds

Indiana Department of Correction

Graph C

Adult Females Held in County Jails

November 2020



- Offenders held in county jails are newly sentenced offenders with completed court documents who are awaiting transfer to a DOC facility.

- Jail counts are a dynamic number that are affected by a variety of factors, including; sentencing trends, available DOC beds, and intake process completion.

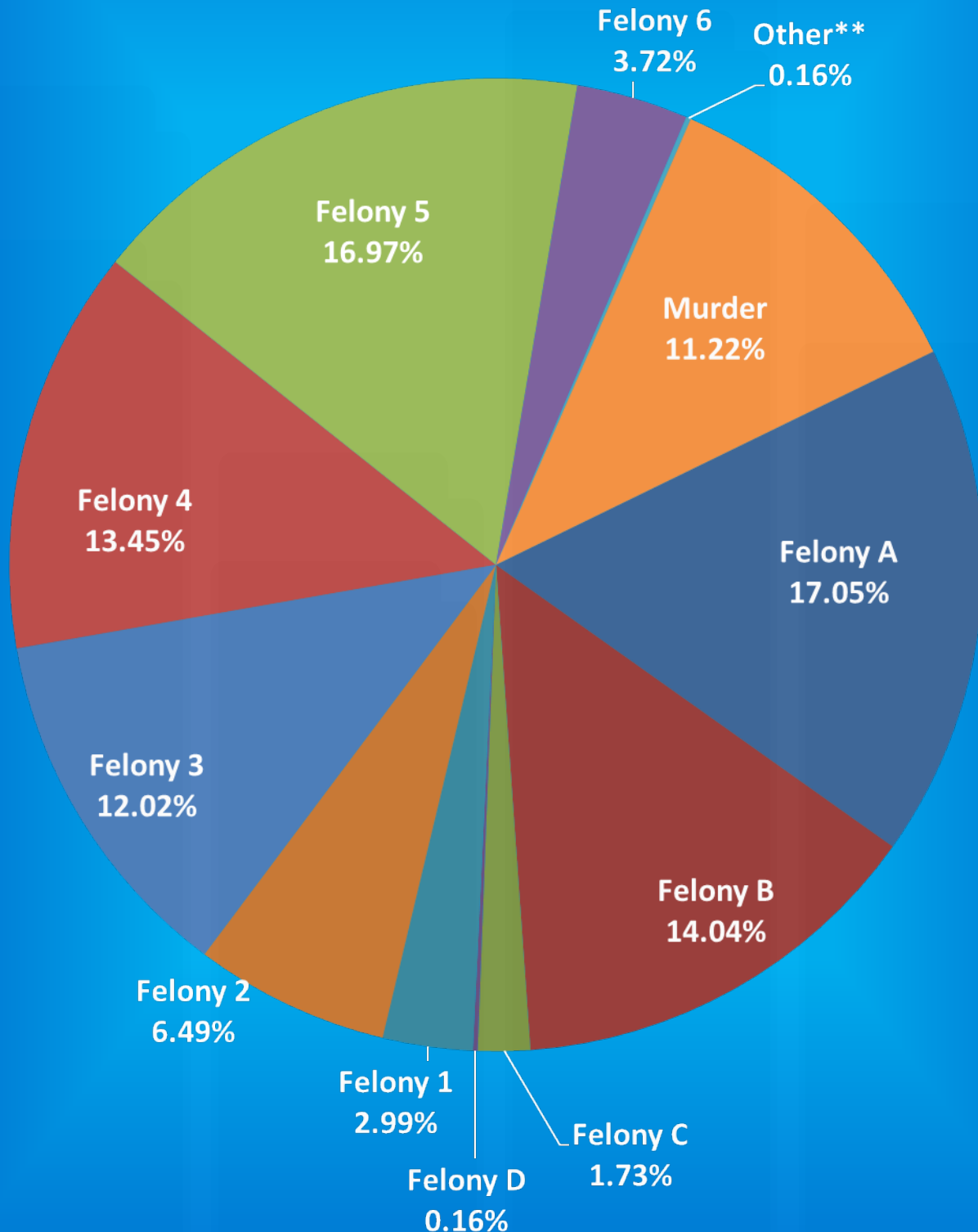
Indiana Department of Correction

Graph D

Male Population by Most Serious Offense Felony Level*

December 01, 2020

N = 22,579



• Includes Offenders Held in County Jails and Contracted Beds

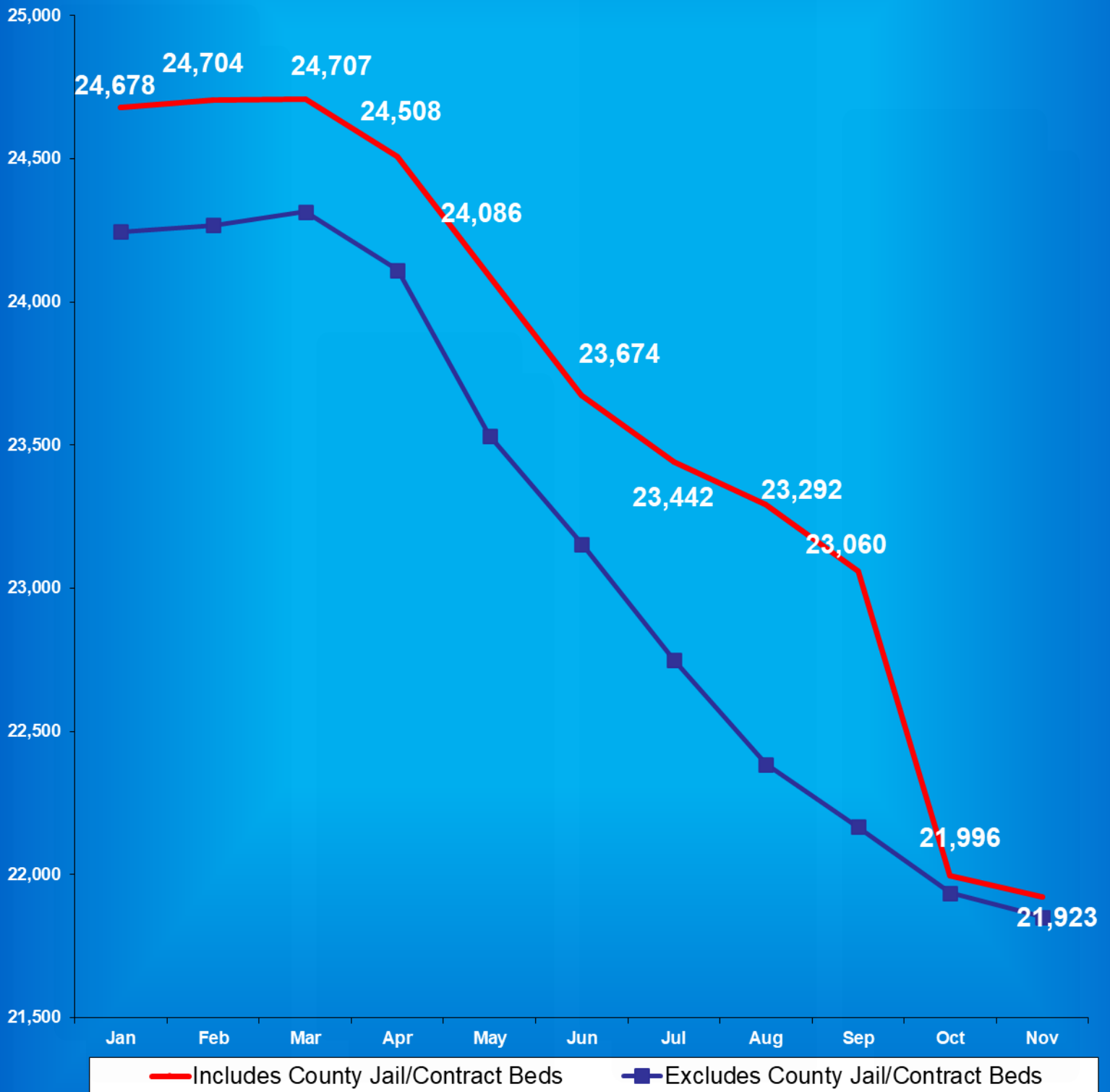
** Other includes Safekeepers, Predispositions, Habitual Offenders, Misdemeanants, and Unknowns

Indiana Department of Correction

Graph E

Average Daily Adult Male Offender Populations

Calendar Year 2020

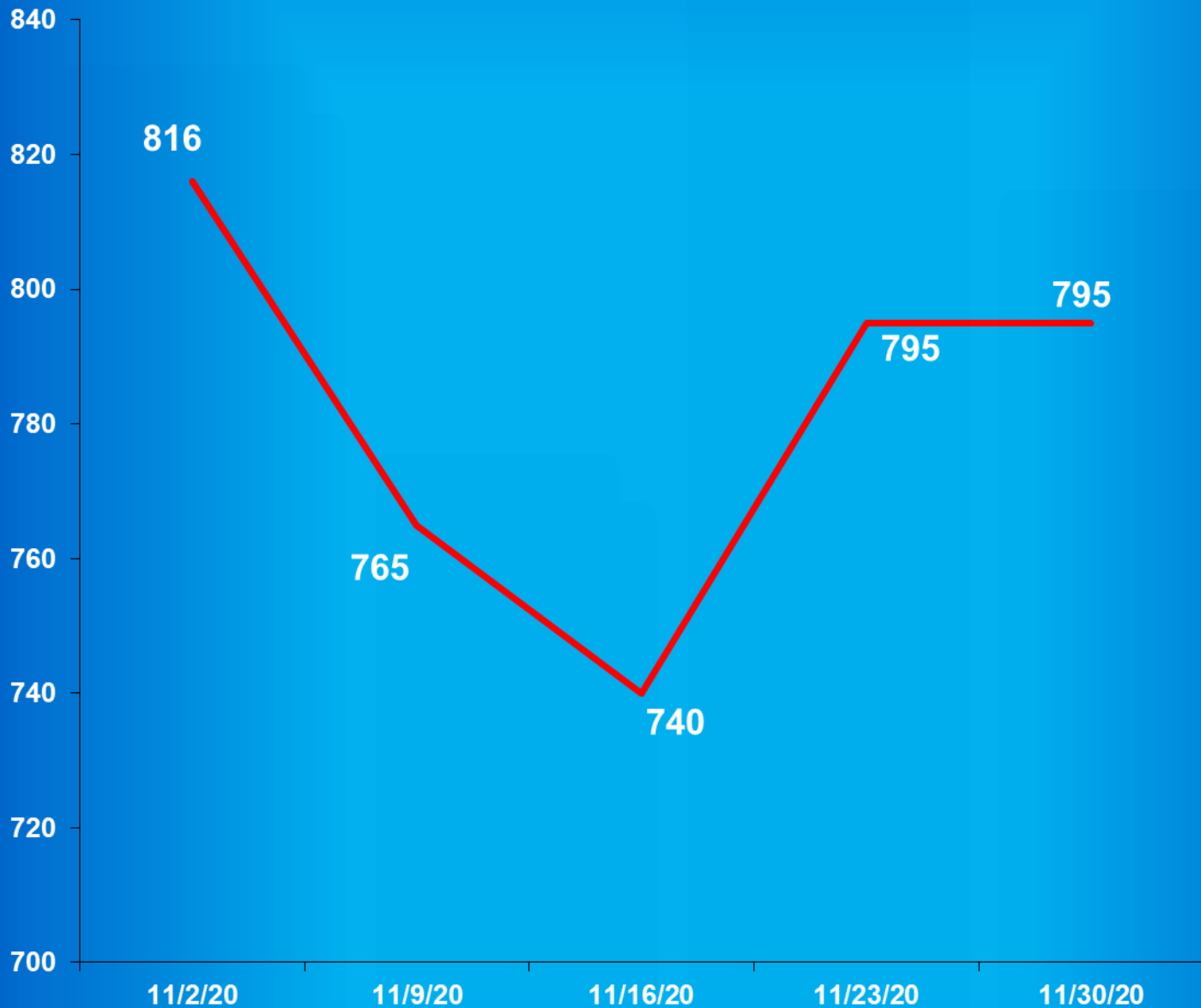


Indiana Department of Correction

Graph F

Adult Males Held in County Jails

November 2020



- Offenders held in county jails are newly sentenced offenders with completed court documents who are awaiting transfer to a DOC facility.

- Jail counts are a dynamic number that are affected by a variety of factors, including; sentencing trends, available DOC beds, and intake process completion.



Juvenile Offender Statistics



Indiana Department Of Correction
Table 13
Monthly Facility Admissions and Releases

Juvenile Offenders
November 2020

Admissions of All Juvenile Males

New Commitment	Re-Commitment	Parolee Return	Return From Escape	Diagnostics/Walk-Thrus
18	1	1	0	4

Releases of All Juvenile Males

Discharge	Parole	Escape	Diagnostics/Walk-Thrus
23	14	0	3

Admissions of All Juvenile Females

New Commitment	Re-Commitment	Parolee Return	Return From Escape	Diagnostics/Walk-Thrus
5	0	0	0	1

Releases of All Juvenile Females

Discharge	Parole	Escape	Diagnostics/Walk-Thrus
0	0	0	1

Sources:

SAS - mnthadm4_pgm_tbl13.pgm

SAS - mnthext4_pgm_tbl13.pgm

Indiana Department of Correction

Table 14

New Admissions by County of Commitment - Juveniles

November 2020

County	Admission Type			County	Admission Type		
	New Commits	Re Commits	Total		New Commits	Re Commits	Total
Adams	0	0	0	Madison	0	0	0
Allen	4	0	4	Marion	0	0	0
Bartholomew	0	0	0	Marshall	0	0	0
Benton	0	0	0	Martin	0	0	0
Blackford	0	0	0	Miami	0	0	0
Boone	0	0	0	Monroe	0	0	0
Brown	0	0	0	Montgomery	0	0	0
Carroll	0	0	0	Morgan	0	0	0
Cass	1	0	1	Newton	0	0	0
Clark	0	0	0	Noble	0	0	0
Clay	0	0	0	Ohio	0	0	0
Clinton	0	0	0	Orange	0	1	1
Crawford	0	0	0	Owen	0	0	0
Daviess	0	0	0	Parke	0	0	0
Dearborn	0	0	0	Perry	1	0	1
Decatur	0	0	0	Pike	0	0	0
DeKalb	0	0	0	Porter	0	0	0
Delaware	1	0	1	Posey	0	0	0
Dubois	0	0	0	Pulaski	0	0	0
Elkhart	3	0	3	Putnam	0	0	0
Fayette	0	0	0	Randolph	1	0	1
Floyd	0	0	0	Ripley	0	0	0
Fountain	0	0	0	Rush	0	0	0
Franklin	0	0	0	St. Joseph	2	0	2
Fulton	1	0	1	Scott	0	0	0
Gibson	1	0	1	Shelby	0	0	0
Grant	0	0	0	Spencer	0	0	0
Greene	0	0	0	Starke	0	0	0
Hamilton	0	0	0	Steuben	0	0	0
Hancock	1	0	1	Sullivan	0	0	0
Harrison	0	0	0	Switzerland	0	0	0
Hendricks	0	0	0	Tippecanoe	1	0	1
Henry	0	0	0	Tipton	0	0	0
Howard	0	0	0	Union	0	0	0
Huntington	0	0	0	Vanderburgh	0	0	0
Jackson	0	0	0	Vermillion	0	0	0
Jasper	0	0	0	Vigo	0	0	0
Jay	0	0	0	Wabash	0	0	0
Jefferson	0	0	0	Warren	0	0	0
Jennings	2	0	2	Warrick	0	0	0
Johnson	0	0	0	Washington	0	0	0
Knox	0	0	0	Wayne	2	0	2
Kosciusko	0	0	0	Wells	0	0	0
LaGrange	1	0	1	White	0	0	0
Lake	0	0	0	Whitley	0	0	0
LaPorte	0	0	0	Unknown	0	0	0
Lawrence	1	0	1	Totals	23	1	24

This data is based on most serious offense and excludes parole violations.

Source: Mnthadm4_pgm_tbl14.pgm

Indiana Department of Correction

Table 15

Monthly Releases by County of Commitment - Juveniles

November 2020

County	Release Type			County	Release Type		
	Discharge	Parole	Total		Discharge	Parole	Total
Adams	0	1	1	Madison	0	0	0
Allen	0	0	0	Marion	3	0	3
Bartholomew	0	0	0	Marshall	0	1	1
Benton	0	0	0	Martin	0	0	0
Blackford	0	0	0	Miami	0	1	1
Boone	0	0	0	Monroe	0	0	0
Brown	0	0	0	Montgomery	0	0	0
Carroll	0	0	0	Morgan	0	0	0
Cass	0	1	1	Newton	0	0	0
Clark	0	1	1	Noble	0	0	0
Clay	0	0	0	Ohio	0	0	0
Clinton	2	2	4	Orange	0	0	0
Crawford	0	0	0	Owen	0	0	0
Daviess	0	0	0	Parke	0	0	0
Dearborn	0	0	0	Perry	1	0	1
Decatur	0	0	0	Pike	0	0	0
DeKalb	0	0	0	Porter	0	1	1
Delaware	0	1	1	Posey	0	0	0
Dubois	0	0	0	Pulaski	0	0	0
Elkhart	1	0	1	Putnam	0	0	0
Fayette	0	0	0	Randolph	0	0	0
Floyd	0	0	0	Ripley	1	0	1
Fountain	0	0	0	Rush	0	0	0
Franklin	0	0	0	St. Joseph	7	0	7
Fulton	0	0	0	Scott	0	0	0
Gibson	0	0	0	Shelby	0	0	0
Grant	0	0	0	Spencer	0	0	0
Greene	0	1	1	Starke	1	0	1
Hamilton	0	1	1	Steuben	0	0	0
Hancock	0	0	0	Sullivan	0	0	0
Harrison	0	0	0	Switzerland	0	0	0
Hendricks	0	0	0	Tippecanoe	1	0	1
Henry	0	0	0	Tipton	0	0	0
Howard	0	0	0	Union	0	0	0
Huntington	2	0	2	Vanderburgh	0	2	2
Jackson	0	0	0	Vermillion	0	0	0
Jasper	0	0	0	Vigo	0	0	0
Jay	0	1	1	Wabash	0	0	0
Jefferson	0	0	0	Warren	0	0	0
Jennings	0	0	0	Warrick	0	0	0
Johnson	0	0	0	Washington	0	0	0
Knox	0	0	0	Wayne	0	0	0
Kosciusko	1	0	1	Wells	0	0	0
LaGrange	0	0	0	White	0	0	0
Lake	2	0	2	Whitley	0	0	0
LaPorte	1	0	1	Unknown	0	0	0
Lawrence	0	0	0	Totals	23	14	37

Some discharges may be releases to County Probation - data is unable to be separated.

Diagnostics and Escapes are excluded.

Source: Mnthext4_pgm_tbl15.pgm

Indiana Department of Correction
Table 16
Total Number of Committing Offenses for Juveniles
Committed to the Indiana Department of Correction
November 2020

OFFENSE (Citation Code)	NUMBER OF OFFENSES			
	This Month		This Calendar Year	
LEVEL I	Female	Male	Female	Male
Aggravated Battery (35-42-2-1.5)	0	1	0	3
Arson (35-43-1-1)	0	0	1	0
Battery (35-42-2-1)	1	1	8	13
Battery by Bodily Waste (35-42-2-6)	0	0	1	1
Burglary (35-43-2-1)	0	0	1	17
Carjacking (35-42-5-2)	0	0	0	0
Carrying Handgun w/o License (35-47-2-1)	0	2	0	5
Changing, Altering, Removing, Obliterating ID of Handgun (35-47-2-18)	0	0	0	0
Child Exploitation (35-42-4-4)	0	1	1	1
Child Molesting (35-42-4-3)	0	8	0	24
Child Seduction (35-42-4-7)	0	0	0	0
Child Selling (35-46-1-4)	0	0	0	0
Child Solicitation (35-42-4-6)	0	0	0	0
Child in Possession of Handgun (35-47-10-5)	0	1	0	3
Consumer Product Tampering (35-45-8-3)	0	0	0	0
Criminal Confinement (35-42-3-3)	0	0	0	0
Criminal Deviate Conduct (35-42-4-2)	0	0	0	0
Criminal Gang Intimidation (35-45-9-4)	0	0	0	0
Criminal Gang Recruitment	0	0	0	0
Criminal Recklessness (35-42-2-2)	0	2	0	8
Dangerous Possession of a Firearm (35-47-10-5)	0	3	1	30
Dealing in a Sawed-Off Shotgun (35-47-5-4.1)	0	0	0	0
Distribution of a Destructive Device (IC 35-47.5-5-5)	0	0	0	0
Domestic Battery (35-42-2-1.3)	0	0	2	4
Driving While Intoxicated Resulting in Death (9-30-5-5)	0	0	0	0
False Application for Handgun (35-47-2-8)	0	0	0	0
False, Altering Handgun License (35-47-2-22)	0	0	0	0
Feticide (35-42-1-6)	0	0	0	0
Handgun, False ID (35-47-2-17)	0	0	0	0
Incest (35-46-1-3)	0	0	0	0
Interference with Custody (35-42-3-4)	0	0	0	0
Intimidation (35-45-2-1)	0	0	0	0
Involuntary Manslaughter (35-42-1-4)	0	0	0	1
Kidnapping (35-42-3-2)	0	0	1	1
Murder (35-42-1-1)	0	0	2	2
Neglect of a Dependent (35-46-1-4)	0	0	0	0
Operation of a Machine Gun/Hurling a Bomb (35-47-5-9)	0	0	0	0
Overpass Mischief (35-42-2-5)	0	0	0	0
Pointing a Firearm (35-47-4-3)	0	1	0	3
Possession of Firearm on School Property (35-47-9-2)	0	0	0	0
Possession of a Machine Gun or Bomb (35-47-5-9)	0	0	0	0
Rape (35-42-4-1)	0	0	0	0
Reckless Homicide (35-42-1-5)	0	0	0	1
Resisting Law Enforcement (35-44-3-3)	0	0	0	0
Robbery (35-42-5-1)	0	1	0	30
Sell, Manufacture, Possess, Purchase Explosive (35-47-5-1)	0	0	0	0
Sell, Transfer, HIV Blood (35-42-1-7)	0	0	0	0
Selling, Transferring, Giving Handgun to Under 18 (35-47-2-7)	0	0	0	0
Sexual Battery (35-42-4-8)	0	1	0	4
Sexual Misconduct (35-44-1-5)	0	0	0	0

LEVEL I (cont'd)

NUMBER OF OFFENSES

	This Month		This Calendar Year	
	Female	Male	Female	Male
Sexual Misconduct with a Minor (35-42-4-9)	0	0	0	0
Stalking (35-45-10-5)	0	0	0	0
Strangulation (35-42-2-9)	0	0	0	0
Unlawful Delivery of Confiscated Firearm (35-47-3-4)	0	0	0	0
Unlawful Use of Body Armor (35-47-5-13)	0	0	0	0
Unlawful Use of Stun Gun (35-47-8-5)	0	0	0	0
Vicarious Sexual Gratification (35-42-4-5)	0	0	0	0
Voluntary Manslaughter (35-42-1-3)	0	0	0	0
Sub-Total	1	22	18	151

LEVEL II

Assisting a Criminal (35-44-3-2)	0	0	0	0
Chinese Throwing Star (35-47-5-12)	0	0	0	0
Criminal Gang Activity (35-45-9-3)	0	0	0	0
Criminal Recklessness (35-42-2-2)	0	0	0	0
Dealing Anabolic Steroid (16-42-19-27)	0	0	0	0
Dealing Methamphetamine (35-48-4-1.1)	0	0	0	0
Dealing in Cocaine or Narcotic Drug (35-48-4-1)	0	0	0	0
Dealing in Marijuana, Hash Oil, or Hashish (35-48-4-10)	0	0	0	0
Dealing in a Schedule I, II, or III Controlled Substance (35-48-4-2)	0	0	0	0
Dealing in a Schedule IV Controlled Substance (35-48-4-3)	0	1	0	1
Dealing in a Schedule V Controlled Substance (35-48-4-4)	0	0	0	0
Dealing in a Substance Represented to be a Controlled Substance (35-48-4-4.5)	0	0	0	0
Delivery of Weapon to Intoxicated Person (35-47-4-1)	0	0	0	0
Disarming Law Enforcement Officer (35-44.1-3-2)	0	0	0	0
Escape/Failure to Return to Lawful Detention (35-44-3-5)	0	0	2	10
Inmate w/ Deadly Weapon (35-44.1-3-7)	0	0	0	0
Interference with Custody (35-42-3-4)	0	0	0	0
Intimidation (35-45-2-1)	0	1	0	16
Knife with Automatic Blade (35-47-5-2)	0	0	0	0
Loan Sharking (35-45-7-2)	0	0	0	0
Maintaining a Common Nuisance (35-48-4-13)	0	0	0	0
Making loan secured by mortgage, deposit or pledge of handgun (35-47-4-2)	0	0	0	0
Manufacture, Distribution, Possession of a Substance Represented to be a Controlled Substance (35-48-4-4)	0	0	0	0
Neglect of a Dependent (35-46-1-4)	0	0	0	0
Poss Precursors w/ Intent to Manufacture Etc. (35-48-4-14.5)	0	0	0	0
Possession of a Controlled Substance (35-48-4-7)	0	0	0	0
Possession of a Knife on School Property (35-47-5-2.5)	0	0	0	0
Promoting Prostitution (35-45-4-4)	0	0	0	0
Purchase, Possession or Sale of Stun Gun (35-47-8-5)	0	0	0	0
Resisting Law Enforcement (35-44-3-3)	0	0	0	10
Rioting with a Deadly Weapon (35-45-1-2)	0	0	0	0
Sale, Possession, Use of Legend Drug (16-42-19-27)	0	0	0	0
Sexual Misconduct with a Minor (35-42-4-9)	0	0	0	0
Stalking (35-45-10-5)	0	0	0	0
Trafficking with an Inmate (35-44-3-9)	0	0	0	0
Use of Stun Gun in Commission of a Crime (35-47-8-5)	0	0	0	0
Sub-Total	0	2	2	37

LEVEL III

Accident /Failure to Stop (9-26-1-8)	0	0	0	0
Accident, Property Damage with Injury (9-26-1-8)	0	0	0	0
Altering or Damaging Computer (35-43-1-4)	0	0	0	0
Auto Theft, Receiving Stolen Parts (35-43-4-2.5)	0	1	0	16
Battery (35-42-2-1)	3	0	14	18
Battery by Bodily Waste (35-42-2-6)	0	1	0	1
Bestiality	0	0	0	0
Bribery (35-44-1-1)	0	0	0	0

LEVEL III (cont'd)	NUMBER OF OFFENSES			
	This Month		This Calendar Year	
	Female	Male	Female	Male
Burglary (35-43-2-1)	0	0	0	0
Check Deception (35-43-5-5)	0	0	0	0
Check Fraud (35-43-5-12)	0	0	0	0
Child Exploitation (35-42-4-4)	0	0	0	0
Controlled Substance Registration (35-48-4-14)	0	0	0	0
Conversion (35-43-4-3)	0	1	0	2
Criminal Mischief (35-43-1-2)	0	1	2	18
Criminal Recklessness (35-42-2-2)	0	0	0	0
Criminal Trespass (35-43-2-2)	0	0	1	5
Dealing in Altered Property (35-43-4-2.3)	0	0	0	0
Dealing in Marijuana, Hash Oil, or Hashish (35-48-4-10)	0	0	0	2
Dealing in Paraphernalia (35-48-4-8.5)	0	0	0	0
Dealing in a Schedule IV Controlled Substance (35-48-4-3)	0	0	0	0
Distribution of Material Harmful to Minor (35-49-3-3)	0	0	0	0
Escape/Failure to Return to Lawful Detention (35-44-3-5)	0	0	7	21
Failure to Appear (35-44-3-6)	0	0	0	0
False Reporting (35-44-2-2)	0	0	0	0
Forgery (35-43-5-2)	0	0	0	0
Fraud (35-43-5-4)	0	1	1	4
Fraud on Financial Institution (35-45-5-8)	0	0	0	0
Home Improvement Fraud (35-43-6-13)	0	0	0	0
Invasion of Privacy (35-46-1-15.1)	0	1	0	1
Identity Deception (35-43-5-3.5)	0	0	0	0
Interference with Custody (35-42-3-4)	0	0	0	0
Interference with Reporting Crime (35-42-2-5)	0	0	0	0
Invasion of Privacy (35-46-1-15.1)	0	0	0	3
Kill Domestic Animal	0	0	0	0
Manufacture of Paraphernalia (35-48-4-8.1)	0	0	0	0
Nonsupport of Child (35-46-1-5)	0	0	0	0
Nonsupport of Spouse (35-46-1-6)	0	0	0	0
Obscene Performance (35-49-3-1)	0	0	0	0
Obstructing Fireman (35-44-3-8)	0	0	0	0
Obstructing Traffic (35-42-2-4)	0	0	0	0
Obstruction of Justice (35-44-3-4)	0	0	0	0
Operating Vehicle After Lifetime Forfeiture (9-30-10-17)	0	0	0	0
Operating Vehicle While Intoxicated (9-30-5-4)	0	0	0	0
Operating Vehicle While Intoxicated with Prior (9-30-5-3)	0	0	0	0
Patronizing a Prostitute (35-45-4-3)	0	0	0	0
Perjury (35-44-2-1)	0	0	0	0
Possession of Cocaine or Narcotic Drug (35-48-4-6)	0	1	0	4
Possession of Marijuana, Hash Oil, or Hashish (35-48-4-11)	0	0	0	0
Possession of Methamphetamines (35-48-4-6.1)	0	0	0	1
Possession of Paraphernalia (35-48-4-8.3)	0	0	0	0
Possession of a Controlled Substance (35-48-4-7)	0	1	0	1
Possession of a Syringe (16-42-19-18)	0	0	1	0
Possession/Use of Legend Drug (16-42-19-13)	0	0	0	3
Professional Gambling (35-45-5-3)	0	0	0	0
Profiting from Adoption (35-46-1-9)	0	0	0	0
Promoting Professional Gambling (35-45-5-4)	0	0	0	0
Promoting Prostitution (35-45-4-4)	0	0	0	0
Prostitution (35-45-4-2)	0	0	0	0
Public Indecency (35-45-4-1)	0	0	0	0
Public Nudity (35-45-4-1.5)	0	0	0	0
Railroad Mischief (35-42-2-5.5)	0	0	0	0
Receiving Stolen Auto Parts (35-43-4-2.5)	0	0	0	0
Receiving Stolen Property (35-43-4-2)	0	0	0	0
Residential Entry (35-43-2-1.5)	0	0	1	2
Resisting Law Enforcement (35-44-3-3)	0	3	3	22
Rioting (35-45-1-2)	0	0	0	0

LEVEL III (cont'd)	NUMBER OF OFFENSES			
	This Month		This Calendar Year	
	Female	Male	Female	Male
Sale, Possession, Use of Legend Drug (16-42-19-27)	0	0	0	1
Selling, Distributing, Exhibiting Obscene Material (35-49-3-1)	0	0	0	0
Stalking (35-45-10-5)	0	0	0	0
Synthetic Drug (35-48-4-11.5)	0	0	0	0
Theft (35-43-4-2)	1	3	6	34
Torture or Mutilation of Animal (35-46-3-12)	0	0	0	0
Trafficking with an Inmate (35-44-3-9)	0	0	0	0
Unauthorized Possession of Prescription Form (35-48-4-14)	0	0	0	0
Unlawful Entry of Motor Vehicle (35-43-4-2.7)	0	0	0	0
Voyeurism (35-45-4-5)	0	0	0	1
Welfare Fraud (35-43-5-7)	0	0	0	0
Sub-Total	4	14	36	160

LEVEL IV

Absence From Home Detention (35-38-2.5-10)	0	0	0	0
Accident/Failure to Stop (9-26-1-8)	0	0	0	1
Alcohol Violation (31-37-2-6)	0	0	0	0
Animal Cruelty (35-46-3-12)	0	0	0	0
Assisting a Criminal (35-44-3-2)	0	0	0	0
Beats Vertebrate Animal (35-46-3-12)	0	0	0	0
Check Deception (35-43-5-5)	0	0	0	0
Common Nuisance (35-48-4-13)	0	0	1	0
Computer Trespassing (35-43-2-3)	0	0	0	0
Counterfeiting Auto Registration (9-18-2-42)	0	0	0	0
Counterfeiting a Driver's License (9-24-18-7)	0	0	0	0
Curfew Violation (31-37-2-5)	0	0	1	1
Deception (35-43-5-3)	0	0	0	0
Deer Outside Hours (14-22-6-1)	0	0	0	0
Deer w/ Illegal Device (14-22-6-1)	0	0	0	0
Disorderly Conduct (35-45-1-3)	0	0	4	14
Dissemination of Material Harmful to Minor (35-49-3-3)	0	0	0	0
Driving While Intoxicated (9-11-2-3)	0	0	0	3
Driving with Suspended License (9-24-19-2)	0	0	0	0
Exploitation of Dependent/Endangered Adult (35-46-1-12)	0	0	0	0
Failure to Appear (35-44-3-6)	0	0	0	0
Failure to Disclose Recruitment (35-46-4-4)	0	0	0	0
Failure to Respond to Summons (35-44-3-6.5)	0	0	0	0
False Auto Registration (9-18-2-44)	0	0	0	0
False Identity Statement (35-44-2-6)	0	0	0	0
False Informing (35-44-2-2)	1	1	2	3
Flag Desecration (35-45-1-4)	0	0	0	0
Glue Sniffing (35-46-6-2)	0	0	0	0
Habitual Disobedience of Parent, Guardian, or Custodian (Incorrigible) (31-37-2-4)	0	0	0	5
Harassment (35-45-2-2)	0	2	0	2
Home Improvement Fraud (35-43-6-12)	0	0	0	0
Illegal Consumption of Alcohol (7.1-5-7-7)	0	0	0	4
Illegal Possession of Alcohol (7.1-5-7-7)	0	0	0	0
Impairment of ID Number (35-43-7-4)	0	0	0	0
Interference with Custody (35-42-3-4)	0	0	0	0
Interfering with Law Enforcement Animal (35-46-3-11)	0	0	0	0
Invasion of Privacy (35-46-1-15.1)	0	0	0	0
Leaving Home w/o Permission of Parent, Guardian or Custodian (Runaway) (31-37-2-2)	0	0	2	7
Leaving Scene of Accident (9-26-1-1.1)	0	0	0	1
Maintaining a Common Nuisance (35-48-4-13)	0	0	0	0
Nitrous Oxide Distribution (35-46-6-3)	0	0	0	0
Obscene Performance (35-49-3-1)	0	0	0	0
Obstructing Medical Emergency (35-44-3-8.5)	0	0	0	0
Obstructing Traffic (35-42-2-4)	0	0	0	0
Official Misconduct (35-44.1-1-1)	0	0	0	0

LEVEL IV (cont'd)	NUMBER OF OFFENSES			
	This Month		This Calendar Year	
	Female	Male	Female	Male
Operating Vehicle While Intoxicated (9-30-5-2)	0	0	0	2
Operating Vehicle While Intoxicated/Cntrl'd Sub (9-30-5-1)	0	0	0	0
Operating Vehicle w/o License (9-24-18-1)	0	0	1	4
Operating Vehicle w/o Proof of Financial (9-25-8-2)	0	0	0	1
Operating Vehicle w/o Registration/Plates (9-18-2-43)	0	0	0	0
Possession of Device/Interfere Test (35-43-5-18)	0	0	0	0
Possession of Marijuana, Hash Oil, or Hashish (35-48-4-11)	0	3	2	15
Possession of Paraphernalia (35-48-4-8.3)	0	2	0	9
Possession of Substance Represented to be a Controlled Substance (35-48-4-4.6)	0	0	0	0
Possession, Purchase, Accepting Tobacco (35-46-1-10.5)	0	0	0	0
Probation Violation	0	8	0	119
Public Intoxication (7.1-5-1-3)	0	0	0	2
Receiving Unidentified Property (35-43-7-5)	0	0	0	0
Reckless Driving (9-21-8-52)	0	0	0	1
Refusal to Aid Officer (35-44-3-7)	0	0	0	0
Refusal to Identify Self (34-28-5-3.5)	0	0	1	0
Selling, Distributing, Exhibiting Obscene Material (35-49-3-1)	0	0	0	0
Synthetic Drug (35-48-4-11.5)	0	0	0	0
Taking Deer/Turkey (14-22-6-1)	0	0	0	0
Tattooing a Minor (35-42-2-7)	0	0	0	0
Torture, Kill, Mutilate an Animal (35-46-3-12)	0	0	0	0
Unauthorized Possession of Prescription (35-48-4-14)	0	0	0	0
Unlawful Entry of Motor Vehicle (35-43-4-2.7)	0	1	1	3
Unlawful Gambling (35-45-5-2)	0	0	0	0
Unlawful Use of Railroad Right of Way (8-3-15-3)	0	0	0	0
Vending Machine Vandalism (35-43-4-7)	0	0	0	0
Violation Home Detention	0	0	0	0
Violation Suspended Commitment to DOC	0	0	4	0
Violation of Compulsory School Attendance Law (Truancy) (31-37-2-3)	0	0	0	3
Voyeurism (35-45-4-5)	0	0	0	1
Welfare Fraud (35-45-5-7)	0	0	0	0
Sub-Total	1	17	19	201
GRAND TOTAL NUMBER OF OFFENSES	6	55	75	549

Source: SAS - mnthadm4_by_offense.pgm

Indiana Department of Correction
Table 17
Number of Juvenile Offenders by Most Serious Offense
Committed to the Indiana Department of Correction

November 2020

MOST SERIOUS OFFENSE (Citation Code)	NUMBER OF JUVENILES			
	This Month		This Calendar Year	
LEVEL I	Female	Male	Female	Male
Aggravated Battery (35-42-2-1.5)	0	1	0	3
Arson (35-43-1-1)	0	0	0	0
Battery (35-42-2-1)	1	1	6	10
Battery by Bodily Waste (35-42-2-6)	0	0	1	1
Burglary (35-43-2-1)	0	0	1	15
Carjacking (35-42-5-2)	0	0	0	0
Carrying Handgun w/o License (35-47-2-1)	0	0	0	2
Changing, Altering, Removing, Obliterating ID of Handgun (35-47-2-18)	0	0	0	0
Child Exploitation (35-42-4-4)	0	1	1	1
Child Molesting (35-42-4-3)	0	6	0	22
Child Seduction (35-42-4-7)	0	0	0	0
Child Selling (35-46-1-4)	0	0	0	0
Child Solicitation (35-42-4-6)	0	0	0	0
Child in Possession of Handgun (35-47-10-5)	0	0	0	1
Consumer Product Tampering (35-45-8-3)	0	0	0	0
Criminal Confinement (35-42-3-3)	0	0	0	0
Criminal Deviate Conduct (35-42-4-2)	0	0	0	0
Criminal Gang Intimidation (35-45-9-4)	0	0	0	0
Criminal Gang Recruitment	0	0	0	0
Criminal Recklessness (35-42-2-2)	0	1	0	4
Dangerous Possession of a Firearm (35-47-10-5)	0	1	1	17
Dealing in a Sawed-Off Shotgun (35-47-5-4.1)	0	0	0	0
Distribution of a Destructive Device (IC 35-47.5-5-5)	0	0	0	0
Domestic Battery (35-42-2-1.3)	0	0	2	4
Driving While Intoxicated Resulting in Death (9-30-5-5)	0	0	0	0
False Application for Handgun (35-47-2-8)	0	0	0	0
False, Altering Handgun License (35-47-2-22)	0	0	0	0
Feticide (35-42-1-6)	0	0	0	0
Handgun, False ID (35-47-2-17)	0	0	0	0
Incest (35-46-1-3)	0	0	0	0
Interference with Custody (35-42-3-4)	0	0	0	0
Intimidation (35-45-2-1)	0	0	0	0
Involuntary Manslaughter (35-42-1-4)	0	0	0	1
Kidnapping (35-42-3-2)	0	0	1	1
Murder (35-42-1-1)	0	0	1	2
Neglect of a Dependent (35-46-1-4)	0	0	0	0
Operation of a Machine Gun/Hurling a Bomb (35-47-5-9)	0	0	0	0
Overpass Mischief (35-42-2-5)	0	0	0	0
Pointing a Firearm (35-47-4-3)	0	0	0	1
Possession of Firearm on School Property (35-47-9-2)	0	0	0	0
Possession of a Machine Gun or Bomb (35-47-5-9)	0	0	0	0
Rape (35-42-4-1)	0	0	0	0
Reckless Homicide (35-42-1-5)	0	0	0	1
Resisting Law Enforcement (35-44-3-3)	0	0	0	0
Robbery (35-42-5-1)	0	1	0	26
Sell, Manufacture, Possess, Purchase Explosive (35-47-5-1)	0	0	0	0
Sell, Transfer, HIV Blood (35-42-1-7)	0	0	0	0
Selling, Transferring, Giving Handgun to Under 18 (35-47-2-7)	0	0	0	0
Sexual Battery (35-42-4-8)	0	1	0	4
Sexual Misconduct (35-44-1-5)	0	0	0	0

LEVEL I (cont'd)	NUMBER OF JUVENILES			
	This Month		This Calendar Year	
	Female	Male	Female	Male
Sexual Misconduct with a Minor (35-42-4-9)	0	0	0	0
Stalking (35-45-10-5)	0	0	0	0
Strangulation (35-42-2-9)	0	0	0	0
Unlawful Delivery of Confiscated Firearm (35-47-3-4)	0	0	0	0
Unlawful Use of Body Armor (35-47-5-13)	0	0	0	0
Unlawful Use of Stun Gun (35-47-8-5)	0	0	0	0
Vicarious Sexual Gratification (35-42-4-5)	0	0	0	0
Voluntary Manslaughter (35-42-1-3)	0	0	0	0
Sub-Total	1	13	14	116

LEVEL II

Assisting a Criminal (35-44-3-2)	0	0	0	0
Chinese Throwing Star (35-47-5-12)	0	0	0	0
Criminal Gang Activity (35-45-9-3)	0	0	0	0
Criminal Recklessness (35-42-2-2)	0	0	0	0
Dealing Anabolic Steroid (16-42-19-27)	0	0	0	0
Dealing Methamphetamine (35-48-4-1.1)	0	0	0	0
Dealing in Cocaine or Narcotic Drug (35-48-4-1)	0	0	0	0
Dealing in Marijuana, Hash Oil, or Hashish (35-48-4-10)	0	0	0	0
Dealing in a Schedule I, II, or III Controlled Substance (35-48-4-2)	0	0	0	0
Dealing in a Schedule IV Controlled Substance (35-48-4-3)	0	1	0	1
Dealing in a Schedule V Controlled Substance (35-48-4-4)	0	0	0	0
Dealing in a Substance Represented to be a Controlled Substance (35-48-4-4.5)	0	0	0	0
Delivery of Weapon to Intoxicated Person (35-47-4-1)	0	0	0	0
Disarming Law Enforcement Officer (35-44.1-3-2)	0	0	0	0
Escape/Failure to Return to Lawful Detention (35-44-3-5)	0	0	1	5
Inmate w/ Deadly Weapon (35-44.1-3-7)	0	0	0	0
Interference with Custody (35-42-3-4)	0	0	0	0
Intimidation (35-45-2-1)	0	1	0	13
Knife with Automatic Blade (35-47-5-2)	0	0	0	0
Loan Sharking (35-45-7-2)	0	0	0	0
Maintaining a Common Nuisance (35-48-4-13)	0	0	0	0
Making loan secured by mortgage, deposit or pledge of handgun (35-47-4-2)	0	0	0	0
Manufacture, Distribution, Possession of a Substance Represented to be a Controlled Substance (35-48-4-4.5)	0	0	0	0
Neglect of a Dependent (35-46-1-4)	0	0	0	0
Poss precursors w/intent to manufacture etc. (35-48-4-14.5)	0	0	0	0
Possession of a Controlled Substance (35-48-4-7)	0	0	0	0
Possession of a Knife on School Property (35-47-5-2.5)	0	0	0	0
Promoting Prostitution (35-45-4-4)	0	0	0	0
Purchase, Possession or Sale of Stun Gun (35-47-8-5)	0	0	0	0
Resisting Law Enforcement (35-44-3-3)	0	0	0	9
Rioting with a Deadly Weapon (35-45-1-2)	0	0	0	0
Sale, Possession, Use of Legend Drug (16-42-19-27)	0	0	0	0
Sexual Misconduct with a Minor (35-42-4-9)	0	0	0	0
Stalking (35-45-10-5)	0	0	0	0
Trafficking with an Inmate (35-44-3-9)	0	0	0	0
Use of Stun Gun in Commission of a Crime (35-47-8-5)	0	0	0	0
Sub-Total	0	2	1	28

LEVEL III

Accident /Failure to Stop (9-26-1-8)	0	0	0	0
Accident, Property Damage with Injury (9-26-1-8)	0	0	0	0
Altering or Damaging Computer (35-43-1-4)	0	0	0	0
Auto Theft, Receiving Stolen Parts (35-43-4-2.5)	0	0	0	6
Battery (35-42-2-1)	2	0	7	7
Bestiality	0	0	0	0
Bribery (35-44-1-1)	0	0	0	0
Burglary (35-43-2-1)	0	0	0	0
Check Deception (35-43-5-5)	0	0	0	0

LEVEL III (cont'd)	NUMBER OF JUVENILES			
	This Month		This Calendar Year	
	Female	Male	Female	Male
Check Fraud (35-43-5-12)	0	0	0	0
Child Exploitation (35-42-4-4)	0	0	0	0
Controlled Substance Registration (35-48-4-14)	0	0	0	0
Conversion (35-43-4-3)	0	1	0	1
Criminal Mischief (35-43-1-2)	0	0	2	4
Criminal Recklessness (35-42-2-2)	0	0	0	0
Criminal Trespass (35-43-2-2)	0	0	0	1
Dealing in Altered Property (35-43-4-2.3)	0	0	0	0
Dealing in Marijuana, Hash Oil, or Hashish (35-48-4-10)	0	0	0	1
Dealing in Paraphernalia (35-48-4-8.5)	0	0	0	0
Distribution of Material Harmful to Minor (35-49-3-3)	0	0	0	0
Escape/Failure to Return to Lawful Detention (35-44-3-5)	0	0	4	6
Failure to Appear (35-44-3-6)	0	0	0	0
False Reporting (35-44-2-2)	0	0	0	0
Forgery (35-43-5-2)	0	0	0	0
Fraud (35-43-5-4)	0	1	0	3
Fraud on Financial Institution (35-45-5-8)	0	0	0	0
Home Improvement Fraud (35-43-6-13)	0	0	0	0
Invasion of Privacy (35-46-1-15.1)	0	1	0	1
Identity Deception (35-43-5-3.5)	0	0	0	0
Interference with Custody (35-42-3-4)	0	0	0	0
Interference with Reporting Crime (35-42-2-5)	0	0	0	0
Invasion of Privacy (35-46-1-15.1)	0	0	0	0
Kill Domestic Animal	0	0	0	0
Manufacture of Paraphernalia (35-48-4-8.1)	0	0	0	0
Nonsupport of Child (35-46-1-5)	0	0	0	0
Nonsupport of Spouse (35-46-1-6)	0	0	0	0
Obscene Performance (35-49-3-1)	0	0	0	0
Obstructing Fireman (35-44-3-8)	0	0	0	0
Obstructing Traffic (35-42-2-4)	0	0	0	0
Obstruction of Justice (35-44-3-4)	0	0	0	0
Operating Vehicle After Lifetime Forfeiture (9-30-10-17)	0	0	0	0
Operating Vehicle While Intoxicated (9-30-5-4)	0	0	0	0
Operating Vehicle While Intoxicated with Prior (9-30-5-3)	0	0	0	0
Patronizing a Prostitute (35-45-4-3)	0	0	0	0
Perjury (35-44-2-1)	0	0	0	0
Possession of Cocaine or Narcotic Drug (35-48-4-6)	0	0	0	2
Possession of Marijuana, Hash Oil, or Hashish (35-48-4-11)	0	0	0	0
Possession of Methamphetamines (35-48-4-6.1)	0	0	0	0
Possession of Paraphernalia (35-48-4-8.3)	0	0	0	0
Possession of a Controlled Substance (35-48-4-7)	0	0	0	0
Possession of a Syringe (16-42-19-18)	0	0	1	0
Possession/Use of Legend Drug (16-42-19-13)	0	0	0	3
Professional Gambling (35-45-5-3)	0	0	0	0
Profiting from Adoption (35-46-1-9)	0	0	0	0
Promoting Professional Gambling (35-45-5-4)	0	0	0	0
Promoting Prostitution (35-45-4-4)	0	0	0	0
Prostitution (35-45-4-2)	0	0	0	0
Public Indecency (35-45-4-1)	0	0	0	0
Public Nudity (35-45-4-1.5)	0	0	0	0
Railroad Mischief (35-42-2-5.5)	0	0	0	0
Receiving Stolen Property (35-43-4-2)	0	0	0	0
Residential Entry (35-43-2-1.5)	0	0	1	1
Resisting Law Enforcement (35-44-3-3)	0	0	3	4
Rioting (35-45-1-2)	0	0	0	0
Sale, Possession, Use of Legend Drug (16-42-19-27)	0	0	0	1
Selling, Distributing, Exhibiting Obscene Material (35-49-3-1)	0	0	0	0
Stalking (35-45-10-5)	0	0	0	0

NUMBER OF JUVENILES

LEVEL III (Cont.)	This Month		This Calendar Year	
	Female	Male	Female	Male
Synthetic Drug (35-48-4-11.5)	0	0	0	0
Theft (35-43-4-2)	1	1	4	18
Torture or Mutilation of Animal (35-46-3-12)	0	0	0	0
Trafficking with an Inmate (35-44-3-9)	0	0	0	0
Unauthorized Possession of Prescription Form (35-48-4-14)	0	0	0	0
Unlawful Entry of Motor Vehicle (35-43-4-2.7)	0	0	0	0
Voyeurism (35-45-4-5)	0	0	0	0
Welfare Fraud (35-43-5-7)	0	0	0	0
Sub-Total	3	4	22	59

LEVEL IV

Absence From Home Detention (35-38-2.5-10)	0	0	0	0
Accident/Failure to Stop (9-26-1-8)	0	0	0	1
Assisting a Criminal (35-44-3-2)	0	0	0	0
Beats Vertebrate Animal (35-46-3-12)	0	0	0	0
Check Deception (35-43-5-5)	0	0	0	0
Common Nuisance (35-48-4-13)	0	0	0	0
Computer Trespassing (35-43-2-3)	0	0	0	0
Counterfeiting Auto Registration (9-18-2-42)	0	0	0	0
Counterfeiting a Driver's License (9-24-18-7)	0	0	0	0
Curfew Violation (31-37-2-5)	0	0	0	0
Deception (35-43-5-3)	0	0	0	0
Disorderly Conduct (35-45-1-3)	0	0	1	1
Dissemination of Material Harmful to Minor (35-49-3-3)	0	0	0	0
Driving with Suspended License (9-24-19-2)	0	0	0	0
Exploitation of Dependent/Endangered Adult (35-46-1-12)	0	0	0	0
Failure to Appear (35-44-3-6)	0	0	0	0
Failure to Disclose Recruitment (35-46-4-4)	0	0	0	0
Failure to Respond to Summons (35-44-3-6.5)	0	0	0	0
False Auto Registration (9-18-2-44)	0	0	0	0
False Identity Statement (35-44-2-6)	0	0	0	0
False Informing (35-44-2-2)	1	0	1	0
Flag Desecration (35-45-1-4)	0	0	0	0
Glue Sniffing (35-46-6-2)	0	0	0	0
Habitual Disobedience of Parent, Guardian, or Custodian (Incorrigible) (31-37-2-4)	0	0	0	0
Harassment (35-45-2-2)	0	0	0	0
Home Improvement Fraud (35-43-6-12)	0	0	0	0
Illegal Consumption of Alcohol (7.1-5-7-7)	0	0	0	0
Illegal Possession of Alcohol (7.1-5-7-7)	0	0	0	0
Impairment of ID Number (35-43-7-4)	0	0	0	0
Interference with Custody (35-42-3-4)	0	0	0	0
Interfering with Law Enforcement Animal (35-46-3-11)	0	0	0	0
Invasion of Privacy (35-46-1-15.1)	0	0	0	0
Leaving Home w/o Permission of Parent, Guardian or Custodian (Runaway) (31-37-2-2)	0	0	0	0
Nitrous Oxide Distribution (35-46-6-3)	0	0	0	0
Obscene Performance (35-49-3-1)	0	0	0	0
Obstructing Medical Emergency (35-44-3-8.5)	0	0	0	0
Obstructing Traffic (35-42-2-4)	0	0	0	0
Operating Vehicle While Intoxicated (9-30-5-2)	0	0	0	2
Operating Vehicle While Intoxicated/Cntrld Sub (9-30-5-1)	0	0	0	0
Operating Vehicle w/o License (9-24-18-1)	0	0	0	1
Operating Vehicle w/o Proof of Financial (9-25-8-2)	0	0	0	0
Operating Vehicle w/o Registration/Plates (9-18-2-43)	0	0	0	0
Possession of Marijuana, Hash Oil, or Hashish (35-48-4-11)	0	0	1	2
Possession of Paraphernalia (35-48-4-8.3)	0	0	0	1
Possession of Substance Represented to be a Controlled Substance (35-48-4-4.6)	0	0	0	0
Possession, Purchase, Accepting Tobacco (35-46-1-10.5)	0	0	0	0
Probation Violation	0	0	0	0
Public Intoxication (7.1-5-1-3)	0	0	0	0
Receiving Unidentified Property (35-43-7-5)	0	0	0	0
Reckless Driving (9-21-8-52)	0	0	0	0
Refusal to Aid Officer (35-44-3-7)	0	0	0	0

LEVEL IV (cont'd)	NUMBER OF JUVENILES			
	This Month		This Calendar Year	
	Female	Male	Female	Male
Refusal to Identify Self (34-28-5-3.5)	0	0	0	0
Selling, Distributing, Exhibiting Obscene Material (35-49-3-1)	0	0	0	0
Synthetic Drug	0	0	0	0
Torture, Kill, Mutilate an Animal (35-46-3-12)	0	0	0	0
Unauthorized Possession of Prescription (35-48-4-14)	0	0	0	0
Unlawful Entry of Motor Vehicle (35-43-4-2.7)	0	0	0	1
Unlawful Gambling (35-45-5-2)	0	0	0	0
Unlawful Use of Railroad Right of Way (8-3-15-3)	0	0	0	0
Vending Machine Vandalism (35-43-4-7)	0	0	0	0
Violation Home Detention	0	0	0	0
Violation Suspended Commitment to DOC	0	0	0	0
Violation of Compulsory School Attendance Law (Truancy) (31-37-2-3)	0	0	0	0
Voyeurism (35-45-4-5)	0	0	0	1
Welfare Fraud (35-45-5-7)	0	0	0	0
	Sub-Total		3	10
	1	0		
GRAND TOTAL NUMBER OF JUVENILES	5	19	40	213

Indiana Department of Correction
Table 18
Juvenile Female New Commitments

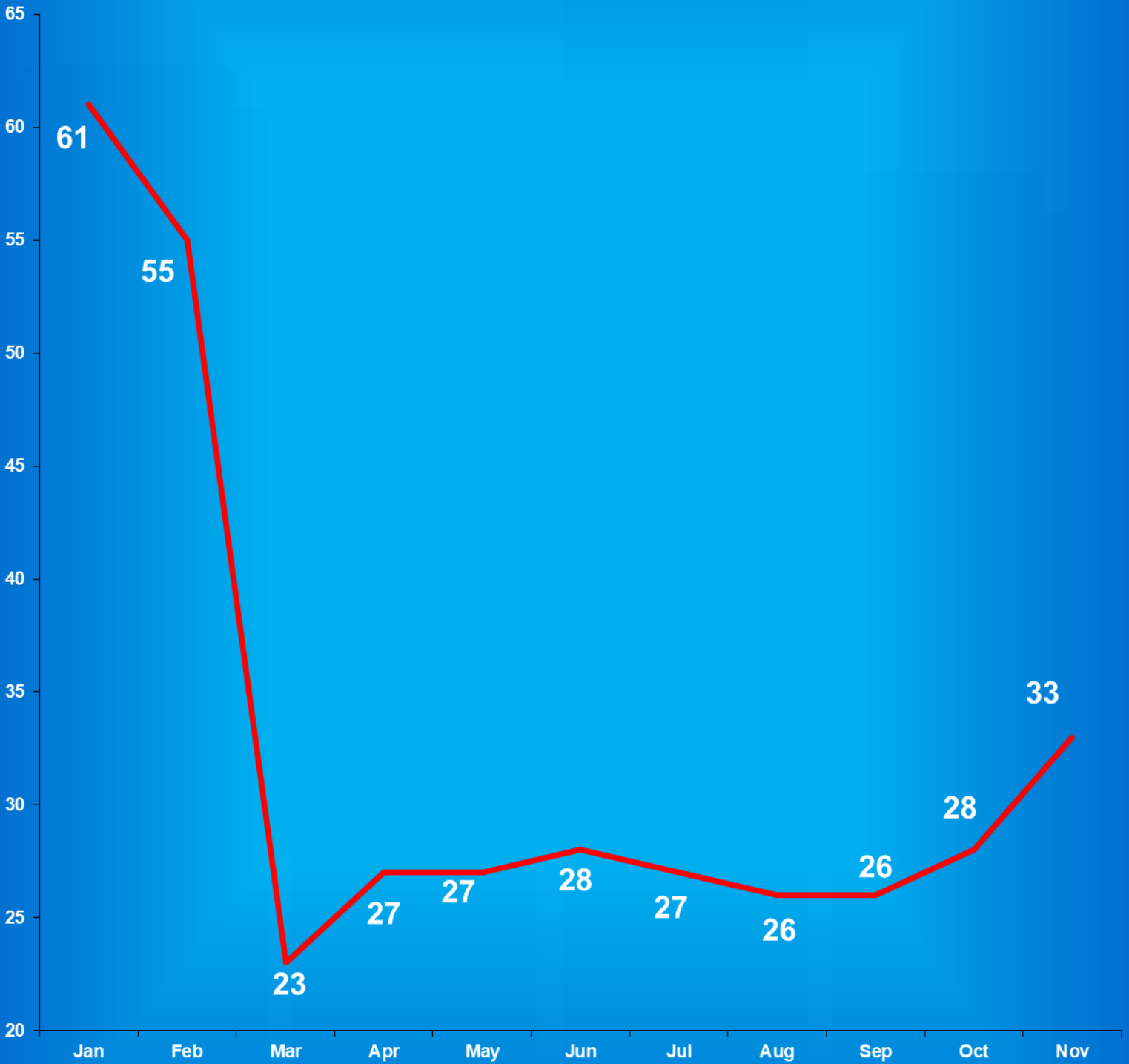
<u>Month</u>	<u>2016</u>	<u>2017</u>	<u>2018</u>	<u>2019</u>	<u>2020</u>
January	6	2	3	10	3
February	10	5	8	4	5
March	11	6	4	7	3
April	9	2	7	3	5
May	4	6	8	8	5
June	11	7	2	3	4
July	4	8	12	9	3
August	4	5	4	2	1
September	7	8	8	4	4
October	5	6	5	6	2
November	6	7	8	2	5
December	<u>5</u>	<u>12</u>	<u>8</u>	<u>5</u>	
TOTALS	82	74	77	63	40

Source: SAS - mnthadm4.pgm

Indiana Department of Correction

Graph G

Average Daily Juvenile Female Offender Populations
Calendar Year 2020



Indiana Department of Correction
Table 19
Juvenile Male New Commitments

<u>Month</u>	<u>2016</u>	<u>2017</u>	<u>2018</u>	<u>2019</u>	<u>2020</u>
January	39	26	46	36	28
February	40	26	38	36	21
March	69	36	33	17	32
April	33	45	27	24	17
May	44	35	42	30	11
June	40	48	29	27	14
July	29	40	29	47	17
August	38	48	28	37	15
September	36	43	41	23	20
October	24	39	24	34	17
November	28	48	34	26	19
December	<u>30</u>	<u>34</u>	<u>52</u>	<u>23</u>	
TOTALS	463	450	468	360	211

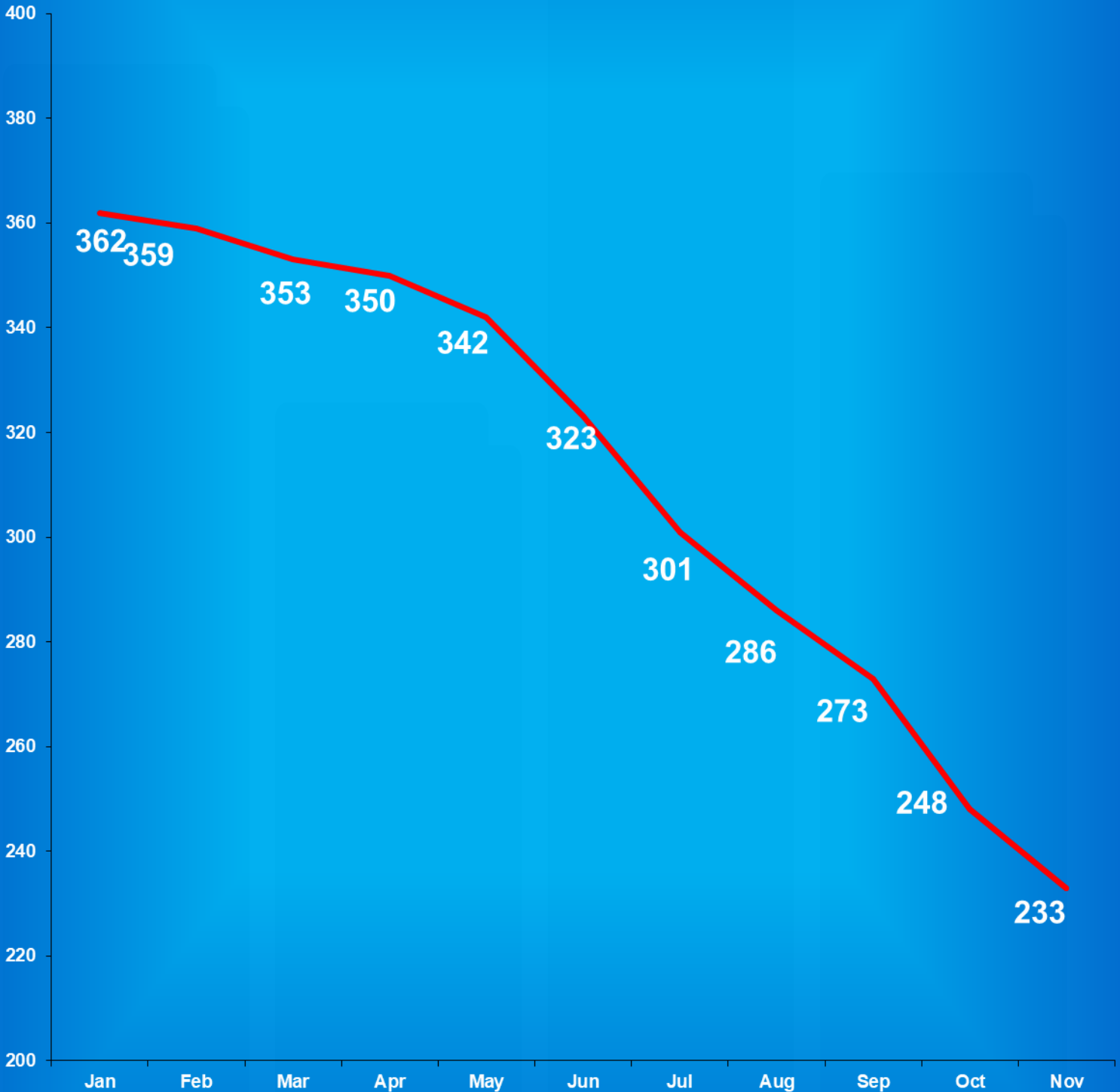
Source: SAS - mnthadm4.pgm

Indiana Department of Correction

Graph H

Average Daily Juvenile Male Offender Populations

Calendar Year 2020



Indiana Department of Correction
Table 20
Juvenile Parole Caseload on December 01, 2020

<u>Juvenile Reintegration Districts</u>	Indiana Parolees		Other Jurisdiction		<u>Total</u>
	<u>Juvenile Male</u>	<u>Juvenile Female</u>	<u>Juvenile Male</u>	<u>Juvenile Female</u>	
<i>Interstate Compact (RD0)*</i>	2	0	12	0	<i>14</i>
	<u>District Supervision Breakdown as follows:</u>				
Juv Reintegration District 2	11	0	2	0	<i>13</i>
Juv Reintegration District 3	6	0	4	0	<i>10</i>
Juv Reintegration District 4	3	1	2	0	<i>6</i>
Juv Reintegration District 5	5	0	1	0	<i>6</i>
Juv Reintegration District 6	0	0	0	0	<i>0</i>
Juv Reintegration District 8	3	0	3	0	<i>6</i>
Total	30	1	12	0	43

Total Juvenile Parole Population on the First Day of Each Month

<u>Calendar Year 2020</u>	Indiana Parolees		Other Jurisdiction		<u>Total</u>
	<u>Juvenile Male</u>	<u>Juvenile Female</u>	<u>Juvenile Male</u>	<u>Juvenile Female</u>	
January	37	3	4	0	44
February	41	4	6	0	51
March	33	4	9	0	46
April	29	3	10	0	42
May	25	3	8	0	36
June	29	3	9	0	41
July	27	3	7	1	38
August	23	4	7	0	34
September	24	6	9	0	39
October	28	2	10	0	40
November	30	1	12	0	43

** Includes Indiana parolees who are serving their parole in another state, as well as offenders from other States being supervised in Indiana (Interstate Compact)*

Sources:
Parole Division
SAS - juvparl2.pgm

**Indiana Department of Correction
Indiana Government Center South, Room E334
302 W. Washington Street
Indianapolis, IN 46204**

**Prepared by:
Grant Beanblossom, Data Analyst
(317) 233-4765
gbeanblossom@idoc.IN.gov**

This report and previous reports may be found at:

<http://www.in.gov/idoc/2376.htm>



CHANGING LIVES



The logo for the Indiana Department of Correction is circular, featuring a central torch and the words 'EMPLOYEES', 'EFFICIENCY', and 'EFFECTIVENESS'. The outer ring contains the text 'INDIANA DEPARTMENT OF CORRECTION'. The map of Indiana is a solid blue silhouette.

The Indiana Department of Correction advances public safety and successful re-entry through dynamic supervision, programming, and partnerships.