


Indiana Department of Correction

Division of Research & Technology



Offender Population Statistical Report

- May 2018 -

Rob Carter, Commissioner

**Indiana Department of Correction
Indiana Government Center South, Room E334
302 W. Washington Street
Indianapolis, IN 46204**

**Prepared by:
Joshua Ross, Research Analyst
(317) 233-3432
josross@idoc.in.gov**

This report and previous reports may be found at:

<http://www.in.gov/idoc/2376.htm>



Definitions

For the purpose of this report, the following definitions apply:

Admission – The means by which an offender enters the custody or jurisdiction of the Indiana Department of Correction. For this report, with the exception of the return of an escapee, this does not include a return from a temporary absence.

Average Daily Population – The sum of the daily beginning counts for a month, divided by that month's number of daily beginning counts.

Beginning Count – The number of offenders physically present at the beginning of the day (ie, 0000:01 hours).

Class A Felony – An offense whereby a person convicted of this felony shall be imprisoned for a fixed term of thirty years, with not more than twenty years added for aggravating circumstances, or not more than ten years subtracted for mitigating circumstances.

Class B Felony – An offense whereby a person convicted of this felony shall be imprisoned for a fixed term of ten years, with not more than ten years added for aggravating circumstances, or not more than four years subtracted for mitigating circumstances.

Class C Felony – An offense whereby a person convicted of this felony shall be imprisoned for a fixed term of four years, with not more than four years added for aggravating circumstances, or not more than two years subtracted for mitigating circumstances.

Class D Felony – An offense whereby a person convicted of this felony shall be imprisoned for a fixed term of one and one-half years, with not more than one and one-half years added for aggravating circumstances, or not more than one year subtracted for mitigating circumstances.

Class 1 Felony – An offense whereby a person convicted of this felony shall be imprisoned with a sentence range of 20-40 years, with not more than twenty years added as a habitual offender enhancement.

Class 2 Felony – An offense whereby a person convicted of this felony shall be imprisoned with a sentence range of 10-30 years, with not more than twenty years added as a habitual offender enhancement.

Class 3 Felony – An offense whereby a person convicted of this felony shall be imprisoned with a sentence range of 3-16 years, with not more than twenty years added as a habitual offender enhancement.

Class 4 Felony – An offense whereby a person convicted of this felony shall be imprisoned with a sentence range of 2-12 years, with not more than twenty years added as a habitual offender enhancement.

Class 5 Felony – An offense whereby a person convicted of this felony shall be imprisoned with a sentence range of 1-6 years, with not more than six years added as a habitual offender enhancement.

Class 6 Felony – An offense whereby a person convicted of this felony shall be imprisoned with a sentence range of 0.5-2.5 years, with not more than six years added as a habitual offender enhancement.

Contracted Beds - Those offenders who have been committed to the Indiana Department of Correction, but are housed in a local work release facility under contract of a 3rd party provider.

County Jail "Back-ups" (Jail Bed Count) – Those offenders who have been committed to the Indiana Department of Correction, but are housed in a county jail until they can be transferred to a Department of Correction intake facility. The county receives \$35.00 per day, per offender, to house these offenders.

Ending Count – The number of offenders physically present at the end of the day (ie, 2400:00 hours).

Felon – A person convicted in any jurisdiction who might have been imprisoned for more than one year.

Murder - An offense whereby a person convicted of this felony shall be imprisoned for a fixed term of fifty-five years, with not more than ten years added for aggravating circumstances, or not more than ten years subtracted for mitigating circumstances.

Definitions Continued

Operational Capacity – The total bed capacity of the facility. The capacity of a facility is the number of beds authorized for safe and efficient operation of the facility.

Pre-Dispositional – An individual ordered by the Court to the Indiana Department of Correction for evaluation prior to sentencing.

Release – The means by which an offender leaves the custody or jurisdiction of the Indiana Department of Correction. For this report, with the exception of an escape, this does not include a temporary absence.

Safekeeper – An individual whom the Court has determined to be in imminent danger of serious bodily injury or death, or who represents a substantial threat to the safety of others, and whom the Court has ordered to the Indiana Department of Correction for custody and security control.

Maximum Level Facilities – Maximum security facilities have very restrictive security measures and housing is celled space.

Medium Level Facilities – Medium security facilities have moderate degree of security measures and housing consists of dormitories and celled space.

Minimum Level Facilities – Minimum Security Facilities have the least restrictive security measures and housing is dormitory style. Also included as minimum security are work release program offenders who leave the facility for outside employment but return nightly.

Intake Facilities – Intake facilities are designated to receive newly committed adult offenders. During the intake process each offender is evaluated through interviews, reports and diagnostic tests. This evaluation forms the basis of the offenders' facility and program assignment.

Secure Housing Units – Denotes maximum control with the most restrictive security measures in place.

Vacancy – The number of beds available for assignment.

Juvenile Diagnostic/Walkthrough – A Juvenile court can order a youth to the Department of Correction to be temporarily committed for not more than 14 days (excluding Saturdays, Sundays and Legal holidays) for the purpose of an evaluation. The youth must be adjudicated delinquent and the order has to be prior to disposition. The department will send a report to the court of the written findings.

Indiana Department of Correction Population Summary

- There were 24,028 adult male offenders (including 181 county jail “back-ups” and 128 in contracted beds) on June 01, 2018. This population is 3% below operational bed capacity for general population.
- There were 2,520 adult female offenders (including 27 county jail “back-ups” and 27 in contracted beds) on June 01, 2018. This population is 7% below the operational bed capacity.
- There were 394 juvenile male offenders in the Department’s facilities on June 01, 2018. This population is 45% below the operational bed capacity.
- There were 40 juvenile female offenders in the Department’s facilities on June 01, 2018. This population is 34% below the operational bed capacity.
- There were 6,202 adult males on parole in Indiana (5,692 Indiana parolees and 510 other jurisdiction parolees) on June 01, 2018.
- There were 656 adult females on parole in Indiana (600 Indiana parolees and 56 other jurisdiction parolees) on June 01, 2018.
- There were 1049 adults admitted to IDOC (913 male and 136 female) and 928 adults released from IDOC (801 male and 127 female) in May 2018.
- There were 64 juveniles admitted to IDOC (54 male and 10 female) and 63 juveniles released from IDOC (49 male and 14 female) in May 2018.

**Indiana Department of Correction
Human Resource Report**

May 31, 2018

ADULT FACILITIES

Facility	Total Staff*	Custody Staff	Non-Custody	Vacancies	Hires - Rehires	Retired - Terminated	Inter-Agency		Contract/Vendor		
							In	Out	Aramark	Health	Education
Branchville Correctional Facility	251	176	75	23	3	6	0	0	10	32	7.0
Chain O'Lakes Correctional Facility	28	21	7	2	1	0	0	0	4	3	0.0
Correctional Industrial Facility	310	242	68	59	3	4	1	1	16	27	4.3
Edinburgh Correctional Facility	65	51	14	6	0	3	0	0	6	6	0.0
Indiana State Prison/Lakeside	481	374	107	87	7	19	0	0	24	41	5.0
Indiana Women's Prison	174	116	58	22	6	5	0	0	4	25	5.8
Madison Correctional Facility	190	130	60	64	0	2	1	1	6	23	5.0
Miami Correctional Facility	471	361	110	87	5	12	0	0	36	55	11.0
New Castle Correctional Facility**	431	294	137	111	0	0	0	0	30	92	19.0
Pendleton Correctional Facility	445	325	120	79	5	11	1	0	20	48	1.8
Plainfield Correctional Facility	333	248	85	60	6	7	0	0	31	41	10.0
Putnamville Correctional Facility	461	344	117	63	7	13	1	1	20	41	11.0
Reception-Diagnostic Center	208	162	46	39	1	5	0	0	0	33	0.0
Rockville Correctional Facility	223	153	70	43	1	6	0	0	14	37	8.0
South Bend Comm. Re-Entry Center	36	25	11	7	1	3	1	0	4	2	0.0
Heritage Trail DOC Staff	18	0	18	5	0	0	0	0	0	10	10.0
Heritage Trail GEO Staff**	138	96	42	15	0	0	0	0	2	11	0.0
Wabash Valley Correctional Facility	598	472	126	49	6	8	3	0	29	52	7.0
Westville Correctional Facility	637	476	161	133	12	24	3	0	43	71	13.5
Total	5,498	4,066	1,432	954	64	128	11	3	299	650	118.4

JUVENILE FACILITIES

Facility	Total Staff*	Custody Staff	Non-Custody	Vacancies	Hires - Rehires	Retired - Terminated	Inter-Agency		Contract/Vendor		
							In	Out	Aramark	Health	Education
Camp Summit	60	42	18	5	0	1	0	0	3	6	2.0
Logansport Intake/North Central	164	114	50	23	2	6	0	0	8	15	3.0
Pendleton Juvenile Correctional	243	165	78	50	7	9	1	0	5	16	4.0
Total	467	321	146	78	9	16	1	0	16	37	9.0

ADMINISTRATIVE

Central Office***	Total	525	183	342	50	11	4	0	0	0	0	1.5
-------------------	--------------	-----	-----	-----	----	----	---	---	---	---	---	-----

TOTALS

STATE EMPLOYEE TOTAL	5,921	4,180	1,741	956	84	148	12	3	0	0	0
CONTRACT EMPLOYEE TOTAL	1,700	390	1,310	126	0	0	0	0	315	687	129
GRAND TOTAL	7,621	4,570	3,051	1,082	84	148	12	3	315	687	129

* Total Active Staff does not include those on disability, suspension, or leave with pay.

** New Castle Correctional Facility and Heritage Trail are privately contracted institutions. Their hire/rehire and termination/reire data is not provided to DOC.

*** Includes Technology Services Division, PEN Products, Staff Development and Training, and the Parole Division (counted as Custody Staff)

Note: Total staff, custody staff, non-custody staff, and vacancy data are as of the end of the month.

Hires and re-hires, retirements and terminations, intra-agency transfer in and transfer out are the total number of actions for the month.

Source: DOC Human Resource



Offender Statistics



Indiana Department of Correction
Table 1
Offender Population & Vacancy Numbers, by Facility Security Level
June 1, 2018

Minimum Security - Adult MALE

	April Ending Count	General Population Vacancies	Programs & Treatment Vacancies	Segregation & Infirmery Vacancies	Down Beds	Held Beds
Chain O'Lakes	116	12	0	0	0	1
Edinburgh	331	10	0	0	0	3
Miami - MCA	197	7	0	0	0	0
New Castle - NCA	188	14	0	0	0	2
Pendleton - IRO	206	13	0	0	0	1
Westville - WCA	327	33	2	0	14	3
Wabash Valley - WVA	176	22	0	0	0	0
Total	1,541	111	2	0	14	10

Re-Entry & Work Release - Adult MALE

Bartholomew Co. Re-Entry	4	6	0	0	0	0
Chain O'Lakes Re-Entry	6	1	0	0	0	0
Duvall Center Re-Entry	8	32	0	0	0	0
Lake Co. Re-Entry	2	8	0	0	0	0
South Bend Re-Entry	151	19	0	0	0	2
VOA/Hope Hall Re-Entry	18	2	0	0	0	0
Starke Co. PI - TC	38	0	10	0	0	0
Total	227	68	10	0	0	2

Medium Security - Adult MALE

	April Ending Count	General Population Vacancies	Programs & Treatment Vacancies	Segregation & Infirmery Vacancies	Down Beds	Held Beds
Branchville	1,307	91	77	10	0	0
Correctional Industrial	1,419	11	2	10	0	7
Indiana State Prison ISO	283	99	0	0	2	1
Plainfield	1,519	16	0	9	150	2
Putnamville	2,157	25	1	3	324	0
Heritage Trail	851	8	0	0	0	9
Westville	2,430	65	81	30	314	21
New Castle	2,371	15	5	33	0	7
Total	12,337	330	166	95	790	47

Table 1 (Cont.)

Maximum Security - Adult MALE

	April Ending Count	General Population Vacancies	Programs & Treatment Vacancies	Segregation & Infirmery Vacancies	Down Beds	Held Beds
Miami	2,898	40	6	2	28	10
Indiana State Prison	1,982	33	25	9	3	15
Pendleton	1,412	13	4	2	8	10
Pendleton Treatment Unit	156	0	49	0	9	0
ISR Secure Housing Unit	65	0	0	3	1	0
Reception Diag. Center	649	16	0	0	30	0
New Castle Annex	437	15	0	17	15	2
New Castle Mental Health	120	0	5	0	1	2
WCU Secure Housing Unit	103	0	0	2	3	2
Wabash Valley	1,666	16	51	11	31	10
WVS Secure Housing Unit	174	0	0	16	26	0
Total	9,662	133	140	62	155	51

Minimum Security & Re-Entry - Adult FEMALE

	April Ending Count	General Population Vacancies	Programs & Treatment Vacancies	Segregation & Infirmery Vacancies	Down Beds	Held Beds
Madison	621	85	0	0	0	0
Jefferson Co. Re-Entry	47	19	0	0	0	0
Crane House	25	20	0	0	0	0
Bartholomew Co. Re-Entry	0	10	0	0	0	0
Lake Co. Re-Entry	1	9	0	0	0	0
VOA/Evansville/Female	1	4	0	0	0	0
Total	695	147	0	0	0	0

Medium Security - Adult FEMALE

Rockville	980	13	44	10	0	0
Total	980	13	44	10	0	0

Maximum Security - Adult FEMALE
--

Women's Prison	627	34	12	2	48	4
Rockville Intake	191	25	0	0	0	0
Total	818	59	12	2	48	4

JAIL BED COUNT

Adult Male	181	N/A	N/A	N/A	N/A	N/A
Adult Female	27	N/A	N/A	N/A	N/A	N/A
Total	208					

Table 1 (Cont.)

JUVENILE OFFENDERS

Juvenile Male

	April Ending Count	General Population Vacancies	Programs & Treatment Vacancies	Segregation & Infirmery Vacancies	Down Beds	Held Beds
Logansport Juvenile Intake/Diagnostic Facility	19	65	0	8	0	0
North Central Juvenile Correctional Facility	146	28	0	0	0	0
Pendleton Juvenile Correctional Facility	229	148	0	6	0	8
Total	394	241	0	14	0	8

Juvenile Female

LaPorte Juvenile Correctional Facility	40	21	0	1	0	0
--	----	----	---	---	---	---

TOTALS

	April Ending Count	General Population Vacancies	Programs & Treatment Vacancies	Segregation & Infirmery Vacancies	Down Beds	Held Beds
GRAND TOTAL FOR ALL ADULT MALES (Includes Jail Bed Count and Contracted Beds)	23,948	642	318	157	959	110
TOTAL FOR ADULT MALES IDOC FACILITIES ONLY	23,697	594	308	157	959	110
GRAND TOTAL FOR ALL ADULT FEMALES (Includes Jail Bed Count and Contracted Beds)	2,520	219	56	12	48	4
TOTAL FOR ADULT FEMALES IDOC FACILITIES ONLY	2,466	157	56	12	48	4
TOTAL FOR JUVENILE MALES	394	241	0	14	0	8
TOTAL FOR JUVENILE FEMALES	40	21	0	1	0	0
GRAND TOTAL FOR THE DEPARTMENT (Includes Jail Bed Count and Contracted Beds)	26,902	1,123	374	184	1,007	122
GRAND TOTAL FOR THE DEPARTMENT (Excludes Jail Bed Count and Contracted Beds)	26,597	1,013	364	184	1,007	122

Sources: Planning Division Facility Body Count Report
 Planning Division Juvenile Daily Count Report
 OIS - Jail Bed Count
 Operational Support Services - Vacancy Report

Indiana Department of Correction
Table 2
Operational Capacity Compared to Population, by Facility
June 1, 2018

Minimum Security - Adult MALE					
--------------------------------------	--	--	--	--	--

	April	May	May	May	Percent +/-
	Operational	Operational	Adjusted	Ending	Capacity
	Capacity	Capacity	Operational	Count	Capacity
			Capacity*		
Chain O'Lakes	129	129	128	116	-9%
Edinburgh	344	344	341	331	-3%
Miami - MCA	204	204	204	197	-3%
New Castle - NCA	204	204	202	188	-7%
Pendleton - IRO	220	220	219	206	-6%
Westville - WCA	379	379	360	327	-9%
Wabash Valley - WVA	198	198	198	176	-11%
Total	1,678	1,678	1,652	1,541	-7%

Re-Entry & Work Release - Adult MALE					
---	--	--	--	--	--

Bartholomew Co. Re-Entry	10	10	14	10	-29%
Chain O'Lakes Re-Entry	7	7	13	7	-46%
Duval Center Re-Entry	40	40	48	40	-17%
Lake Co. Re-Entry	10	10	12	10	-17%
South Bend Re-Entry	172	172	323	172	-47%
VOA/Hope Hall Re-Entry	20	20	38	20	-47%
Starke Co. PI - TC	<u>48</u>	48	86	48	<u>0%</u>
Total	307	307	534	307	-43%

Medium Security - Adult MALE					
-------------------------------------	--	--	--	--	--

Branchville	1,485	1,485	1,398	1,307	-7%
Correctional Industrial	1,449	1,449	1,430	1,419	-1%
Indiana State Prison ISO	385	385	382	283	-26%
Plainfield	1,696	1,696	1,535	1,519	-1%
Putnamville	2,510	2,510	2,182	2,157	-1%
Heritage Trail	868	868	859	851	-1%
Westville	2,941	2,941	2,495	2,430	-3%
New Castle	<u>2,431</u>	<u>2,431</u>	<u>2,386</u>	<u>2,371</u>	<u>-1%</u>
Total	13,765	13,765	12,667	12,337	-3%

Table 2 (Cont.)

Maximum Security - Adult MALE					
	April	May	May	May	Percent +/-
	Operational	Operational	Adjusted	May	
	Capacity	Capacity	Operational	Ending	Capacity
			Capacity*	Count	
Miami	2,984	2,984	2,938	2,898	-1%
Indiana State Prison	2,067	2,067	2,005	1,982	-1%
Pendleton	1,449	1,449	1,425	1,412	-1%
Pendleton Treatment Unit	214	214	156	156	0%
ISR Secure Housing Unit	69	69	65	65	0%
Reception Diag. Center	695	695	649	649	0%
New Castle Annex	486	486	452	437	-3%
New Castle Mental Health	128	128	120	120	0%
WCU Secure Housing Unit	110	110	103	103	0%
Wabash Valley	1,785	1,785	1,682	1,666	-1%
WVS Secure Housing Unit	<u>216</u>	<u>216</u>	174	174	<u>0%</u>
Total	10,203	10,203	9,769	9,662	-1%

Minimum Security & Re-Entry - Adult FEMALE					
Madison	662	706	706	621	-12%
Jefferson Co. Re-Entry	66	66	66	47	-29%
Crane House	45	45	45	25	-44%
Bartholomew Co. Re-Entry	10	10	10	0	-100%
Lake Co. Re-Entry	10	10	10	1	-90%
VOA/Evansville/Female	<u>5</u>	<u>5</u>	5	1	-80%
Total	798	842	842	695	-17%

Medium Security - Adult FEMALE					
Rockville	<u>1,047</u>	<u>1,047</u>	<u>993</u>	980	-1%
Total	1,047	1,047	993	980	-1%

Maximum Security - Adult FEMALE					
Women's Prison	631	727	661	627	-5%
Rockville Intake	<u>216</u>	<u>216</u>	191	191	0%
Total	847	943	852	818	-4%

JAIL BED COUNT**					
Adult Male	218	181	181	181	0%
Adult Female	<u>53</u>	<u>27</u>	<u>27</u>	<u>27</u>	<u>0%</u>
Total	271	208	208	208	0%

JUVENILE OFFENDERS					
Juvenile Male					
Logansport Juvenile Intake/Diagnostic Facility	92	92	19	19	0%
North Central Juvenile Correctional Facility	174	174	174	146	-16%
Pendleton Juvenile Correctional Facility	<u>391</u>	<u>391</u>	377	229	<u>-39%</u>
Total	657	657	718	394	-45%

Table 2 (Cont.)

Juvenile Female

	April Operational Capacity	May Operational Capacity	May Adjusted Operational Capacity*	May Ending Count	Percent +/- Capacity
LaPorte Juvenile Correctional Facility	62	62	61	40	-34%
TOTALS					
	April Operational Capacity	May Operational Capacity	May Adjusted Operational Capacity*	May Ending Count	Percent +/- Capacity
GRAND TOTAL FOR ALL ADULT MALES (Includes Jail Bed Count and Contracted Beds)	26,171	26,134	24,803	24,028	-3%
TOTAL FOR ADULT MALES IDOC FACILITIES ONLY	25,825	25,825	24,424	23,719	-3%
GRAND TOTAL FOR ALL ADULT FEMALES (Includes Jail Bed Count and Contracted Beds)	2,745	2,859	2,714	2,520	-7%
TOTAL FOR ADULT FEMALES IDOC FACILITIES ONLY	2,622	2,762	2,617	2,466	-6%
TOTAL FOR JUVENILE MALES	657	657	718	394	-45%
TOTAL FOR JUVENILE FEMALES	62	62	61	40	-34%
GRAND TOTAL FOR THE DEPARTMENT (Includes Jail Bed Count** and Contracted Beds)	29,635	29,712	28,296	26,982	-5%
GRAND TOTAL FOR THE DEPARTMENT (Excludes Jail Bed Count and Contracted Beds)	29,166	29,306	27,820	26,619	-4%

*Adjusted Operational Capacity includes Intake Beds and excludes Down, Held, and Segregation/Infirmary, and Program/Treatment Hold Beds.

**Jail Bed Counts - IDOC offender Jail Bed holding is demand-based, therefore Jail Bed Percent Capacity is always 0%. Jail Bed Operational Capacity is determined by each county's availability and fluctuates from month to month.

Sources: Planning Division Facility Body Count Report
 Planning Division Juvenile Daily Count Report
 OIS - Jail Bed Count
 Operational Support Services - Vacancy Report

Indiana Department of Correction

Table 3

Facility Population on the First Day of Each Month (Excludes County Jail "Back-ups" & Contracted Beds)

	Adult	Adult	Juvenile	Juvenile	
<u>2017</u>	<u>Male</u>	<u>Female</u>	<u>Male</u>	<u>Female</u>	<u>Total</u>
January	22,939	2,106	364	45	25,454
February	22,847	2,132	359	39	25,377
March	22,893	2,142	352	38	25,425
April	23,034	2,150	368	37	25,589
May	22,982	2,164	385	35	25,566
June	23,001	2,207	378	36	25,622
July	23,056	2,216	402	38	25,712
August	23,101	2,224	391	36	25,752
September	23,231	2,292	385	35	25,943
October	23,379	2,305	382	36	26,102
November	23,290	2,331	357	33	26,011
December	23,583	2,315	369	38	26,305
	Adult	Adult	Juvenile	Juvenile	
<u>2018</u>	<u>Male</u>	<u>Female</u>	<u>Male</u>	<u>Female</u>	<u>Total</u>
January	23,290	2,345	354	40	26,029
February	23,273	2,356	372	47	26,048
March	23,364	2,395	394	45	26,198
April	23,505	2,414	395	48	26,362
May	23,506	2,443	387	43	26,379
June	23,719	2,466	394	40	26,619

Source: Research Division Juvenile Daily Count Report

Indiana Department of Correction
Table 4
Parole Caseload on June 01, 2018

<u>Parole District</u>	Indiana Parolees		Other Jurisdiction		<u>Total</u>
	<u>Adult Male</u>	<u>Adult Female</u>	<u>Adult Male</u>	<u>Adult Female</u>	
<i>Interstate Compact (PD0)*</i>	430	52	510	56	1,048
<u>District Supervision Breakdown as follows:</u>					
Re-Entry Parole (PD1)	339	50	36	5	430
Fort Wayne (PD2)	650	71	51	3	775
Indianapolis (PD3)	1432	127	87	6	1,652
Evansville (P4A)	390	28	42	4	464
Terre Haute (P4B)	479	47	31	5	562
Bloomington (PD5)	289	26	26	3	344
Gary (PD6)	516	38	77	9	640
New Castle (PD7)	572	87	37	4	700
South Bend (PD8)	725	60	83	9	877
Madison (PD9)	300	66	40	8	414
Total	6,122	652	510	56	7,340

Total Parole Population on the First Day of Each Month

<u>Calendar Year 2018</u>	Indiana Parolees		Other Jurisdiction		<u>Total</u>
	<u>Adult Male</u>	<u>Adult Female</u>	<u>Adult Male</u>	<u>Adult Female</u>	
January	6,398	686	482	62	7,628
February	6,398	686	513	58	7,655
March	6,327	687	514	55	7,583
April	6,288	678	490	52	7,508
May	6,225	654	494	58	7,431
June	6,122	652	510	56	7,340

* Includes Indiana parolees who are serving their parole in another state, as well as offenders from other States being supervised in Indiana (Interstate Compact)

Sources: Juvenile Services
Parole Division



Adult Offender Statistics



Indiana Department of Correction
Table 5
Monthly Admissions and Releases- Adult Offenders
(Includes County Jail "Back-ups" & Contracted Beds)
May 2018

Admissions	Male	Female	Total
New Commitments	432	70	502
Parole Violators - New Commits	34	4	38
Parole Violators - Technical	178	6	184
Unsentenced (Safekeepers)	0	0	0
Return from Esc - Sec/NonSec Facility	0	0	0
Return from Escape - Non-Secure Facility	1	1	2
Return from Escape - CTP Absconds	0	0	0
Court Supervision Violators - New Commits	111	16	127
Court Supervision Violators - Technical	144	37	181
Return from CTP - New Commits	0	0	0
Return from CTP - Technical	13	2	15
Unknown (Missing Data)	0	0	0
Total Admissions	913	136	1049

Releases	Male	Female	Total
Parole	405	55	460
Probation	220	33	253
Escape Secure Facility	0	0	0
Walk-Away - Non-Secure Facility	1	0	1
Discharged	62	17	79
Unsentenced Discharged	1	0	1
Other (i.e. Death)	5	0	5
Community Transition Program (CTP)	105	21	126
CTP Absconds	2	1	3
Unknown (Missing Data)	0	0	0
Total Releases	801	127	928

Of the 432 new commitments of male felons, 212 (49.1%) had a prior commitment.

Of the 70 new commitments of female felons, 27 (38.6%) had a prior commitment.

Effective July 1, 1998, misdemeanants are to be committed to DOC only under special circumstances (IC 11-12-6)

Sources: SAS-prsadm8.pgm, SAS - prisrel8.pgm

Indiana Department of Correction
Table 6
New Admissions by County of Commitment - Adult Offenders

May 2018

County	Felony Level											Total	County	Felony Level											Total		
	Murder	FA	FB	FC	FD	F1	F2	F3	F4	F5	F6			Other*	Murder	FA	FB	FC	FD	F1	F2	F3	F4	F5		F6	Other*
Adams	0	0	0	0	0	0	1	0	0	0	0	0	1	Madison	0	0	12	2	3	1	4	2	3	8	9	0	44
Allen	0	1	5	4	2	1	3	9	3	20	9	0	57	Marion	3	3	10	4	1	0	10	18	48	73	4	0	174
Bartholomew	0	0	0	0	0	0	0	2	0	3	3	0	8	Marshall	0	0	0	0	2	0	0	0	2	1	0	0	5
Benton	0	0	0	0	0	0	0	0	0	0	0	0	0	Martin	0	0	1	0	0	0	0	0	0	1	1	0	3
Blackford	0	0	1	0	0	0	0	1	0	1	1	0	4	Miami	0	0	1	0	0	0	0	0	0	0	0	0	1
Boone	0	0	0	0	0	0	0	0	0	3	0	0	3	Monroe	0	0	1	0	0	0	0	0	2	2	3	0	8
Brown	0	0	0	0	0	0	1	0	0	1	0	0	2	Montgomery	0	0	0	0	0	0	0	0	3	2	3	0	8
Carroll	0	0	0	0	0	1	0	0	0	0	0	0	1	Morgan	0	0	1	0	0	0	0	1	2	0	1	0	5
Cass	0	0	0	0	0	0	0	2	4	3	0	0	9	Newton	0	0	0	0	0	0	0	0	1	0	0	0	1
Clark	0	0	0	0	0	0	0	1	0	4	0	0	5	Noble	0	0	2	2	0	0	0	0	1	1	0	0	6
Clay	0	0	0	0	0	0	0	1	1	0	0	0	2	Ohio	0	0	0	0	0	0	0	0	0	0	0	0	0
Clinton	0	0	4	1	0	0	0	2	3	3	3	0	16	Orange	0	0	1	0	0	0	0	1	0	4	2	0	8
Crawford	0	0	0	0	0	0	1	0	0	0	0	0	1	Owen	0	0	0	0	0	0	0	0	0	1	0	0	1
Daviess	0	0	2	0	0	0	0	0	2	2	0	0	6	Parke	0	0	2	0	0	0	0	0	0	1	0	0	3
Dearborn	0	2	2	0	2	0	0	0	0	3	0	0	9	Perry	0	0	1	0	0	0	0	1	0	3	1	0	6
Decatur	0	0	2	0	0	0	1	0	3	0	0	0	6	Pike	0	0	0	0	0	0	0	1	0	0	0	0	1
DeKalb	0	0	0	0	0	0	0	1	1	0	0	0	2	Porter	0	0	0	0	0	0	0	0	0	1	0	0	1
Delaware	0	1	0	1	0	0	0	2	5	4	0	0	13	Posey	0	0	0	0	0	0	0	1	2	2	0	0	5
Dubois	0	1	0	0	0	0	0	1	2	1	0	0	5	Pulaski	0	0	0	0	0	0	0	0	0	0	0	0	0
Elkhart	0	0	3	1	1	2	0	7	2	10	5	0	31	Putnam	0	0	0	0	1	1	0	0	0	0	0	0	2
Fayette	0	0	0	0	0	0	1	2	1	8	1	0	13	Randolph	0	0	0	0	0	0	0	0	0	0	0	0	0
Floyd	0	0	0	0	0	0	1	0	1	2	1	0	5	Ripley	0	1	0	0	0	0	0	0	2	1	2	0	6
Fountain	0	0	0	0	0	0	0	0	0	0	0	0	0	Rush	0	0	0	0	0	0	0	1	2	3	0	0	6
Franklin	0	0	0	0	0	0	0	0	0	1	0	0	1	St. Joseph	0	0	2	1	0	0	4	1	3	2	3	0	16
Fulton	0	0	0	0	0	0	0	0	0	1	0	0	1	Scott	0	0	0	0	0	0	0	0	0	3	0	0	3
Gibson	0	0	0	0	0	0	0	2	2	0	0	0	4	Shelby	0	1	1	0	0	0	0	2	1	7	5	0	17
Grant	1	0	1	0	0	0	2	1	2	1	0	0	8	Spencer	0	0	0	0	0	0	0	0	1	0	0	0	1
Greene	0	0	0	0	0	0	1	2	2	0	0	0	5	Starke	0	0	1	0	0	1	0	0	0	0	0	0	2
Hamilton	0	0	1	0	0	0	1	1	1	4	0	0	8	Steuben	0	0	0	0	0	0	0	0	0	1	0	0	1
Hancock	0	0	0	0	0	0	0	1	2	2	0	0	5	Sullivan	0	0	1	0	0	0	0	0	1	0	0	0	2
Harrison	0	0	0	0	0	0	0	2	0	0	0	0	2	Switzerland	0	0	0	0	0	0	0	0	0	0	0	0	0
Hendricks	0	0	0	0	0	1	1	1	0	1	0	0	4	Tippecanoe	0	0	2	2	0	0	0	0	6	7	3	0	20
Henry	0	0	1	0	0	0	0	2	2	5	0	0	10	Tipton	0	0	0	0	0	0	0	0	0	0	2	0	2
Howard	0	0	0	0	1	0	2	3	2	0	0	0	10	Union	0	0	0	0	0	0	0	0	0	0	0	0	0
Huntington	0	0	0	0	0	1	0	2	1	0	0	0	4	Vanderburgh	0	1	1	0	0	1	1	5	4	19	9	0	41
Jackson	0	0	0	0	0	0	0	1	3	1	0	0	5	Vermillion	0	0	0	0	0	0	0	0	0	0	0	0	0
Jasper	0	0	0	1	0	0	0	4	3	0	0	0	8	Vigo	0	0	0	0	0	0	4	2	1	5	1	0	13
Jay	0	0	0	0	0	1	0	0	4	0	0	0	5	Wabash	0	0	1	0	0	1	1	0	1	0	1	0	5
Jefferson	0	0	2	0	0	0	0	1	2	0	0	0	5	Warren	0	0	0	0	0	0	0	0	0	1	0	0	1
Jennings	0	0	0	1	0	1	0	0	2	1	0	0	5	Warrick	0	0	0	0	0	0	1	0	0	0	0	0	1
Johnson	0	0	0	0	3	0	1	0	3	4	5	0	16	Washington	1	0	0	1	1	0	0	1	0	1	1	0	6
Knox	1	0	0	0	0	0	1	0	1	0	0	0	3	Wayne	0	0	1	0	1	0	1	0	2	5	2	0	12
Kosciusko	0	0	1	0	0	0	0	0	4	1	0	0	6	Wells	0	0	0	0	0	0	0	1	0	5	3	0	9
LaGrange	0	0	0	0	0	0	0	0	1	0	0	0	1	White	0	0	0	0	0	2	0	0	1	0	0	0	3
Lake	1	1	1	0	1	0	2	0	2	5	1	0	14	Whitley	0	0	0	0	0	0	1	2	0	0	0	0	3
LaPorte	0	0	0	0	0	1	2	2	0	0	0	0	5	Unknown	0	0	0	0	0	0	0	0	0	0	0	0	13
Lawrence	0	0	0	1	0	0	1	1	4	4	0	0	11	Totals	7	12	68	22	19	13	43	82	142	287	102	13	810

Data based on Most Serious Offense and includes only New- and Recommittments.

Parole violators are not included.

**Other* may include missing, habitual offense, contempt of court, or misdemeanor.

***Unknown* represents offenders who were sentenced to DOC, but County of Commitment data was unavailable.

Source: Prsadm7.pgm

**Indiana Department of Correction
Table 7**

Release Type by County of Commitment - Adult Offenders

May 2018

County	Release Type				Total	County	Release Type				Total
	Parole	Probation	Discharged	CTP			Parole	Probation	Discharged	CTP	
Adams	1	0	0	0	1	Madison	18	7	1	8	34
Allen	21	10	3	16	50	Marion	130	65	20	21	236
Bartholomew	6	0	0	3	9	Marshall	2	0	3	0	5
Benton	0	0	0	0	0	Martin	5	0	0	1	6
Blackford	0	0	2	2	4	Miami	2	2	0	0	4
Boone	3	4	0	0	7	Monroe	10	4	1	0	15
Brown	0	0	0	0	0	Montgomery	2	1	1	2	6
Carroll	1	0	0	0	1	Morgan	4	0	0	0	4
Cass	2	0	1	6	9	Newton	1	0	0	0	1
Clark	1	7	1	1	10	Noble	2	6	0	0	8
Clay	0	0	0	0	0	Ohio	1	1	1	0	3
Clinton	3	2	0	2	7	Orange	1	2	0	1	4
Crawford	1	1	0	0	2	Owen	0	2	0	0	2
Daviess	2	0	0	0	2	Parke	0	0	1	0	1
Dearborn	7	5	2	1	15	Perry	2	1	1	0	4
Decatur	1	3	0	4	8	Pike	2	1	0	0	3
DeKalb	1	0	0	0	1	Porter	3	0	1	0	4
Delaware	5	4	1	1	11	Posey	1	1	1	1	4
Dubois	2	3	1	0	6	Pulaski	0	2	0	0	2
Elkhart	16	15	1	10	42	Putnam	1	1	0	0	2
Fayette	3	1	1	5	10	Randolph	1	0	0	0	1
Floyd	3	0	3	0	6	Ripley	4	1	1	1	7
Fountain	2	0	0	0	2	Rush	1	0	0	0	1
Franklin	1	2	1	0	4	St. Joseph	8	4	2	0	14
Fulton	5	0	0	1	6	Scott	5	4	1	0	10
Gibson	1	2	0	1	4	Shelby	8	2	0	3	13
Grant	10	6	1	0	17	Spencer	2	3	0	0	5
Greene	1	2	0	0	3	Starke	0	0	0	2	2
Hamilton	7	3	2	0	12	Steuben	1	0	0	0	1
Hancock	3	0	0	1	4	Sullivan	0	1	0	0	1
Harrison	1	6	0	1	8	Switzerland	0	1	0	0	1
Hendricks	7	2	1	0	10	Tippecanoe	7	10	1	5	23
Henry	0	3	0	0	3	Tipton	0	0	0	0	0
Howard	3	3	2	1	9	Union	0	0	0	0	0
Huntington	3	4	1	0	8	Vanderburgh	18	6	5	5	34
Jackson	4	0	0	1	5	Vermillion	3	0	0	0	3
Jasper	2	0	0	0	2	Vigo	6	4	0	2	12
Jay	4	3	1	1	9	Wabash	2	1	1	0	4
Jefferson	3	5	2	2	12	Warren	1	0	0	0	1
Jennings	5	1	2	0	8	Warrick	1	2	0	1	4
Johnson	14	3	0	0	17	Washington	2	2	1	0	5
Knox	2	2	0	1	5	Wayne	12	2	2	0	16
Kosciusko	8	4	0	0	12	Wells	1	1	1	2	5
LaGrange	2	1	1	3	7	White	1	0	0	0	1
Lake	11	2	0	4	17	Whitley	1	1	0	0	2
LaPorte	6	3	2	0	11	Unknown	1	0	1	0	2
Lawrence	3	0	1	3	7	Totals	460	253	80	126	919

This data excludes Temporary Moves, Safekeepers, Predispositions, Escapes, Deaths, releases from CTP and releases from Out of State Parole.

*"Unknown" represents offenders who were sentenced to DOC, but County of Commitment data was unavailable.

Source: prisrel7.pgm

Indiana Department of Correction
Table 8
The Number of Department of Correction Offenders
Held in County Jails*
June 01, 2018

<u>County</u>	<u>Adult Male</u>	<u>Adult Female</u>	<u>County</u>	<u>Adult Male</u>	<u>Adult Female</u>	<u>County</u>	<u>Adult Male</u>	<u>Adult Female</u>
Adams	4	1	Hendricks	4	1	Pike	0	0
Allen	18	0	Henry**	0	0	Porter	2	0
Bartholomew	1	0	Howard	1	1	Posey	0	0
Benton	0	0	Huntington	0	0	Pulaski**	0	0
Blackford**	0	0	Jackson	3	0	Putnam**	1	0
Boone	0	0	Jasper	0	0	Randolph	0	0
Brown	0	0	Jay	7	0	Ripley	1	0
Carroll	0	0	Jefferson	5	1	Rush	0	0
Cass	0	0	Jennings	1	1	St. Joseph	6	1
Clark	9	0	Johnson	2	4	Scott	3	0
Clay	3	0	Knox**	0	0	Shelby	2	1
Clinton	2	1	Kosciusko	3	1	Spencer**	0	0
Crawford**	0	0	LaGrange	0	0	Starke	1	0
Daviess	0	0	Lake	14	0	Steuben	1	0
Dearborn	2	0	LaPorte	0	0	Sullivan	0	0
Decatur	0	0	Lawrence	1	0	Switzerland	1	0
DeKalb	0	1	Madison	4	0	Tippecanoe	2	0
Delaware	1	1	Marion	23	2	Tipton	0	0
Dubois	1	0	Marshall	1	0	Union	0	0
Elkhart	6	1	Martin	0	0	Vanderburgh	13	0
Fayette	0	1	Miami	5	0	Vermillion	2	0
Floyd	2	0	Monroe	2	0	Vigo	3	1
Fountain	1	0	Montgomery	2	0	Wabash	0	0
Franklin	0	0	Morgan	2	2	Warren	0	0
Fulton	0	0	Newton	0	0	Warrick	0	1
Gibson	1	0	Noble	1	1	Washington	0	1
Grant	1	0	Ohio	0	0	Wayne	4	0
Greene	0	0	Orange**	2	0	Wells**	0	1
Hamilton	1	0	Owen	0	0	White	1	0
Hancock	1	1	Parke	0	0	Whitley	0	0
Harrison**	0	0	Perry	1	0	Total	181	27

* Data is based on known frequencies reported by the counties; some county data may be missing

** County Jail Substance Abuse Programs

Source: Offender Movement□

Indiana Department of Correction
Table 9
Community Transition Program
Average Daily Populations

<u>Month</u>	<u>2014</u>	<u>2015</u>	<u>2016</u>	<u>2017</u>	<u>2018</u>
January	521	457	518	465	392
February	511	442	480	475	402
March	492	468	492	475	411
April	470	529	518	481	441
May	496	549	499	487	443
June	504	539	469	481	
July	494	539	491	445	
August	475	559	496	421	
September	479	538	509	400	
October	484	564	478	385	
November	482	528	470	389	
December	<u>475</u>	<u>522</u>	<u>461</u>	<u>372</u>	
YEARLY AVERAGE	490	519	490	440	418

Source: CTP Database and OIS Warmbody

Indiana Department Of Correction
Table 10
Community Transition Program
May 2018 Release Information (Felony Level A-D)

Total number of offenders eligible to be released =		283
Felony A and B total =	211	
Felony C total =	54	
Felony D total =	13	
Murder =	5	
Total number of offenders transitioned to counties for CTP =		67
By default (lack of response from judge)		
Felony A or B =	0	
Felony C =	6	
Felony D =	4	
By approval by court order from judge		
Felony A or B =	51	
Felony C =	5	
Felony D =	0	
Murder =	1	
Total number of offenders transitioned to counties then returned to DOC due to refusal (court ordered denial upon receipt of offender) =		0
Total number of court ordered denials =		143
Felony A or B =	98	
Felony C =	38	
Felony D =	6	
Murder =	1	
Total number of Felony A or B, or Murder denials by default (no response from judge) =		49
Total number of offenders who became ineligible after eligibility determined but prior to CTP commencement date (reasons include change in Earliest Possible Release Date, change in warrant status, released to probation or to parole, other miscellaneous) =		24
Felony A or B =	16	
Felony C =	5	
Felony D =	3	
Murder =	0	

Indiana Department Of Correction
Table 10
Community Transition Program
May 2018 Release Information (Felony Level 1-6)

Total number of offenders eligible to be released =		191
Felony 1 and 2 total =	4	
Felony 3 and 4 total =	63	
Felony 5 and 6 total =	124	
Total number of offenders transitioned to counties for CTP =		57
By default (lack of response from judge)		
Felony 1 and 2 total =	0	
Felony 3 and 4 total =	0	
Felony 5 and 6 total =	15	
By approval by court order from judge		
Felony 1 and 2 total =	3	
Felony 3 and 4 total =	16	
Felony 5 and 6 total =	23	
Total number of offenders transitioned to counties then returned to DOC due to refusal (court ordered denial upon receipt of offender) =		0
Total number of court ordered denials =		102
Felony 1 and 2 total =	0	
Felony 3 and 4 total =	26	
Felony 5 and 6 total =	76	
Total number of Felony 1 or 2 denials by default (no response from judge) =		0
Total number of offenders who became ineligible after eligibility determined but prior to CTP commencement date (reasons include change in Earliest Possible Release Date, change in warrant status, released to probation or to parole, other miscellaneous) =		18
Felony 1 and 2 total =	1	
Felony 3 and 4 total =	7	
Felony 5 and 6 total =	10	

Source: SAS - CTP2 Adms

Indiana Department of Correction
 Table 11
 Total Number of Felony Offenses
 Committed to the Indiana Department of Correction

May 2018

Felony Level	Primary Offense	Secondary Offense	May-18		This Calendar Year	
			SEX		SEX	
			F	M	F	M
Murder	Murder (35-42-1-1)		1	13	6	51
Murder Total			1	13	6	51

Felony Level	Primary Offense	Secondary Offense	May-18		This Calendar Year	
			SEX		SEX	
			F	M	F	M
A Felony	Burglary (35-43-2-1)		-	-	-	1
	Child Molesting (35-42-4-3)		-	8	6	44
	Criminal Deviate Conduct (35-42-4-2)		-	1	-	1
	Dealing Cocaine or Narcotic Drug (35-48-4-1)		-	1	1	17
	Dealing Methamphetamine (35-48-4-1.1)		-	1	3	7
	Dealing Sched I, II, or III Cntrld Sub (35-48-4-2)		-	3	-	8
	Possession of Cocaine or Narcotic Drug (35-48-4-6)		-	-	-	1
	Rape (35-42-4-1)		-	1	-	1
	Robbery (35-42-5-1)		-	-	-	1
	Voluntary Manslaughter (35-42-1-3)		-	-	1	-
B Felony Total			0	15	11	81

Felony Level	Primary Offense	Secondary Offense	May-18		This Calendar Year	
			SEX		SEX	
			F	M	F	M
B Felony	Aggravated Battery (35-42-2-1.5)		-	4	-	8
	Arson (35-43-1-1)		-	4	1	7
	Battery (35-42-2-1)		-	-	-	1
	Burglary (35-43-2-1)		-	22	5	91
	Carjacking (35-42-5-2)		-	-	-	4
	Child Molesting (35-42-4-3)		-	1	-	7
	Conspiracy (35-41-5-2)	Robbery (35-42-5-1)	-	1	-	1
	Criminal Confinement (35-42-3-3)		-	5	-	13
	Dealing Cocaine or Narcotic Drug (35-48-4-1)		3	9	12	56
	Dealing Methamphetamine (35-48-4-1.1)		9	7	24	62
	Dealing Sched I, II, or III Cntrld Sub (35-48-4-2)		2	8	23	36
	Dealing Sched IV Cntrld Sub (35-48-4-3)		-	1	-	2
	Fail to Stop Accident w/Injury (9-26-1-1)		-	-	-	1
	Felon in Possession of a Firearm (35-47-4-5)		-	4	-	18
	Incest (35-46-1-3)		-	-	-	2
	Neglect of a Dependent (35-46-1-4)		-	-	1	1
	Operating Vehicle Intoxicated/Death (9-30-5-5)		-	-	-	2
	Possession Methamphetamine (35-48-4-6.1)		-	1	1	5
	Possession of Cocaine or Narcotic Drug (35-48-4-6)		-	3	2	7
	Rape (35-42-4-1)		-	-	-	5
	Robbery (35-42-5-1)		-	13	-	54
	Security Fraud (23-19-5-1)		-	-	-	4
	Sexual Misconduct with a Minor (35-42-4-9)		1	5	4	20
	Stalking (35-45-10-5)		-	-	-	1
	Vicarious Sexual Gratification (35-42-4-5)		-	-	1	-
B Felony Total			15	88	74	408

Felony Level	Primary Offense	Secondary Offense	May-18		This Calendar Year	
			SEX		SEX	
			F	M	F	M
C Felony	Assisting a Criminal (35-44-3-2)		-	-	-	1
	Auto Theft, Receiving Stolen Parts (35-43-4-2.5)		-	-	-	2
	Battery (35-42-2-1)		-	2	2	15
	Battery by Bodily Waste (35-42-2-6)		-	-	1	1
	Burglary (35-43-2-1)		-	6	-	30
	Check Fraud (35-43-5-12)		-	-	-	1
	Child Exploitation (35-42-4-4)		-	-	-	1
	Child Molesting (35-42-4-3)		-	4	-	20
	Child Solicitation (35-42-4-6)		-	-	-	1
	Corrupt Business Influence (35-45-6-2)		1	1	1	5
	Criminal Confinement (35-42-3-3)		-	-	1	1
	Criminal Gang Enhancement (35-50-2-15)		-	-	-	1
	Criminal Recklessness (35-42-2-2)		-	1	-	5
	Dealing Marijuana, Hash Oil, or Hashish (35-48-4-10)		-	-	-	1
	Dealing Sched IV Controlled Substance (35-48-4-3)		-	-	2	4
	Dealing/Poss. Look-Alike Subs (35-48-4-4.6)		-	-	-	1
	Escape/Failure to Return (35-44-3-5)		-	-	-	2
	Failure to Register as a Sex Offender (11-8-8-17)		-	-	-	1

Felony Level	Primary Offense	Secondary Offense	May-18		This Calendar Year	
			SEX		SEX	
			F	M	F	M
C Felony (cont'd)	Firearm w/in One Mile of School (35-47-2-1)		-	2	-	4
	Forgery (35-43-5-2)		8	5	21	31
	Fraud on Financial Institution (35-43-5-8)		-	-	-	2
	Handgun Violation (35-47-2-7)		-	-	-	1
	Intimidation (35-45-2-1)		-	1	-	6
	Maintain Common Nuisance (35-48-4-13)		-	-	-	1
	Neglect of a Dependent (35-46-1-4)		-	1	1	6
	Non-Support of Dependent Child (35-46-1-5)		1	4	3	17
	Obliterating Handgun I.D. (35-47-2-18)		-	1	-	1
	Operating Vehicle w/Lifetime Suspension (9-30-10-17)		-	1	2	9
	Possession Methamphetamine (35-48-4-6.1)		-	-	4	1
	Possession of Cocaine or Narcotic Drug (35-48-4-6)		-	-	1	4
	Possession of Controlled Substance (35-48-4-7)		-	1	-	2
	Possession of Precursors (35-48-4-14.5)		-	-	1	2
	Possession/Use Legend Drug (16-42-19-27)		-	-	2	-
	Prisoner Poss. Dang Device/Material (35-44-3-9.5)		-	-	-	1
	Promoting Prostitution (35-45-4-4)		-	-	1	-
	Reckless Homicide (35-42-1-5)		-	-	-	1
	Robbery (35-42-5-1)		-	-	-	17
	Sexual Misconduct with a Minor (35-42-4-9)		-	-	1	4
Trafficking with an Inmate (35-44-3-9)		-	-	2	-	
Welfare Fraud (35-43-5-7)		1	-	2	-	
C Felony Total			11	30	48	203

Felony Level	Primary Offense	Secondary Offense	May-18		This Calendar Year		
			SEX		SEX		
			F	M	F	M	
D Felony	Auto Theft, Receiving Stolen Parts (35-43-4-2.5)		-	-	-	3	
	Battery (35-42-2-1)		1	-	1	5	
	Check Fraud (35-43-5-12)		-	-	-	1	
	Child Exploitation (35-42-4-4)		-	-	-	1	
	Child Pornography (35-42-4-4)		-	-	-	1	
	Child Seduction (35-42-4-7)		-	-	-	1	
	Child Solicitation (35-42-4-6)		-	-	-	1	
	Controlled Substance Registration (35-48-4-14)		-	-	-	2	
	Conversion (35-43-4-3)		-	-	-	1	
	Criminal Confinement (35-42-3-3)		-	-	-	2	
	Criminal Recklessness (35-42-2-2)		-	-	1	4	
	Dealing Marijuana, Hash Oil, or Hashish (35-48-4-10)		-	-	-	3	
	Dealing/Poss. Look-Alike Subs (35-48-4-11.5)		-	-	-	1	
	Dissemination of Matter Harmful to Minor (35-49-3-3)		-	-	1	-	
	Domestic Battery (35-42-2-1.3)		-	1	-	6	
	Driving While Suspended/Oper Veh HTV (9-30-10-16)		-	1	1	5	
	Fail to Stop Accident w/Injury (9-26-1-1)		-	-	-	2	
	Failure to Register as a Sex Offender (11-8-8-17)		-	-	-	2	
	Failure to Return to Lawful Detention (35-44-3-5)		-	-	1	4	
	Failure to Warn Comm Disease (35-42-1-9)		-	-	-	1	
	Fraud (35-43-5-4)		-	-	1	4	
	Intimidation (35-45-2-1)		-	1	-	2	
	Invasion of Privacy (35-46-1-15.1)		-	-	-	1	
	Maintaining a Common Nuisance (35-48-4-13)		1	-	3	4	
	Neglect of a Dependent (35-46-1-4)		-	-	3	1	
	Non-Support of a Child (35-46-1-5)		-	1	2	19	
	Obstruction of Justice (35-44-3-4)		-	-	-	1	
	Operating Vehicle Intox-Prior (9-30-5-3)		1	2	2	7	
	Operating Vehicle Intoxicated-Endanger (9-30-5-2)		-	-	-	2	
	Perjury (35-44-2-1)		-	-	-	1	
	Poss. of Marijuana, Hash Oil, or Hashish (35-48-4-11)		-	1	-	11	
	Possession - Syringe/Needle (16-42-19-18)		-	-	1	5	
	Possession of Cocaine or Narcotic Drug (35-48-4-6)		2	3	5	13	
	Possession of Controlled Substance (35-48-4-7)		1	1	3	12	
	Possession of Methamphetamine (35-48-4-6.1)		1	1	3	7	
	Possession of Paraphernalia (35-48-4-8.3)		-	-	-	2	
	Possession of Precursors (35-48-4-14.5)		-	1	5	5	
	Possession/Use of Legend Drug (16-42-19-13)		-	1	-	2	
	Residential Entry (35-43-2-1.5)		-	-	1	1	
	Resisting Law Enforcement (35-44-3-3)		1	-	1	6	
	Resisting Law Enforcement, Vehicle (35-44.1-3-1A)		-	1	-	1	
	Sexual Battery (35-42-4-8)		-	1	-	3	
	Stalking (35-45-10-5)		-	-	-	1	
	Strangulation (35-42-2-9)		-	-	-	2	
	Theft, Receiving Stolen Property (35-43-4-2)		2	12	16	68	
	Vicarious Sexual Gratification (35-42-4-5)		-	-	-	1	
	Violation-1935 Firearms (35-47-5-4.1)		-	1	-	2	
	D Felony Total			10	29	51	230

Felony Level	Primary Offense	Secondary Offense	May-18		This Calendar Year	
			SEX		SEX	
			F	M	F	M
Level 1 Felony	Aggravated Battery (35-42-2-1.5)		1	-	1	-
	Aiding, Inducing or Causing an Offense (35-41-2-4)	Murder (35-42-1-1)	-	-	-	1
	Attempt to Commit a Felony (35-41-5-1)	Child Molesting (35-42-4-3)	-	-	-	3
		Murder (35-42-1-1)	7	8	7	23
	Burglary (35-43-2-1)		-	-	1	2
	Child Molesting (35-42-4-3)		-	10	-	46
	Conspiracy (35-41-5-2)	Murder (35-42-1-1)	-	-	1	1
	Neglect of a Dependent/Death (35-46-1-4)		-	-	1	2
	Rape (35-42-4-1)		-	1	-	17
	Sex Misconduct w/ Minor (35-42-4-9)		-	-	-	1
Level 1 Felony Total			8	19	11	96

Felony Level	Primary Offense	Secondary Offense	May-18		This Calendar Year	
			SEX		SEX	
			F	M	F	M
Level 2 Felony	Aiding, Inducing or Causing an Offense (35-41-2-4)	Dealing Methamphetamine (35-48-4-1.1)	1	-	1	-
		Robbery (35-42-5-1)	-	1	-	1
	Attempt to Commit a Felony (35-41-5-1)	Burglary (35-43-2-1)	-	1	-	3
		Robbery (35-42-5-1)	-	-	2	2
	Battery (35-42-2-1)		-	-	-	1
	Burglary (35-43-2-1)		-	5	1	26
	Conspiracy (35-41-5-2)	Burglary (35-43-2-1)	-	-	-	1
		Deal Sched 1,2,3 Sub (35-48-4-2)	-	-	-	1
		Dealing Methamphetamine (35-48-4-1.1)	-	-	1	2
		Murder (35-42-1-1)	-	-	-	1
		Robbery (35-42-5-1)	-	-	-	1
			-	-	-	3
	Criminal Confinement (35-42-3-3)		1	11	3	53
	Dealing Cocaine or Narcotic Drug (35-48-4-1)		3	14	17	77
	Dealing Sched I, II, or III Cntrld Sub (35-48-4-2)		-	1	1	1
	Habitual Offender (35-50-2-8)		-	-	1	-
	Possession - Destruct Device (35-47.5-5-2)		-	-	-	1
	Robbery (35-42-5-1)		-	3	1	15
	Voluntary Manslaughter (35-42-1-3)		1	4	5	10
Level 2 Felony Total		6	40	33	199	

Felony Level	Primary Offense	Secondary Offense	May-18		This Calendar Year	
			SEX		SEX	
			F	M	F	M
Level 3 Felony	Accident/Failure to Stop-Serious Inj/Death (9-26-1-1.1)		-	2	-	4
	Aggravated Battery (35-42-2-1.5)		1	10	4	51
	Aiding, Inducing or Causing an Offense (35-41-2-4)	Criminal Confinement (35-42-3-3)	-	-	-	3
		Robbery (35-42-5-1)	-	2	6	4
	Attempt to Commit a Felony (35-41-5-1)	Aggravated Battery (35-42-2-1.5)	-	-	-	3
		Child Molesting (35-42-4-3)	-	1	-	1
		Rape (35-42-4-1)	-	-	-	1
		Robbery (35-42-5-1)	1	3	3	17
	Battery (35-42-2-1)		-	1	1	6
	Burglary (35-43-2-1)		-	2	1	7
	Child Molesting (35-42-4-3)		-	4	-	21
	Conspiracy (35-41-5-2)	Criminal Confinement (35-42-3-3)	-	1	-	1
		Dealing Methamphetamine (35-48-4-1.1)	-	-	2	2
		Robbery (35-42-5-1)	-	-	3	7
	Criminal Confinement (35-42-3-3)		-	3	3	30
		Firearm Enhancement (35-50-2-11)	-	-	-	1
	Criminal Gang Enhancement (35-50-2-15)		-	2	-	2
	Dealing Cocaine or Narcotic Drug (35-48-4-1)		-	4	2	41
	Dealing Methamphetamine (35-48-4-1.1)		-	10	12	44
	Dealing Sched I, II, or III Cntrld Sub (35-48-4-2)		1	-	1	2
	Dealing Sched IV Cntrld Sub (35-48-4-3)		-	-	1	-
	Human Sexual Trafficking (35-42-3.5-1)		-	-	-	1
	Kidnapping (35-42-3-2)		-	3	-	5
	Neglect of a Dependent/Death (35-46-1-4)		-	1	7	9
	Possession of Cocaine or Narcotic Drug (35-48-4-6)		-	1	1	7
	Possession of Methamphetamine (35-48-4-6.1)		1	6	4	16
	Rape (35-42-4-1)		-	7	-	19
	Resisting Law Enforcement (35-44.1-3-1)		-	-	1	3
	Robbery (35-42-5-1)		1	35	11	174
	Level 3 Felony Total		5	98	66	479

Felony Level	Primary Offense	Secondary Offense	May-18		This Calendar Year		
			SEX		SEX		
			F	M	F	M	
Level 4 Felony	Aiding, Inducing or Causing an Offense (35-41-2-4)	Burglary (35-43-2-1)	-	-	2	3	
	Arson (35-43-1-1)		-	1	1	11	
	Attempt to Commit a Felony (35-41-5-1)	Burglary (35-43-2-1)	-	-	-	4	
		Child Molesting (35-42-4-3)	-	-	-	1	
		Conspiracy (35-41-5-2)	-	-	-	1	
		Dealing Methamphetamine (35-48-4-1.1)	-	-	-	1	
	Burglary (35-43-2-1)		6	43	31	190	
	Child Exploitation (35-42-4-4)		-	-	-	1	
	Child Molesting (35-42-4-3)		-	18	-	65	
	Child Solicitation (35-42-4-6)		-	1	-	4	
	Conspiracy (35-41-5-2)	Arson (35-43-1-1)	-	-	-	1	
		Burglary (35-43-2-1)	-	-	-	4	
		Conspiracy (35-41-5-2)	-	-	1	1	
		Dealing Cocaine or Narcotic Drug (35-48-4-1)	-	-	-	1	
		Dealing Methamphetamine (35-48-4-1.1)	1	1	1	5	
		Dealing Sched 1,2,3 Sub (35-48-4-2)	-	-	-	1	
	Dealing Cocaine or Narcotic Drug (35-48-4-1)		5	11	12	61	
	Dealing Methamphetamine (35-48-4-1.1)		7	15	29	75	
	Dealing Sched I, II, or III Cntrld Sub (35-48-4-2)		-	-	3	2	
	Dealing Sched IV Controlled Substance (35-48-4-3)		-	-	-	1	
	Escape 35-44.1-3-4		-	-	-	1	
	Felon in Possession of a Firearm (35-47-4-5)		-	42	-	144	
	Human Sexual Trafficking (35-42-3.5-1)		-	1	-	1	
	Incest (35-46-1-3)		-	-	-	3	
	Manufacturing Meth (35-48-4-1.2)		-	-	1	3	
	Operating Vehicle Intoxicated/Death (9-30-5-5)		-	3	4	5	
		Habitual Offender Controlled Substance (35-50-2-10)	-	-	-	1	
	Pharmacy Robbery (35-42-5-1(b))		-	-	-	2	
	Possession of Cocaine or Narcotic Drug (35-48-4-6)		1	6	1	18	
	Possession of Dangerous Device (35-44.1-3-7)		-	-	-	1	
	Possession of Methamphetamine (35-48-4-6.1)		2	7	8	31	
	Robbery (35-42-5-1(1))		-	-	-	1	
	Sexual Battery (35-42-4-8)		-	3	-	3	
	Sexual Misconduct with a Minor (35-42-4-9)		-	5	3	30	
	Stalking (35-45-10-5)		-	-	-	1	
	Level 4 Felony Total			22	157	97	678

Felony Level	Primary Offense	Secondary Offense	May-18		This Calendar Year	
			SEX		SEX	
			F	M	F	M
Level 5 Felony	Accident/Failure to Stop-Serious Inj/Death (9-26-1-8)		-	-	1	3
	Aiding, Inducing or Causing an Offense (35-41-2-4)	Battery (35-42-2-1)	-	-	1	-
		Burglary (35-43-2-1)	-	-	-	1
		Dealing Cocaine or Narcotic Drug (35-48-4-1)	-	-	1	-
		Dealing in Methamphetamine (35-48-4-1.1)	-	-	2	1
		Robbery (35-42-5-1)	-	-	-	1
	Assisting a Criminal (35-44.1-2-5)		1	1	2	3
	Attempt to Commit a Felony (35-41-5-1)	Battery (35-42-2-1)	-	-	-	3
		Burglary (35-43-2-1)	-	1	-	4
		Child Exploitation (35-42-4-4)	-	1	-	1
		Escape (35-44.1-3-4)	1	1	2	1
		Fraud on Financial Institution (35-43-5-8)	-	-	-	1
		Robbery (35-42-5-1)	-	2	1	5
		Theft, Recv Stolen Prop (35-43-4-2)	-	-	-	1
		Trafficking with an Inmate (35-44.1-3-5)	-	-	1	-
	Auto Theft, Receiving Stolen Parts (35-43-4-2.5)		-	2	-	10
	Battery (35-42-2-1)		5	39	26	176
	Burglary (35-43-2-1)		1	45	13	190
	Child Exploitation (35-42-4-4)		-	1	-	16
	Child Pornography (35-42-4-4(C))		-	11	-	23
	Child Possession of a Firearm (35-47-10-5)		-	-	-	5
	Child Seduction (35-42-4-7)		-	-	1	2
	Child Solicitation (35-42-4-6)		-	2	-	9
	Conspiracy (35-41-5-2)	Battery (35-42-2-1)	1	-	1	-
		Burglary (35-43-2-1)	-	2	1	4
		Dealing Cocaine or Narcotic Drug (35-48-4-1)	-	-	1	-
		Dealing in Methamphetamine (35-48-4-1.1)	-	-	-	5
		Fraud on Financial Institution (35-43-5-8)	-	-	-	2
		Robbery (35-42-5-1)	-	1	-	1
		Trafficking with an Inmate (35-44.1-3-5)	-	-	2	2
	Controlled Substance Registration (35-48-4-14)		1	-	1	-
	Conversion (35-43-4-3)		-	-	-	1
	Corrupt Business Influence (35-45-6-2)		2	1	9	13
	Criminal Confinement (35-42-3-3)		-	9	-	33
	Criminal Recklessness (35-42-2-2)		-	-	-	19
	DWS/Oper Veh HTV (9-30-19-16)		-	-	-	1
	Dealing Cocaine or Narcotic Drug (35-48-4-1)		5	19	24	92
	Dealing Marijuana, Hash Oil, or Hashish (35-48-4-10)		-	3	-	13
	Dealing Methamphetamine (35-48-4-1.1)		3	19	17	81
	Dealing Sched I, II, or III Cntrld Sub (35-48-4-2)		-	1	4	6

Felony Level	Primary Offense	Secondary Offense	May-18		This Calendar Year	
			SEX		SEX	
			F	M	F	M
Level 5 Felony (cont'd)	Dealing Sched IV Cntrl'd Sub (35-48-4-3)		1	-	2	2
	Dealing in Methamphetamine (35-48-4-1.1)		8	19	34	104
	Dealing/Poss. Look-Alike Subs (35-48-4-4.6)		-	1	1	9
	Disarm/Attempt to Disarm an Officer (35-44.1-3-2)		-	-	1	2
	Domestic Battery (35-42-2-1.3)		-	16	3	71
	Escape (35-44.1-3-4)		1	11	5	26
	Fail to Stop Acc Death (9-26-1-1.1)		-	-	-	3
	Failure to Register as a Sex Offender (11-8-8-17)		-	8	1	40
	Firearm w/in One Mile of School (35-47-2-1)		-	33	1	176
	Fraud on Financial Institution (35-43-5-8)		1	1	6	22
	Incest (35-46-1-3)		-	-	-	5
	Intimidation (35-45-2-1)		-	10	2	54
	Involuntary Manslaughter (35-42-1-4)		-	1	-	2
	Kidnapping (35-42-3-2)		-	-	1	2
	Neglect of a Dependent/Death (35-46-1-4)		-	3	5	9
	Non-Support of Dependent Child (35-46-1-5)		-	-	-	4
	Obliterating Handgun I.D. (35-47-2-18)		-	-	-	5
	Oper Veh Aft Life Susp (9-30-10-17)		-	21	6	118
	Operating Vehicle Intoxicated/Death (9-30-5-5)		1	1	3	6
	Operating Vehicle Intoxicated/Injury (9-30-5-4)		-	2	4	6
	Possession - Destruct Device (35-47.5-5-2)		-	-	-	1
	Possession - Machine Gun or Bomb (35-47-5-8)		-	-	-	1
	Possession OF Dangerous Device (35-44.1-3-7)		-	1	-	1
	Possession of Cocaine or Narcotic Drug 35-48-4-6		2	12	10	45
	Possession of Precursors (35-48-4-14.5)		-	1	1	2
	Possession of Syringes or Needles (16-42-19-18)		4	3	21	26
	Possession/Use of Legend Drug (16-42-19-13)		-	-	-	2
	Promoting Prostitution (35-45-4-4)		-	-	-	2
	Reckless Homicide (35-42-1-5)		-	-	1	4
	Resisting Law Enforcement (35-44.1-3-1)		-	-	1	3
	Robbery (35-42-5-1)		1	19	5	63
	Sexual Misconduct with Service Provider (35.44.1-3-10)		-	1	-	1
	Sexual Misconduct with a Minor (35-42-4-9)		-	-	1	11
	Stalking (35-45-10-5)		-	2	-	6
	Theft, Receiving Stolen Property (35-43-4-2)		1	3	6	6
	Trafficking with an Inmate (35-44.1-3-5)		3	2	9	9
	Vicarious Sexual Gratification (35-42-4-5)		-	-	-	1
Level 5 Felony Total			43	332	241	1579

Felony Level	Primary Offense	Secondary Offense	May-18		This Calendar Year	
			SEX		SEX	
			F	M	F	M
Level 6 Felony	Accident/Failure to Stop-Serious Inj/Death (9-26-1-8)		-	1	-	1
	Aiding in Manufacture of Sch II Cont Subst (35-48-4-2)		1	-	2	1
	Aiding, Inducing or Causing an Offense (35-41-2-4)	Pointing a Firearm (35-47-4-3)	-	-	1	-
		Theft, Receiving Stolen Property (35-43-4-2)	1	-	1	-
	Arson (35-43-1-1)		-	2	-	3
	Assisting a Criminal (35-44.1-2-5)		-	1	1	3
	Auto Theft, Receiving Stolen Parts (35-43-4-2.5)		-	15	4	69
	Battery 35-42-2-1		3	5	12	54
	Check Deception (35-43-5-5)		-	-	-	1
	Check Fraud (35-43-5-12)		-	2	-	4
	Child Exploitation (35-42-4-4)		-	-	-	5
	Conspiracy (35-41-5-2)	Battery (35-42-2-1)	-	-	-	1
	Contrib Delinquency (35-46-1-8)		-	-	-	1
	Controlled Substance Registration (35-48-4-14)		-	-	-	4
	Conversion (35-43-4-3)		-	-	-	2
	Criminal Confinement (35-42-3-3)		-	4	-	11
	Criminal Confinement (35-42-3-3)		-	12	4	71
	Criminal Gang Activity (35-45-9-3)		-	-	-	1
	Criminal Mischief (35-43-1-2)		-	-	-	2
	Criminal Recklessness (35-42-2-2)		1	10	5	25
	Dealing Marijuana, Hash Oil, or Hashish (35-48-4-10)		-	-	-	5
	Dealing Marijuana, Hash Oil, or Hashish (35-48-4-2A-1)		-	2	1	2
	Dealing Sched I, II, or III Cntrl'd Sub (35-48-4-2(A))		-	-	-	1
	Dealing Sched IV Cntrl'd Sub (35-48-4-3)		-	1	1	5
	Dealing Subs. Represent as Cntrl'd Subs. (35-48-4-4.5)		-	-	-	2
	Dealing/Poss. Look-Alike Subs (35-48-4-10.5)		-	-	1	11
	Dealing/Poss. Look-Alike Subs (35-48-4-11.5)		-	-	1	8
	Dissemination of Matter Harmful to Minor (35-49-3-3)		-	1	-	1
	Escape 35-44.1-3-4		5	21	34	109
	Exploitation Endangering Adult (35-46-1-12)		1	-	1	-
	Fail to Reg Sex Off (11-8-8-17)		-	4	-	14
	Fail to Remit Money (6-3-4-8)		-	-	-	1
	Failure to Appear (35-44.1-2-9)		-	-	2	5
	Forgery, Counterfeiting, Application Fraud (35-43-5-2)		2	2	8	16
	Habitual Offender (35-50-2-8)		1	-	1	-
	Home Improvement Fraud (35-43-6-12)		-	1	-	1
	Identity Deception (35-43-5-3.5)		-	3	4	3
	Inappropriate Comm w/ Child by Off w/ Prior (35-42-4-13)		-	-	-	1

Felony Level	Primary Offense	Secondary Offense	May-18		This Calendar Year	
			SEX		SEX	
			F	M	F	M
Level 6 Felony (cont'd)	Insurance Fraud (35-43-5-4.5)		1	3	8	15
	Intimidation (35-45-2-1)		-	7	4	24
	Invasion of Privacy (35-46-1-15.1)		1	5	2	14
	Kidnapping (35-42-3-2)		-	-	-	2
	Maintain Common Nuisance (35-45-2-1(c))		1	3	4	14
	Maintaining Common Nuisance (35-48-4-13)		-	6	9	33
	Malicious Mischief Body F/W (35-45-16-2(c))		-	-	-	4
	Neglect of a Dependent/Death (35-46-1-4)		3	-	13	13
	Non-Support of Dependent Child (35-46-1-5)		-	2	-	8
	Obstruction of Justice (35-44.1-2-2)		-	3	1	10
	Oper Vehicle-Intox-Prev Conv (9-30-5-3)		-	3	3	15
		Habitual Offender Controlled Substance (35-50-2-10)	-	-	-	4
	Operating Vehicle Intoxicated-Contrlld Sub (9-30-5-1)		1	-	2	1
		Habitual Offender Controlled Substance (35-50-2-10)	1	-	1	-
	Operating Vehicle Intoxicated-Endanger (9-30-5-2)		1	3	8	14
		Habitual Offender Controlled Substance (35-50-2-10)	2	2	2	7
	Operating Vehicle Intoxicated/Injury (9-30-5-4)		1	2	1	11
	Operating Vehicle-Habitual Violation (9-30-10-16)		2	8	5	19
		Habitual Offender Controlled Substance (35-50-2-10)	-	-	-	1
	Pointing a Firearm (35-47-4-3)		-	2	-	16
	Poss Anabolic Steroid (16-42-19-19)		-	-	-	1
	Poss Precursors (35-48-4-14.5)		-	1	2	9
	Possession Sched IV Contrld Sub w/in 1,000 ft (35-48-4-7)		-	1	1	9
	Possession of Cocaine or Narcotic Drug (35-48-4-6)		9	17	26	70
	Possession of Marijuana (35-48-4-11)		-	-	-	1
	Possession of Methamphetamine (35-48-4-6.1)		13	22	49	150
	Possession of Syringes or Needles (16-42-19-18)		10	30	49	117
	Possession or Use of Legend Drug (16-42-19-13)		2	1	7	8
	Public Indecency (35-45-4-1)		-	-	-	2
	Residential Entry (35-43-2-1.5)		-	7	7	23
	Resisting Law Enforc (35-44.1-3-1)		-	15	8	81
	Sex Offender Residency Restrictions (35-42-4-11)		-	-	-	1
	Sex Offender without Identification (11-8-8-15)		-	-	-	1
	Sexual Battery (35-42-4-8)		-	1	-	2
	Stalking (35-45-10-5)		-	1	-	1
	Strangulation (35-42-2-9)		-	7	-	30
	Synthetic ID Deception (35-43-5-3.8)		1	1	3	3
	Theft, Receiving Stolen Property (35-43-4-2)		11	26	50	169
Level 6 Felony Total			75	266	349	1347

Felony Level	Primary Offense	Secondary Offense	May-18		This Calendar Year	
			SEX		SEX	
			F	M	F	M
Habitual Offender	Habitual Offender (35-50-2-8)		-	4	-	7
	Habitual Offender Controlled Substance (35-50-2-10)		-	-	1	2
Habitual Offender Total			0	4	1	9
Grand Total			196	1091	988	5360

Note: Offense data may not be available for all offenders at the time this table was prepared.

Only new commitments and probation violations are reported on this table.

Parole and Community Transition Program violators are excluded on this table.

Source: SAS - all.citations_mso.pgm

Indiana Department of Correction
 Table 12
 Number of New Admissions by Most Serious Offense
 Committed to the Indiana Department of Correction

May 2018

Felony Level	Primary Offense	Secondary Offense	May-18		This Calendar Year	
			SEX		SEX	
			F	M	F	M
A Felony	Burglary (35-43-2-1)		-	-	-	1
	Child Molesting (35-42-4-3)		-	5	2	24
	Dealing Cocaine or Narcotic Drug (35-48-4-1)		-	1	1	16
	Dealing Methamphetamine (35-48-4-1.1)		-	1	2	6
	Dealing Sched I, II, or III Cntrl'd Sub (35-48-4-2)		-	3	-	6
	Possession of Cocaine or Narcotic Drug (35-48-4-6)		-	-	-	1
	Robbery (35-42-5-1)		-	-	-	1
	Voluntary Manslaughter (35-42-1-3)		-	-	1	-
A Felony Total			0	10	6	55

Felony Level	Primary Offense	Secondary Offense	May-18		This Calendar Year	
			SEX		SEX	
			F	M	F	M
B Felony	Aggravated Battery (35-42-2-1.5)		-	3	-	7
	Arson (35-43-1-1)		-	2	1	5
	Battery (35-42-2-1)		-	-	-	1
	Burglary (35-43-2-1)		-	15	5	69
	Carjacking (35-42-5-2)		-	-	-	3
	Child Molesting (35-42-4-3)		-	-	-	5
	Criminal Confinement (35-42-3-3)		-	-	-	2
	Dealing Cocaine or Narcotic Drug (35-48-4-1)		2	7	8	44
	Dealing Methamphetamine (35-48-4-1.1)		8	7	22	57
	Dealing Sched I, II, or III Cntrl'd Sub (35-48-4-2)		2	7	18	27
	Dealing Sched IV Cntrl'd Sub (35-48-4-3)		-	1	-	2
	Fail to Stop Accident w/Injury (9-26-1-1)		-	-	-	1
	Felon in Possession of a Firearm (35-47-4-5)		-	3	-	16
	Incest (35-46-1-3)		-	-	-	1
	Neglect of a Dependent (35-46-1-4)		-	-	1	1
	Operating Vehicle Intoxicated/Death (9-30-5-5)		-	-	-	2
	Possession Methamphetamine (35-48-4-6.1)		-	1	1	4
	Possession of Cocaine or Narcotic Drug (35-48-4-6)		-	2	2	6
	Rape (35-42-4-1)		-	-	-	3
	Robbery (35-42-5-1)		-	6	-	37
	Security Fraud (23-19-5-1)		-	-	-	1
	Sexual Misconduct with a Minor (35-42-4-9)		1	1	2	12
	Stalking (35-45-10-5)		-	-	-	1
B Felony Total			13	55	60	307

Felony Level	Primary Offense	Secondary Offense	May-18		This Calendar Year	
			SEX		SEX	
			F	M	F	M
C Felony	Assisting a Criminal (35-44-3-2)		-	-	-	1
	Battery (35-42-2-1)		-	2	2	12
	Battery by Bodily Waste (35-42-2-6)		-	-	1	1
	Burglary (35-43-2-1)		-	3	-	21
	Child Exploitation (35-42-4-4)		-	-	-	1
	Child Molesting (35-42-4-3)		-	1	-	8
	Child Solicitation (35-42-4-6)		-	-	-	1
	Corrupt Business Influence (35-45-6-2)		1	1	1	5
	Criminal Confinement (35-42-3-3)		-	-	1	-
	Criminal Recklessness (35-42-2-2)		-	-	-	2
	Dealing Sched IV Controlled Substance (35-48-4-3)		-	-	2	3
	Escape/Failure to Return (35-44-3-5)		-	-	-	2
	Failure to Register as a Sex Offender (11-8-8-17)		-	-	-	1
	Firearm w/in One Mile of School (35-47-2-1)		-	2	-	4
	Forgery (35-43-5-2)		3	1	11	19
	Fraud on Financial Institution (35-43-5-8)		-	-	-	2
	Handgun Violation (35-47-2-7)		-	-	-	1
	Intimidation (35-45-2-1)		-	-	-	4
	Neglect of a Dependent (35-46-1-4)		-	1	1	3
	Non-Support of Dependent Child (35-46-1-5)		-	4	1	11
	Obliterating Handgun I.D. (35-47-2-18)		-	1	-	1
	Operating Vehicle w/Lifetime Suspension (9-30-10-17)		-	1	2	7
	Possession Methamphetamine (35-48-4-6.1)		-	-	3	1
	Possession of Cocaine or Narcotic Drug (35-48-4-6)		-	-	-	2
	Possession of Controlled Substance (35-48-4-7)		-	-	-	1
	Possession of Precursors (35-48-4-14.5)		-	-	1	1
	Possession/Use Legend Drug (16-42-19-27)		-	-	1	-
	Promoting Prostitution (35-45-4-4)		-	-	1	-
	Robbery (35-42-5-1)		-	-	-	12
	Sexual Misconduct with a Minor (35-42-4-9)		-	-	-	4
	Trafficking with an Inmate (35-44-3-9)		-	-	2	-
	Welfare Fraud (35-43-5-7)		1	-	2	-
	C Felony Total			5	17	32

Felony Level	Primary Offense	Secondary Offense	May-18		This Calendar Year	
			SEX		SEX	
			F	M	F	M
D Felony	Auto Theft, Receiving Stolen Parts (35-43-4-2.5)		-	-	-	1
	Battery (35-42-2-1)		-	-	-	1
	Child Exploitation (35-42-4-4)		-	-	-	1
	Controlled Substance Registration (35-48-4-14)		-	-	-	1
	Conversion (35-43-4-3)		-	-	-	1
	Criminal Confinement (35-42-3-3)		-	-	-	1
	Criminal Recklessness (35-42-2-2)		-	-	-	2
	Dealing Marijuana, Hash Oil, or Hashish (35-48-4-10)		-	-	-	2
	Dissemination of Matter Harmful to Minor (35-49-3-3)		-	-	1	-
	Domestic Battery (35-42-2-1.3)		-	1	-	3
	Driving While Suspended/Oper Veh HTV (9-30-10-16)		-	-	-	2
	Failure to Register as a Sex Offender (11-8-8-17)		-	-	-	1
	Failure to Return to Lawful Detention (35-44-3-5)		-	-	-	1
	Failure to Warn Comm Disease (35-42-1-9)		-	-	-	1
	Intimidation (35-45-2-1)		-	1	-	2
	Invasion of Privacy (35-46-1-15.1)		-	-	-	1
	Maintaining a Common Nuisance (35-48-4-13)		-	-	-	1
	Neglect of a Dependent (35-46-1-4)		-	-	-	1
	Non-Support of a Child (35-46-1-5)		-	1	2	7
	Obstruction of Justice (35-44-3-4)		-	-	-	1
	Operating Vehicle Intox-Prior (9-30-5-3)		1	1	2	5
	Operating Vehicle Intoxicated-Endanger (9-30-5-2)		-	-	-	1
	Poss. of Marijuana, Hash Oil, or Hashish (35-48-4-11)		-	1	-	5
	Possession - Syringe/Needle (16-42-19-18)		-	-	-	2
	Possession of Cocaine or Narcotic Drug (35-48-4-6)		-	-	-	4
	Possession of Controlled Substance (35-48-4-7)		1	1	2	2
	Possession of Methamphetamine (35-48-4-6.1)		1	1	1	3
	Possession of Precursors (35-48-4-14.5)		-	-	1	1
	Possession/Use of Legend Drug (16-42-19-13)		-	1	-	1
	Residential Entry (35-43-2-1.5)		-	-	1	-
	Resisting Law Enforcement (35-44-3-3)		-	-	-	2
	Resisting Law Enforcement, Vehicle (35-44.1-3-1A)		-	1	-	1
	Sexual Battery (35-42-4-8)		-	1	-	3
	Stalking (35-45-10-5)		-	-	-	1
	Theft, Receiving Stolen Property (35-43-4-2)		2	4	7	23
	Violation-1935 Firearms (35-47-5-4.1)		-	-	-	1
D Felony Total			5	14	17	86

Felony Level	Primary Offense	Secondary Offense	May-18		This Calendar Year	
			SEX		SEX	
			F	M	F	M
Level 1 Felony	Aggravated Battery (35-42-2-1.5)		1	-	1	-
	Aiding, Inducing or Causing an Offense (35-41-2-4)	Murder (35-42-1-1)	-	-	-	1
	Attempt to Commit a Felony (35-41-5-1)	Child Molesting (35-42-4-3)	-	-	-	2
		Murder (35-42-1-1)	2	3	2	8
	Burglary (35-43-2-1)		-	-	1	1
	Child Molesting (35-42-4-3)		-	6	-	34
	Conspiracy (35-41-5-2)	Murder (35-42-1-1)	-	-	1	1
	Neglect of a Dependent/Death (35-46-1-4)		-	-	1	2
	Rape (35-42-4-1)		-	1	-	6
	Sex Misconduct w/ Minor (35-42-4-9)		-	-	-	1
Level 1 Felony			3	10	6	56

Felony Level	Primary Offense	Secondary Offense	May-18		This Calendar Year	
			SEX		SEX	
			F	M	F	M
Level 2 Felony	Aiding, Inducing or Causing an Offense (35-41-2-4)	Dealing Methamphetamine (35-48-4-1.1)	1	-	1	-
		Robbery (35-42-5-1)	-	1	-	1
	Attempt to Commit a Felony (35-41-5-1)	Burglary (35-43-2-1)	-	1	-	2
		Robbery (35-42-5-1)	-	-	2	1
	Battery (35-42-2-1)		-	-	-	1
	Burglary (35-43-2-1)		-	4	1	22
	Conspiracy (35-41-5-2)	Burglary (35-43-2-1)	-	-	-	1
		Deal Sched 1,2,3 Sub (35-48-4-2)	-	-	-	1
		Dealing Methamphetamine (35-48-4-1.1)	-	-	1	2
		Robbery (35-42-5-1)	-	-	-	1
	Criminal Confinement (35-42-3-3)		-	-	-	3
	Dealing Cocaine or Narcotic Drug (35-48-4-1)		1	10	3	46
	Dealing Methamphetamine (35-48-4-1.1)		3	13	16	69
	Dealing Sched I, II, or III Cntrl'd Sub (35-48-4-2)		-	1	1	1
	Possession - Destruct Device (35-47.5-5-2)		-	-	-	1
	Robbery (35-42-5-1)		-	3	1	14
	Voluntary Manslaughter (35-42-1-3)		1	4	5	10
Level 2 Felony Total			6	37	31	176

Felony Level	Primary Offense	Secondary Offense	May-18		This Calendar Year		
			SEX		SEX		
			F	M	F	M	
Level 3 Felony	Accident/Failure to Stop-Serious Inj/Death (9-26-1-1.1)		-	2	-	4	
	Aggravated Battery (35-42-2-1.5)		1	9	4	48	
	Aiding, Inducing or Causing an Offense (35-41-2-4)	Criminal Confinement (35-42-3-3)	-	-	1	-	
		Robbery (35-42-5-1)	-	1	1	3	
	Attempt to Commit a Felony (35-41-5-1)	Aggravated Battery (35-42-2-1.5)	-	-	-	1	
		Rape (35-42-4-1)	-	-	-	1	
		Robbery (35-42-5-1)	1	1	2	9	
	Battery (35-42-2-1)		-	1	1	3	
	Burglary (35-43-2-1)		-	2	1	7	
	Child Molesting (35-42-4-3)		-	3	-	18	
	Conspiracy (35-41-5-2)	Dealing Methamphetamine (35-48-4-1.1)	-	-	2	2	
		Robbery (35-42-5-1)	-	-	-	3	
	Criminal Confinement (35-42-3-3)		-	2	1	14	
	Dealing Cocaine or Narcotic Drug (35-48-4-1)		-	4	1	32	
	Dealing Methamphetamine (35-48-4-1.1)		-	10	11	39	
	Dealing Sched I, II, or III Cntrld Sub (35-48-4-2)		1	-	1	1	
	Dealing Sched IV Cntrld Sub (35-48-4-3)		-	-	1	-	
	Human Sexual Trafficking (35-42-3.5-1)		-	-	-	1	
	Kidnapping (35-42-3-2)		-	3	-	4	
	Neglect of a Dependent/Death (35-46-1-4)		-	1	4	7	
	Possession of Cocaine or Narcotic Drug (35-48-4-6)		-	1	1	5	
	Possession of Methamphetamine (35-48-4-6.1)		-	5	3	13	
	Rape (35-42-4-1)		-	6	-	14	
	Resisting Law Enforcement (35-44.1-3-1)		-	-	1	3	
	Robbery (35-42-5-1)		1	27	9	128	
	Level 3 Felony Total			4	78	45	360

Felony Level	Primary Offense	Secondary Offense	May-18		This Calendar Year	
			SEX		SEX	
			F	M	F	M
Level 4 Felony	Aiding, Inducing or Causing an Offense (35-41-2-4)	Burglary (35-43-2-1)	-	-	2	3
	Arson (35-43-1-1)		-	1	1	9
	Attempt to Commit a Felony (35-41-5-1)	Conspiracy (35-41-5-2)	-	-	-	1
		Dealing Methamphetamine (35-48-4-1.1)	-	-	-	1
	Burglary (35-43-2-1)		6	38	25	161
	Child Exploitation (35-42-4-4)		-	-	-	1
	Child Molesting (35-42-4-3)		-	10	-	40
	Child Solicitation (35-42-4-6)		-	-	-	3
	Conspiracy (35-41-5-2)	Arson (35-43-1-1)	-	-	-	1
		Burglary (35-43-2-1)	-	-	-	1
		Conspiracy (35-41-5-2)	-	-	1	1
		Dealing Cocaine or Narcotic Drug (35-48-4-1)	-	-	-	1
		Dealing Methamphetamine (35-48-4-1.1)	1	1	1	5
		Dealing Sched 1,2,3 Sub (35-48-4-2)	-	-	-	1
	Dealing Cocaine or Narcotic Drug (35-48-4-1)		3	9	9	46
	Dealing Methamphetamine (35-48-4-1.1)		6	12	21	62
	Dealing Sched I, II, or III Cntrld Sub (35-48-4-2)		-	-	2	-
	Escape 35-44.1-3-4		-	-	-	1
	Felon in Possession of a Firearm (35-47-4-5)		-	34	-	111
	Human Sexual Trafficking (35-42-3.5-1)		-	1	-	1
	Manufacturing Meth (35-48-4-1.2)		-	-	1	3
	Operating Vehicle Intoxicated/Death (9-30-5-5)		-	2	2	4
		Habitual Offender Controlled Substance (35-50-2-10)	-	-	-	1
	Pharmacy Robbery (35-42-5-1(b))		-	-	-	1
	Possession of Cocaine or Narcotic Drug (35-48-4-6)		1	5	1	15
	Possession of Methamphetamine (35-48-4-6.1)		1	4	7	26
	Robbery (35-42-5-1(1))		-	-	-	1
	Sexual Battery (35-42-4-8)		-	3	-	3
	Sexual Misconduct with a Minor (35-42-4-9)		-	4	3	20
	Stalking (35-45-10-5)		-	-	-	1
Level 4 Felony Total			18	124	76	525

Felony Level	Primary Offense	Secondary Offense	May-18		This Calendar Year	
			SEX		SEX	
			F	M	F	M
Level 5 Felony	Accident/Failure to Stop-Serious Inj/Death (9-26-1-8)		-	-	1	3
	Aiding, Inducing or Causing an Offense (35-41-2-4)	Battery (35-42-2-1)	-	-	1	-
		Burglary (35-43-2-1)	-	-	-	1
		Dealing Cocaine or Narcotic Drug (35-48-4-1)	-	-	1	-
		Dealing in Methamphetamine (35-48-4-1.1)	-	-	2	1
	Assisting a Criminal (35-44.1-2-5)		1	1	2	1
	Attempt to Commit a Felony (35-41-5-1)	Battery (35-42-2-1)	-	-	-	2
		Burglary (35-43-2-1)	-	1	-	3
		Escape (35-44.1-3-4)	-	-	1	-
		Fraud on Financial Institution (35-43-5-8)	-	-	-	1
		Robbery (35-42-5-1)	-	1	1	3
		Theft, Recv Stolen Prop (35-43-4-2)	-	-	-	1

Felony Level	Primary Offense	Secondary Offense	May-18		This Calendar Year	
			SEX		SEX	
			F	M	F	M
Level 5 Felony (cont'd)	Auto Theft, Receiving Stolen Parts (35-43-4-2.5)		-	1	-	7
	Battery (35-42-2-1)		4	28	25	137
	Burglary (35-43-2-1)		1	38	7	142
	Child Exploitation (35-42-4-4)		-	1	-	8
	Child Pornography (35-42-4-4(C))		-	2	-	6
	Child Possession of a Firearm (35-47-10-5)		-	-	-	4
	Child Seduction (35-42-4-7)		-	-	1	2
	Child Solicitation (35-42-4-6)		-	2	-	9
	Conspiracy (35-41-5-2)	Battery (35-42-2-1)	1	-	1	-
		Burglary (35-43-2-1)	-	1	1	2
		Dealing in Methamphetamine (35-48-4-1.1)	-	-	-	4
		Fraud on Financial Institution (35-43-5-8)	-	-	-	1
		Robbery (35-42-5-1)	-	1	-	1
		Trafficking with an Inmate (35-44.1-3-5)	-	-	2	2
	Controlled Substance Registration (35-48-4-14)		1	-	1	-
	Conversion (35-43-4-3)		-	-	-	1
	Corrupt Business Influence (35-45-6-2)		2	1	9	12
	Criminal Confinement (35-42-3-3)		-	7	-	27
	Criminal Recklessness (35-42-2-2)		-	-	-	15
	DWS/Oper Veh HTV (9-30-19-16)		-	-	-	1
	Dealing Cocaine or Narcotic Drug (35-48-4-1)		5	13	18	61
	Dealing Marijuana, Hash Oil, or Hashish (35-48-4-10)		-	2	-	8
	Dealing Methamphetamine (35-48-4-1.1)		3	17	15	69
	Dealing Sched I, II, or III Cntrld Sub (35-48-4-2)		-	1	3	5
	Dealing Sched IV Cntrld Sub (35-48-4-3)		1	-	1	1
	Dealing in Methamphetamine (35-48-4-1.1)		7	16	31	84
	Dealing/Poss. Look-Alike Subs (35-48-4-4.6)		-	1	1	9
	Disarm/Attempt to Disarm an Officer (35-44.1-3-2)		-	-	1	1
	Domestic Battery (35-42-2-1.3)		-	13	3	62
	Escape (35-44.1-3-4)		-	8	4	20
	Fail to Stop Acc Death (9-26-1-1.1)		-	-	-	2
	Failure to Register as a Sex Offender (11-8-8-17)		-	7	1	37
	Firearm w/in One Mile of School (35-47-2-1)		-	27	1	139
	Fraud on Financial Institution (35-43-5-8)		1	1	6	12
	Incest (35-46-1-3)		-	-	-	5
	Intimidation (35-45-2-1)		-	8	2	29
	Involuntary Manslaughter (35-42-1-4)		-	1	-	2
	Kidnapping (35-42-3-2)		-	-	1	2
	Neglect of a Dependent/Death (35-46-1-4)		-	1	3	2
	Non-Support of Dependent Child (35-46-1-5)		-	-	-	3
	Obliterating Handgun I.D. (35-47-2-18)		-	-	-	4
	Oper Veh Aft Life Susp (9-30-10-17)		-	19	6	100
	Operating Vehicle Intoxicated/Death (9-30-5-5)		1	1	3	6
	Operating Vehicle Intoxicated/Injury (9-30-5-4)		-	2	2	4
	Possession - Destruct Device (35-47.5-5-2)		-	-	-	1
	Possession - Machine Gun or Bomb (35-47-5-8)		-	-	-	1
	Possession of Cocaine or Narcotic Drug 35-48-4-6		1	5	8	33
	Possession of Precursors (35-48-4-14.5)		-	1	1	2
	Possession of Syringes or Needles (16-42-19-18)		4	2	19	19
	Possession/Use of Legend Drug (16-42-19-13)		-	-	-	2
	Promoting Prostitution (35-45-4-4)		-	-	-	2
	Reckless Homicide (35-42-1-5)		-	-	1	3
	Resisting Law Enforcement (35-44.1-3-1)		-	-	-	2
	Robbery (35-42-5-1)		1	11	5	46
	Sexual Misconduct with Service Provider (35.44.1-3-10)		-	1	-	1
	Sexual Misconduct with a Minor (35-42-4-9)		-	-	-	8
	Stalking (35-45-10-5)		-	2	-	6
	Theft, Receiving Stolen Property (35-43-4-2)		1	3	5	5
	Trafficking with an Inmate (35-44.1-3-5)		2	2	7	8
	Vicarious Sexual Gratification (35-42-4-5)		-	-	-	1
Level 5 Felony Total			37	250	204	1204

Felony Level	Primary Offense	Secondary Offense	May-18		This Calendar Year	
			SEX		SEX	
			F	M	F	M
Level 6 Felony	Assisting a Criminal (35-44.1-2-5)		-	-	1	-
	Auto Theft, Receiving Stolen Parts (35-43-4-2.5)		-	3	3	17
	Battery 35-42-2-1		1	3	4	15
	Check Fraud (35-43-5-12)		-	1	-	1
	Contrib Delinquency (35-46-1-8)		-	-	-	1
	Criminal Confinement (35-42-3-3)		-	2	-	4
	Criminal Confinement (35-42-3-3)		-	3	2	23
	Criminal Mischief (35-43-1-2)		-	-	-	1
	Criminal Recklessness (35-42-2-2)		1	3	2	7
	Dealing Marijuana, Hash Oil, or Hashish (35-48-4-10)		-	-	-	1
	Dealing Marijuana, Hash Oil, or Hashish (35-48-4-2A-1)		-	1	-	1
	Dealing Sched IV Cntrld Sub (35-48-4-3)		-	-	-	1
	Dealing/Poss. Look-Alike Subs (35-48-4-10.5)		-	-	-	2
	Dealing/Poss. Look-Alike Subs (35-48-4-11.5)		-	-	-	4

Felony Level	Primary Offense	Secondary Offense	May-18		This Calendar Year	
			SEX		SEX	
			F	M	F	M
Level 6 Felony (cont'd)	Escape 35-44.1-3-4		1	10	9	28
	Fail to Reg Sex Off (11-8-8-17)		-	2	-	4
	Failure to Appear (35-44.1-2-9)		-	-	1	1
	Forgery, Counterfeiting, Application Fraud (35-43-5-2)		1	1	2	3
	Habitual Offender (35-50-2-8)		1	-	1	-
	Home Improvement Fraud (35-43-6-12)		-	1	-	1
	Identity Deception (35-43-5-3,5)		-	1	1	1
	Insurance Fraud (35-43-5-4,5)		-	1	-	6
	Intimidation (35-45-2-1)		-	-	1	1
	Invasion of Privacy (35-46-1-15.1)		1	-	1	4
	Maintain Common Nuisance (35-45-2-1(c))		-	-	-	1
	Maintaining Common Nuisance (35-48-4-13)		-	2	3	7
	Neglect of a Dependent/Death (35-46-1-4)		2	-	5	1
	Non-Support of Dependent Child (35-46-1-5)		-	-	-	4
	Obstruction of Justice (35-44.1-2-2)		-	-	1	1
	Oper Vehicle-Intox-Prev Conv (9-30-5-3)		-	2	1	7
		Habitual Offender Controlled Substance (35-50-2-10)	-	-	-	3
	Operating Vehicle Intoxicated-Contrld Sub (9-30-5-1)		1	-	2	1
	Operating Vehicle Intoxicated-Endanger (9-30-5-2)		1	2	5	7
		Habitual Offender Controlled Substance (35-50-2-10)	1	2	1	7
	Operating Vehicle-Habitual Violation (9-30-10-16)		1	2	3	3
		Habitual Offender Controlled Substance (35-50-2-10)	-	-	-	1
	Pointing a Firearm (35-47-4-3)		-	-	-	1
	Poss Precursors (35-48-4-14,5)		-	-	1	1
	Possession Sched IV Contrld Sub w/in 1,000 ft (35-48-4-7)		-	-	-	1
	Possession of Cocaine or Narcotic Drug (35-48-4-6)		2	4	9	16
	Possession of Marijuana (35-48-4-11)		-	-	-	1
	Possession of Methamphetamine (35-48-4-6.1)		7	8	19	60
	Possession of Syringes or Needles (16-42-19-18)		2	5	11	21
	Possession or Use of Legend Drug (16-42-19-13)		-	-	-	2
	Residential Entry (35-43-2-1.5)		-	2	4	5
	Resisting Law Enforc (35-44.1-3-1)		-	2	4	9
	Stalking (35-45-10-5)		-	1	-	1
	Strangulation (35-42-2-9)		-	1	-	9
	Synthetic ID Deception (35-43-5-3,8)		-	-	1	1
	Theft, Receiving Stolen Property (35-43-4-2)		6	8	26	62
Level 6 Felony Total			29	73	124	360

Felony Level	Primary Offense	Secondary Offense	May-18		This Calendar Year	
			SEX		SEX	
			F	M	F	M
Habitual Offender	Habitual Offender (35-50-2-8)		-	-	-	1
Habitual Offender Total			0	0	0	1

Felony Level	Primary Offense	Secondary Offense	May-18		This Calendar Year	
			SEX		SEX	
			F	M	F	M
Murder (35-42-1-1)	Murder (35-42-1-1)		1	8	5	41
Murder Total			1	8	5	41

Grand Total			May-18		This Calendar Year	
			SEX		SEX	
			F	M	F	M
			121	676	606	3302

Note: Offense data may not be available for all offenders at the time this table was prepared.
Only new commitments and probation violations are reported on this table.
Parole and Community Transition Program violators are excluded on this table.
Source: SAS - all.citations_mso.pgm

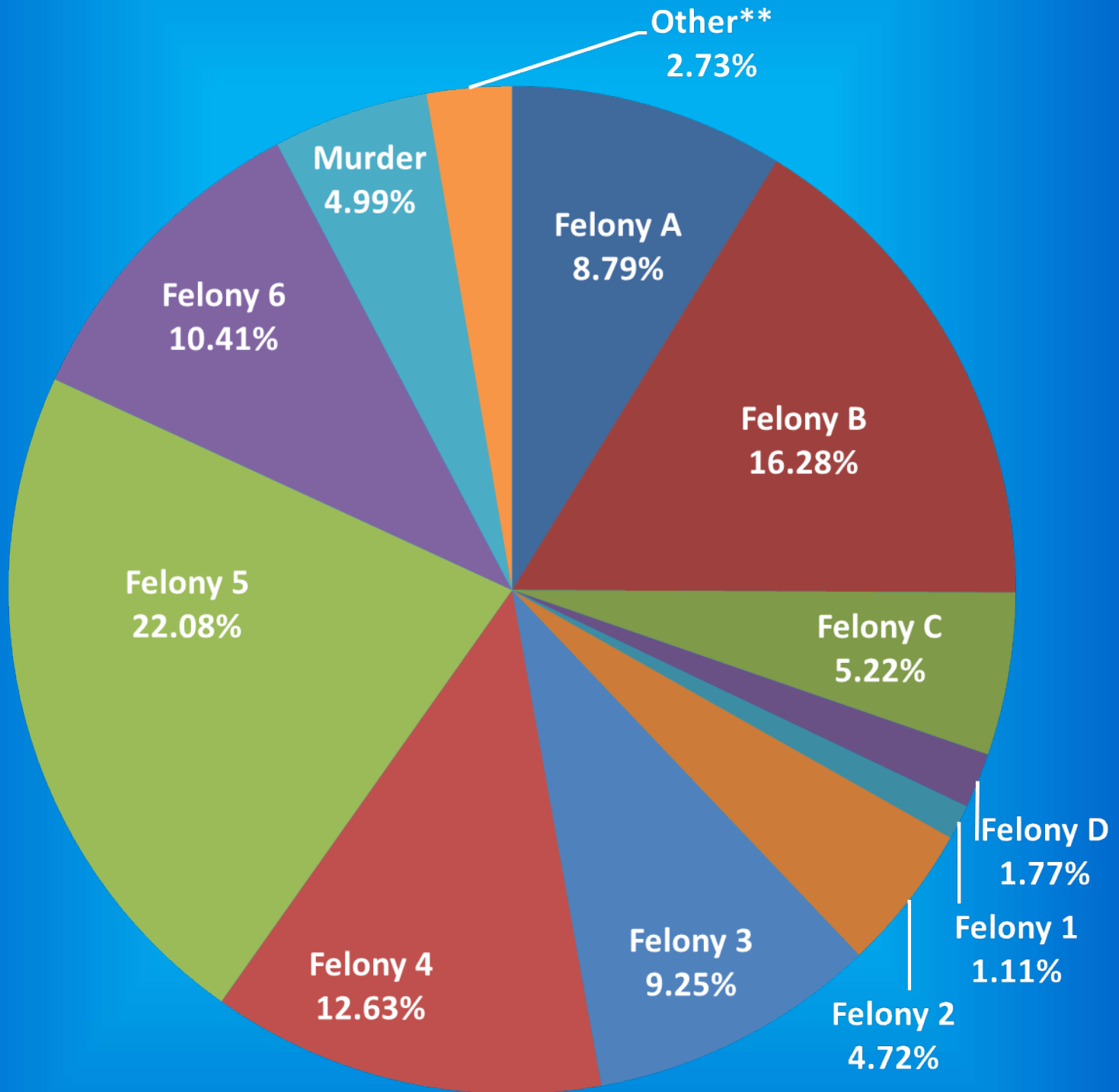
Indiana Department of Correction

Graph A

Female Population by Most Serious Offense Felony Level*

June 01, 2018

N = 2,520



* Includes Offenders Held in County Jails and Contracted Beds

** Other includes Safekeepers, Predispositions, Habitual Offenders, Misdemeanants, and Unknowns

Indiana Department of Correction

Graph B

Average Daily Adult Female Offender Populations
Calendar Year 2018



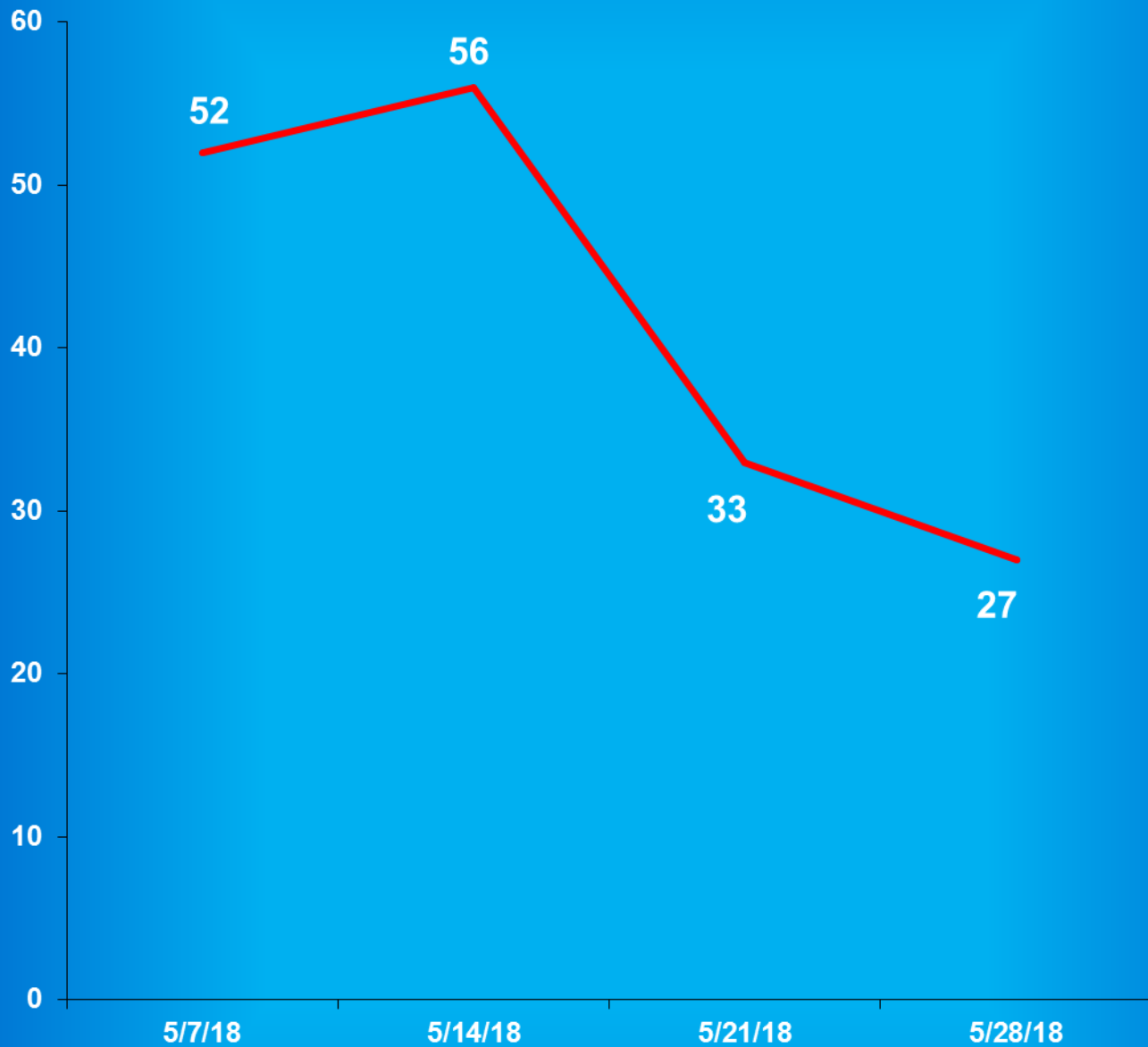
— Includes County Jail/Contract Beds — Excludes County Jail/Contract Beds

Indiana Department of Correction

Graph C

Adult Females Held in County Jails

May 2018



- Offenders held in county jails are newly sentenced offenders with completed court documents who are awaiting transfer to a DOC facility.

- Jail counts are a dynamic number that are affected by a variety of factors, including; sentencing trends, available DOC beds, and intake process completion.

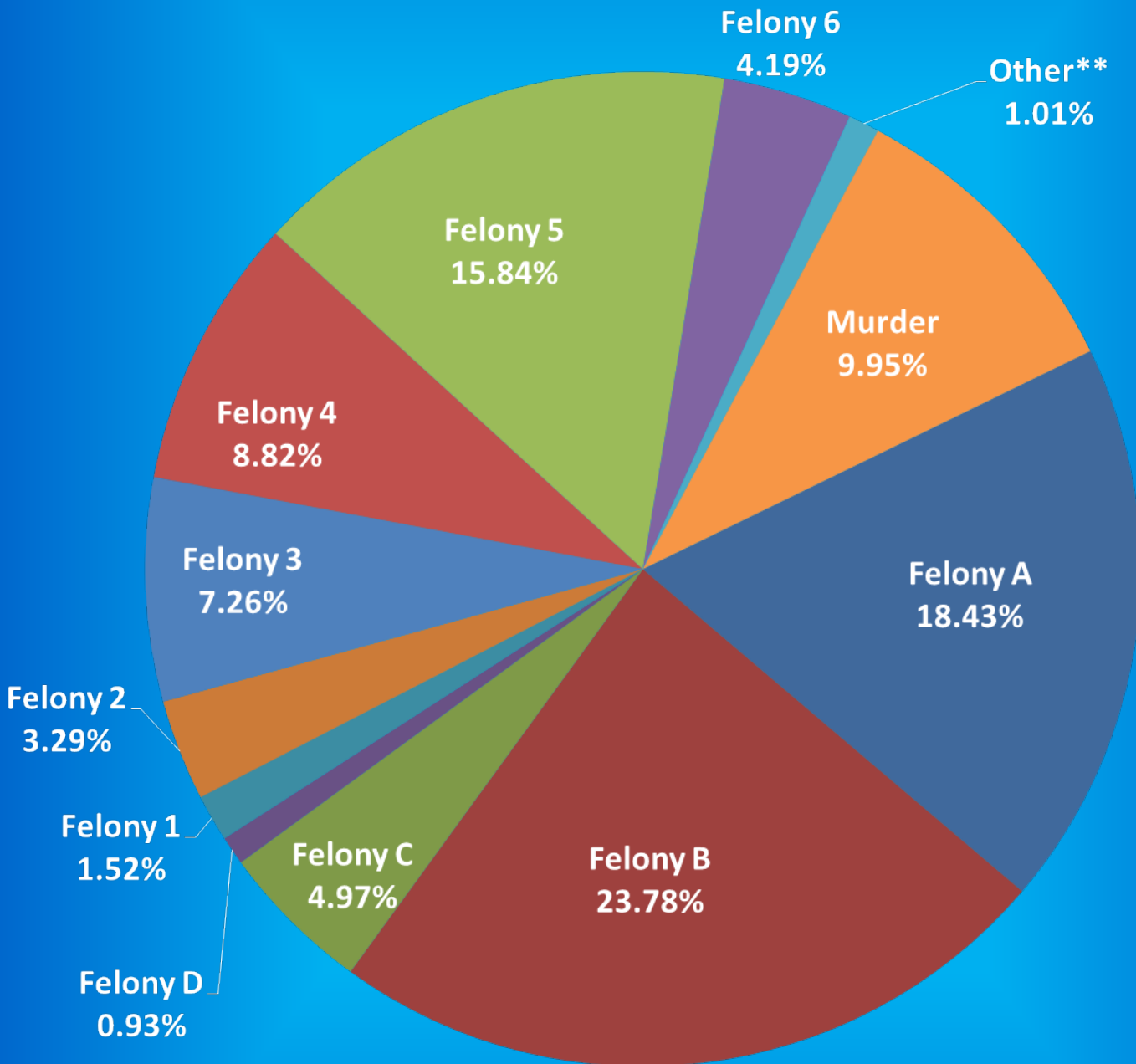
Indiana Department of Correction

Graph D

Male Population by Most Serious Offense Felony Level*

June 01, 2018

N = 24,028



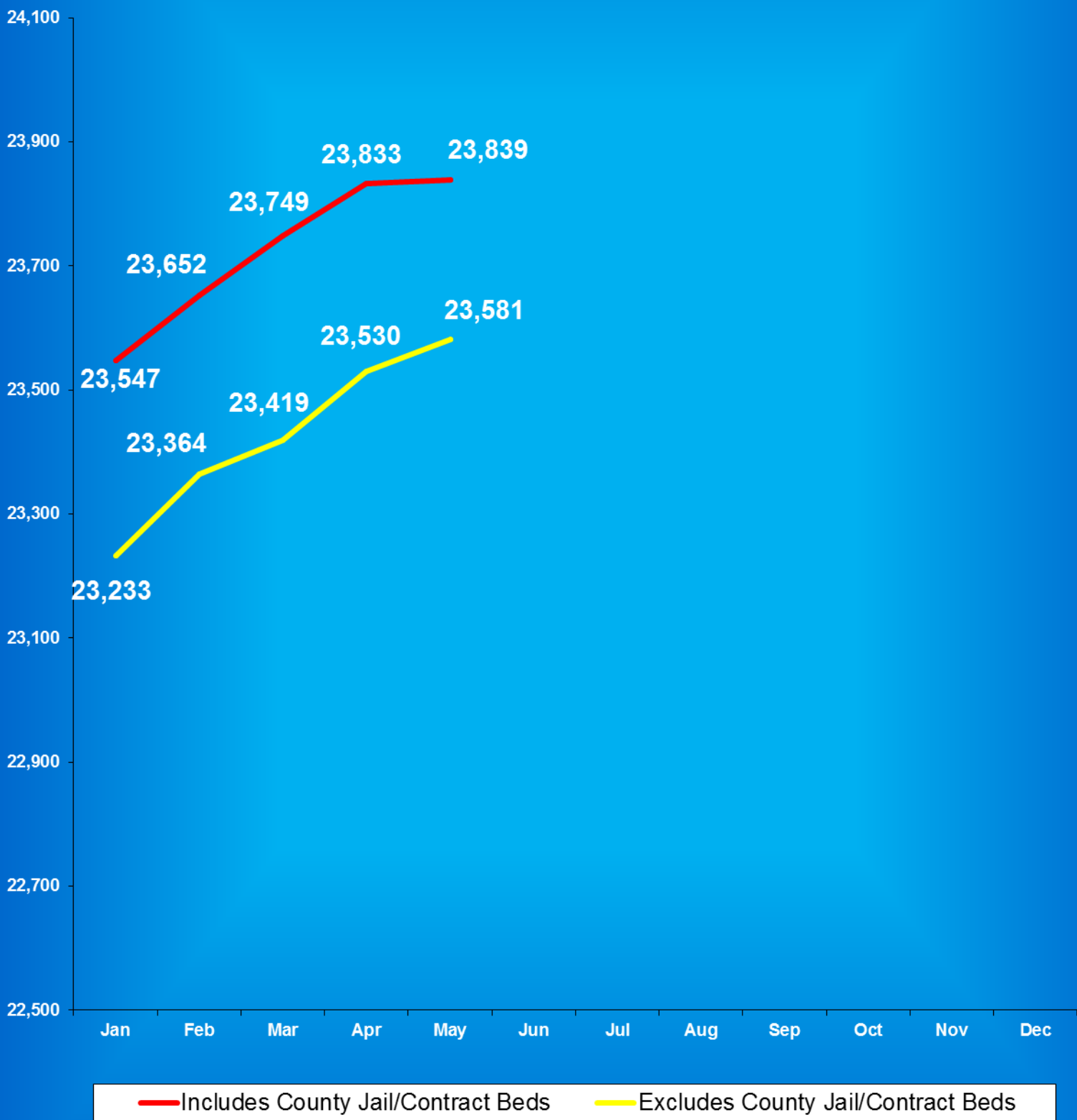
• Includes Offenders Held in County Jails and Contracted Beds

** Other includes Safekeepers, Predispositions, Habitual Offenders, Misdemeanants, and Unknowns

Indiana Department of Correction

Graph E

Average Daily Adult Male Offender Populations Calendar Year 2018

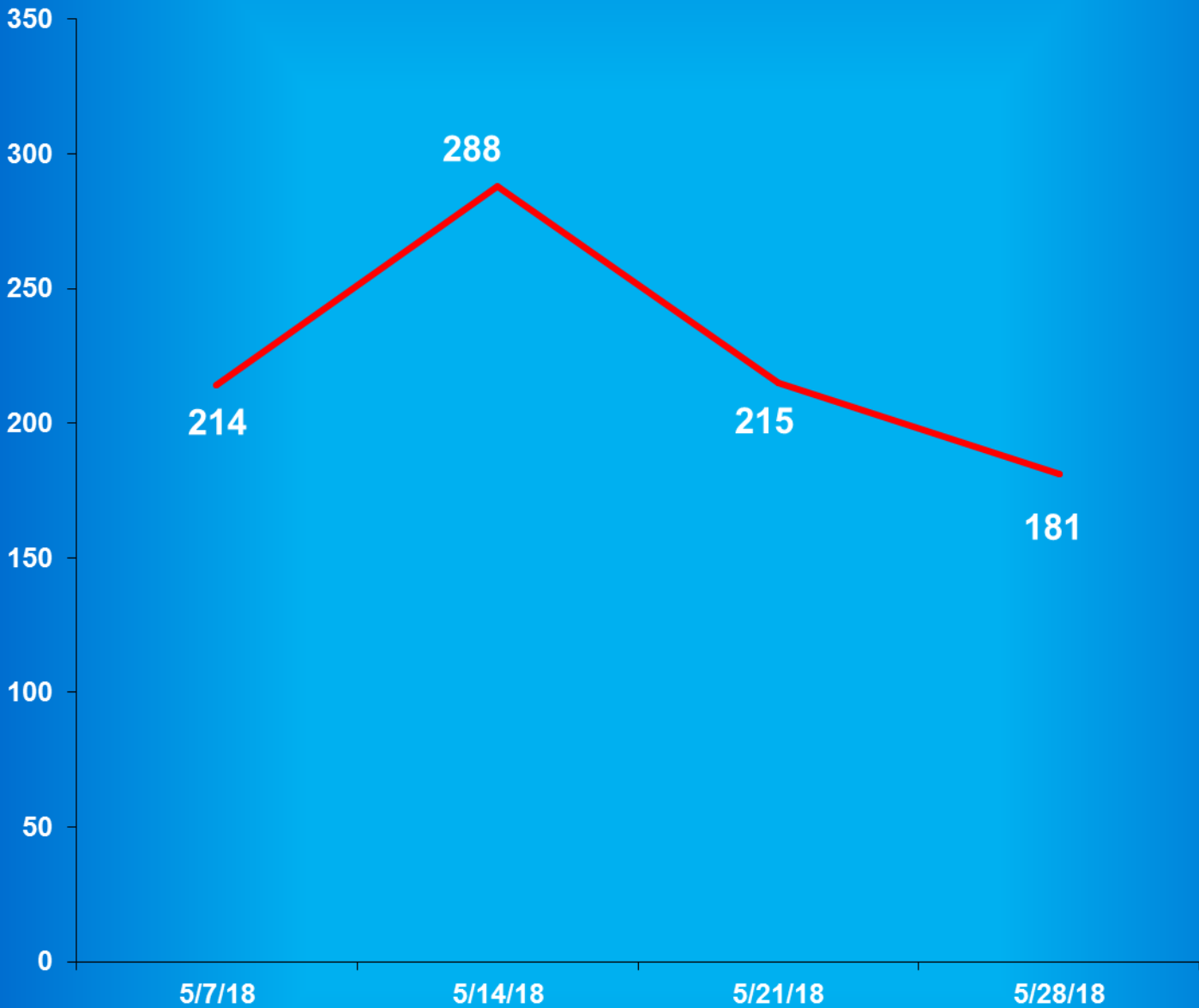


Indiana Department of Correction

Graph F

Adult Males Held in County Jails

May 2018



- Offenders held in county jails are newly sentenced offenders with completed court documents who are awaiting transfer to a DOC facility.

- Jail counts are a dynamic number that are affected by a variety of factors, including; sentencing trends, available DOC beds, and intake process completion.



Juvenile Offender Statistics



Indiana Department Of Correction
Table 13
Monthly Facility Admissions and Releases

Juvenile Offenders
May 2018

Admissions of All Juvenile Males

New Commitment	Re-Commitment	Parolee Return	Return From Escape	Diagnostics/Walk-Thrus
32	10	1	0	11

Releases of All Juvenile Males

Discharge	Parole	Escape	Diagnostics/Walk-Thrus
35	4	0	10

Admissions of All Juvenile Females

New Commitment	Re-Commitment	Parolee Return	Return From Escape	Diagnostics/Walk-Thrus
7	1	1	0	1

Releases of All Juvenile Females

Discharge	Parole	Escape	Diagnostics/Walk-Thrus
11	2	0	1

Sources:

SAS - mnthadm4_pgm_tbl13.pgm

SAS - mnthext4_pgm_tbl13.pgm

Indiana Department of Correction

Table 14

New Admissions by County of Commitment - Juveniles

May 2018

County	Admission Type			County	Admission Type		
	New Commits	Re Commits	Total		New Commits	Re Commits	Total
Adams	0	0	0	Madison	1	0	1
Allen	1	2	3	Marion	4	1	5
Bartholomew	0	0	0	Marshall	0	0	0
Benton	0	0	0	Martin	0	0	0
Blackford	0	0	0	Miami	1	0	1
Boone	0	0	0	Monroe	0	0	0
Brown	0	0	0	Montgomery	1	0	1
Carroll	0	0	0	Morgan	0	0	0
Cass	0	0	0	Newton	0	0	0
Clark	0	0	0	Noble	0	0	0
Clay	0	0	0	Ohio	0	0	0
Clinton	0	0	0	Orange	0	0	0
Crawford	0	0	0	Owen	0	0	0
Daviess	0	0	0	Parke	0	0	0
Dearborn	0	0	0	Perry	0	0	0
Decatur	1	0	1	Pike	0	0	0
DeKalb	0	0	0	Porter	2	0	2
Delaware	1	0	1	Posey	1	0	1
Dubois	1	0	1	Pulaski	0	0	0
Elkhart	2	2	4	Putnam	0	0	0
Fayette	0	0	0	Randolph	0	0	0
Floyd	0	1	1	Ripley	1	0	1
Fountain	0	0	0	Rush	0	0	0
Franklin	0	0	0	St. Joseph	3	0	3
Fulton	0	0	0	Scott	1	0	1
Gibson	1	0	1	Shelby	1	0	1
Grant	0	0	0	Spencer	1	0	1
Greene	0	0	0	Starke	0	0	0
Hamilton	1	0	1	Steuben	0	0	0
Hancock	3	0	3	Sullivan	0	0	0
Harrison	0	0	0	Switzerland	0	0	0
Hendricks	1	0	1	Tippecanoe	2	0	2
Henry	0	0	0	Tipton	0	0	0
Howard	0	0	0	Union	0	0	0
Huntington	0	0	0	Vanderburgh	3	1	4
Jackson	0	0	0	Vermillion	1	0	1
Jasper	0	0	0	Vigo	0	1	1
Jay	0	0	0	Wabash	0	0	0
Jefferson	0	0	0	Warren	0	0	0
Jennings	1	0	1	Warrick	0	0	0
Johnson	0	0	0	Washington	0	0	0
Knox	0	0	0	Wayne	0	1	1
Kosciusko	0	0	0	Wells	0	0	0
LaGrange	0	0	0	White	0	0	0
Lake	2	0	2	Whitley	0	0	0
LaPorte	0	0	0	Unknown	0	1	1
Lawrence	1	1	2	Totals	39	11	50

This data is based on most serious offense and excludes parole violations.

Source: Mnthadm4_pgm_tbl14.pgm

Indiana Department of Correction

Table 15

Monthly Releases by County of Commitment - Juveniles

May 2018

County	Release Type			County	Release Type		
	Discharge	Parole	Total		Discharge	Parole	Total
Adams	0	0	0	Madison	0	0	0
Allen	4	1	5	Marion	8	0	8
Bartholomew	0	0	0	Marshall	0	1	1
Benton	0	0	0	Martin	0	0	0
Blackford	0	0	0	Miami	0	0	0
Boone	0	0	0	Monroe	0	0	0
Brown	0	0	0	Montgomery	1	0	1
Carroll	1	0	1	Morgan	0	0	0
Cass	0	0	0	Newton	0	0	0
Clark	1	1	2	Noble	1	1	2
Clay	0	0	0	Ohio	0	0	0
Clinton	0	0	0	Orange	0	0	0
Crawford	0	0	0	Owen	0	0	0
Daviess	0	0	0	Parke	0	0	0
Dearborn	0	0	0	Perry	0	0	0
Decatur	0	0	0	Pike	0	0	0
DeKalb	1	0	1	Porter	0	0	0
Delaware	1	0	1	Posey	0	0	0
Dubois	0	0	0	Pulaski	0	0	0
Elkhart	1	0	1	Putnam	0	0	0
Fayette	0	0	0	Randolph	0	0	0
Floyd	0	0	0	Ripley	0	0	0
Fountain	0	0	0	Rush	0	0	0
Franklin	0	0	0	St. Joseph	4	0	4
Fulton	0	0	0	Scott	0	0	0
Gibson	0	0	0	Shelby	1	0	1
Grant	0	0	0	Spencer	0	0	0
Greene	1	0	1	Starke	0	0	0
Hamilton	0	0	0	Steuben	0	0	0
Hancock	0	0	0	Sullivan	0	0	0
Harrison	0	0	0	Switzerland	0	0	0
Hendricks	1	0	1	Tippecanoe	1	0	1
Henry	0	1	1	Tipton	0	0	0
Howard	1	0	1	Union	0	0	0
Huntington	0	0	0	Vanderburgh	5	1	6
Jackson	0	0	0	Vermillion	0	0	0
Jasper	0	0	0	Vigo	0	0	0
Jay	1	0	1	Wabash	0	0	0
Jefferson	0	0	0	Warren	0	0	0
Jennings	0	0	0	Warrick	0	0	0
Johnson	1	0	1	Washington	0	0	0
Knox	1	0	1	Wayne	0	0	0
Kosciusko	4	0	4	Wells	0	0	0
LaGrange	1	0	1	White	0	0	0
Lake	2	0	2	Whitley	1	0	1
LaPorte	1	0	1	Unknown	0	0	0
Lawrence	1	0	1	Totals	46	6	52

Some discharges may be releases to County Probation - data is unable to be separated.

Diagnostics and Escapes are excluded.

Source: Mnthext4_pgm_tbl15.pgm

Indiana Department of Correction
Table 16
Total Number of Committing Offenses for Juveniles
Committed to the Indiana Department of Correction

May 2018

OFFENSE (Citation Code)	NUMBER OF OFFENSES			
	This Month		This Calendar Year	
LEVEL I	Female	Male	Female	Male
Aggravated Battery (35-42-2-1.5)	0	0	0	0
Arson (35-43-1-1)	0	0	0	2
Battery (35-42-2-1)	1	2	5	13
Battery by Bodily Waste (35-42-2-6)	0	0	0	1
Burglary (35-43-2-1)	0	3	0	14
Carjacking (35-42-5-2)	0	0	0	0
Carrying Handgun w/o License (35-47-2-1)	0	1	0	3
Changing, Altering, Removing, Obliterating ID of Handgun (35-47-2-18)	0	0	0	0
Child Exploitation (35-42-4-4)	0	0	0	1
Child Molesting (35-42-4-3)	0	0	0	5
Child Seduction (35-42-4-7)	0	0	0	0
Child Selling (35-46-1-4)	0	0	0	0
Child Solicitation (35-42-4-6)	0	0	0	0
Child in Possession of Handgun (35-47-10-5)	0	0	0	4
Consumer Product Tampering (35-45-8-3)	0	0	0	0
Criminal Confinement (35-42-3-3)	0	0	0	3
Criminal Deviate Conduct (35-42-4-2)	0	0	0	0
Criminal Gang Intimidation (35-45-9-4)	0	0	0	0
Criminal Gang Recruitment	0	0	0	0
Criminal Recklessness (35-42-2-2)	0	1	1	7
Dangerous Possession of a Firearm (35-47-10-5)	0	3	0	15
Dealing in a Sawed-Off Shotgun (35-47-5-4.1)	0	0	0	0
Distribution of a Destructive Device (IC 35-47.5-5-5)	0	0	0	0
Domestic Battery (35-42-2-1.3)	1	1	1	6
Driving While Intoxicated Resulting in Death (9-30-5-5)	0	0	0	0
False Application for Handgun (35-47-2-8)	0	0	0	0
False, Altering Handgun License (35-47-2-22)	0	0	0	0
Feticide (35-42-1-6)	0	0	0	0
Handgun, False ID (35-47-2-17)	0	0	0	0
Incest (35-46-1-3)	0	0	0	0
Interference with Custody (35-42-3-4)	0	0	0	0
Intimidation (35-45-2-1)	0	0	0	0
Involuntary Manslaughter (35-42-1-4)	0	0	0	0
Kidnapping (35-42-3-2)	0	0	0	0
Murder (35-42-1-1)	0	0	0	0
Neglect of a Dependent (35-46-1-4)	0	0	0	0
Operation of a Machine Gun/Hurling a Bomb (35-47-5-9)	0	0	0	0
Overpass Mischief (35-42-2-5)	0	0	0	0
Pointing a Firearm (35-47-4-3)	0	0	0	3
Possession of Firearm on School Property (35-47-9-2)	0	0	0	1
Possession of a Machine Gun or Bomb (35-47-5-9)	0	0	0	0
Rape (35-42-4-1)	0	1	0	3
Reckless Homicide (35-42-1-5)	0	0	0	1
Resisting Law Enforcement (35-44-3-3)	0	0	0	0
Robbery (35-42-5-1)	0	5	1	16
Sell, Manufacture, Possess, Purchase Explosive (35-47-5-1)	0	0	0	0
Sell, Transfer, HIV Blood (35-42-1-7)	0	0	0	0
Selling, Transferring, Giving Handgun to Under 18 (35-47-2-7)	0	0	0	0
Sexual Battery (35-42-4-8)	0	2	0	3
Sexual Misconduct (35-44-1-5)	0	0	0	0
Sexual Misconduct with a Minor (35-42-4-9)	0	0	0	0

LEVEL I (cont'd)**NUMBER OF OFFENSES**

	This Month		This Calendar Year	
	Female	Male	Female	Male
Stalking (35-45-10-5)	0	0	0	0
Strangulation (35-42-2-9)	0	0	0	1
Unlawful Delivery of Confiscated Firearm (35-47-3-4)	0	0	0	0
Unlawful Use of Body Armor (35-47-5-13)	0	0	0	0
Unlawful Use of Stun Gun (35-47-8-5)	0	0	0	0
Vicarious Sexual Gratification (35-42-4-5)	0	0	0	0
Voluntary Manslaughter (35-42-1-3)	0	0	0	0
Sub-Total	2	19	8	102

LEVEL II

Assisting a Criminal (35-44-3-2)	0	0	0	0
Chinese Throwing Star (35-47-5-12)	0	0	0	0
Criminal Gang Activity (35-45-9-3)	0	0	0	0
Criminal Recklessness (35-42-2-2)	0	0	0	0
Dealing Anabolic Steroid (16-42-19-27)	0	0	0	0
Dealing Methamphetamine (35-48-4-1.1)	0	0	0	1
Dealing in Cocaine or Narcotic Drug (35-48-4-1)	0	0	0	0
Dealing in Marijuana, Hash Oil, or Hashish (35-48-4-10)	0	0	0	1
Dealing in a Schedule I, II, or III Controlled Substance (35-48-4-2)	0	0	0	2
Dealing in a Schedule IV Controlled Substance (35-48-4-3)	0	0	0	0
Dealing in a Schedule V Controlled Substance (35-48-4-4)	0	0	0	0
Dealing in a Substance Represented to be a Controlled Substance (35-48-4-4.5)	0	0	0	0
Delivery of Weapon to Intoxicated Person (35-47-4-1)	0	0	0	0
Disarming Law Enforcement Officer (35-44.1-3-2)	0	0	0	0
Escape/Failure to Return to Lawful Detention (35-44-3-5)	2	0	6	5
Inmate w/ Deadly Weapon (35-44.1-3-7)	0	0	0	0
Interference with Custody (35-42-3-4)	0	0	0	0
Intimidation (35-45-2-1)	0	3	4	18
Knife with Automatic Blade (35-47-5-2)	0	0	0	0
Loan Sharking (35-45-7-2)	0	0	0	0
Maintaining a Common Nuisance (35-48-4-13)	0	0	0	0
Manufacture, Distribution, Possession of a Substance Represented to be a Controlled Substance (35-48-4-4.6)	0	0	0	0
Neglect of a Dependent (35-46-1-4)	0	0	0	0
Poss Precursors w/ Intent to Manufacture Etc. (35-48-4-14.5)	0	0	0	0
Possession of a Controlled Substance (35-48-4-7)	0	0	0	0
Possession of a Knife on School Property (35-47-5-2.5)	0	0	0	1
Promoting Prostitution (35-45-4-4)	0	0	0	0
Purchase, Possession or Sale of Stun Gun (35-47-8-5)	0	0	0	0
Resisting Law Enforcement (35-44-3-3)	0	1	0	7
Rioting with a Deadly Weapon (35-45-1-2)	0	0	0	0
Sale, Possession, Use of Legend Drug (16-42-19-27)	0	0	0	0
Sexual Misconduct with a Minor (35-42-4-9)	0	0	0	0
Stalking (35-45-10-5)	0	0	0	0
Trafficking with an Inmate (35-44-3-9)	0	0	0	0
Use of Stun Gun in Commission of a Crime (35-47-8-5)	0	0	0	0
Sub-Total	2	4	10	35

LEVEL III

Accident /Failure to Stop (9-26-1-8)	0	0	0	0
Accident, Property Damage with Injury (9-26-1-8)	0	0	0	0
Altering or Damaging Computer (35-43-1-4)	0	0	0	0
Auto Theft, Receiving Stolen Parts (35-43-4-2.5)	0	1	1	10
Battery (35-42-2-1)	1	6	11	29
Battery by Bodily Waste (35-42-2-6)	0	0	0	1
Beastiality	0	0	0	0
Bribery (35-44-1-1)	0	0	0	0
Burglary (35-43-2-1)	0	0	0	0
Check Deception (35-43-5-5)	0	0	0	1

NUMBER OF OFFENSES

LEVEL III (cont'd)	This Month		This Calendar Year	
	Female	Male	Female	Male
Check Fraud (35-43-5-12)	0	0	0	0
Child Exploitation (35-42-4-4)	0	0	0	0
Controlled Substance Registration (35-48-4-14)	0	0	0	0
Conversion (35-43-4-3)	0	1	2	2
Criminal Mischief (35-43-1-2)	2	6	3	26
Criminal Recklessness (35-42-2-2)	0	0	1	0
Criminal Trespass (35-43-2-2)	1	1	1	8
Dealing in Altered Property (35-43-4-2.3)	0	0	0	0
Dealing in Marijuana, Hash Oil, or Hashish (35-48-4-10)	0	0	0	0
Dealing in Paraphernalia (35-48-4-8.5)	0	0	0	0
Dealing in a Schedule IV Controlled Substance (35-48-4-3)	0	0	0	0
Distribution of Material Harmful to Minor (35-49-3-3)	0	0	0	0
Escape/Failure to Return to Lawful Detention (35-44-3-5)	1	4	5	29
Failure to Appear (35-44-3-6)	0	0	0	0
False Reporting (35-44-2-2)	0	1	0	2
Forgery (35-43-5-2)	0	0	0	0
Fraud (35-43-5-4)	0	0	0	0
Fraud on Financial Institution (35-45-5-8)	0	0	0	0
Home Improvement Fraud (35-43-6-13)	0	0	0	0
Identity Deception (35-43-5-3.5)	0	0	0	1
Interference with Custody (35-42-3-4)	0	0	0	0
Interference with Reporting Crime (35-42-2-5)	0	0	0	0
Invasion of Privacy (35-46-1-15.1)	0	0	0	0
Kill Domestic Animal	0	0	0	0
Manufacture of Paraphernalia (35-48-4-8.1)	0	0	0	0
Nonsupport of Child (35-46-1-5)	0	0	0	0
Nonsupport of Spouse (35-46-1-6)	0	0	0	0
Obscene Performance (35-49-3-1)	0	0	0	0
Obstructing Fireman (35-44-3-8)	0	0	0	0
Obstructing Traffic (35-42-2-4)	0	0	0	0
Obstruction of Justice (35-44-3-4)	0	0	0	0
Operating Vehicle After Lifetime Forfeiture (9-30-10-17)	0	0	0	0
Operating Vehicle While Intoxicated (9-30-5-4)	0	0	0	0
Operating Vehicle While Intoxicated with Prior (9-30-5-3)	0	0	0	0
Patronizing a Prostitute (35-45-4-3)	0	0	0	0
Perjury (35-44-2-1)	0	0	0	0
Possession of Cocaine or Narcotic Drug (35-48-4-6)	0	0	0	1
Possession of Marijuana, Hash Oil, or Hashish (35-48-4-11)	0	0	0	0
Possession of Methamphetamines (35-48-4-6.1)	0	0	0	1
Possession of Paraphernalia (35-48-4-8.3)	0	0	0	0
Possession of a Controlled Substance (35-48-4-7)	0	0	0	1
Possession of a Syringe (16-42-19-18)	0	0	0	0
Possession/Use of Legend Drug (16-42-19-13)	0	0	0	0
Professional Gambling (35-45-5-3)	0	0	0	0
Profiting from Adoption (35-46-1-9)	0	0	0	0
Promoting Professional Gambling (35-45-5-4)	0	0	0	0
Promoting Prostitution (35-45-4-4)	0	0	0	0
Prostitution (35-45-4-2)	0	0	0	0
Public Indecency (35-45-4-1)	0	0	0	1
Public Nudity (35-45-4-1.5)	0	0	0	0
Railroad Mischief (35-42-2-5.5)	0	0	0	0
Receiving Stolen Auto Parts (35-43-4-2.5)	0	2	0	5
Receiving Stolen Property (35-43-4-2)	0	0	0	0
Residential Entry (35-43-2-1.5)	0	1	1	4
Resisting Law Enforcement (35-44-3-3)	0	5	6	20
Rioting (35-45-1-2)	0	1	0	1
Sale, Possession, Use of Legend Drug (16-42-19-27)	0	0	0	0
Selling, Distributing, Exhibiting Obscene Material (35-49-3-1)	0	0	0	0
Stalking (35-45-10-5)	0	0	0	0
Synthetic Drug (35-48-4-11.5)	0	0	0	0

NUMBER OF OFFENSES

LEVEL III (cont'd)	This Month		This Calendar Year	
	Female	Male	Female	Male
Theft (35-43-4-2)	1	11	3	38
Torture or Mutilation of Animal (35-46-3-12)	0	0	0	0
Trafficking with an Inmate (35-44-3-9)	0	0	0	0
Unauthorized Possession of Prescription Form (35-48-4-14)	0	0	0	0
Unlawful Entry of Motor Vehicle (35-43-4-2.7)	0	0	0	0
Voyeurism (35-45-4-5)	0	0	0	0
Welfare Fraud (35-43-5-7)	0	0	0	0
Sub-Total	6	40	34	181

LEVEL IV

Absence From Home Detention (35-38-2.5-10)	0	0	0	1
Accident/Failure to Stop (9-26-1-8)	0	0	0	3
Alcohol Violation (31-37-2-6)	0	0	0	1
Animal Cruelty (35-46-3-12)	0	0	0	0
Assisting a Criminal (35-44-3-2)	0	0	0	0
Beats Vertebrate Animal (35-46-3-12)	0	0	0	2
Check Deception (35-43-5-5)	0	0	0	0
Common Nuisance (35-48-4-13)	0	1	0	2
Computer Trespassing (35-43-2-3)	0	0	0	0
Counterfeiting Auto Registration (9-18-2-42)	0	0	0	0
Counterfeiting a Driver's License (9-24-18-7)	0	0	0	0
Curfew Violation (31-37-2-5)	0	0	0	2
Deception (35-43-5-3)	0	0	0	0
Deer Outside Hours (14-22-6-1)	0	0	0	0
Deer w/ Illegal Device (14-22-6-1)	0	0	0	0
Disorderly Conduct (35-45-1-3)	0	1	2	11
Dissemination of Material Harmful to Minor (35-49-3-3)	0	0	0	0
Driving While Intoxicated (9-11-2-3)	0	0	0	0
Driving with Suspended License (9-24-19-2)	0	0	0	0
Exploitation of Dependent/Endangered Adult (35-46-1-12)	0	0	0	0
Failure to Appear (35-44-3-6)	0	0	0	0
Failure to Disclose Recruitment (35-46-4-4)	0	0	0	0
Failure to Respond to Summons (35-44-3-6.5)	0	0	0	0
False Auto Registration (9-18-2-44)	0	0	0	0
False Identity Statement (35-44-2-6)	0	0	1	0
False Informing (35-44-2-2)	0	0	1	3
Flag Desecration (35-45-1-4)	0	0	0	0
Glue Sniffing (35-46-6-2)	0	0	0	0
Habitual Disobedience of Parent, Guardian, or Custodian (Incorrigible) (31-37-2-4)	0	0	0	1
Harassment (35-45-2-2)	0	0	0	1
Home Improvement Fraud (35-43-6-12)	0	0	0	0
Illegal Consumption of Alcohol (7.1-5-7-7)	0	1	0	6
Illegal Possession of Alcohol (7.1-5-7-7)	0	0	0	1
Impairment of ID Number (35-43-7-4)	0	0	0	0
Interference with Custody (35-42-3-4)	0	0	0	0
Interfering with Law Enforcement Animal (35-46-3-11)	0	0	0	0
Invasion of Privacy (35-46-1-15.1)	0	0	0	0
Leaving Home w/o Permission of Parent, Guardian or Custodian (Runaway) (31-37-2-2)	0	1	0	8
Maintaining a Common Nuisance (35-48-4-13)	0	0	0	0
Nitrous Oxide Distribution (35-46-6-3)	0	0	0	0
Obscene Performance (35-49-3-1)	0	0	0	0
Obstructing Medical Emergency (35-44-3-8.5)	0	0	0	0
Obstructing Traffic (35-42-2-4)	0	0	0	0
Official Misconduct (35-44.1-1-1)	0	0	0	0
Operating Vehicle While Intoxicated (9-30-5-2)	0	0	0	1
Operating Vehicle While Intoxicated/Cntrlrd Sub (9-30-5-1)	0	0	0	0
Operating Vehicle w/o License (9-24-18-1)	0	1	0	9
Operating Vehicle w/o Proof of Financial (9-25-8-2)	0	0	0	0
Operating Vehicle w/o Registration/Plates (9-18-2-43)	0	0	0	0

LEVEL IV (cont'd)	NUMBER OF OFFENSES			
	This Month		This Calendar Year	
	Female	Male	Female	Male
Possession of Marijuana, Hash Oil, or Hashish (35-48-4-11)	0	5	0	22
Possession of Paraphernalia (35-48-4-8.3)	0	1	0	11
Possession of Substance Represented to be a Controlled Substance (35-48-4-4.6)	0	0	0	0
Possession, Purchase, Accepting Tobacco (35-46-1-10.5)	0	0	0	0
Probation Violation	0	42	0	149
Public Intoxication (7.1-5-1-3)	0	0	1	0
Receiving Unidentified Property (35-43-7-5)	0	0	0	0
Reckless Driving (9-21-8-52)	0	0	0	4
Refusal to Aid Officer (35-44-3-7)	0	0	0	0
Refusal to Identify Self (34-28-5-3.5)	0	0	0	0
Selling, Distributing, Exhibiting Obscene Material (35-49-3-1)	0	0	0	0
Synthetic Drug (35-48-4-11.5)	0	0	0	0
Taking Deer/Turkey (14-22-6-1)	0	0	0	0
Tattooing a Minor (35-42-2-7)	0	0	0	0
Torture, Kill, Mutilate an Animal (35-46-3-12)	0	0	0	0
Unauthorized Possession of Prescription (35-48-4-14)	0	0	0	0
Unlawful Entry of Motor Vehicle (35-43-4-2.7)	1	1	1	3
Unlawful Gambling (35-45-5-2)	0	0	0	0
Unlawful Use of Railroad Right of Way (8-3-15-3)	0	0	0	0
Vending Machine Vandalism (35-43-4-7)	0	0	0	0
Violation Home Detention	0	0	0	0
Violation Suspended Commitment to DOC	0	0	0	0
Violation of Compulsory School Attendance Law (Truancy) (31-37-2-3)	0	0	0	0
Voyeurism (35-45-4-5)	0	0	0	0
Welfare Fraud (35-45-5-7)	0	0	0	0
	Sub-Total		6	241
	1	54		
GRAND TOTAL NUMBER OF OFFENSES	11	117	58	559

Indiana Department of Correction
Table 17
Number of Juvenile Offenders by Most Serious Offense
Committed to the Indiana Department of Correction

May 2018

MOST SERIOUS OFFENSE (Citation Code)	NUMBER OF JUVENILES			
	This Month		This Calendar Year	
LEVEL I	Female	Male	Female	Male
Aggravated Battery (35-42-2-1.5)	0	0	0	0
Arson (35-43-1-1)	0	0	0	2
Battery (35-42-2-1)	1	2	5	11
Battery by Bodily Waste (35-42-2-6)	0	0	0	1
Burglary (35-43-2-1)	0	3	0	14
Carjacking (35-42-5-2)	0	0	0	0
Carrying Handgun w/o License (35-47-2-1)	0	1	0	1
Changing, Altering, Removing, Obliterating ID of Handgun (35-47-2-18)	0	0	0	0
Child Exploitation (35-42-4-4)	0	0	0	1
Child Molesting (35-42-4-3)	0	0	0	4
Child Seduction (35-42-4-7)	0	0	0	0
Child Selling (35-46-1-4)	0	0	0	0
Child Solicitation (35-42-4-6)	0	0	0	0
Child in Possession of Handgun (35-47-10-5)	0	0	0	4
Consumer Product Tampering (35-45-8-3)	0	0	0	0
Criminal Confinement (35-42-3-3)	0	0	0	2
Criminal Deviate Conduct (35-42-4-2)	0	0	0	0
Criminal Gang Intimidation (35-45-9-4)	0	0	0	0
Criminal Gang Recruitment	0	0	0	0
Criminal Recklessness (35-42-2-2)	0	0	1	3
Dangerous Possession of a Firearm (35-47-10-5)	0	3	0	13
Dealing in a Sawed-Off Shotgun (35-47-5-4.1)	0	0	0	0
Distribution of a Destructive Device (IC 35-47.5-5-5)	0	0	0	0
Domestic Battery (35-42-2-1.3)	1	1	1	5
Driving While Intoxicated Resulting in Death (9-30-5-5)	0	0	0	0
False Application for Handgun (35-47-2-8)	0	0	0	0
False, Altering Handgun License (35-47-2-22)	0	0	0	0
Feticide (35-42-1-6)	0	0	0	0
Handgun, False ID (35-47-2-17)	0	0	0	0
Incest (35-46-1-3)	0	0	0	0
Interference with Custody (35-42-3-4)	0	0	0	0
Intimidation (35-45-2-1)	0	0	0	0
Involuntary Manslaughter (35-42-1-4)	0	0	0	0
Kidnapping (35-42-3-2)	0	0	0	0
Murder (35-42-1-1)	0	0	0	0
Neglect of a Dependent (35-46-1-4)	0	0	0	0
Operation of a Machine Gun/Hurling a Bomb (35-47-5-9)	0	0	0	0
Overpass Mischief (35-42-2-5)	0	0	0	0
Pointing a Firearm (35-47-4-3)	0	0	0	2
Possession of Firearm on School Property (35-47-9-2)	0	0	0	1
Possession of a Machine Gun or Bomb (35-47-5-9)	0	0	0	0
Rape (35-42-4-1)	0	1	0	2
Reckless Homicide (35-42-1-5)	0	0	0	1
Resisting Law Enforcement (35-44-3-3)	0	0	0	0
Robbery (35-42-5-1)	0	5	1	16
Sell, Manufacture, Possess, Purchase Explosive (35-47-5-1)	0	0	0	0
Sell, Transfer, HIV Blood (35-42-1-7)	0	0	0	0
Selling, Transferring, Giving Handgun to Under 18 (35-47-2-7)	0	0	0	0
Sexual Battery (35-42-4-8)	0	2	0	2
Sexual Misconduct (35-44-1-5)	0	0	0	0
Sexual Misconduct with a Minor (35-42-4-9)	0	0	0	0

NUMBER OF JUVENILES

LEVEL I (cont'd)	This Month		This Calendar Year	
	Female	Male	Female	Male
Stalking (35-45-10-5)	0	0	0	0
Strangulation (35-42-2-9)	0	0	0	1
Unlawful Delivery of Confiscated Firearm (35-47-3-4)	0	0	0	0
Unlawful Use of Body Armor (35-47-5-13)	0	0	0	0
Unlawful Use of Stun Gun (35-47-8-5)	0	0	0	0
Vicarious Sexual Gratification (35-42-4-5)	0	0	0	0
Voluntary Manslaughter (35-42-1-3)	0	0	0	0
	2	18	8	86

LEVEL II

Assisting a Criminal (35-44-3-2)	0	0	0	0
Chinese Throwing Star (35-47-5-12)	0	0	0	0
Criminal Gang Activity (35-45-9-3)	0	0	0	0
Criminal Recklessness (35-42-2-2)	0	0	0	0
Dealing Anabolic Steroid (16-42-19-27)	0	0	0	0
Dealing Methamphetamine (35-48-4-1.1)	0	0	0	1
Dealing in Cocaine or Narcotic Drug (35-48-4-1)	0	0	0	0
Dealing in Marijuana, Hash Oil, or Hashish (35-48-4-10)	0	0	0	1
Dealing in a Schedule I, II, or III Controlled Substance (35-48-4-2)	0	0	0	2
Dealing in a Schedule IV Controlled Substance (35-48-4-3)	0	0	0	0
Dealing in a Schedule V Controlled Substance (35-48-4-4)	0	0	0	0
Dealing in a Substance Represented to be a Controlled Substance (35-48-4-4.5)	0	0	0	0
Delivery of Weapon to Intoxicated Person (35-47-4-1)	0	0	0	0
Disarming Law Enforcement Officer (35-44.1-3-2)	0	0	0	0
Escape/Failure to Return to Lawful Detention (35-44-3-5)	2	0	6	5
Inmate w/ Deadly Weapon (35-44.1-3-7)	0	0	0	0
Interference with Custody (35-42-3-4)	0	0	0	0
Intimidation (35-45-2-1)	0	2	4	8
Knife with Automatic Blade (35-47-5-2)	0	0	0	0
Loan Sharking (35-45-7-2)	0	0	0	0
Maintaining a Common Nuisance (35-48-4-13)	0	0	0	0
Manufacture, Distribution, Possession of a Substance Represented to be a Controlled Substance (35-48-4-4.6)	0	0	0	0
Neglect of a Dependent (35-46-1-4)	0	0	0	0
Poss precursors w/intent to manufacture etc. (35-48-4-14.5)	0	0	0	0
Possession of a Controlled Substance (35-48-4-7)	0	0	0	0
Possession of a Knife on School Property (35-47-5-2.5)	0	0	0	0
Promoting Prostitution (35-45-4-4)	0	0	0	0
Purchase, Possession or Sale of Stun Gun (35-47-8-5)	0	0	0	0
Resisting Law Enforcement (35-44-3-3)	0	1	0	5
Rioting with a Deadly Weapon (35-45-1-2)	0	0	0	0
Sale, Possession, Use of Legend Drug (16-42-19-27)	0	0	0	0
Sexual Misconduct with a Minor (35-42-4-9)	0	0	0	0
Stalking (35-45-10-5)	0	0	0	0
Trafficking with an Inmate (35-44-3-9)	0	0	0	0
Use of Stun Gun in Commission of a Crime (35-47-8-5)	0	0	0	0
Sub-Total	2	3	10	22

LEVEL III

Accident /Failure to Stop (9-26-1-8)	0	0	0	0
Accident, Property Damage with Injury (9-26-1-8)	0	0	0	0
Altering or Damaging Computer (35-43-1-4)	0	0	0	0
Auto Theft, Receiving Stolen Parts (35-43-4-2.5)	0	0	0	3
Battery (35-42-2-1)	1	3	6	9
Beastiality	0	0	0	0
Bribery (35-44-1-1)	0	0	0	0
Burglary (35-43-2-1)	0	0	0	0
Check Deception (35-43-5-5)	0	0	0	1
Check Fraud (35-43-5-12)	0	0	0	0

NUMBER OF JUVENILES

LEVEL III (cont'd)	This Month		This Calendar Year	
	Female	Male	Female	Male
Child Exploitation (35-42-4-4)	0	0	0	0
Controlled Substance Registration (35-48-4-14)	0	0	0	0
Conversion (35-43-4-3)	0	1	0	1
Criminal Mischief (35-43-1-2)	0	2	0	8
Criminal Recklessness (35-42-2-2)	0	0	1	0
Criminal Trespass (35-43-2-2)	1	0	1	2
Dealing in Altered Property (35-43-4-2.3)	0	0	0	0
Dealing in Marijuana, Hash Oil, or Hashish (35-48-4-10)	0	0	0	0
Dealing in Paraphernalia (35-48-4-8.5)	0	0	0	0
Distribution of Material Harmful to Minor (35-49-3-3)	0	0	0	0
Escape/Failure to Return to Lawful Detention (35-44-3-5)	1	1	5	7
Failure to Appear (35-44-3-6)	0	0	0	0
False Reporting (35-44-2-2)	0	1	0	1
Forgery (35-43-5-2)	0	0	0	0
Fraud (35-43-5-4)	0	0	0	0
Fraud on Financial Institution (35-45-5-8)	0	0	0	0
Home Improvement Fraud (35-43-6-13)	0	0	0	0
Identity Deception (35-43-5-3.5)	0	0	0	1
Interference with Custody (35-42-3-4)	0	0	0	0
Interference with Reporting Crime (35-42-2-5)	0	0	0	0
Invasion of Privacy (35-46-1-15.1)	0	0	0	0
Kill Domestic Animal	0	0	0	0
Manufacture of Paraphernalia (35-48-4-8.1)	0	0	0	0
Nonsupport of Child (35-46-1-5)	0	0	0	0
Nonsupport of Spouse (35-46-1-6)	0	0	0	0
Obscene Performance (35-49-3-1)	0	0	0	0
Obstructing Fireman (35-44-3-8)	0	0	0	0
Obstructing Traffic (35-42-2-4)	0	0	0	0
Obstruction of Justice (35-44-3-4)	0	0	0	0
Operating Vehicle After Lifetime Forfeiture (9-30-10-17)	0	0	0	0
Operating Vehicle While Intoxicated (9-30-5-4)	0	0	0	0
Operating Vehicle While Intoxicated with Prior (9-30-5-3)	0	0	0	0
Patronizing a Prostitute (35-45-4-3)	0	0	0	0
Perjury (35-44-2-1)	0	0	0	0
Possession of Cocaine or Narcotic Drug (35-48-4-6)	0	0	0	1
Possession of Marijuana, Hash Oil, or Hashish (35-48-4-11)	0	0	0	0
Possession of Methamphetamines (35-48-4-6.1)	0	0	0	1
Possession of Paraphernalia (35-48-4-8.3)	0	0	0	0
Possession of a Controlled Substance (35-48-4-7)	0	0	0	1
Possession of a Syringe (16-42-19-18)	0	0	0	0
Possession/Use of Legend Drug (16-42-19-13)	0	0	0	0
Professional Gambling (35-45-5-3)	0	0	0	0
Profiting from Adoption (35-46-1-9)	0	0	0	0
Promoting Professional Gambling (35-45-5-4)	0	0	0	0
Promoting Prostitution (35-45-4-4)	0	0	0	0
Prostitution (35-45-4-2)	0	0	0	0
Public Indecency (35-45-4-1)	0	0	0	1
Public Nudity (35-45-4-1.5)	0	0	0	0
Railroad Mischief (35-42-2-5.5)	0	0	0	0
Receiving Stolen Property (35-43-4-2)	0	0	0	0
Residential Entry (35-43-2-1.5)	0	0	0	2
Resisting Law Enforcement (35-44-3-3)	0	1	2	5
Rioting (35-45-1-2)	0	0	0	0
Sale, Possession, Use of Legend Drug (16-42-19-27)	0	0	0	0
Selling, Distributing, Exhibiting Obscene Material (35-49-3-1)	0	0	0	0
Stalking (35-45-10-5)	0	0	0	0
Synthetic Drug (35-48-4-11.5)	0	0	0	0
Theft (35-43-4-2)	1	7	2	18
Torture or Mutilation of Animal (35-46-3-12)	0	0	0	0
Trafficking with an Inmate (35-44-3-9)	0	0	0	0

LEVEL III (Cont.)**NUMBER OF JUVENILES**

	This Month		This Calendar Year	
	Female	Male	Female	Male
Unauthorized Possession of Prescription Form (35-48-4-14)	0	0	0	0
Unlawful Entry of Motor Vehicle (35-43-4-2.7)	0	0	0	0
Voyeurism (35-45-4-5)	0	0	0	0
Welfare Fraud (35-43-5-7)	0	0	0	0
Sub-Total	4	16	17	62

LEVEL IV

Absence From Home Detention (35-38-2.5-10)	0	0	0	0
Accident/Failure to Stop (9-26-1-8)	0	0	0	0
Assisting a Criminal (35-44-3-2)	0	0	0	0
Beats Vertebrate Animal (35-46-3-12)	0	0	0	0
Check Deception (35-43-5-5)	0	0	0	0
Common Nuisance (35-48-4-13)	0	1	0	1
Computer Trespassing (35-43-2-3)	0	0	0	0
Counterfeiting Auto Registration (9-18-2-42)	0	0	0	0
Counterfeiting a Driver's License (9-24-18-7)	0	0	0	0
Curfew Violation (31-37-2-5)	0	0	0	0
Deception (35-43-5-3)	0	0	0	0
Disorderly Conduct (35-45-1-3)	0	1	2	6
Dissemination of Material Harmful to Minor (35-49-3-3)	0	0	0	0
Driving with Suspended License (9-24-19-2)	0	0	0	0
Exploitation of Dependent/Endangered Adult (35-46-1-12)	0	0	0	0
Failure to Appear (35-44-3-6)	0	0	0	0
Failure to Disclose Recruitment (35-46-4-4)	0	0	0	0
Failure to Respond to Summons (35-44-3-6.5)	0	0	0	0
False Auto Registration (9-18-2-44)	0	0	0	0
False Identity Statement (35-44-2-6)	0	0	1	0
False Informing (35-44-2-2)	0	0	1	1
Flag Desecration (35-45-1-4)	0	0	0	0
Glue Sniffing (35-46-6-2)	0	0	0	0
Habitual Disobedience of Parent, Guardian, or Custodian (Incorrigible) (31-37-2-4)	0	0	0	0
Harassment (35-45-2-2)	0	0	0	0
Home Improvement Fraud (35-43-6-12)	0	0	0	0
Illegal Consumption of Alcohol (7.1-5-7-7)	0	0	0	0
Illegal Possession of Alcohol (7.1-5-7-7)	0	0	0	0
Impairment of ID Number (35-43-7-4)	0	0	0	0
Interference with Custody (35-42-3-4)	0	0	0	0
Interfering with Law Enforcement Animal (35-46-3-11)	0	0	0	0
Invasion of Privacy (35-46-1-15.1)	0	0	0	0
Leaving Home w/o Permission of Parent, Guardian or Custodian (Runaway) (31-37-2-2)	0	0	0	0
Nitrous Oxide Distribution (35-46-6-3)	0	0	0	0
Obscene Performance (35-49-3-1)	0	0	0	0
Obstructing Medical Emergency (35-44-3-8.5)	0	0	0	0
Obstructing Traffic (35-42-2-4)	0	0	0	0
Operating Vehicle While Intoxicated (9-30-5-2)	0	0	0	1
Operating Vehicle While Intoxicated/Cntrl'd Sub (9-30-5-1)	0	0	0	0
Operating Vehicle w/o License (9-24-18-1)	0	1	0	1
Operating Vehicle w/o Proof of Financial (9-25-8-2)	0	0	0	0
Operating Vehicle w/o Registration/Plates (9-18-2-43)	0	0	0	0
Possession of Marijuana, Hash Oil, or Hashish (35-48-4-11)	0	1	0	5
Possession of Paraphernalia (35-48-4-8.3)	0	0	0	0
Possession of Substance Represented to be a Controlled Substance (35-48-4-4.6)	0	0	0	0
Possession, Purchase, Accepting Tobacco (35-46-1-10.5)	0	0	0	0
Probation Violation	0	0	0	0
Public Intoxication (7.1-5-1-3)	0	0	0	0
Receiving Unidentified Property (35-43-7-5)	0	0	0	0
Reckless Driving (9-21-8-52)	0	0	0	0
Refusal to Aid Officer (35-44-3-7)	0	0	0	0
Refusal to Identify Self (34-28-5-3.5)	0	0	0	0
Selling, Distributing, Exhibiting Obscene Material (35-49-3-1)	0	0	0	0

LEVEL IV (cont'd)	NUMBER OF JUVENILES			
	This Month		This Calendar Year	
	Female	Male	Female	Male
Synthetic Drug	0	0	0	0
Torture, Kill, Mutilate an Animal (35-46-3-12)	0	0	0	0
Unauthorized Possession of Prescription (35-48-4-14)	0	0	0	0
Unlawful Entry of Motor Vehicle (35-43-4-2.7)	0	0	0	1
Unlawful Gambling (35-45-5-2)	0	0	0	0
Unlawful Use of Railroad Right of Way (8-3-15-3)	0	0	0	0
Vending Machine Vandalism (35-43-4-7)	0	0	0	0
Violation Home Detention	0	0	0	0
Violation Suspended Commitment to DOC	0	0	0	0
Violation of Compulsory School Attendance Law (Truancy) (31-37-2-3)	0	0	0	0
Voyeurism (35-45-4-5)	0	0	0	0
Welfare Fraud (35-45-5-7)	0	0	0	0
Sub-Total	0	4	4	16
GRAND TOTAL NUMBER OF JUVENILES	8	41	39	186

Indiana Department of Correction
Table 18
Juvenile Female New Commitments

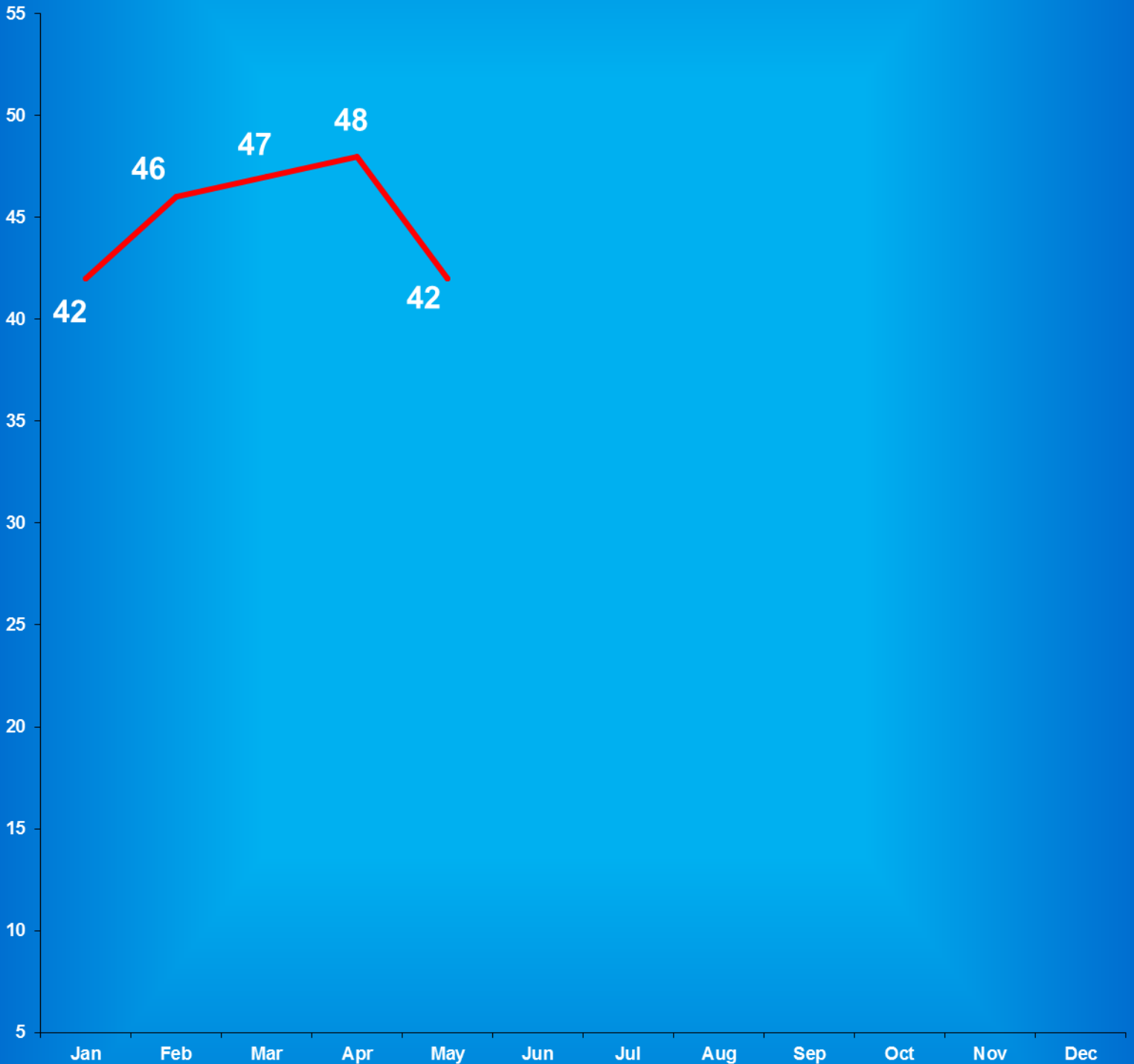
<u>Month</u>	<u>2014</u>	<u>2015</u>	<u>2016</u>	<u>2017</u>	<u>2018</u>
January	10	3	6	2	3
February	9	8	10	5	8
March	7	4	11	6	4
April	15	10	9	2	7
May	11	12	4	6	8
June	8	6	11	7	
July	14	5	4	8	
August	10	10	4	5	
September	5	13	7	8	
October	8	0	5	6	
November	5	11	6	7	
December	<u>13</u>	<u>11</u>	<u>5</u>	<u>12</u>	
TOTALS	115	93	82	74	30

Source: SAS - mnthadm4.pgm

Indiana Department of Correction

Graph G

Average Daily Juvenile Female Offender Populations
Calendar Year 2018



Indiana Department of Correction
Table 19
Juvenile Male New Commitments

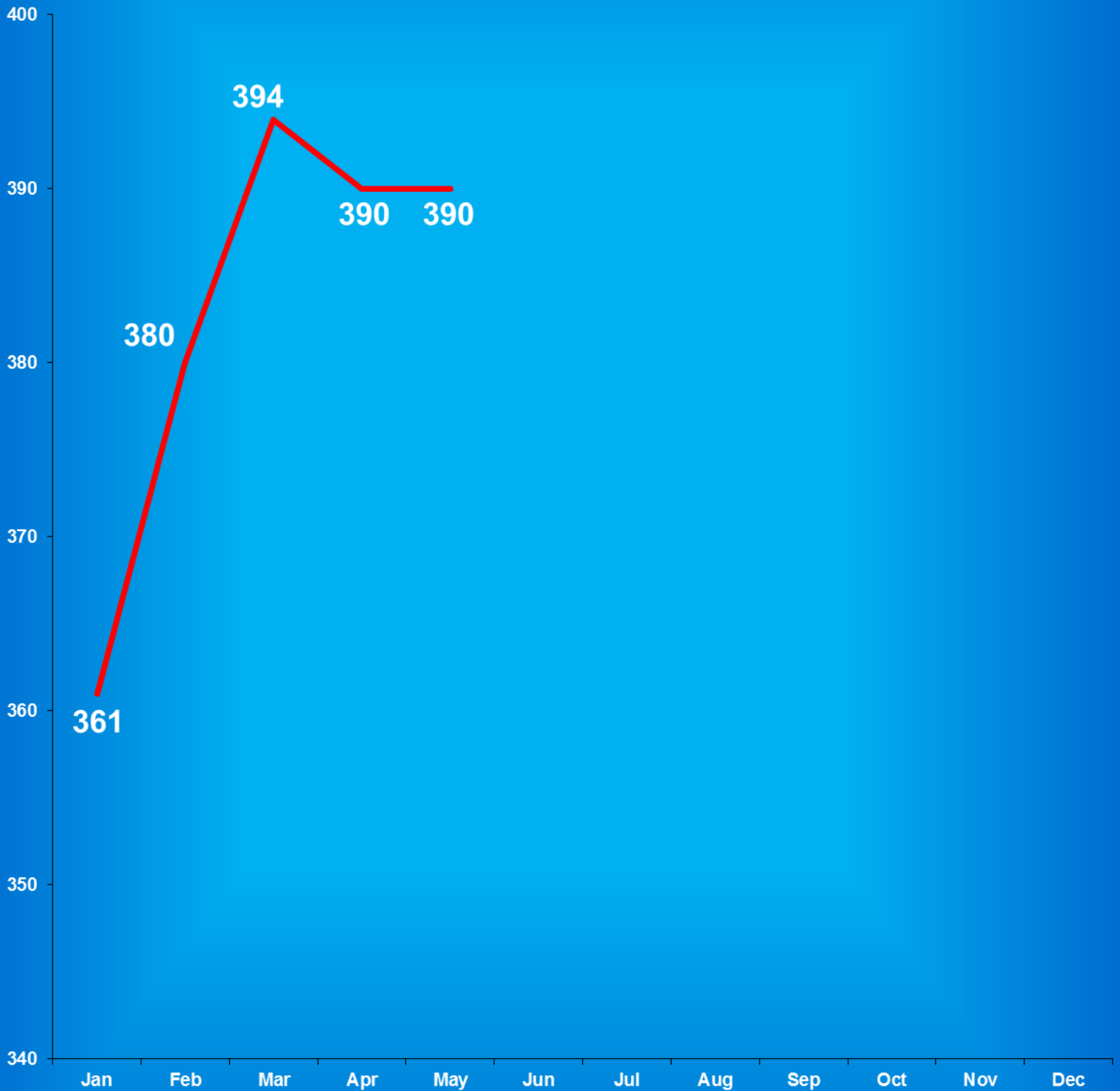
<u>Month</u>	<u>2014</u>	<u>2015</u>	<u>2016</u>	<u>2017</u>	<u>2018</u>
January	58	35	39	26	46
February	46	26	40	26	38
March	30	32	69	36	33
April	53	43	33	45	27
May	47	37	44	35	42
June	55	41	40	48	
July	46	50	29	40	
August	42	31	38	48	
September	43	42	36	43	
October	48	45	24	39	
November	40	41	28	48	
December	<u>40</u>	<u>40</u>	<u>30</u>	<u>34</u>	
TOTALS	548	463	450	468	186

Source: SAS - mnthadm4.pgm

Indiana Department of Correction

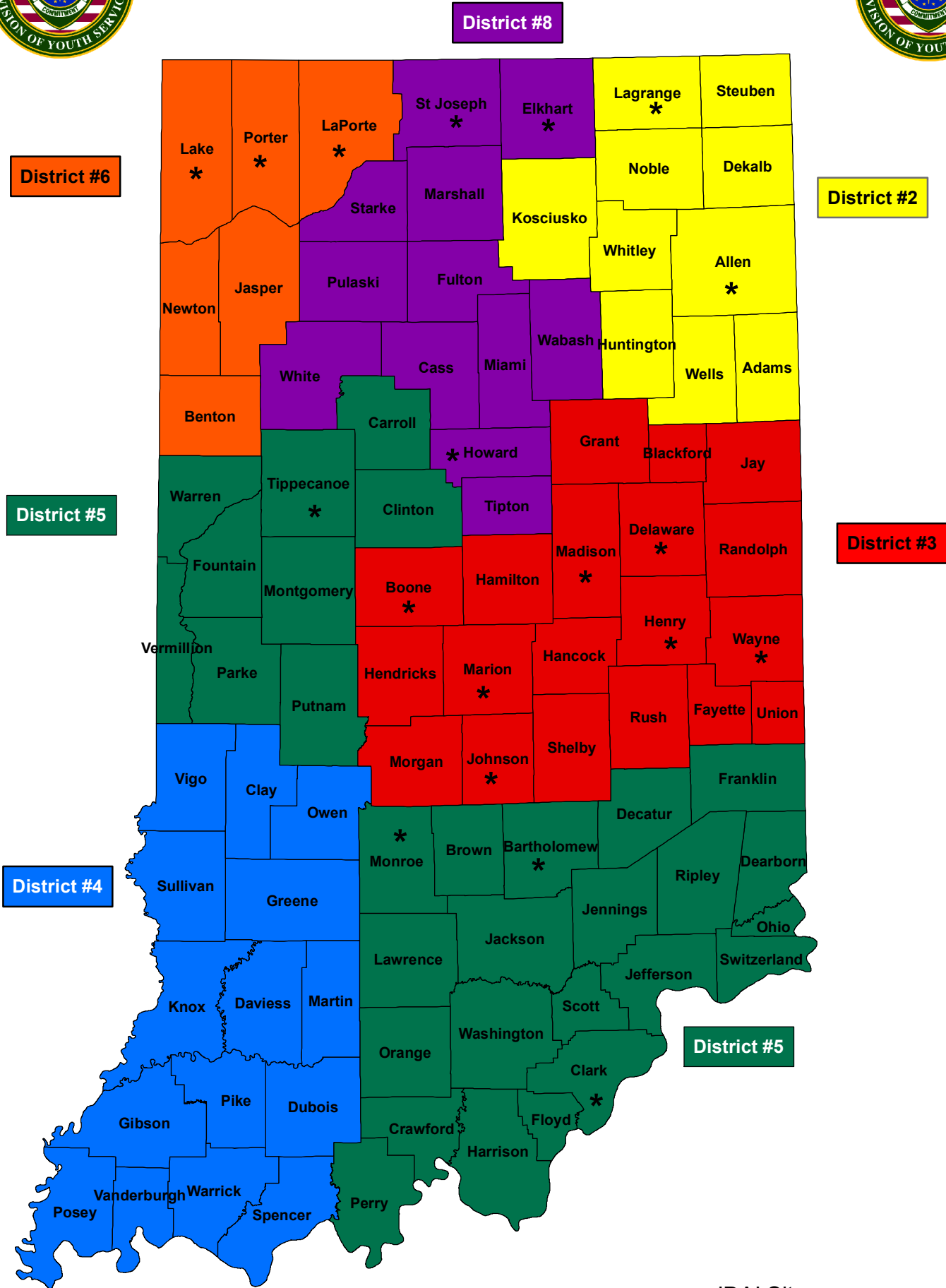
Graph H

Average Daily Juvenile Male Offender Populations Calendar Year 2018





Juvenile Reintegration Districts



*JDAI Site

Indiana Department of Correction
Table 20
Juvenile Parole Caseload on June 01, 2018

<u>Juvenile Reintegration Districts</u>	Indiana Parolees		Other Jurisdiction		<u>Total</u>
	<u>Juvenile Male</u>	<u>Juvenile Female</u>	<u>Juvenile Male</u>	<u>Juvenile Female</u>	
<i>Interstate Compact (RD0)*</i>	0	0	3	0	3
	<u>District Supervision Breakdown as follows:</u>				
Juv Reintegration District 2	10	0	0	0	10
Juv Reintegration District 3	8	1	2	0	11
Juv Reintegration District 4	5	0	0	0	5
Juv Reintegration District 5	1	0	0	0	1
Juv Reintegration District 6	2	2	1	0	5
Juv Reintegration District 8	11	0	0	0	11
Total	37	3	3	0	43

Total Juvenile Parole Population on the First Day of Each Month

<u>Calendar Year 2018</u>	Indiana Parolees		Other Jurisdiction		<u>Total</u>
	<u>Juvenile Male</u>	<u>Juvenile Female</u>	<u>Juvenile Male</u>	<u>Juvenile Female</u>	
January	52	8	8	0	68
February	45	6	6	0	57
March	43	7	6	0	56
April	38	7	5	0	50
May	43	6	2	0	51
June	37	3	3	0	43

** Includes Indiana parolees who are serving their parole in another state, as well as offenders from other States being supervised in Indiana (Interstate Compact)*

Sources:
Parole Division
SAS - juvparl2.pgm

**Indiana Department of Correction
Indiana Government Center South, Room E334
302 W. Washington Street
Indianapolis, IN 46204**

**Prepared by:
Joshua Ross, Research Analyst
(317) 233-3432
josross@idoc.IN.gov**

This report and previous reports may be found at:

<http://www.in.gov/idoc/2376.htm>



CHANGING LIVES

The logo for the Indiana Department of Correction is circular, featuring a central torch surrounded by stars. The words "EMPLOYEES", "EFFICIENCY", and "EFFECTIVENESS" are arranged around the torch. The outer ring of the logo contains the text "INDIANA DEPARTMENT OF CORRECTION". To the right of the logo is a blue silhouette of the state of Indiana.

The Indiana Department of Correction advances public safety and successful re-entry through dynamic supervision, programming, and partnerships.