


# Indiana Department of Correction

## Division of Research & Technology



## Offender Population Statistical Report

- February 2018 -

Rob Carter, Commissioner

**Indiana Department of Correction  
Indiana Government Center South, Room E334  
302 W. Washington Street  
Indianapolis, IN 46204**

**Prepared by:  
Joshua Ross, Research Analyst  
(317) 233-3432  
josross@idoc.in.gov**

**This report and previous reports may be found at:**

**<http://www.in.gov/idoc/2376.htm>**



## Definitions

For the purpose of this report, the following definitions apply:

**Admission** – The means by which an offender enters the custody or jurisdiction of the Indiana Department of Correction. For this report, with the exception of the return of an escapee, this does not include a return from a temporary absence.

**Average Daily Population** – The sum of the daily beginning counts for a month, divided by that month's number of daily beginning counts.

**Beginning Count** – The number of offenders physically present at the beginning of the day (ie, 0000:01 hours).

**Class A Felony** – An offense whereby a person convicted of this felony shall be imprisoned for a fixed term of thirty years, with not more than twenty years added for aggravating circumstances, or not more than ten years subtracted for mitigating circumstances.

**Class B Felony** – An offense whereby a person convicted of this felony shall be imprisoned for a fixed term of ten years, with not more than ten years added for aggravating circumstances, or not more than four years subtracted for mitigating circumstances.

**Class C Felony** – An offense whereby a person convicted of this felony shall be imprisoned for a fixed term of four years, with not more than four years added for aggravating circumstances, or not more than two years subtracted for mitigating circumstances.

**Class D Felony** – An offense whereby a person convicted of this felony shall be imprisoned for a fixed term of one and one-half years, with not more than one and one-half years added for aggravating circumstances, or not more than one year subtracted for mitigating circumstances.

**Class 1 Felony** – An offense whereby a person convicted of this felony shall be imprisoned with a sentence range of 20-40 years, with not more than twenty years added as a habitual offender enhancement.

**Class 2 Felony** – An offense whereby a person convicted of this felony shall be imprisoned with a sentence range of 10-30 years, with not more than twenty years added as a habitual offender enhancement.

**Class 3 Felony** – An offense whereby a person convicted of this felony shall be imprisoned with a sentence range of 3-16 years, with not more than twenty years added as a habitual offender enhancement.

**Class 4 Felony** – An offense whereby a person convicted of this felony shall be imprisoned with a sentence range of 2-12 years, with not more than twenty years added as a habitual offender enhancement.

**Class 5 Felony** – An offense whereby a person convicted of this felony shall be imprisoned with a sentence range of 1-6 years, with not more than six years added as a habitual offender enhancement.

**Class 6 Felony** – An offense whereby a person convicted of this felony shall be imprisoned with a sentence range of 0.5-2.5 years, with not more than six years added as a habitual offender enhancement.

**Contracted Beds** - Those offenders who have been committed to the Indiana Department of Correction, but are housed in a local work release facility under contract of a 3rd party provider.

**County Jail "Back-ups" (Jail Bed Count)** – Those offenders who have been committed to the Indiana Department of Correction, but are housed in a county jail until they can be transferred to a Department of Correction intake facility. The county receives \$35.00 per day, per offender, to house these offenders.

**Ending Count** – The number of offenders physically present at the end of the day (ie, 2400:00 hours).

**Felon** – A person convicted in any jurisdiction who might have been imprisoned for more than one year.

**Murder** - An offense whereby a person convicted of this felony shall be imprisoned for a fixed term of fifty-five years, with not more than ten years added for aggravating circumstances, or not more than ten years subtracted for mitigating circumstances.

## Definitions Continued

**Operational Capacity** – The total bed capacity of the facility. The capacity of a facility is the number of beds authorized for safe and efficient operation of the facility.

**Pre-Dispositional** – An individual ordered by the Court to the Indiana Department of Correction for evaluation prior to sentencing.

**Release** – The means by which an offender leaves the custody or jurisdiction of the Indiana Department of Correction. For this report, with the exception of an escape, this does not include a temporary absence.

**Safekeeper** – An individual whom the Court has determined to be in imminent danger of serious bodily injury or death, or who represents a substantial threat to the safety of others, and whom the Court has ordered to the Indiana Department of Correction for custody and security control.

**Maximum Level Facilities** – Maximum security facilities have very restrictive security measures and housing is celled space.

**Medium Level Facilities** – Medium security facilities have moderate degree of security measures and housing consists of dormitories and celled space.

**Minimum Level Facilities** – Minimum Security Facilities have the least restrictive security measures and housing is dormitory style. Also included as minimum security are work release program offenders who leave the facility for outside employment but return nightly.

**Intake Facilities** – Intake facilities are designated to receive newly committed adult offenders. During the intake process each offender is evaluated through interviews, reports and diagnostic tests. This evaluation forms the basis of the offenders' facility and program assignment.

**Secure Housing Units** – Denotes maximum control with the most restrictive security measures in place.

**Vacancy** – The number of beds available for assignment.

**Juvenile Diagnostic/Walkthrough** – A Juvenile court can order a youth to the Department of Correction to be temporarily committed for not more than 14 days (excluding Saturdays, Sundays and Legal holidays) for the purpose of an evaluation. The youth must be adjudicated delinquent and the order has to be prior to disposition. The department will send a report to the court of the written findings.

## **Indiana Department of Correction Population Summary**

- There were 23,652 adult male offenders (including 200 county jail “back-ups” and 88 in contracted beds) on March 01, 2018. This population is 4% below operational bed capacity for general population.
- There were 2,444 adult female offenders (including 31 county jail “back-ups” and 18 in contracted beds) on March 01, 2018. This population is 7% below the operational bed capacity.
- There were 394 juvenile male offenders in the Department’s facilities on March 01, 2018. This population is 45% below the operational bed capacity.
- There were 45 juvenile female offenders in the Department’s facilities on March 01, 2018. This population is 22% below the operational bed capacity.
- There were 6,412 adult males on parole in Indiana (5,898 Indiana parolees and 514 other jurisdiction parolees) on March 01, 2018.
- There were 689 adult females on parole in Indiana (634 Indiana parolees and 55 other jurisdiction parolees) on March 01, 2018.
- There were 951 adults admitted to IDOC (818 male and 133 female) and 882 adults released from IDOC (773 male and 109 female) in February 2018.
- There were 55 juveniles admitted to IDOC (46 male and 9 female) and 38 juveniles released from IDOC (27 male and 11 female) in February 2018.

**Indiana Department of Correction  
Human Resource Report**

**February 28, 2018**

**ADULT FACILITIES**

Facility	Total Staff*	Custody Staff	Non-Custody	Vacancies	Hires - Rehires	Retired - Terminated	Inter-Agency		Contract/Vendor		
							In	Out	Aramark	Health	Education
Branchville Correctional Facility	257	181	76	17	2	7	1	0	7	31	6.0
Chain O'Lakes Correctional Facility	27	21	6	3	1	0	0	0	4	2	0.0
Correctional Industrial Facility	306	235	71	62	3	8	0	0	16	31	5.3
Edinburgh Correctional Facility	66	52	14	4	0	3	1	1	6	6	0.0
Indiana State Prison/Lakeside	488	378	110	79	1	13	1	0	24	43	2.0
Indiana Women's Prison	177	117	60	20	5	7	0	0	6	27	5.8
Madison Correctional Facility	203	141	62	54	0	4	2	0	7	30	6.0
Miami Correctional Facility	480	379	101	76	5	8	0	0	29	58	10.5
New Castle Correctional Facility**	447	309	138	105	0	0	0	0	30	92	18.0
Pendleton Correctional Facility	462	343	119	59	7	13	1	1	14	49	2.8
Plainfield Correctional Facility	344	253	91	50	0	6	0	0	29	41	6.0
Putnamville Correctional Facility	461	351	110	61	11	13	1	0	23	40	10.0
Reception-Diagnostic Center	215	167	48	33	4	4	0	0	0	32	0.0
Rockville Correctional Facility	237	167	70	28	1	2	0	0	15	34	9.0
South Bend Comm. Re-Entry Center	34	25	9	8	0	1	0	0	4	2	0.0
Heritage Trail DOC Staff	18	0	18	5	0	0	0	0	0	8	4.0
Heritage Trail GEO Staff**	138	96	42	21	0	0	0	0	2	11	0.0
Wabash Valley Correctional Facility	589	461	128	58	0	2	0	0	36	53	8.0
Westville Correctional Facility	645	481	164	124	0	15	0	0	44	71	9.5
<b>Total</b>	<b>5,594</b>	<b>4,157</b>	<b>1,437</b>	<b>867</b>	<b>40</b>	<b>106</b>	<b>7</b>	<b>2</b>	<b>296</b>	<b>661</b>	<b>102.9</b>

**JUVENILE FACILITIES**

Facility	Total Staff*	Custody Staff	Non-Custody	Vacancies	Hires - Rehires	Retired - Terminated	Inter-Agency		Contract/Vendor		
							In	Out	Aramark	Health	Education
Camp Summit	59	41	18	6	2	2	0	0	5	0	3.0
Logansport Intake/North Central	173	120	53	13	7	1	0	0	6	15	3.0
Pendleton Juvenile Correctional	256	177	79	37	0	6	0	0	8	15	4.0
<b>Total</b>	<b>488</b>	<b>338</b>	<b>150</b>	<b>56</b>	<b>9</b>	<b>9</b>	<b>0</b>	<b>0</b>	<b>19</b>	<b>30</b>	<b>10.0</b>

**ADMINISTRATIVE**

Central Office***	<b>Total</b>	511	184	327	59	2	7	2	2	0	0	1.5
-------------------	--------------	-----	-----	-----	----	---	---	---	---	---	---	-----

**TOTALS**

<b>STATE EMPLOYEE TOTAL</b>	<b>6,008</b>	<b>4,274</b>	<b>1,734</b>	<b>856</b>	<b>51</b>	<b>122</b>	<b>9</b>	<b>4</b>	<b>0</b>	<b>0</b>	<b>0</b>
<b>CONTRACT EMPLOYEE TOTAL</b>	<b>1,705</b>	<b>405</b>	<b>1,300</b>	<b>126</b>	<b>0</b>	<b>0</b>	<b>0</b>	<b>0</b>	<b>315</b>	<b>691</b>	<b>114</b>
<b>GRAND TOTAL</b>	<b>7,713</b>	<b>4,679</b>	<b>3,034</b>	<b>982</b>	<b>51</b>	<b>122</b>	<b>9</b>	<b>4</b>	<b>315</b>	<b>691</b>	<b>114</b>

\* Total Active Staff does not include those on disability, suspension, or leave with pay.

\*\* New Castle Correctional Facility and Heritage Trail are privately contracted institutions. Their hire/rehire and termination/reire data is not provided to DOC.

\*\*\* Includes Technology Services Division, PEN Products, Staff Development and Training, and the Parole Division (counted as Custody Staff)

Note: Total staff, custody staff, non-custody staff, and vacancy data are as of the end of the month.

Hires and re-hires, retirements and terminations, intra-agency transfer in and transfer out are the total number of actions for the month.

Source: DOC Human Resource



# Offender Statistics



**Indiana Department of Correction**  
**Table 1**  
**Offender Population & Vacancy Numbers, by Facility Security Level**  
**March 1, 2018**

**Minimum Security - Adult MALE**

	<b>February Ending Count</b>	<b>General Population Vacancies</b>	<b>Programs &amp; Treatment Vacancies</b>	<b>Segregation &amp; Infirmery Vacancies</b>	<b>Down Beds</b>	<b>Held Beds</b>
Chain O'Lakes	114	14	0	0	0	1
Edinburgh	284	58	0	0	0	2
Miami - MCA	195	9	0	0	0	0
New Castle - NCA	171	31	0	0	0	2
Pendleton - IRO	208	7	0	0	0	5
Westville - WCA	349	11	0	0	14	5
Wabash Valley - WVA	156	42	0	0	0	0
<b>Total</b>	<b>1,477</b>	<b>172</b>	<b>0</b>	<b>0</b>	<b>14</b>	<b>15</b>

**Re-Entry & Work Release - Adult MALE**

Bartholomew Co. Re-Entry	9	1	0	0	0	0
Chain O'Lakes Re-Entry	7	0	0	0	0	0
Duvall Center Re-Entry	25	15	0	0	0	0
Lake Co. Re-Entry	3	7	0	0	0	0
South Bend Re-Entry	152	20	0	0	0	0
VOA/Hope Hall Re-Entry	13	7	0	0	0	0
Starke Co. PI - TC	38	0	9	0	0	1
<b>Total</b>	<b>247</b>	<b>50</b>	<b>9</b>	<b>0</b>	<b>0</b>	<b>1</b>

**Medium Security - Adult MALE**

	<b>February Ending Count</b>	<b>General Population Vacancies</b>	<b>Programs &amp; Treatment Vacancies</b>	<b>Segregation &amp; Infirmery Vacancies</b>	<b>Down Beds</b>	<b>Held Beds</b>
Branchville	1,321	83	78	3	0	0
Correctional Industrial	1,409	24	0	6	0	10
Indiana State Prison ISO	291	90	0	0	2	2
Plainfield	1,499	23	13	8	152	1
Putnamville	2,073	102	5	5	324	1
Heritage Trail	856	6	0	0	0	6
Westville	2,363	69	133	36	310	30
New Castle	2,382	15	1	16	1	16
<b>Total</b>	<b>12,194</b>	<b>412</b>	<b>230</b>	<b>74</b>	<b>789</b>	<b>66</b>



Table 1 (Cont.)

<b>Maximum Security - Adult MALE</b>
--------------------------------------

	February Ending Count	General Population Vacancies	Programs & Treatment Vacancies	Segregation & Infirmery Vacancies	Down Beds	Held Beds
Miami	2,895	65	6	2	5	11
Indiana State Prison	1,946	51	14	28	12	16
Pendleton	1,367	49	10	6	6	11
Pendleton Treatment Unit	167	0	41	0	5	1
ISR Secure Housing Unit	62	0	0	5	2	0
Reception Diag. Center	603	54	0	0	38	0
New Castle Annex	443	13	0	17	13	0
New Castle Mental Health	113	0	13	0	0	2
WCU Secure Housing Unit	104	0	0	2	2	2
Wabash Valley	1,667	13	56	9	27	13
WVS Secure Housing Unit	167	0	0	20	27	2
<b>Total</b>	<b>9,534</b>	<b>245</b>	<b>140</b>	<b>89</b>	<b>137</b>	<b>58</b>

<b>Minimum Security &amp; Re-Entry - Adult FEMALE</b>
---

	February Ending Count	General Population Vacancies	Programs & Treatment Vacancies	Segregation & Infirmery Vacancies	Down Beds	Held Beds
Madison	554	107	0	0	0	1
Jefferson Co. Re-Entry	52	6	0	0	0	0
Crane House	16	29	0	0	0	0
Bartholomew Co. Re-Entry	0	10	0	0	0	0
Lake Co. Re-Entry	0	10	0	0	0	0
VOA/Evansville/Female	2	3	0	0	0	0
<b>Total</b>	<b>624</b>	<b>165</b>	<b>0</b>	<b>0</b>	<b>0</b>	<b>1</b>

<b>Medium Security - Adult FEMALE</b>
---------------------------------------

Rockville	988	8	34	11	0	0
<b>Total</b>	<b>988</b>	<b>8</b>	<b>34</b>	<b>11</b>	<b>0</b>	<b>0</b>

<b>Maximum Security - Adult FEMALE</b>
--

Women's Prison	594	15	16	1	0	5
Rockville Intake	207	5	0	0	0	0
<b>Total</b>	<b>801</b>	<b>20</b>	<b>16</b>	<b>1</b>	<b>0</b>	<b>5</b>

<b>JAIL BED COUNT</b>
-----------------------

Adult Male	200	N/A	N/A	N/A	N/A	N/A
Adult Female	31	N/A	N/A	N/A	N/A	N/A
<b>Total</b>	<b>231</b>					

Table 1 (Cont.)

<b>JUVENILE OFFENDERS</b>
---------------------------

**Juvenile Male**

	February Ending Count	General Population Vacancies	Programs & Treatment Vacancies	Segregation & Infirmery Vacancies	Down Beds	Held Beds
Logansport Juvenile Intake/Diagnostic Facility	35	49	0	8	0	0
North Central Juvenile Correctional Facility	154	20	0	0	0	0
Pendleton Juvenile Correctional Facility	205	169	0	13	0	4
<b>Total</b>	<b>394</b>	<b>238</b>	<b>0</b>	<b>21</b>	<b>0</b>	<b>4</b>

**Juvenile Female**

LaPorte Juvenile Correctional Facility	45	13	0	4	0	0
--	----	----	---	---	---	---

<b>TOTALS</b>
---------------

	February Ending Count	General Population Vacancies	Programs & Treatment Vacancies	Segregation & Infirmery Vacancies	Down Beds	Held Beds
GRAND TOTAL FOR ALL ADULT MALES (Includes Jail Bed Count and Contracted Beds)	23,652	879	379	163	940	140
TOTAL FOR ADULT MALES IDOC FACILITIES ONLY	23,364	849	370	163	940	139
GRAND TOTAL FOR ALL ADULT FEMALES (Includes Jail Bed Count and Contracted Beds)	2,444	193	50	12	0	6
TOTAL FOR ADULT FEMALES IDOC FACILITIES ONLY	2,395	135	50	12	0	6
TOTAL FOR JUVENILE MALES	394	238	0	21	0	4
TOTAL FOR JUVENILE FEMALES	45	13	0	4	0	0
GRAND TOTAL FOR THE DEPARTMENT (Includes Jail Bed Count and Contracted Beds)	26,535	1,323	429	200	940	150
GRAND TOTAL FOR THE DEPARTMENT (Excludes Jail Bed Count and Contracted Beds)	26,198	1,235	420	200	940	149

Sources: Planning Division Facility Body Count Report  
 Planning Division Juvenile Daily Count Report  
 OIS - Jail Bed Count  
 Operational Support Services - Vacancy Report

**Indiana Department of Correction**  
**Table 2**  
**Operational Capacity Compared to Population, by Facility**  
**March 1, 2018**

<b>Minimum Security - Adult MALE</b>					
--------------------------------------	--	--	--	--	--

	January Operational Capacity	February Operational Capacity	February Adjusted Operational Capacity*	February Ending Count	Percent +/- Capacity
Chain O'Lakes	129	129	128	114	-11%
Edinburgh	344	344	342	284	-17%
Miami - MCA	204	204	204	195	-4%
New Castle - NCA	204	204	202	171	-15%
Pendleton - IRO	220	220	215	208	-3%
Westville - WCA	379	379	360	349	-3%
Wabash Valley - WVA	198	198	198	156	-21%
<b>Total</b>	<b>1,678</b>	<b>1,678</b>	<b>1,649</b>	<b>1,477</b>	<b>-10%</b>

<b>Re-Entry &amp; Work Release - Adult MALE</b>					
---	--	--	--	--	--

Bartholomew Co. Re-Entry	10	10	10	9	-10%
Chain O'Lakes Re-Entry	7	7	7	7	0%
Duval Center Re-Entry	40	40	40	25	-38%
Lake Co. Re-Entry	10	10	10	3	-70%
South Bend Re-Entry	172	172	172	152	-12%
VOA/Hope Hall Re-Entry	20	20	20	13	-35%
Starke Co. PI - TC	<u>48</u>	<u>48</u>	38	38	<u>0%</u>
<b>Total</b>	<b>307</b>	<b>307</b>	<b>297</b>	<b>247</b>	<b>-17%</b>

<b>Medium Security - Adult MALE</b>					
-------------------------------------	--	--	--	--	--

Branchville	1,485	1,485	1404	1,321	-6%
Correctional Industrial	1,449	1,449	1433	1,409	-2%
Indiana State Prison ISO	385	385	381	291	-24%
Plainfield	1,696	1,696	1522	1,499	-2%
Putnamville	2,510	2,510	2175	2,073	-5%
Heritage Trail	868	868	862	856	-1%
Westville	2,941	2,941	2432	2,363	-3%
New Castle	<u>2,431</u>	<u>2,431</u>	2397	2,382	<u>-1%</u>
<b>Total</b>	<b>13,765</b>	<b>13,765</b>	<b>12,606</b>	<b>12,194</b>	<b>-3%</b>

Table 2 (Cont.)

<b>Maximum Security - Adult MALE</b>					
	<b>January Operational Capacity</b>	<b>February Operational Capacity</b>	<b>February Adjusted Operational Capacity*</b>	<b>February Ending Count</b>	<b>Percent +/- Capacity</b>
Miami	2,984	2984	2960	2,895	-2%
Indiana State Prison	2,067	2067	1997	1,946	-3%
Pendleton	1,449	1449	1416	1,367	-3%
Pendleton Treatment Unit	214	214	167	167	0%
ISR Secure Housing Unit	69	69	62	62	0%
Reception Diag. Center	695	695	657	603	-8%
New Castle Annex	486	486	456	443	-3%
New Castle Mental Health	128	128	113	113	0%
WCU Secure Housing Unit	110	110	104	104	0%
Wabash Valley	1,785	1785	1680	1,667	-1%
WVS Secure Housing Unit	<u>216</u>	<u>216</u>	167	167	<u>0%</u>
<b>Total</b>	<b>10,203</b>	<b>10,203</b>	<b>9,779</b>	<b>9,534</b>	<b>-3%</b>

<b>Minumum Security &amp; Re-Entry - Adult FEMALE</b>					
Madison	662	662	661	554	-16%
Jefferson Co. Re-Entry	58	58	58	52	-10%
Crane House	45	45	45	16	-64%
Bartholomew Co. Re-Entry	10	10	10	0	-100%
Lake Co. Re-Entry	10	10	10	0	-100%
VOA/Evansville/Female	<u>5</u>	<u>5</u>	5	2	-60%
<b>Total</b>	<b>790</b>	<b>790</b>	<b>789</b>	<b>624</b>	<b>-21%</b>

<b>Medium Security - Adult FEMALE</b>					
Rockville	<u>1,041</u>	<u>1,041</u>	<u>996</u>	988	-1%
<b>Total</b>	<b>1,041</b>	<b>1,041</b>	<b>996</b>	<b>988</b>	<b>-1%</b>

<b>Maximum Security - Adult FEMALE</b>					
Women's Prison	631	631	609	594	-2%
Rockville Intake	<u>212</u>	<u>212</u>	212	207	-2%
<b>Total</b>	<b>843</b>	<b>843</b>	<b>821</b>	<b>801</b>	<b>-2%</b>

<b>JAIL BED COUNT**</b>					
Adult Male	219	200	200	200	0%
Adult Female	<u>36</u>	<u>31</u>	<u>31</u>	<u>31</u>	<u>0%</u>
<b>Total</b>	<b>255</b>	<b>231</b>	<b>231</b>	<b>231</b>	<b>0%</b>

<b>JUVENILE OFFENDERS</b>					
<b>Juvenile Male</b>					
Logansport Juvenile Intake/Diagnostic Facility	92	92	84	35	-58%
North Central Juvenile Correctional Facility	174	174	174	154	-11%
Pendleton Juvenile Correctional Facility	<u>391</u>	<u>391</u>	374	205	<u>-45%</u>
<b>Total</b>	<b>657</b>	<b>657</b>	<b>718</b>	<b>394</b>	<b>-45%</b>

Table 2 (Cont.)

### Juvenile Female

	January Operational Capacity	February Operational Capacity	February Adjusted Operational Capacity*	February Ending Count	Percent +/- Capacity
LaPorte Juvenile Correctional Facility	62	62	58	45	-22%
<b>TOTALS</b>					
	January Operational Capacity	February Operational Capacity	February Adjusted Operational Capacity*	February Ending Count	Percent +/- Capacity
GRAND TOTAL FOR ALL ADULT MALES (Includes Jail Bed Count and Contracted Beds)	26,172	26,153	24,531	23,652	-4%
TOTAL FOR ADULT MALES IDOC FACILITIES ONLY	25,825	25,825	24,213	23,364	-4%
GRAND TOTAL FOR ALL ADULT FEMALES (Includes Jail Bed Count and Contracted Beds)	2,710	2,705	2,637	2,444	-7%
TOTAL FOR ADULT FEMALES IDOC FACILITIES ONLY	2,604	2,604	2,536	2,395	-6%
TOTAL FOR JUVENILE MALES	657	657	718	394	-45%
TOTAL FOR JUVENILE FEMALES	62	62	58	45	-22%
<b>GRAND TOTAL FOR THE DEPARTMENT (Includes Jail Bed Count** and Contracted Beds)</b>	<b>29,601</b>	<b>29,577</b>	<b>27,944</b>	<b>26,535</b>	<b>-5%</b>
<b>GRAND TOTAL FOR THE DEPARTMENT (Excludes Jail Bed Count and Contracted Beds)</b>	<b>29,148</b>	<b>29,148</b>	<b>27,525</b>	<b>26,198</b>	<b>-5%</b>

\*Adjusted Operational Capacity includes Intake Beds and excludes Down, Held, and Segregation/Infirmary, and Program/Treatment Hold Beds.

\*\*Jail Bed Counts - IDOC offender Jail Bed holding is demand-based, therefore Jail Bed Percent Capacity is always 0%. Jail Bed Operational Capacity is determined by each county's availability and fluctuates from month to month.

Sources: Planning Division Facility Body Count Report  
 Planning Division Juvenile Daily Count Report  
 OIS - Jail Bed Count  
 Operational Support Services - Vacancy Report

**Indiana Department of Correction**

**Table 3**

**Facility Population on the First Day of Each Month  
(Excludes County Jail "Back-ups" & Contracted Beds)**

<b><u>2017</u></b>	<b><u>Adult Male</u></b>	<b><u>Adult Female</u></b>	<b><u>Juvenile Male</u></b>	<b><u>Juvenile Female</u></b>	<b><u>Total</u></b>
January	22,939	2,106	364	45	25,454
February	22,847	2,132	359	39	25,377
March	22,893	2,142	352	38	25,425
April	23,034	2,150	368	37	25,589
May	22,982	2,164	385	35	25,566
June	23,001	2,207	378	36	25,622
July	23,056	2,216	402	38	25,712
August	23,101	2,224	391	36	25,752
September	23,231	2,292	385	35	25,943
October	23,379	2,305	382	36	26,102
November	23,290	2,331	357	33	26,011
December	23,583	2,315	369	38	26,305
<b><u>2018</u></b>	<b><u>Adult Male</u></b>	<b><u>Adult Female</u></b>	<b><u>Juvenile Male</u></b>	<b><u>Juvenile Female</u></b>	<b><u>Total</u></b>
January	23,290	2,345	354	40	26,029
February	23,273	2,356	372	47	26,048
March	23,364	2,395	394	45	26,198

Source: Research Division Juvenile Daily Count Report

**Indiana Department of Correction**  
**Table 4**  
**Parole Caseload on March 01, 2018**

<u>Parole District</u>	<b>Indiana Parolees</b>		<b>Other Jurisdiction</b>		<u>Total</u>
	<u>Adult Male</u>	<u>Adult Female</u>	<u>Adult Male</u>	<u>Adult Female</u>	
	<i>Interstate Compact (PD0)*</i>	429	53	514	
	<b><u>District Supervision Breakdown as follows:</u></b>				
Re-Entry Parole (PD1)	344	47	28	4	423
Fort Wayne (PD2)	695	73	47	3	818
Indianapolis (PD3)	1461	145	79	6	1,691
Evansville (P4A)	428	28	47	7	510
Terre Haute (P4B)	497	50	28	4	579
Bloomington (PD5)	306	29	33	3	371
Gary (PD6)	537	39	78	10	664
New Castle (PD7)	575	85	41	3	704
South Bend (PD8)	745	72	86	7	910
Madison (PD9)	310	66	47	8	431
<b>Total</b>	<b>6,327</b>	<b>687</b>	<b>514</b>	<b>55</b>	<b>7,583</b>

**Total Parole Population on the First Day of Each Month**

<u>Calendar Year 2018</u>	<b>Indiana Parolees</b>		<b>Other Jurisdiction</b>		<u>Total</u>
	<u>Adult Male</u>	<u>Adult Female</u>	<u>Adult Male</u>	<u>Adult Female</u>	
	January	6,398	686	482	
February	6,398	686	513	58	7,655
March	6,327	687	514	55	7,583

\* Includes Indiana parolees who are serving their parole in another state, as well as offenders from other States being supervised in Indiana (Interstate Compact)

Sources: Juvenile Services  
Parole Division



# Adult Offender Statistics





**Indiana Department of Correction**  
**Table 5**  
**Monthly Admissions and Releases- Adult Offenders**  
(Includes County Jail "Back-ups" & Contracted Beds)  
**February 2018**

<b>Admissions</b>	<b>Male</b>	<b>Female</b>	<b>Total</b>
New Commitments	361	66	427
Parole Violators - New Commits	31	3	34
Parole Violators - Technical	144	7	151
Unsentenced (Safekeepers)	3	0	3
Return from Esc - Sec/NonSec Facility	0	1	1
Return from Escape - Non-Secure Facility	1	0	1
Return from Escape - CTP Absconds	0	0	0
Court Supervision Violators - New Commits	111	25	136
Court Supervision Violators - Technical	146	29	175
Return from CTP - New Commits	3	0	3
Return from CTP - Technical	18	2	20
Unknown (Missing Data)	0	0	0
<b>Total Admissions</b>	<b>818</b>	<b>133</b>	<b>951</b>

<b>Releases</b>	<b>Male</b>	<b>Female</b>	<b>Total</b>
Parole	399	47	446
Probation	185	40	225
Escape Secure Facility	0	0	0
Walk-Away - Non-Secure Facility	2	1	3
Discharged	61	8	69
Unsentenced Discharged	1	0	1
Other (i.e. Death)	4	0	4
Community Transition Program (CTP)	117	13	130
CTP Absconds	4	0	4
Unknown (Missing Data)	0	0	0
<b>Total Releases</b>	<b>773</b>	<b>109</b>	<b>882</b>

*Of the 361 new commitments of male felons, 198 (54.8%) had a prior commitment.*

*Of the 66 new commitments of female felons, 22 (33.3%) had a prior commitment.*

*Effective July 1, 1998, misdemeanants are to be committed to DOC only under special circumstances (IC 11-12-6)*

Sources: SAS-prsadm8.pgm, SAS - prisrel8.pgm

**Indiana Department of Correction**  
**Table 6**  
**New Admissions by County of Commitment - Adult Offenders**

February 2018														February 2018													
County	Murder	Felony Level										Total	County	Murder	Felony Level										Total		
		FA	FB	FC	FD	F1	F2	F3	F4	F5	F6				Other*	FA	FB	FC	FD	F1	F2	F3	F4	F5		F6	Other*
Adams	0	0	1	0	0	0	0	0	0	1	0	0	2	Madison	0	0	7	5	2	0	0	2	2	7	7	0	32
Allen	0	0	2	3	2	2	1	5	9	16	7	0	47	Marion	1	0	13	3	3	2	9	25	23	56	3	0	138
Bartholomew	0	0	0	0	0	0	0	1	0	4	3	0	8	Marshall	0	0	1	0	0	0	0	3	3	0	0	0	7
Benton	0	0	0	0	0	0	0	0	0	0	0	0	0	Martin	0	0	0	0	1	0	0	0	0	2	0	0	3
Blackford	0	0	0	0	0	0	0	0	0	0	0	0	0	Miami	0	0	0	0	1	0	0	0	0	0	0	0	1
Boone	0	1	0	0	0	0	1	0	2	2	0	0	6	Monroe	0	1	1	1	1	0	1	1	0	4	3	0	13
Brown	0	0	0	0	0	0	1	1	0	0	0	0	2	Montgomery	0	0	1	0	0	0	0	0	0	4	0	0	5
Carroll	1	0	0	0	0	0	0	0	0	1	1	0	3	Morgan	0	0	0	0	0	0	1	2	2	4	0	0	9
Cass	0	0	0	0	0	0	0	0	0	2	1	0	3	Newton	1	0	0	0	0	0	0	0	0	3	0	0	4
Clark	0	0	0	1	0	0	0	0	1	2	0	0	4	Noble	0	0	0	0	0	0	0	0	1	3	0	0	4
Clay	0	0	0	0	0	0	0	0	1	1	0	0	2	Ohio	0	0	0	0	0	0	0	0	0	0	0	0	0
Clinton	0	0	3	1	0	0	0	1	1	4	4	0	14	Orange	0	0	0	0	0	0	0	0	0	0	0	0	0
Crawford	0	0	1	0	0	0	0	0	0	0	0	0	1	Owen	0	0	1	0	0	0	1	0	0	0	0	0	2
Daviess	0	0	0	0	0	0	0	0	0	0	0	0	0	Parke	0	0	0	0	0	0	0	0	0	1	0	0	1
Dearborn	0	0	3	2	0	0	1	0	0	2	0	0	8	Perry	0	0	0	0	0	0	0	0	0	1	0	0	1
Decatur	0	0	0	0	0	0	1	0	6	4	0	0	11	Pike	0	0	0	0	0	0	0	0	0	0	0	0	0
DeKalb	0	0	0	0	0	0	0	0	0	1	1	0	2	Porter	0	0	0	0	0	0	0	0	1	3	0	0	4
Delaware	0	0	0	0	0	0	1	0	1	0	1	0	2	Posey	0	0	1	0	0	0	0	0	2	1	1	0	5
Dubois	0	0	0	1	0	0	1	0	0	2	1	0	5	Pulaski	0	0	0	0	0	0	0	0	0	1	1	0	2
Elkhart	1	2	6	0	1	2	1	4	4	9	2	0	32	Putnam	0	0	0	0	0	1	0	0	0	1	0	0	2
Fayette	0	0	0	0	0	0	0	0	1	4	0	0	5	Randolph	0	0	0	0	0	0	0	0	0	1	0	0	1
Floyd	0	0	0	0	0	0	0	0	0	2	1	0	3	Ripley	0	0	1	0	1	0	0	3	3	2	4	0	14
Fountain	0	0	0	1	0	0	0	0	0	0	0	0	1	Rush	0	0	0	0	0	0	0	0	1	2	0	0	3
Franklin	0	0	0	1	0	0	0	0	0	0	3	0	4	St. Joseph	0	0	3	3	0	0	0	3	4	4	4	0	21
Fulton	0	0	0	0	0	0	0	0	0	1	0	0	1	Scott	0	1	2	0	0	0	2	1	2	0	0	0	8
Gibson	0	0	0	0	0	0	1	1	2	1	0	0	5	Shelby	0	1	0	0	0	0	0	0	0	1	5	0	7
Grant	0	0	3	0	0	0	2	3	10	4	0	0	22	Spencer	0	0	0	0	0	0	0	0	0	0	0	0	0
Greene	0	0	2	0	0	0	0	1	0	1	0	0	4	Starke	0	1	0	0	0	0	0	0	0	0	0	0	1
Hamilton	0	0	2	1	0	0	1	1	2	3	1	0	11	Steuben	0	0	0	0	0	0	0	1	0	2	0	0	3
Hancock	0	0	0	1	0	0	0	0	3	1	0	0	5	Sullivan	0	0	0	0	0	0	0	0	0	0	0	0	0
Harrison	0	0	0	0	0	0	0	0	1	4	0	0	5	Switzerland	0	1	0	1	0	0	0	0	0	3	1	0	6
Hendricks	0	0	0	0	0	0	1	1	0	0	0	0	2	Tippecanoe	0	1	2	1	2	0	4	2	1	6	6	0	25
Henry	0	0	0	1	0	0	0	0	0	2	3	0	6	Tipton	0	0	0	0	0	0	0	0	0	1	0	0	1
Howard	0	0	3	1	1	0	0	1	1	3	0	0	10	Union	0	0	1	0	0	0	0	1	0	0	0	0	2
Huntington	0	1	2	0	0	0	0	1	0	2	1	0	7	Vanderburgh	1	0	1	0	1	2	2	4	5	12	7	0	35
Jackson	0	0	1	1	0	0	0	2	0	6	1	0	11	Vermillion	0	0	2	0	0	0	0	1	0	0	0	0	3
Jasper	0	0	0	0	0	0	0	0	1	0	0	0	1	Vigo	1	0	1	0	0	0	0	1	2	3	1	0	9
Jay	0	0	2	0	1	0	0	0	1	4	0	0	8	Wabash	0	0	0	0	0	0	0	1	1	2	2	0	6
Jefferson	0	0	0	0	0	0	0	0	1	1	0	0	3	Warren	1	0	0	0	0	0	0	0	0	0	0	0	1
Jennings	0	0	0	0	1	0	0	0	0	1	0	0	2	Warrick	0	0	0	0	0	0	0	0	0	0	0	0	0
Johnson	0	0	1	1	2	0	1	2	1	6	5	0	19	Washington	0	0	0	0	0	0	0	0	1	1	0	0	2
Knox	0	0	0	0	0	0	0	0	0	1	0	0	1	Wayne	0	0	0	0	0	0	1	0	1	5	0	0	7
Kosciusko	0	0	0	0	0	2	1	0	3	0	0	0	6	Wells	0	1	0	0	0	0	0	0	4	2	2	0	9
LaGrange	0	0	0	0	0	0	0	0	2	0	0	0	2	White	0	0	0	0	0	0	0	0	1	0	0	0	1
Lake	3	1	1	2	1	1	0	6	0	6	1	0	22	Whitley	0	0	0	0	0	1	1	0	0	1	0	0	3
LaPorte	0	0	2	0	0	0	2	1	3	0	0	0	8	Unknown	0	0	0	0	0	0	0	0	0	0	0	0	2
Lawrence	0	1	2	0	0	0	0	0	1	4	2	0	10	Totals	10	13	75	32	21	11	32	83	97	268	95	2	739

Data based on Most Serious Offense and includes only New- and Rec commitments.  
 Parole violators are not included.  
 \*\*Other\* may include missing, habitual offense, contempt of court, or misdemeanor.  
 \*\*\*Unknown\* represents offenders who were sentenced to DOC, but County of Commitment data was unavailable.  
 Source: Prsadm7.pgm

**Indiana Department of Correction  
Table 7**

**Release Type by County of Commitment - Adult Offenders**

**February 2018**

County	Release Type				Total	County	Release Type				Total
	Parole	Probation	Discharged	CTP			Parole	Probation	Discharged	CTP	
Adams	4	3	0	0	7	Madison	13	10	1	8	32
Allen	12	8	2	13	35	Marion	131	48	9	23	211
Bartholomew	4	0	0	2	6	Marshall	1	0	1	0	2
Benton	0	0	0	0	0	Martin	0	0	0	1	1
Blackford	0	2	0	1	3	Miami	2	0	0	0	2
Boone	4	1	0	0	5	Monroe	7	1	0	2	10
Brown	0	0	0	0	0	Montgomery	9	0	0	1	10
Carroll	0	1	0	1	2	Morgan	5	1	0	1	7
Cass	3	5	0	3	11	Newton	2	0	0	0	2
Clark	4	4	0	0	8	Noble	1	2	0	0	3
Clay	0	2	0	1	3	Ohio	0	0	0	0	0
Clinton	4	2	3	3	12	Orange	1	4	0	0	5
Crawford	2	1	0	0	3	Owen	1	3	0	0	4
Daviess	1	0	0	0	1	Parke	0	1	0	0	1
Dearborn	6	4	1	1	12	Perry	1	0	1	0	2
Decatur	5	1	1	1	8	Pike	3	0	0	0	3
DeKalb	1	0	1	0	2	Porter	3	3	1	0	7
Delaware	2	0	0	4	6	Posey	0	2	0	0	2
Dubois	1	0	0	1	2	Pulaski	0	1	0	0	1
Elkhart	16	14	2	7	39	Putnam	3	1	1	3	8
Fayette	7	2	1	1	11	Randolph	1	0	0	0	1
Floyd	7	3	2	0	12	Ripley	4	2	1	0	7
Fountain	1	0	0	0	1	Rush	1	0	0	0	1
Franklin	1	1	1	0	3	St. Joseph	10	4	1	6	21
Fulton	1	1	1	0	3	Scott	5	2	0	0	7
Gibson	1	1	1	1	4	Shelby	6	3	0	5	14
Grant	2	4	1	2	9	Spencer	1	2	0	0	3
Greene	5	2	0	1	8	Starke	1	0	1	0	2
Hamilton	12	1	3	1	17	Steuben	3	0	1	0	4
Hancock	7	2	0	0	9	Sullivan	0	0	0	0	0
Harrison	1	1	0	0	2	Switzerland	0	0	0	0	0
Hendricks	3	2	1	0	6	Tippecanoe	4	15	0	2	21
Henry	2	3	1	0	6	Tipton	0	0	1	0	1
Howard	2	2	1	6	11	Union	1	0	0	1	2
Huntington	2	3	0	0	5	Vanderburgh	16	1	5	8	30
Jackson	2	0	1	1	4	Vermillion	3	1	0	0	4
Jasper	3	0	0	0	3	Vigo	8	4	1	5	18
Jay	6	2	0	0	8	Wabash	2	4	0	1	7
Jefferson	9	1	4	3	17	Warren	0	0	0	0	0
Jennings	4	0	2	0	6	Warrick	2	0	0	0	2
Johnson	5	6	3	2	16	Washington	4	3	0	0	7
Knox	1	1	0	0	2	Wayne	10	7	6	0	23
Kosciusko	5	3	2	0	10	Wells	0	3	0	1	4
LaGrange	0	2	1	0	3	White	0	0	0	0	0
Lake	11	2	1	5	19	Whitley	3	0	1	1	5
LaPorte	5	3	0	0	8	Unknown	2	0	3	0	5
Lawrence	2	1	0	0	3	<b>Totals</b>	<b>446</b>	<b>225</b>	<b>72</b>	<b>130</b>	<b>873</b>

This data excludes Temporary Moves, Safekeepers, Predispositions, Escapes, Deaths, releases from CTP and releases from Out of State Parole.

\*"Unknown" represents offenders who were sentenced to DOC, but County of Commitment data was unavailable.

Source: prisrel7.pgm

**Indiana Department of Correction**  
**Table 8**  
**The Number of Department of Correction Offenders**  
**Held in County Jails\***  
**March 01, 2018**

<u>County</u>	<u>Adult Male</u>	<u>Adult Female</u>	<u>County</u>	<u>Adult Male</u>	<u>Adult Female</u>	<u>County</u>	<u>Adult Male</u>	<u>Adult Female</u>
Adams	1	1	Hendricks	2	0	Pike	0	0
Allen	21	1	Henry**	0	0	Porter	3	2
Bartholomew	3	0	Howard	2	0	Posey	1	0
Benton	0	0	Huntington	3	0	Pulaski**	0	0
Blackford**	1	0	Jackson	0	0	Putnam**	0	1
Boone	0	0	Jasper	1	0	Randolph	0	0
Brown	0	0	Jay	5	0	Ripley	2	4
Carroll	1	0	Jefferson	2	1	Rush	0	0
Cass	1	1	Jennings	1	1	St. Joseph	8	1
Clark	4	0	Johnson	1	0	Scott	4	0
Clay	1	0	Knox**	0	1	Shelby	6	2
Clinton	1	0	Kosciusko	8	0	Spencer**	2	0
Crawford**	0	0	LaGrange	1	0	Starke	0	0
Daviess	0	0	Lake	12	0	Steuben	0	0
Dearborn	2	0	LaPorte	0	0	Sullivan	0	0
Decatur	2	2	Lawrence	2	0	Switzerland	2	0
DeKalb	0	0	Madison	4	0	Tippecanoe	6	0
Delaware	3	0	Marion	12	1	Tipton	0	0
Dubois	1	0	Marshall	2	0	Union	0	0
Elkhart	9	2	Martin	0	0	Vanderburgh	22	1
Fayette	0	2	Miami	3	0	Vermillion	1	0
Floyd	2	0	Monroe	3	1	Vigo	0	0
Fountain	1	0	Montgomery	0	0	Wabash	1	0
Franklin	0	0	Morgan	1	0	Warren	0	0
Fulton	4	1	Newton	0	0	Warrick	1	0
Gibson	0	0	Noble	1	0	Washington	1	1
Grant	8	2	Ohio	0	0	Wayne	2	1
Greene	1	0	Orange**	1	0	Wells**	0	0
Hamilton	2	0	Owen	0	0	White	0	0
Hancock	0	0	Parke	1	0	Whitley	0	0
Harrison**	1	0	Perry	0	1	<b>Total</b>	<b>200</b>	<b>31</b>

\* Data is based on known frequencies reported by the counties; some county data may be missing

\*\* County Jail Substance Abuse Programs

Source: Offender Movement□

**Indiana Department of Correction**  
**Table 9**  
**Community Transition Program**  
**Average Daily Populations**

<u>Month</u>	<u>2014</u>	<u>2015</u>	<u>2016</u>	<u>2017</u>	<u>2018</u>
January	521	457	518	465	392
February	511	442	480	475	402
March	492	468	492	475	
April	470	529	518	481	
May	496	549	499	487	
June	504	539	469	481	
July	494	539	491	445	
August	475	559	496	421	
September	479	538	509	400	
October	484	564	478	385	
November	482	528	470	389	
December	<u>475</u>	<u>522</u>	<u>461</u>	<u>372</u>	
<b>YEARLY AVERAGE</b>	<b>490</b>	<b>519</b>	<b>490</b>	<b>440</b>	<b>397</b>

Source: CTP Database and OIS Warmbody

**Indiana Department Of Correction**  
**Table 10**  
**Community Transition Program**  
**February 2018 Release Information (Felony Level A-D)**

<b>Total number of offenders eligible to be released =</b>		<b>260</b>
Felony A and B total =	181	
Felony C total =	58	
Felony D total =	18	
Murder =	3	
<b>Total number of offenders transitioned to counties for CTP =</b>		<b>73</b>
By default (lack of response from judge)		
Felony A or B =	0	
Felony C =	4	
Felony D =	2	
By approval by court order from judge		
Felony A or B =	55	
Felony C =	7	
Felony D =	3	
Murder =	2	
<b>Total number of offenders transitioned to counties then returned to DOC due to refusal (court ordered denial upon receipt of offender) =</b>		<b>0</b>
<b>Total number of court ordered denials =</b>		<b>131</b>
Felony A or B =	80	
Felony C =	41	
Felony D =	9	
Murder =	1	
<b>Total number of Felony A or B, or Murder denials by default (no response from judge) =</b>		<b>33</b>
<b>Total number of offenders who became ineligible after eligibility determined but prior to CTP commencement date (reasons include change in Earliest Possible Release Date, change in warrant status, released to probation or to parole, other miscellaneous) =</b>		<b>23</b>
Felony A or B =	13	
Felony C =	6	
Felony D =	4	
Murder =	0	

**Indiana Department Of Correction**  
**Table 10**  
**Community Transition Program**  
**February 2018 Release Information (Felony Level 1-6)**

<b>Total number of offenders eligible to be released =</b>		<b>167</b>
Felony 1 and 2 total =	6	
Felony 3 and 4 total =	57	
Felony 5 and 6 total =	104	
<b>Total number of offenders transitioned to counties for CTP =</b>		<b>52</b>
By default (lack of response from judge)		
Felony 1 and 2 total	0	
Felony 3 and 4 total	0	
Felony 5 and 6 total	10	
By approval by court order from judge		
Felony 1 and 2 total	2	
Felony 3 and 4 total	18	
Felony 5 and 6 total	22	
<b>Total number of offenders transitioned to counties then returned to DOC due to refusal (court ordered denial upon receipt of offender) =</b>		<b>0</b>
<b>Total number of court ordered denials =</b>		<b>90</b>
Felony 1 and 2 total =	3	
Felony 3 and 4 total =	25	
Felony 5 and 6 total =	62	
<b>Total number of Felony 1 or 2 denials by default (no response from judge) =</b>		<b>0</b>
<b>Total number of offenders who became ineligible after eligibility determined but prior to CTP commencement date (reasons include change in Earliest Possible Release Date, change in warrant status, released to probation or to parole, other miscellaneous) =</b>		<b>14</b>
Felony 1 and 2 total =	1	
Felony 3 and 4 total =	3	
Felony 5 and 6 total =	10	

Indiana Department of Correction  
Table 11  
Total Number of Felony Offenses  
Committed to the Indiana Department of Correction

February 2018

Felony Level	Primary Offense	Secondary Offense	Feb-18		This Calendar Year	
			SEX		SEX	
			F	M	F	M
Murder	Murder (35-42-1-1)		-	13	1	17
<b>Murder Total</b>			<b>0</b>	<b>13</b>	<b>1</b>	<b>17</b>

Felony Level	Primary Offense	Secondary Offense	Feb-18		This Calendar Year	
			SEX		SEX	
			F	M	F	M
A Felony	Child Molesting (35-42-4-3)		1	7	6	21
	Dealing Cocaine or Narcotic Drug (35-48-4-1)		-	4	1	7
	Dealing Methamphetamine (35-48-4-1.1)		1	3	1	3
	Dealing Sched I, II, or III Cntrld Sub (35-48-4-2)		-	3	-	3
<b>B Felony Total</b>			<b>2</b>	<b>17</b>	<b>8</b>	<b>34</b>

Felony Level	Primary Offense	Secondary Offense	Feb-18		This Calendar Year	
			SEX		SEX	
			F	M	F	M
B Felony	Aggravated Battery (35-42-2-1.5)		-	2	-	3
	Arson (35-43-1-1)		-	1	-	2
	Burglary (35-43-2-1)		1	17	3	33
	Carjacking (35-42-5-2)		-	1	-	1
	Child Molesting (35-42-4-3)		-	2	-	2
	Criminal Confinement (35-42-3-3)		-	5	-	5
	Dealing Cocaine or Narcotic Drug (35-48-4-1)		-	14	-	24
	Dealing Methamphetamine (35-48-4-1.1)		4	13	12	30
	Dealing Sched I, II, or III Cntrld Sub (35-48-4-2)		5	8	16	19
	Fail to Stop Accident w/Injury (9-26-1-1)		-	-	-	1
	Felon in Possession of a Firearm (35-47-4-5)		-	5	-	7
	Incest (35-46-1-3)		-	-	-	1
	Operating Vehicle Intoxicated/Death (9-30-5-5)		-	-	-	1
	Possession Methamphetamine (35-48-4-6.1)		-	1	-	4
	Possession of Cocaine or Narcotic Drug (35-48-4-6)		-	2	-	4
	Rape (35-42-4-1)		-	-	-	1
	Robbery (35-42-5-1)		-	12	-	32
	Sexual Misconduct with a Minor (35-42-4-9)		3	-	3	3
	Stalking (35-45-10-5)		-	1	-	1
	Vicarious Sexual Gratification (35-42-4-5)		-	-	1	-
<b>B Felony Total</b>			<b>13</b>	<b>84</b>	<b>35</b>	<b>174</b>

Felony Level	Primary Offense	Secondary Offense	Feb-18		This Calendar Year	
			SEX		SEX	
			F	M	F	M
C Felony	Assisting a Criminal (35-44-3-2)		-	1	-	1
	Battery (35-42-2-1)		1	6	1	7
	Battery by Bodily Waste (35-42-2-6)		-	1	-	1
	Burglary (35-43-2-1)		-	5	-	9
	Check Fraud (35-43-5-12)		-	-	-	1
	Child Molesting (35-42-4-3)		-	3	-	12
	Corrupt Business Influence (35-45-6-2)		-	-	-	1
	Criminal Confinement (35-42-3-3)		-	-	1	1
	Criminal Gang Enhancement (35-50-2-15)		-	1	-	1
	Criminal Recklessness (35-42-2-2)		-	1	-	1
	Dealing Sched IV Controlled Substance (35-48-4-3)		-	1	-	3
	Dealing/Poss. Look-Alike Subs (35-48-4-4.6)		-	-	-	1
	Escape/Failure to Return (35-44-3-5)		-	-	-	1
	Failure to Register as a Sex Offender (11-8-8-17)		-	1	-	1
	Firearm w/in One Mile of School (35-47-2-1)		-	-	-	1
	Forgery (35-43-5-2)		5	7	7	10
	Fraud on Financial Institution (35-43-5-8)		-	-	-	1
	Intimidation (35-45-2-1)		-	-	-	1
	Maintain Common Nuisance (35-48-4-13)		-	1	-	1
	Neglect of a Dependent (35-46-1-4)		-	2	1	4
	Non-Support of Dependent Child (35-46-1-5)		-	4	-	7
	Operating Vehicle w/Lifetime Suspension (9-30-10-17)		1	2	2	5
	Possession Methamphetamine (35-48-4-6.1)		2	-	3	-
	Possession of Cocaine or Narcotic Drug (35-48-4-6)		-	3	-	3
	Possession of Precursors (35-48-4-14.5)		1	-	1	1
	Possession/Use Legend Drug (16-42-19-27)		-	-	2	-
	Prisoner Poss. Dang Device/Material (35-44-3-9.5)		-	-	-	1
	Robbery (35-42-5-1)		-	1	-	7



Felony Level	Primary Offense	Secondary Offense	Feb-18		This Calendar Year	
			SEX		SEX	
			F	M	F	M
C Felony (cont'd)	Sexual Misconduct with a Minor (35-42-4-9)		-	-	1	3
	Trafficking with an Inmate (35-44-3-9)		1	-	1	-
	Welfare Fraud (35-43-5-7)		1	-	1	-
<b>C Felony Total</b>			<b>12</b>	<b>40</b>	<b>21</b>	<b>86</b>

Felony Level	Primary Offense	Secondary Offense	Feb-18		This Calendar Year	
			SEX		SEX	
			F	M	F	M
D Felony	Battery (35-42-2-1)		-	-	-	1
	Controlled Substance Registration (35-48-4-14)		-	2	-	2
	Conversion (35-43-4-3)		-	-	-	1
	Criminal Confinement (35-42-3-3)		-	1	-	1
	Criminal Recklessness (35-42-2-2)		1	3	1	3
	Dealing/Poss. Look-Alike Subs (35-48-4-11.5)		-	1	-	1
	Dissemination of Matter Harmful to Minor (35-49-3-3)		1	-	1	-
	Domestic Battery (35-42-2-1.3)		-	1	-	3
	Driving While Suspended/Oper Veh HTV (9-30-10-16)		1	1	1	3
	Fail to Stop Accident w/Injury (9-26-1-1)		-	2	-	2
	Failure to Return to Lawful Detention (35-44-3-5)		-	1	-	3
	Failure to Warn Comm Disease (35-42-1-9)		-	-	-	1
	Fraud (35-43-5-4)		1	1	1	2
	Intimidation (35-45-2-1)		-	1	-	1
	Invasion of Privacy (35-46-1-15.1)		-	-	-	1
	Maintaining a Common Nuisance (35-48-4-13)		-	2	1	2
	Neglect of a Dependent (35-46-1-4)		1	-	1	1
	Non-Support of a Child (35-46-1-5)		-	-	-	1
	Obstruction of Justice (35-44-3-4)		-	-	-	1
	Operating Vehicle Intox-Prior (9-30-5-3)		1	2	1	4
	Poss. of Marijuana, Hash Oil, or Hashish (35-48-4-11)		-	2	-	4
	Possession - Syringe/Needle (16-42-19-18)		-	-	-	2
	Possession of Cocaine or Narcotic Drug (35-48-4-6)		-	3	-	5
	Possession of Controlled Substance (35-48-4-7)		2	1	2	6
	Possession of Methamphetamine (35-48-4-6.1)		-	2	-	3
	Possession of Paraphernalia (35-48-4-8.3)		-	1	-	1
	Possession of Precursors (35-48-4-14.5)		2	2	3	2
	Possession/Use of Legend Drug (16-42-19-13)		-	-	-	1
	Residential Entry (35-43-2-1.5)		-	1	-	1
	Resisting Law Enforcement (35-44-3-3)		-	-	-	1
	Sexual Battery (35-42-4-8)		-	-	-	1
	Stalking (35-45-10-5)		-	-	-	1
	Strangulation (35-42-2-9)		-	-	-	2
Theft, Receiving Stolen Property (35-43-4-2)		3	12	3	31	
Vicious Sexual Gratification (35-42-4-5)		-	-	-	1	
Violation-1935 Firearms (35-47-5-4.1)		-	-	-	1	
<b>D Felony Total</b>			<b>13</b>	<b>42</b>	<b>15</b>	<b>97</b>

Felony Level	Primary Offense	Secondary Offense	Feb-18		This Calendar Year	
			SEX		SEX	
			F	M	F	M
Level 1 Felony	Aiding, Inducing or Causing an Offense (35-41-2-4)	Murder (35-42-1-1)	-	1	-	1
	Attempt to Commit a Felony (35-41-5-1)	Child Molesting (35-42-4-3)	-	1	-	3
		Murder (35-42-1-1)	-	6	-	9
	Child Molesting (35-42-4-3)		-	10	-	21
	Conspiracy (35-41-5-2)	Murder (35-42-1-1)	-	1	-	1
	Neglect of a Dependent/Death (35-46-1-4)		-	-	1	-
	Rape (35-42-4-1)		-	5	-	5
Sex Misconduct w/ Minor (35-42-4-9)		-	1	-	1	
<b>Level 1 Felony Total</b>			<b>0</b>	<b>25</b>	<b>1</b>	<b>41</b>

Felony Level	Primary Offense	Secondary Offense	Feb-18		This Calendar Year	
			SEX		SEX	
			F	M	F	M
Level 2 Felony	Attempt to Commit a Felony (35-41-5-1)	Burglary (35-43-2-1)	-	1	-	2
		Robbery (35-42-5-1)	-	1	1	1
	Burglary (35-43-2-1)		-	5	1	11
	Conspiracy (35-41-5-2)	Burglary (35-43-2-1)	-	-	-	1
		Deal Sched I,2,3 Sub (35-48-4-2)	-	1	-	1
		Dealing Methamphetamine (35-48-4-1.1)	-	1	-	1
	Dealing Cocaine or Narcotic Drug (35-48-4-1)		1	10	1	21
	Dealing Methamphetamine (35-48-4-1.1)		2	12	5	27
	Deal Sched I, II, or III Cntrlrd Sub (35-48-4-2)		-	-	1	-
	Robbery (35-42-5-1)		-	2	-	4
	Voluntary Manslaughter (35-42-1-3)		1	-	2	2
<b>Level 2 Felony Total</b>			<b>4</b>	<b>33</b>	<b>11</b>	<b>71</b>

Felony Level	Primary Offense	Secondary Offense	Feb-18		This Calendar Year		
			SEX		SEX		
			F	M	F	M	
Level 3 Felony	Aggravated Battery (35-42-2-1.5)		1	14	1	23	
	Aiding, Inducing or Causing an Offense (35-41-2-4)	Robbery (35-42-5-1)	-	1	-	1	
	Attempt to Commit a Felony (35-41-5-1)	Aggravated Battery (35-42-2-1.5)	-	2	-	2	
		Rape (35-42-4-1)	-	1	-	1	
		Robbery (35-42-5-1)	-	3	1	9	
	Battery (35-42-2-1)		-	-	1	2	
	Burglary (35-43-2-1)		-	-	-	2	
	Child Molesting (35-42-4-3)		-	7	-	7	
	Conspiracy (35-41-5-2)	Dealing Methamphetamine (35-48-4-1.1)	1	1	1	1	
		Robbery (35-42-5-1)	-	1	-	4	
	Criminal Confinement (35-42-3-3)		-	9	-	12	
		Firearm Enhancement (35-50-2-11)	-	-	-	1	
	Dealing Cocaine or Narcotic Drug (35-48-4-1)		2	15	2	21	
	Dealing Methamphetamine (35-48-4-1.1)		2	10	2	19	
	Dealing Sched I, II, or III Cntrld Sub (35-48-4-2)		-	-	-	2	
	Dealing Sched IV Cntrld Sub (35-48-4-3)		1	-	1	-	
	Human Sexual Trafficking (35-42-3-5-1)		-	1	-	1	
	Kidnapping (35-42-3-2)		-	2	-	2	
	Neglect of a Dependent/Death (35-46-1-4)		1	2	5	4	
	Possession of Cocaine or Narcotic Drug (35-48-4-6)		-	1	1	3	
	Possession of Methamphetamine (35-48-4-6.1)		-	1	1	6	
	Rape (35-42-4-1)		-	3	-	7	
	Resisting Law Enforcement (35-44.1-3-1)		-	-	1	2	
	Robbery (35-42-5-1)		2	26	3	58	
	<b>Level 3 Felony Total</b>			<b>10</b>	<b>100</b>	<b>20</b>	<b>190</b>

Felony Level	Primary Offense	Secondary Offense	Feb-18		This Calendar Year		
			SEX		SEX		
			F	M	F	M	
Level 4 Felony	Aiding, Inducing or Causing an Offense (35-41-2-4)	Burglary (35-43-2-1)	1	1	2	2	
	Arson (35-43-1-1)		1	5	1	6	
	Attempt to Commit a Felony (35-41-5-1)	Burglary (35-43-2-1)	-	1	-	2	
		Child Molesting (35-42-4-3)	-	1	-	1	
	Burglary (35-43-2-1)		6	31	10	64	
	Child Exploitation (35-42-4-4)		-	-	-	1	
	Child Molesting (35-42-4-3)		-	12	-	22	
	Conspiracy (35-41-5-2)	Arson (35-43-1-1)	-	-	-	1	
		Burglary (35-43-2-1)	-	1	-	4	
		Conspiracy (35-41-5-2)	-	-	1	1	
		Dealing Methamphetamine (35-48-4-1.1)	-	1	-	1	
	Dealing Cocaine or Narcotic Drug (35-48-4-1)		1	10	3	24	
	Dealing Methamphetamine (35-48-4-1.1)		4	8	6	30	
	Dealing Sched I, II, or III Cntrld Sub (35-48-4-2)		2	2	3	2	
	Felon in Possession of a Firearm (35-47-4-5)		-	22	-	51	
	Incest (35-46-1-3)		-	-	-	1	
	Manufacturing Meth (35-48-4-1.2)		-	1	-	1	
	Operating Vehicle Intoxicated/Death (9-30-5-5)	Habitual Offender Controlled Substance (35-50-2-10)	-	-	-	1	
	Pharmacy Robbery (35-42-5-1(b))		-	-	-	2	
	Possession of Cocaine or Narcotic Drug (35-48-4-6)		-	3	-	6	
	Possession of Methamphetamine (35-48-4-6.1)		-	5	1	6	
	Sexual Misconduct with a Minor (35-42-4-9)		-	4	2	4	
	<b>Level 4 Felony Total</b>			<b>15</b>	<b>108</b>	<b>29</b>	<b>233</b>

Felony Level	Primary Offense	Secondary Offense	Feb-18		This Calendar Year	
			SEX		SEX	
			F	M	F	M
Level 5 Felony	Accident/Failure to Stop-Serious Inj/Death (9-26-1-8)		-	-	1	2
	Aiding, Inducing or Causing an Offense (35-41-2-4)	Battery (35-42-2-1)	-	-	1	-
		Burglary (35-43-2-1)	-	1	-	1
		Dealing Cocaine or Narcotic Drug (35-48-4-1)	1	-	1	-
		Dealing in Methamphetamine (35-48-4-1.1)	2	1	2	1
		Robbery (35-42-5-1)	-	-	-	1
	Assisting a Criminal (35-44.1-2-5)		-	2	-	2
	Attempt to Commit a Felony (35-41-5-1)	Battery (35-42-2-1)	-	1	-	1
		Burglary (35-43-2-1)	-	-	-	1
		Escape (35-44.1-3-4)	1	-	1	-
		Fraud on Financial Institution (35-43-5-8)	-	-	-	1
		Robbery (35-42-5-1)	-	1	-	3
	Auto Theft, Receiving Stolen Parts (35-43-4-2.5)		-	1	-	6
	Battery (35-42-2-1)		5	30	9	54
	Burglary (35-43-2-1)		1	35	4	60
	Child Exploitation (35-42-4-4)		-	2	-	3
	Child Pornography (35-42-4-4(C))		-	6	-	9
	Child Possession of a Firearm (35-47-10-5)		-	1	-	1
	Child Seduction (35-42-4-7)		1	1	1	1
	Child Solicitation (35-42-4-6)		-	4	-	4
	Conspiracy (35-41-5-2)	Dealing Cocaine or Narcotic Drug (35-48-4-1)	-	-	1	-

Felony Level	Primary Offense	Secondary Offense	Feb-18		This Calendar Year	
			SEX		SEX	
			F	M	F	M
Level 5 Felony (cont'd)		Dealing in Methamphetamine (35-48-4-1.1)	-	2	-	4
		Trafficking with an Inmate (35-44.1-3-5)	1	1	1	2
	Corrupt Business Influence (35-45-6-2)		2	3	4	5
	Criminal Confinement (35-42-3-3)		-	5	-	13
	Criminal Recklessness (35-42-2-2)		-	7	-	10
	DWS/Oper Veh HTV (9-30-19-16)		-	1	-	1
	Dealing Cocaine or Narcotic Drug (35-48-4-1)		5	10	11	34
	Dealing Marijuana, Hash Oil, or Hashish (35-48-4-10)		-	2	-	6
	Dealing Methamphetamine (35-48-4-1.1)		2	12	8	30
	Dealing Sched I, II, or III Cntrld Sub (35-48-4-2)		-	1	1	3
	Dealing in Methamphetamine (35-48-4-1.1)		5	23	14	43
	Dealing/Poss. Look-Alike Subs (35-48-4-4.6)		-	3	-	3
	Domestic Battery (35-42-2-1.3)		1	15	2	31
	Escape (35-44.1-3-4)		2	4	3	7
	Failure to Register as a Sex Offender (11-8-8-17)		1	5	1	12
	Firearm w/in One Mile of School (35-47-2-1)		-	39	-	68
	Fraud on Financial Institution (35-43-5-8)		-	2	1	5
	Incest (35-46-1-3)		-	1	-	2
	Intimidation (35-45-2-1)		1	15	1	23
	Involuntary Manslaughter (35-42-1-4)		-	-	-	1
	Neglect of a Dependent/Death (35-46-1-4)		-	3	1	3
	Non-Support of Dependent Child (35-46-1-5)		-	2	-	2
	Obliterating Handgun I.D. (35-47-2-18)		-	-	-	3
	Oper Veh Aft Life Susp (9-30-10-17)		-	23	2	55
	Operating Vehicle Intoxicated/Death (9-30-5-5)		-	-	1	1
	Operating Vehicle Intoxicated/Injury (9-30-5-4)		-	2	-	2
	Possession - Destruct Device (35-47.5-5-2)		-	-	-	1
	Possession of Cocaine or Narcotic Drug 35-48-4-6		1	14	4	19
	Possession of Precursors (35-48-4-14.5)		-	-	-	1
	Possession of Syringes or Needles (16-42-19-18)		5	6	7	14
	Possession/Use of Legend Drug (16-42-19-13)		-	1	-	1
	Reckless Homicide (35-42-1-5)		1	1	1	2
	Resisting Law Enforcement (35-44.1-3-1)		-	-	1	2
	Robbery (35-42-5-1)		1	7	3	20
	Sexual Misconduct with a Minor (35-42-4-9)		-	4	1	5
	Stalking (35-45-10-5)		-	-	-	2
	Theft, Receiving Stolen Property (35-43-4-2)		1	-	1	-
	Trafficking with an Inmate (35-44.1-3-5)		3	2	3	3
	Vicarious Sexual Gratification (35-42-4-5)		-	1	-	1
Level 5 Felony Total			43	303	93	591

Felony Level	Primary Offense	Secondary Offense	Feb-18		This Calendar Year	
			SEX		SEX	
			F	M	F	M
Level 6 Felony	Arson (35-43-1-1)		-	1	-	1
	Assisting a Criminal (35-44.1-2-5)		1	-	1	-
	Auto Theft, Receiving Stolen Parts (35-43-4-2.5)		2	16	3	30
	Battery 35-42-2-1		4	13	6	20
	Child Exploitation (35-42-4-4)		-	3	-	3
	Controlled Substance Registration (35-48-4-14)		-	2	-	2
	Conversion (35-43-4-3)		-	2	-	2
	Criminal Confinement (35-42-3-3)		-	5	-	6
	Criminal Confinement (35-42-3-3)		-	12	-	28
	Criminal Gang Activity (35-45-9-3)		-	1	-	1
	Criminal Recklessness (35-42-2-2)		-	6	3	11
	Dealing Marijuana, Hash Oil, or Hashish (35-48-4-10)		-	2	-	2
	Dealing Sched I, II, or III Cntrld Sub (35-48-4-2(A))		-	-	-	1
	Dealing Sched IV Cntrld Sub (35-48-4-3)		1	1	1	3
	Dealing Subs. Represent as Cntrld Subs. (35-48-4-4.5)		-	-	-	2
	Dealing/Poss. Look-Alike Subs (35-48-4-10.5)		1	5	1	5
	Dealing/Poss. Look-Alike Subs (35-48-4-11.5)		1	2	1	4
	Escape 35-44.1-3-4		7	21	18	48
	Fail to Reg Sex Off (11-8-8-17)		-	4	-	6
	Failure to Appear (35-44.1-2-9)		-	-	-	2
	Forgery, Counterfeiting, Application Fraud (35-43-5-2)		2	9	3	10
	Identity Deception (35-43-5-3.5)		1	-	2	-
	Inappropriate Comm w/ Child by Off w/ Prior (35-42-4-13)		-	1	-	1
	Insurance Fraud (35-43-5-4.5)		6	2	6	5
	Intimidation (35-45-2-1)		-	4	-	7
	Invasion of Privacy (35-46-1-15.1)		-	1	1	6
	Kidnapping (35-42-3-2)		-	1	-	2
	Maintaining Common Nuisance (35-48-4-13)		6	6	8	14
	Malicious Mischief Body F/W (35-45-16-2(c))		-	-	-	4
	Neglect of a Dependent/Death (35-46-1-4)		6	4	7	9
	Non-Support of Dependent Child (35-46-1-5)		-	3	-	3
	Obstruction of Justice (35-44.1-2-2)		1	2	1	4
	Oper Vehicle-Intox-Prev Conv (9-30-5-3)		2	3	2	8
		Habitual Offender Controlled Substance (35-50-2-10)	-	1	-	3
	Operating Vehicle Intoxicated-Endanger (9-30-5-2)		3	1	4	2

Felony Level	Primary Offense	Secondary Offense	Feb-18		This Calendar Year	
			SEX		SEX	
			F	M	F	M
Level 6 Felony (cont'd)		Habitual Offender Controlled Substance (35-50-2-10)	-	-	-	2
	Operating Vehicle Intoxicated/Injury (9-30-5-4)		-	1	-	4
	Operating Vehicle-Habitual Violation (9-30-10-16)		1	1	2	2
	Pointing a Firearm (35-47-4-3)		-	-	-	4
	Poss Precursors (35-48-4-14.5)		-	4	-	6
	Possession Sched IV Contrld Sub w/in 1,000 ft (35-48-4-7)		-	2	-	4
	Possession of Cocaine or Narcotic Drug (35-48-4-6)		9	10	12	26
	Possession of Methamphetamine (35-48-4-6.1)		11	26	19	59
	Possession of Syringes or Needles (16-42-19-18)		14	20	21	39
	Possession or Use of Legend Drug (16-42-19-13)		1	-	4	1
	Public Indecency (35-45-4-1)		-	2	-	2
	Residential Entry (35-43-2-1.5)		4	3	5	6
	Resisting Law Enforc (35-44.1-3-1)		2	20	2	39
	Sex Offender without Identification (11-8-8-15)		-	-	-	1
	Strangulation (35-42-2-9)		-	6	-	15
	Synthetic ID Deception (35-43-5-3.8)		-	1	2	1
	Theft, Receiving Stolen Property (35-43-4-2)		8	37	18	66
Level 6 Felony Total			94	267	153	532

Felony Level	Primary Offense	Secondary Offense	Feb-18		This Calendar Year	
			SEX		SEX	
			F	M	F	M
Habitual Offender	Habitual Offender (35-50-2-8)		-	1	-	1
Habitual Offender Total			0	1	0	1

Grand Total	Feb-18		This Calendar Year	
	SEX		SEX	
	F	M	F	M
Grand Total	206	1033	387	2067

Note: Offense data may not be available for all offenders at the time this table was prepared.  
Only new commitments and probation violations are reported on this table.  
Parole and Community Transition Program violators are excluded on this table.  
Source: SAS - all.citations\_mso.pgm

Indiana Department of Correction  
 Table 12  
 Number of New Admissions by Most Serious Offense  
 Committed to the Indiana Department of Correction

February 2018

Felony Level	Primary Offense	Secondary Offense	Feb-18		This Calendar Year	
			SEX		SEX	
			F	M	F	M
A Felony	Child Molesting (35-42-4-3)		1	4	2	11
	Dealing Cocaine or Narcotic Drug (35-48-4-1)		-	3	1	6
	Dealing Methamphetamine (35-48-4-1.1)		1	2	1	2
	Dealing Sched I, II, or III Cntrld Sub (35-48-4-2)		-	2	-	2
<b>A Felony Total</b>			<b>2</b>	<b>11</b>	<b>4</b>	<b>21</b>

Felony Level	Primary Offense	Secondary Offense	Feb-18		This Calendar Year	
			SEX		SEX	
			F	M	F	M
B Felony	Aggravated Battery (35-42-2-1.5)		-	2	-	3
	Arson (35-43-1-1)		-	1	-	2
	Burglary (35-43-2-1)		1	12	3	25
	Child Molesting (35-42-4-3)		-	1	-	1
	Criminal Confinement (35-42-3-3)		-	1	-	1
	Dealing Cocaine or Narcotic Drug (35-48-4-1)		-	13	-	20
	Dealing Methamphetamine (35-48-4-1.1)		4	11	11	27
	Dealing Sched I, II, or III Cntrld Sub (35-48-4-2)		3	7	11	14
	Fail to Stop Accident w/Injury (9-26-1-1)		-	-	-	1
	Felon in Possession of a Firearm (35-47-4-5)		-	4	-	6
	Incest (35-46-1-3)		-	-	-	1
	Operating Vehicle Intoxicated/Death (9-30-5-5)		-	-	-	1
	Possession Methamphetamine (35-48-4-6.1)		-	1	-	3
	Possession of Cocaine or Narcotic Drug (35-48-4-6)		-	2	-	4
	Rape (35-42-4-1)		-	-	-	1
	Robbery (35-42-5-1)		-	10	-	24
	Sexual Misconduct with a Minor (35-42-4-9)		1	-	1	3
Stalking (35-45-10-5)		-	1	-	1	
<b>B Felony Total</b>			<b>9</b>	<b>66</b>	<b>26</b>	<b>138</b>

Felony Level	Primary Offense	Secondary Offense	Feb-18		This Calendar Year	
			SEX		SEX	
			F	M	F	M
C Felony	Assisting a Criminal (35-44-3-2)		-	1	-	1
	Battery (35-42-2-1)		1	3	1	4
	Battery by Bodily Waste (35-42-2-6)		-	1	-	1
	Burglary (35-43-2-1)		-	1	-	5
	Child Molesting (35-42-4-3)		-	3	-	5
	Corrupt Business Influence (35-45-6-2)		-	-	-	1
	Criminal Confinement (35-42-3-3)		-	-	1	-
	Criminal Recklessness (35-42-2-2)		-	1	-	1
	Dealing Sched IV Controlled Substance (35-48-4-3)		-	1	-	2
	Escape/Failure to Return (35-44-3-5)		-	-	-	1
	Failure to Register as a Sex Offender (11-8-8-17)		-	1	-	1
	Firearm w/in One Mile of School (35-47-2-1)		-	-	-	1
	Forgery (35-43-5-2)		2	5	4	7
	Fraud on Financial Institution (35-43-5-8)		-	-	-	1
	Intimidation (35-45-2-1)		-	-	-	1
	Neglect of a Dependent (35-46-1-4)		-	1	1	2
	Non-Support of Dependent Child (35-46-1-5)		-	2	-	5
	Operating Vehicle w/Lifetime Suspension (9-30-10-17)		1	2	2	4
	Possession Methamphetamine (35-48-4-6.1)		2	-	3	-
	Possession of Cocaine or Narcotic Drug (35-48-4-6)		-	1	-	1
	Possession of Precursors (35-48-4-14.5)		1	-	1	-
	Possession/Use Legend Drug (16-42-19-27)		-	-	1	-
	Robbery (35-42-5-1)		-	-	-	5
Sexual Misconduct with a Minor (35-42-4-9)		-	-	-	3	
Trafficking with an Inmate (35-44-3-9)		1	-	1	-	
Welfare Fraud (35-43-5-7)		1	-	1	-	
<b>C Felony Total</b>			<b>9</b>	<b>23</b>	<b>16</b>	<b>52</b>

Felony Level	Primary Offense	Secondary Offense	Feb-18		This Calendar Year	
			SEX		SEX	
			F	M	F	M
D Felony	Controlled Substance Registration (35-48-4-14)		-	1	-	1
	Conversion (35-43-4-3)		-	-	-	1
	Criminal Recklessness (35-42-2-2)		-	2	-	2
	Dissemination of Matter Harmful to Minor (35-49-3-3)		1	-	1	-
	Domestic Battery (35-42-2-1.3)		-	1	-	2
Driving While Suspended/Oper Veh HTV (9-30-10-16)		-	1	-	2	

Felony Level	Primary Offense	Secondary Offense	Feb-18		This Calendar Year	
			SEX		SEX	
			F	M	F	M
D Felony (cont'd)	Failure to Return to Lawful Detention (35-44-3-5)		-	-	-	1
	Failure to Warn Comm Disease (35-42-1-9)		-	-	-	1
	Intimidation (35-45-2-1)		-	1	-	1
	Invasion of Privacy (35-46-1-15.1)		-	-	-	1
	Neglect of a Dependent (35-46-1-4)		-	-	-	1
	Non-Support of a Child (35-46-1-5)		-	-	-	1
	Obstruction of Justice (35-44-3-4)		-	-	-	1
	Operating Vehicle Intox-Prior (9-30-5-3)		1	2	1	4
	Poss. of Marijuana, Hash Oil, or Hashish (35-48-4-11)		-	1	-	2
	Possession of Cocaine or Narcotic Drug (35-48-4-6)		-	-	-	1
	Possession of Controlled Substance (35-48-4-7)		1	-	1	-
	Possession of Methamphetamine (35-48-4-6.1)		-	1	-	1
	Possession of Precursors (35-48-4-14.5)		1	-	1	-
	Sexual Battery (35-42-4-8)		-	-	-	1
	Stalking (35-45-10-5)		-	-	-	1
	Theft, Receiving Stolen Property (35-43-4-2)		1	6	1	14
	Violation-1935 Firearms (35-47-5-4.1)		-	-	-	1
D Felony Total			5	16	5	40

Felony Level	Primary Offense	Secondary Offense	Feb-18		This Calendar Year	
			SEX		SEX	
			F	M	F	M
Level 1 Felony	Aiding, Inducing or Causing an Offense (35-41-2-4)	Murder (35-42-1-1)	-	1	-	1
	Attempt to Commit a Felony (35-41-5-1)	Child Molesting (35-42-4-3)	-	1	-	2
		Murder (35-42-1-1)	-	-	-	1
	Child Molesting (35-42-4-3)		-	6	-	15
	Conspiracy (35-41-5-2)	Murder (35-42-1-1)	-	1	-	1
	Neglect of a Dependent/Death (35-46-1-4)		-	-	1	-
	Rape (35-42-4-1)		-	1	-	1
	Sex Misconduct w/ Minor (35-42-4-9)		-	1	-	1
Level 1 Felony			0	11	1	22

Felony Level	Primary Offense	Secondary Offense	Feb-18		This Calendar Year	
			SEX		SEX	
			F	M	F	M
Level 2 Felony	Attempt to Commit a Felony (35-41-5-1)	Burglary (35-43-2-1)	-	1	-	1
		Robbery (35-42-5-1)	-	-	1	-
	Burglary (35-43-2-1)		-	5	1	10
	Conspiracy (35-41-5-2)	Burglary (35-43-2-1)	-	-	-	1
		Deal Sched 1,2,3 Sub (35-48-4-2)	-	1	-	1
		Dealing Methamphetamine (35-48-4-1.1)	-	1	-	1
	Dealing Cocaine or Narcotic Drug (35-48-4-1)		1	7	1	16
	Dealing Methamphetamine (35-48-4-1.1)		2	11	4	22
	Dealing Sched I, II, or III Cntrld Sub (35-48-4-2)		-	-	1	-
	Robbery (35-42-5-1)		-	2	-	4
	Voluntary Manslaughter (35-42-1-3)		1	-	2	2
Level 2 Felony Total			4	28	10	58

Felony Level	Primary Offense	Secondary Offense	Feb-18		This Calendar Year	
			SEX		SEX	
			F	M	F	M
Level 3 Felony	Aggravated Battery (35-42-2-1.5)		1	12	1	21
	Aiding, Inducing or Causing an Offense (35-41-2-4)	Robbery (35-42-5-1)	-	1	-	1
	Attempt to Commit a Felony (35-41-5-1)	Aggravated Battery (35-42-2-1.5)	-	1	-	1
		Rape (35-42-4-1)	-	1	-	1
		Robbery (35-42-5-1)	-	3	1	4
	Battery (35-42-2-1)		-	-	1	1
	Burglary (35-43-2-1)		-	-	-	2
	Child Molesting (35-42-4-3)		-	6	-	6
	Conspiracy (35-41-5-2)	Dealing Methamphetamine (35-48-4-1.1)	1	1	1	1
		Robbery (35-42-5-1)	-	-	-	2
	Criminal Confinement (35-42-3-3)		-	3	-	6
	Dealing Cocaine or Narcotic Drug (35-48-4-1)		1	9	1	14
	Dealing Methamphetamine (35-48-4-1.1)		2	8	2	16
	Dealing Sched I, II, or III Cntrld Sub (35-48-4-2)		-	-	-	1
	Dealing Sched IV Cntrld Sub (35-48-4-3)		1	-	1	-
	Human Sexual Trafficking (35-42-3.5-1)		-	1	-	1
	Kidnapping (35-42-3-2)		-	1	-	1
	Neglect of a Dependent/Death (35-46-1-4)		1	2	2	4
	Possession of Cocaine or Narcotic Drug (35-48-4-6)		-	-	1	2
	Possession of Methamphetamine (35-48-4-6.1)		-	1	1	5
	Rape (35-42-4-1)		-	2	-	4
	Resisting Law Enforcement (35-44.1-3-1)		-	-	1	2
	Robbery (35-42-5-1)		2	22	3	45
Level 3 Felony Total			9	74	16	141

Felony Level	Primary Offense	Secondary Offense	Feb-18		This Calendar Year	
			SEX		SEX	
			F	M	F	M
Level 4 Felony	Aiding, Inducing or Causing an Offense (35-41-2-4)	Burglary (35-43-2-1)	1	1	2	2
	Arson (35-43-1-1)		1	4	1	5
	Burglary (35-43-2-1)		4	26	6	56
	Child Exploitation (35-42-4-4)		-	-	-	1
	Child Molesting (35-42-4-3)		-	6	-	12
	Conspiracy (35-41-5-2)	Arson (35-43-1-1)	-	-	-	1
		Burglary (35-43-2-1)	-	1	-	1
		Conspiracy (35-41-5-2)	-	-	1	1
		Dealing Methamphetamine (35-48-4-1.1)	-	1	-	1
	Dealing Cocaine or Narcotic Drug (35-48-4-1)		1	6	3	16
	Dealing Methamphetamine (35-48-4-1.1)		4	8	5	26
	Dealing Sched I, II, or III Cntrl'd Sub (35-48-4-2)		1	-	2	-
	Felon in Possession of a Firearm (35-47-4-5)		-	20	-	41
	Manufacturing Meth (35-48-4-1.2)		-	1	-	1
	Operating Vehicle Intoxicated/Death (9-30-5-5)	Habitual Offender Controlled Substance (35-50-2-10)	-	-	-	1
	Pharmacy Robbery (35-42-5-1(b))		-	-	-	1
	Possession of Cocaine or Narcotic Drug (35-48-4-6)		-	3	-	5
	Possession of Methamphetamine (35-48-4-6.1)		-	5	1	6
	Sexual Misconduct with a Minor (35-42-4-9)		-	3	2	3
	<b>Level 4 Felony Total</b>			<b>12</b>	<b>85</b>	<b>23</b>

Felony Level	Primary Offense	Secondary Offense	Feb-18		This Calendar Year	
			SEX		SEX	
			F	M	F	M
Level 5 Felony	Accident/Failure to Stop-Serious Inj/Death (9-26-1-8)		-	-	1	2
	Aiding, Inducing or Causing an Offense (35-41-2-4)	Battery (35-42-2-1)	-	-	1	-
		Burglary (35-43-2-1)	-	1	-	1
		Dealing Cocaine or Narcotic Drug (35-48-4-1)	1	-	1	-
		Dealing in Methamphetamine (35-48-4-1.1)	2	1	2	1
	Attempt to Commit a Felony (35-41-5-1)	Battery (35-42-2-1)	-	1	-	1
		Burglary (35-43-2-1)	-	-	-	1
		Escape (35-44.1-3-4)	1	-	1	-
		Fraud on Financial Institution (35-43-5-8)	-	-	-	1
		Robbery (35-42-5-1)	-	-	-	2
	Auto Theft, Receiving Stolen Parts (35-43-4-2.5)		-	1	-	5
	Battery (35-42-2-1)		5	25	9	43
	Burglary (35-43-2-1)		1	27	4	47
	Child Exploitation (35-42-4-4)		-	-	-	1
	Child Pornography (35-42-4-4(C))		-	1	-	2
	Child Possession of a Firearm (35-47-10-5)		-	1	-	1
	Child Seduction (35-42-4-7)		1	1	1	1
	Child Solicitation (35-42-4-6)		-	4	-	4
	Conspiracy (35-41-5-2)	Dealing in Methamphetamine (35-48-4-1.1)	-	1	-	3
		Trafficking with an Inmate (35-44.1-3-5)	1	1	1	2
	Corrupt Business Influence (35-45-6-2)		2	3	4	5
	Criminal Confinement (35-42-3-3)		-	3	-	10
	Criminal Recklessness (35-42-2-2)		-	6	-	8
	DWS/Oper Veh HTV (9-30-19-16)		-	1	-	1
	Dealing Cocaine or Narcotic Drug (35-48-4-1)		4	4	8	19
	Dealing Marijuana, Hash Oil, or Hashish (35-48-4-10)		-	2	-	4
	Dealing Methamphetamine (35-48-4-1.1)		2	11	7	24
	Dealing Sched I, II, or III Cntrl'd Sub (35-48-4-2)		-	1	1	2
	Dealing in Methamphetamine (35-48-4-1.1)		4	19	13	37
	Dealing/Poss. Look-Alike Subs (35-48-4-4.6)		-	3	-	3
	Domestic Battery (35-42-2-1.3)		1	12	2	27
	Escape (35-44.1-3-4)		2	3	3	5
	Failure to Register as a Sex Offender (11-8-8-17)		1	4	1	10
	Firearm w/in One Mile of School (35-47-2-1)		-	29	-	50
	Fraud on Financial Institution (35-43-5-8)		-	2	1	5
	Incest (35-46-1-3)		-	1	-	2
	Intimidation (35-45-2-1)		1	6	1	9
	Involuntary Manslaughter (35-42-1-4)		-	-	-	1
	Non-Support of Dependent Child (35-46-1-5)		-	2	-	2
	Obliterating Handgun I.D. (35-47-2-18)		-	-	-	2
	Oper Veh Aft Life Susp (9-30-10-17)		-	20	2	45
	Operating Vehicle Intoxicated/Death (9-30-5-5)		-	-	1	1
	Operating Vehicle Intoxicated/Injury (9-30-5-4)		-	1	-	1
	Possession - Destruct Device (35-47.5-5-2)		-	-	-	1
	Possession of Cocaine or Narcotic Drug 35-48-4-6		1	11	4	16
	Possession of Precursors (35-48-4-14.5)		-	-	-	1
	Possession of Syringes or Needles (16-42-19-18)		4	5	6	9
	Possession/Use of Legend Drug (16-42-19-13)		-	1	-	1
	Reckless Homicide (35-42-1-5)		1	1	1	2
	Resisting Law Enforcement (35-44.1-3-1)		-	-	-	1
	Robbery (35-42-5-1)		1	7	3	18
	Sexual Misconduct with a Minor (35-42-4-9)		-	3	-	4
	Stalking (35-45-10-5)		-	-	-	2
Theft, Receiving Stolen Property (35-43-4-2)		1	-	1	-	
Trafficking with an Inmate (35-44.1-3-5)		3	1	3	2	
Vicarious Sexual Gratification (35-42-4-5)		-	1	-	1	
<b>Level 5 Felony Total</b>			<b>40</b>	<b>228</b>	<b>83</b>	<b>449</b>

Felony Level	Primary Offense	Secondary Offense	Feb-18		This Calendar Year	
			SEX		SEX	
			F	M	F	M
Level 6 Felony	Assisting a Criminal (35-44.1-2-5)		1	-	1	-
	Auto Theft, Receiving Stolen Parts (35-43-4-2.5)		1	2	2	6
	Battery 35-42-2-1		1	4	2	7
	Criminal Confinement (35-42-3-3)		-	-	-	1
	Criminal Confinement (35-42-3-3)		-	5	-	10
	Criminal Recklessness (35-42-2-2)		-	2	-	3
	Dealing Sched IV Cntrld Sub (35-48-4-3)		-	-	-	1
	Dealing/Poss. Look-Alike Subs (35-48-4-10.5)		-	2	-	2
	Dealing/Poss. Look-Alike Subs (35-48-4-11.5)		-	1	-	1
	Escape 35-44.1-3-4		3	4	4	11
	Fail to Reg Sex Off (11-8-8-17)		-	-	-	1
	Forgery, Counterfeiting, Application Fraud (35-43-5-2)		-	2	1	2
	Identity Deception (35-43-5-3.5)		-	-	1	-
	Insurance Fraud (35-43-5-4.5)		-	1	-	2
	Intimidation (35-45-2-1)		-	1	-	1
	Invasion of Privacy (35-46-1-15.1)		-	1	-	2
	Maintaining Common Nuisance (35-48-4-13)		1	1	2	1
	Neglect of a Dependent/Death (35-46-1-4)		3	-	3	1
	Non-Support of Dependent Child (35-46-1-5)		-	2	-	2
	Obstruction of Justice (35-44.1-2-2)		1	-	1	1
	Oper Vehicle-Intox-Prev Conv (9-30-5-3)		-	1	-	2
		Habitual Offender Controlled Substance (35-50-2-10)	-	-	-	2
	Operating Vehicle Intoxicated-Endanger (9-30-5-2)		2	1	3	1
		Habitual Offender Controlled Substance (35-50-2-10)	-	-	-	2
	Operating Vehicle-Habitual Violation (9-30-10-16)		1	1	1	1
	Poss Precursors (35-48-4-14.5)		-	1	-	1
	Possession of Cocaine or Narcotic Drug (35-48-4-6)		4	4	5	7
	Possession of Methamphetamine (35-48-4-6.1)		4	10	8	24
	Possession of Syringes or Needles (16-42-19-18)		1	2	3	5
	Possession or Use of Legend Drug (16-42-19-13)		-	-	-	1
	Residential Entry (35-43-2-1.5)		2	1	3	2
	Resisting Law Enforc (35-44.1-3-1)		-	-	-	4
	Strangulation (35-42-2-9)		-	1	-	5
	Synthetic ID Deception (35-43-5-3.8)		-	1	1	1
	Theft, Receiving Stolen Property (35-43-4-2)		4	15	8	29
Level 6 Felony Total			29	66	49	142

Felony Level	Primary Offense	Secondary Offense	Feb-18		This Calendar Year	
			SEX		SEX	
			F	M	F	M
Murder (35-42-1-1)	Murder (35-42-1-1)		-	10	1	14
Murder Total			0	10	1	14

Grand Total	Feb-18		This Calendar Year	
	SEX		SEX	
	F	M	F	M
Grand Total	119	618	234	1257

Note: Offense data may not be available for all offenders at the time this table was prepared.  
Only new commitments and probation violations are reported on this table.  
Parole and Community Transition Program violators are excluded on this table.  
Source: SAS - all.citations\_ms0.pgm



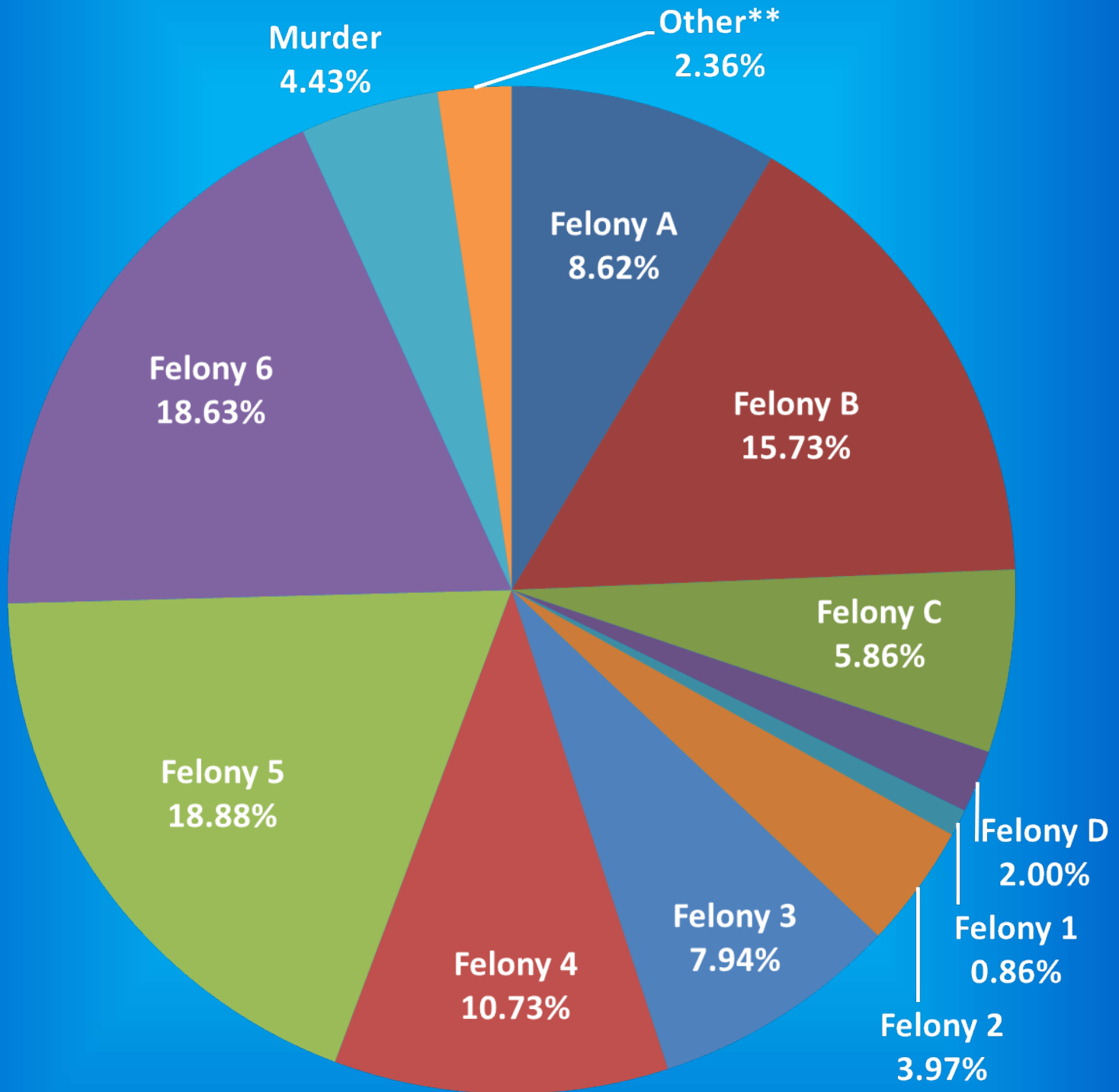
# Indiana Department of Correction

Graph A

Female Population by Most Serious Offense Felony Level\*

March 01, 2018

N = 2,444



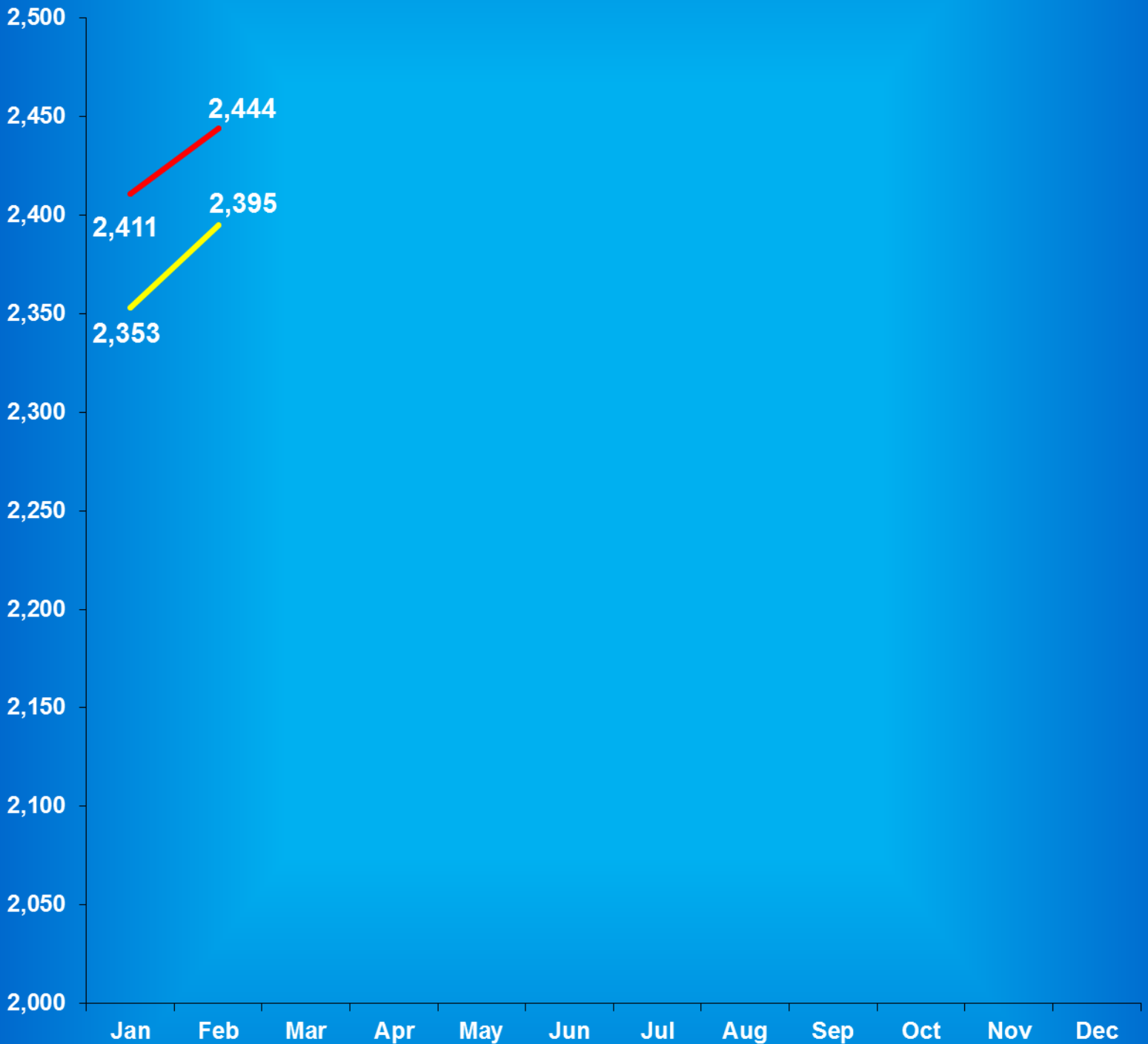
• Includes Offenders Held in County Jails and Contracted Beds

\*\* Other includes Safekeepers, Predispositions, Habitual Offenders, Misdemeanants, and Unknowns

# Indiana Department of Correction

## Graph B

Average Daily Adult Female Offender Populations  
Calendar Year 2018



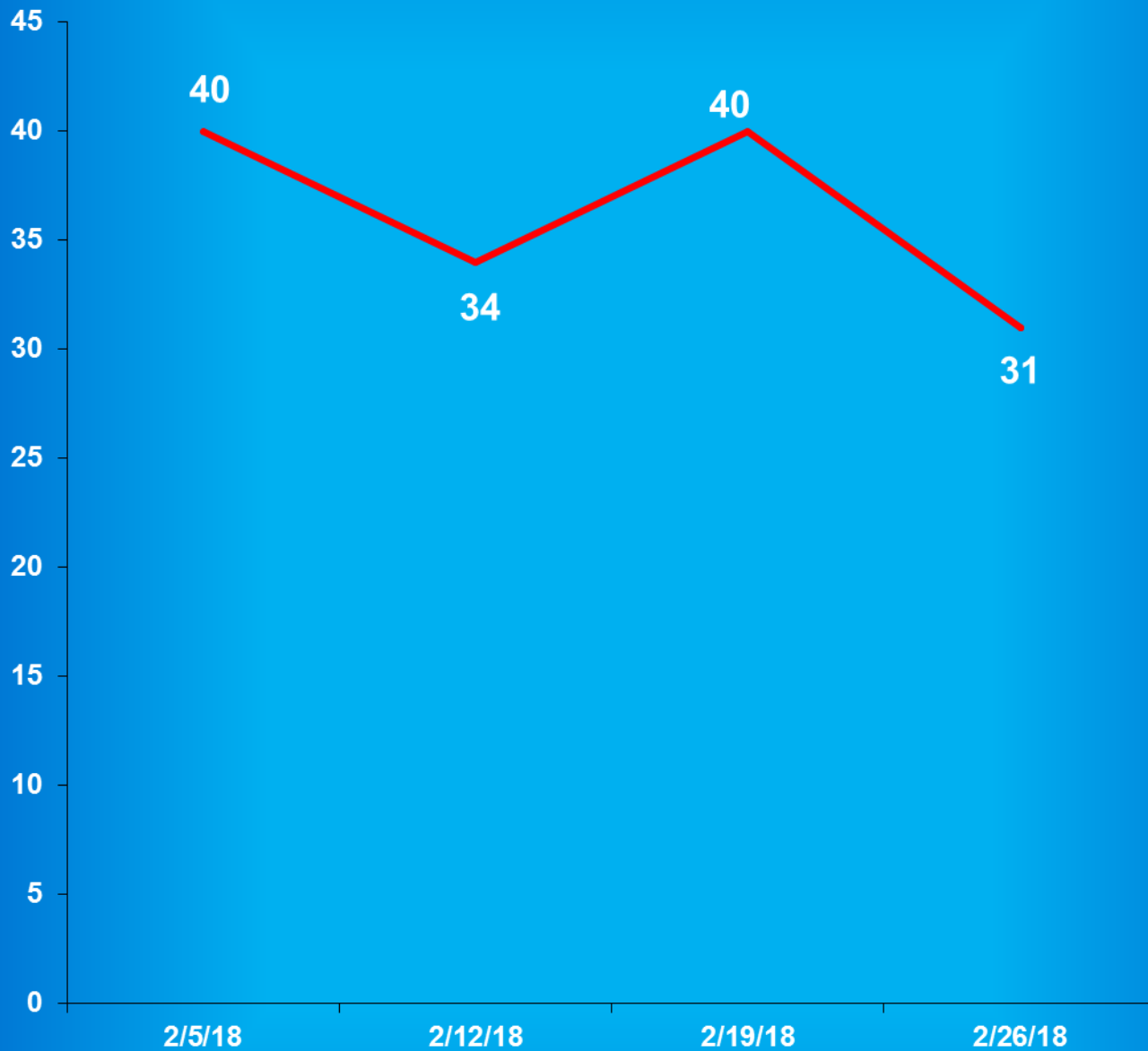
— Includes County Jail/Contract Beds — Excludes County Jail/Contract Beds

# Indiana Department of Correction

## Graph C

### Adult Females Held in County Jails

February 2018



- Offenders held in county jails are newly sentenced offenders with completed court documents who are awaiting transfer to a DOC facility.

- Jail counts are a dynamic number that are affected by a variety of factors, including; sentencing trends, available DOC beds, and intake process completion.

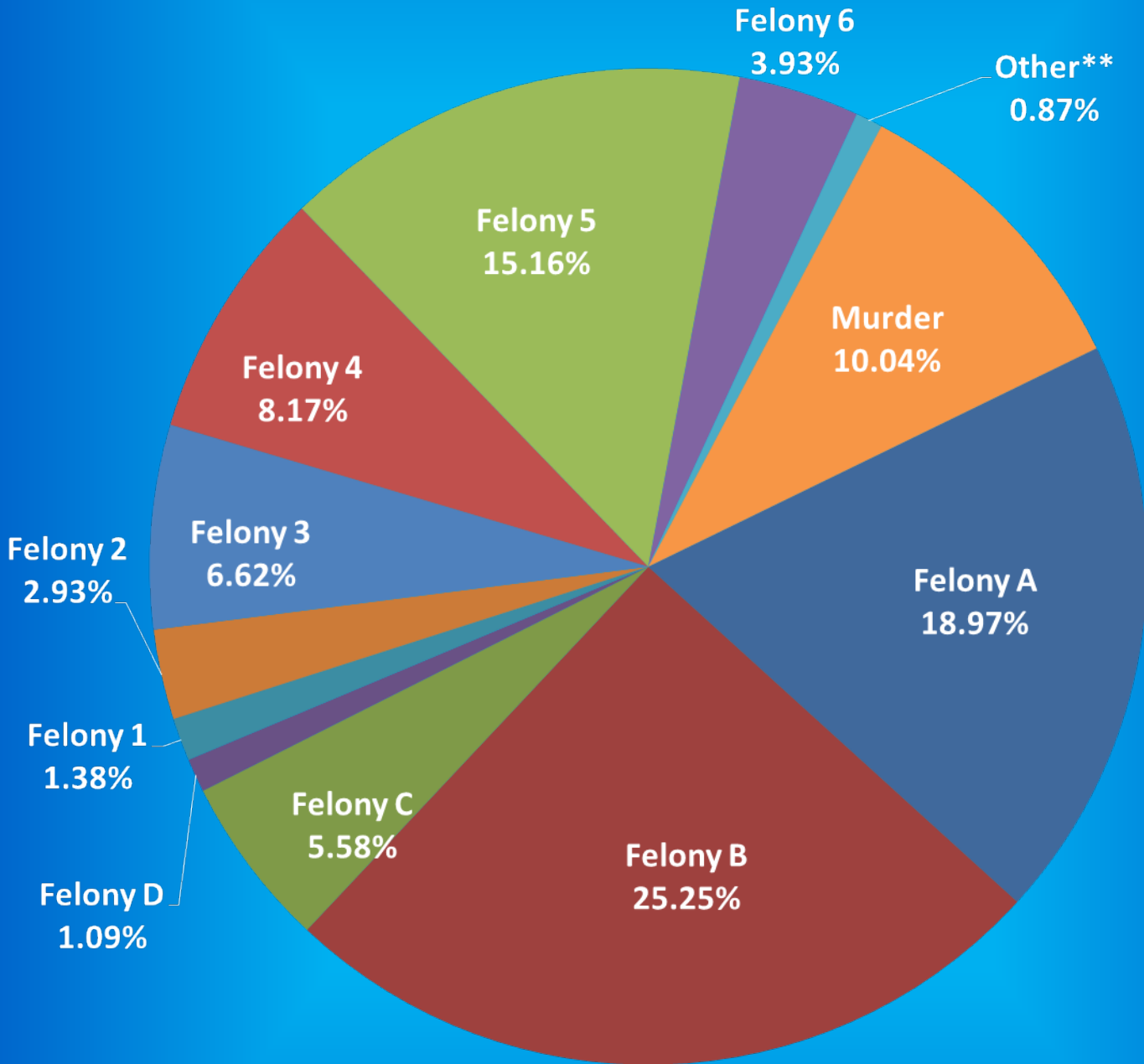
# Indiana Department of Correction

## Graph D

Male Population by Most Serious Offense Felony Level\*

March 01, 2018

N = 23,652



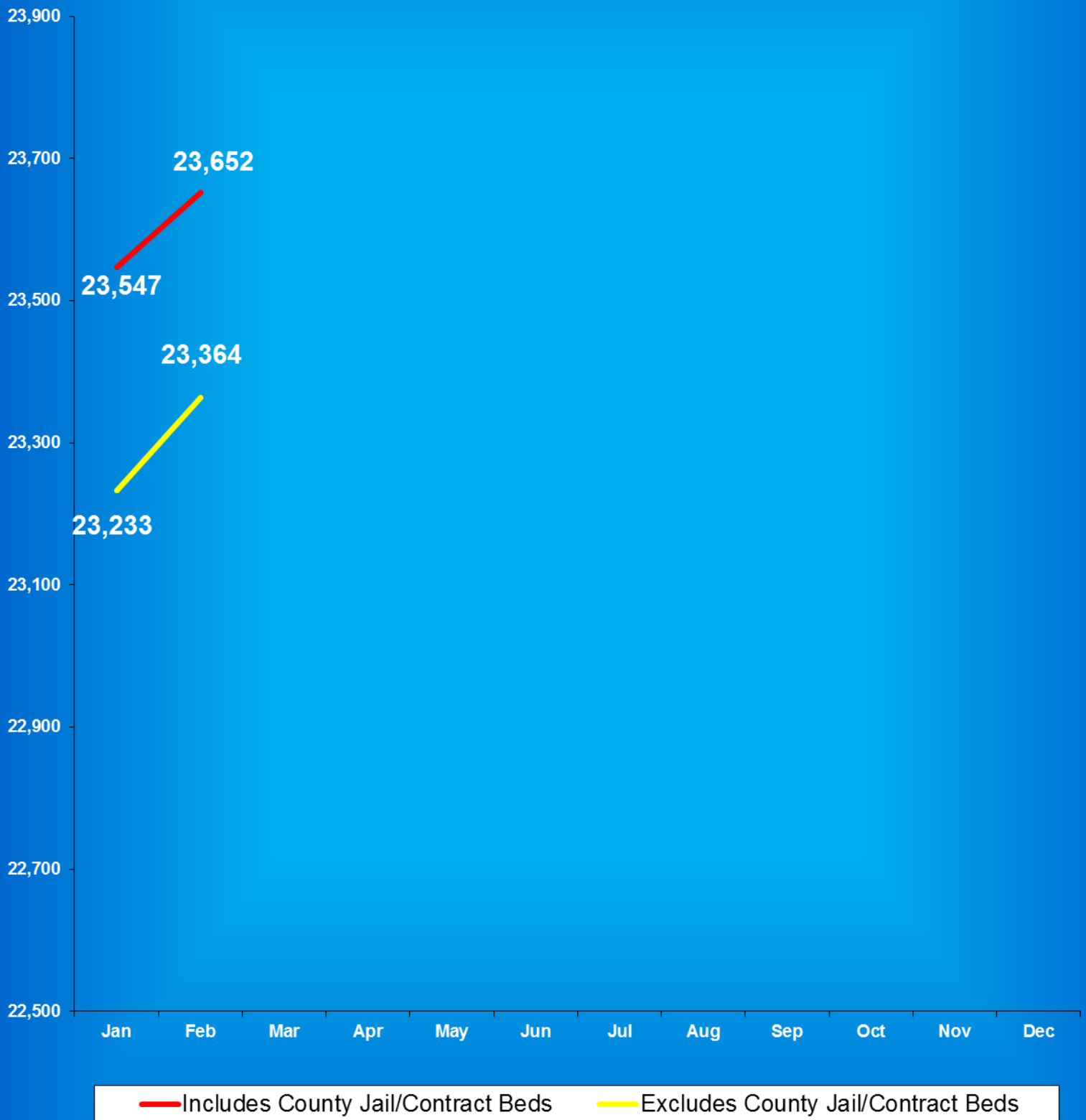
• Includes Offenders Held in County Jails and Contracted Beds

\*\* Other includes Safekeepers, Predispositions, Habitual Offenders, Misdemeanants, and Unknowns

# Indiana Department of Correction

## Graph E

### Average Daily Adult Male Offender Populations Calendar Year 2018

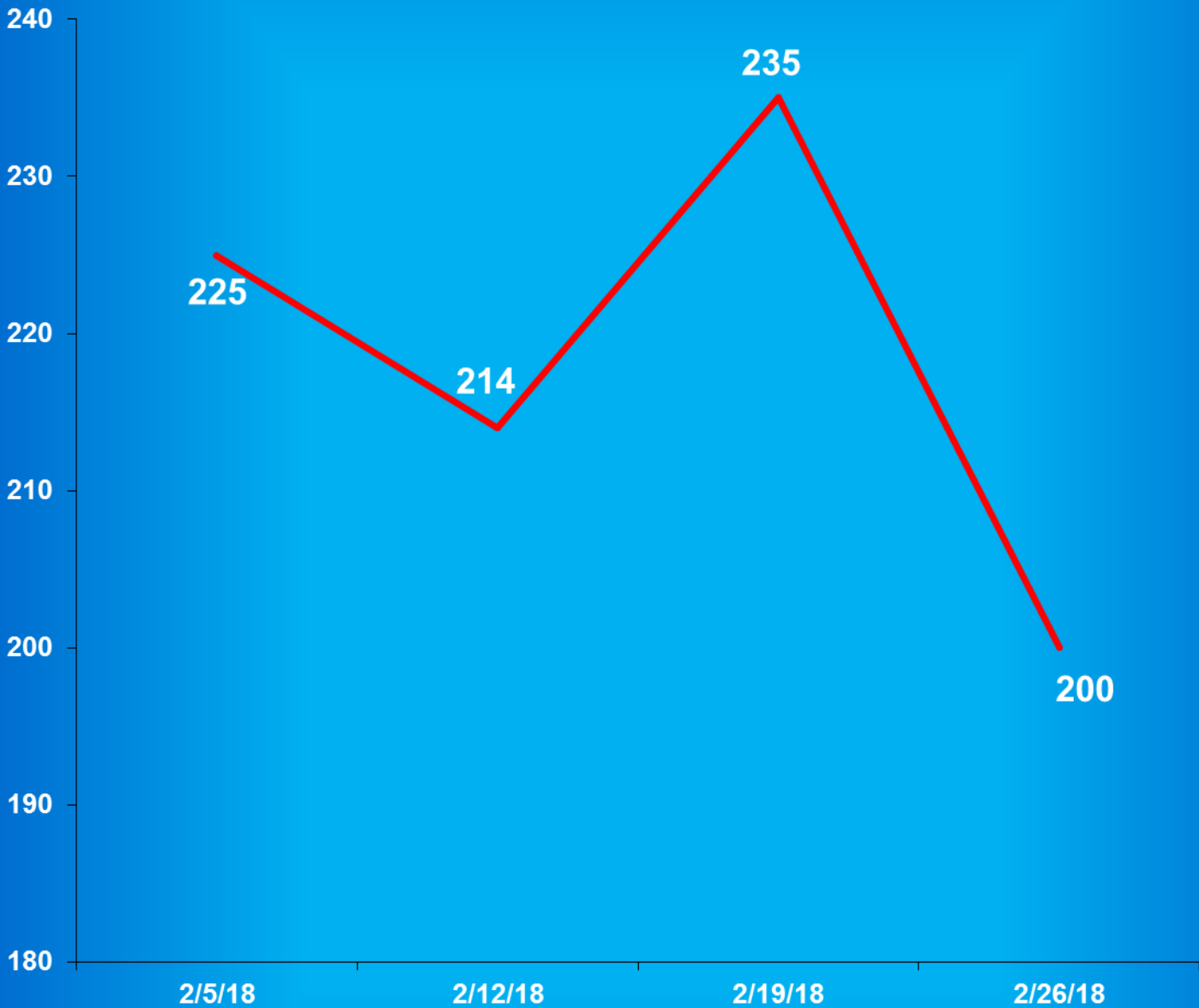


# Indiana Department of Correction

## Graph F

### Adult Males Held in County Jails

February 2018



- Offenders held in county jails are newly sentenced offenders with completed court documents who are awaiting transfer to a DOC facility.

- Jail counts are a dynamic number that are affected by a variety of factors, including; sentencing trends, available DOC beds, and intake process completion.



# Juvenile Offender Statistics



**Indiana Department Of Correction**  
**Table 13**  
**Monthly Facility Admissions and Releases**

**Juvenile Offenders**  
**February 2018**

**Admissions of All Juvenile Males**

<b>New Commitment</b>	<b>Re-Commitment</b>	<b>Parolee Return</b>	<b>Return From Escape</b>	<b>Diagnostics/Walk-Thrus</b>
27	11	1	0	7

**Releases of All Juvenile Males**

<b>Discharge</b>	<b>Parole</b>	<b>Escape</b>	<b>Diagnostics/Walk-Thrus</b>
17	5	0	5

**Admissions of All Juvenile Females**

<b>New Commitment</b>	<b>Re-Commitment</b>	<b>Parolee Return</b>	<b>Return From Escape</b>	<b>Diagnostics/Walk-Thrus</b>
7	1	1	0	0

**Releases of All Juvenile Females**

<b>Discharge</b>	<b>Parole</b>	<b>Escape</b>	<b>Diagnostics/Walk-Thrus</b>
8	2	0	1

Sources:

SAS - mnthadm4\_pgm\_tbl13.pgm

SAS - mnthext4\_pgm\_tbl13.pgm



**Indiana Department of Correction**

**Table 14**

**New Admissions by County of Commitment - Juveniles**

**February 2018**

County	Admission Type			County	Admission Type		
	New Commits	Re Commits	Total		New Commits	Re Commits	Total
Adams	0	0	0	Madison	0	0	0
Allen	1	0	1	Marion	4	3	7
Bartholomew	0	0	0	Marshall	0	0	0
Benton	0	0	0	Martin	0	0	0
Blackford	0	0	0	Miami	0	0	0
Boone	1	0	1	Monroe	0	0	0
Brown	0	0	0	Montgomery	1	0	1
Carroll	0	0	0	Morgan	0	0	0
Cass	0	0	0	Newton	0	0	0
Clark	0	0	0	Noble	0	0	0
Clay	1	0	1	Ohio	0	0	0
Clinton	0	0	0	Orange	0	0	0
Crawford	0	0	0	Owen	0	0	0
Daviess	0	0	0	Parke	0	0	0
Dearborn	0	0	0	Perry	0	0	0
Decatur	2	0	2	Pike	0	0	0
DeKalb	1	0	1	Porter	0	0	0
Delaware	1	0	1	Posey	0	0	0
Dubois	1	0	1	Pulaski	0	0	0
Elkhart	1	0	1	Putnam	0	0	0
Fayette	1	0	1	Randolph	0	0	0
Floyd	0	0	0	Ripley	0	0	0
Fountain	0	0	0	Rush	1	0	1
Franklin	0	0	0	St. Joseph	3	0	3
Fulton	0	0	0	Scott	0	0	0
Gibson	0	0	0	Shelby	0	0	0
Grant	0	0	0	Spencer	0	0	0
Greene	1	0	1	Starke	0	0	0
Hamilton	0	0	0	Steuben	0	0	0
Hancock	1	0	1	Sullivan	0	0	0
Harrison	0	0	0	Switzerland	0	0	0
Hendricks	0	0	0	Tippecanoe	1	1	2
Henry	0	1	1	Tipton	0	0	0
Howard	1	0	1	Union	0	0	0
Huntington	0	1	1	Vanderburgh	0	2	2
Jackson	0	0	0	Vermillion	0	0	0
Jasper	0	0	0	Vigo	0	2	2
Jay	0	0	0	Wabash	0	0	0
Jefferson	0	0	0	Warren	0	0	0
Jennings	0	0	0	Warrick	0	1	1
Johnson	0	0	0	Washington	0	0	0
Knox	1	0	1	Wayne	0	0	0
Kosciusko	3	0	3	Wells	0	0	0
LaGrange	0	0	0	White	0	0	0
Lake	1	0	1	Whitley	0	0	0
LaPorte	2	0	2	Unknown	0	0	0
Lawrence	4	1	5	<b>Totals</b>	<b>34</b>	<b>12</b>	<b>46</b>

This data is based on most serious offense and excludes parole violations.

Source: Mnthadm4\_pgm\_tbl14.pgm

Indiana Department of Correction

Table 15

Monthly Releases by County of Commitment - Juveniles

February 2018

County	Release Type			County	Release Type		
	Discharge	Parole	Total		Discharge	Parole	Total
Adams	0	0	0	Madison	0	0	0
Allen	0	1	1	Marion	4	0	4
Bartholomew	0	0	0	Marshall	0	0	0
Benton	1	0	1	Martin	0	0	0
Blackford	0	0	0	Miami	0	0	0
Boone	0	0	0	Monroe	0	0	0
Brown	0	0	0	Montgomery	0	0	0
Carroll	0	0	0	Morgan	0	0	0
Cass	0	0	0	Newton	0	0	0
Clark	0	0	0	Noble	0	0	0
Clay	1	0	1	Ohio	0	0	0
Clinton	0	0	0	Orange	0	0	0
Crawford	0	0	0	Owen	0	0	0
Daviess	0	0	0	Parke	0	0	0
Dearborn	0	0	0	Perry	0	0	0
Decatur	0	0	0	Pike	0	0	0
DeKalb	0	0	0	Porter	1	0	1
Delaware	0	0	0	Posey	0	0	0
Dubois	1	0	1	Pulaski	0	0	0
Elkhart	0	1	1	Putnam	1	0	1
Fayette	0	0	0	Randolph	0	0	0
Floyd	0	0	0	Ripley	0	0	0
Fountain	0	0	0	Rush	0	0	0
Franklin	0	0	0	St. Joseph	3	0	3
Fulton	0	0	0	Scott	0	0	0
Gibson	0	0	0	Shelby	1	0	1
Grant	0	0	0	Spencer	0	0	0
Greene	0	0	0	Starke	0	0	0
Hamilton	0	0	0	Steuben	0	0	0
Hancock	1	0	1	Sullivan	0	0	0
Harrison	0	0	0	Switzerland	0	0	0
Hendricks	0	0	0	Tippecanoe	2	0	2
Henry	0	0	0	Tipton	0	0	0
Howard	0	0	0	Union	0	0	0
Huntington	0	0	0	Vanderburgh	3	3	6
Jackson	0	1	1	Vermillion	0	0	0
Jasper	0	0	0	Vigo	0	0	0
Jay	0	0	0	Wabash	0	0	0
Jefferson	0	0	0	Warren	0	0	0
Jennings	0	0	0	Warrick	0	0	0
Johnson	2	1	3	Washington	2	0	2
Knox	0	0	0	Wayne	0	0	0
Kosciusko	2	0	2	Wells	0	0	0
LaGrange	0	0	0	White	0	0	0
Lake	0	0	0	Whitley	0	0	0
LaPorte	0	0	0	Unknown	0	0	0
Lawrence	0	0	0	<b>Totals</b>	<b>25</b>	<b>7</b>	<b>32</b>

Some discharges may be releases to County Probation - data is unable to be separated.

Diagnostics and Escapes are excluded.

Source: Mnthext4\_pgm\_tbl15.pgm

**Indiana Department of Correction**  
**Table 16**  
**Total Number of Committing Offenses for Juveniles**  
**Committed to the Indiana Department of Correction**

**February 2018**

OFFENSE (Citation Code)	NUMBER OF OFFENSES			
	This Month		This Calendar Year	
LEVEL I	Female	Male	Female	Male
Aggravated Battery (35-42-2-1.5)	0	0	0	0
Arson (35-43-1-1)	0	1	0	1
Battery (35-42-2-1)	0	3	2	6
Battery by Bodily Waste (35-42-2-6)	0	0	0	1
Burglary (35-43-2-1)	0	2	0	5
Carjacking (35-42-5-2)	0	0	0	0
Carrying Handgun w/o License (35-47-2-1)	0	1	0	2
Changing, Altering, Removing, Obliterating ID of Handgun (35-47-2-18)	0	0	0	0
Child Exploitation (35-42-4-4)	0	1	0	1
Child Molesting (35-42-4-3)	0	1	0	2
Child Seduction (35-42-4-7)	0	0	0	0
Child Selling (35-46-1-4)	0	0	0	0
Child Solicitation (35-42-4-6)	0	0	0	0
Child in Possession of Handgun (35-47-10-5)	0	2	0	4
Consumer Product Tampering (35-45-8-3)	0	0	0	0
Criminal Confinement (35-42-3-3)	0	1	0	1
Criminal Deviate Conduct (35-42-4-2)	0	0	0	0
Criminal Gang Intimidation (35-45-9-4)	0	0	0	0
Criminal Gang Recruitment	0	0	0	0
Criminal Recklessness (35-42-2-2)	0	0	0	2
Dangerous Possession of a Firearm (35-47-10-5)	0	2	0	3
Dealing in a Sawed-Off Shotgun (35-47-5-4.1)	0	0	0	0
Distribution of a Destructive Device (IC 35-47.5-5-5)	0	0	0	0
Domestic Battery (35-42-2-1.3)	0	4	0	5
Driving While Intoxicated Resulting in Death (9-30-5-5)	0	0	0	0
False Application for Handgun (35-47-2-8)	0	0	0	0
False, Altering Handgun License (35-47-2-22)	0	0	0	0
Feticide (35-42-1-6)	0	0	0	0
Handgun, False ID (35-47-2-17)	0	0	0	0
Incest (35-46-1-3)	0	0	0	0
Interference with Custody (35-42-3-4)	0	0	0	0
Intimidation (35-45-2-1)	0	0	0	0
Involuntary Manslaughter (35-42-1-4)	0	0	0	0
Kidnapping (35-42-3-2)	0	0	0	0
Murder (35-42-1-1)	0	0	0	0
Neglect of a Dependent (35-46-1-4)	0	0	0	0
Operation of a Machine Gun/Hurling a Bomb (35-47-5-9)	0	0	0	0
Overpass Mischief (35-42-2-5)	0	0	0	0
Pointing a Firearm (35-47-4-3)	0	1	0	3
Possession of Firearm on School Property (35-47-9-2)	0	0	0	1
Possession of a Machine Gun or Bomb (35-47-5-9)	0	0	0	0
Rape (35-42-4-1)	0	0	0	0
Reckless Homicide (35-42-1-5)	0	0	0	0
Resisting Law Enforcement (35-44-3-3)	0	0	0	0
Robbery (35-42-5-1)	0	1	0	6
Sell, Manufacture, Possess, Purchase Explosive (35-47-5-1)	0	0	0	0
Sell, Transfer, HIV Blood (35-42-1-7)	0	0	0	0
Selling, Transferring, Giving Handgun to Under 18 (35-47-2-7)	0	0	0	0
Sexual Battery (35-42-4-8)	0	0	0	0
Sexual Misconduct (35-44-1-5)	0	0	0	0
Sexual Misconduct with a Minor (35-42-4-9)	0	0	0	0

**LEVEL I (cont'd)****NUMBER OF OFFENSES**

	This Month		This Calendar Year	
	Female	Male	Female	Male
Stalking (35-45-10-5)	0	0	0	0
Strangulation (35-42-2-9)	0	0	0	1
Unlawful Delivery of Confiscated Firearm (35-47-3-4)	0	0	0	0
Unlawful Use of Body Armor (35-47-5-13)	0	0	0	0
Unlawful Use of Stun Gun (35-47-8-5)	0	0	0	0
Vicarious Sexual Gratification (35-42-4-5)	0	0	0	0
Voluntary Manslaughter (35-42-1-3)	0	0	0	0
<b>Sub-Total</b>	<b>0</b>	<b>20</b>	<b>2</b>	<b>44</b>

**LEVEL II**

Assisting a Criminal (35-44-3-2)	0	0	0	0
Chinese Throwing Star (35-47-5-12)	0	0	0	0
Criminal Gang Activity (35-45-9-3)	0	0	0	0
Criminal Recklessness (35-42-2-2)	0	0	0	0
Dealing Anabolic Steroid (16-42-19-27)	0	0	0	0
Dealing Methamphetamine (35-48-4-1.1)	0	1	0	1
Dealing in Cocaine or Narcotic Drug (35-48-4-1)	0	0	0	0
Dealing in Marijuana, Hash Oil, or Hashish (35-48-4-10)	0	1	0	1
Dealing in a Schedule I, II, or III Controlled Substance (35-48-4-2)	0	1	0	2
Dealing in a Schedule IV Controlled Substance (35-48-4-3)	0	0	0	0
Dealing in a Schedule V Controlled Substance (35-48-4-4)	0	0	0	0
Dealing in a Substance Represented to be a Controlled Substance (35-48-4-4.5)	0	0	0	0
Delivery of Weapon to Intoxicated Person (35-47-4-1)	0	0	0	0
Disarming Law Enforcement Officer (35-44.1-3-2)	0	0	0	0
Escape/Failure to Return to Lawful Detention (35-44-3-5)	1	0	2	2
Inmate w/ Deadly Weapon (35-44.1-3-7)	0	0	0	0
Interference with Custody (35-42-3-4)	0	0	0	0
Intimidation (35-45-2-1)	2	5	3	10
Knife with Automatic Blade (35-47-5-2)	0	0	0	0
Loan Sharking (35-45-7-2)	0	0	0	0
Maintaining a Common Nuisance (35-48-4-13)	0	0	0	0
Manufacture, Distribution, Possession of a Substance Represented to be a Controlled Substance (35-48-4-4.6)	0	0	0	0
Neglect of a Dependent (35-46-1-4)	0	0	0	0
Poss Precursors w/ Intent to Manufacture Etc. (35-48-4-14.5)	0	0	0	0
Possession of a Controlled Substance (35-48-4-7)	0	0	0	0
Possession of a Knife on School Property (35-47-5-2.5)	0	0	0	0
Promoting Prostitution (35-45-4-4)	0	0	0	0
Purchase, Possession or Sale of Stun Gun (35-47-8-5)	0	0	0	0
Resisting Law Enforcement (35-44-3-3)	0	2	0	4
Rioting with a Deadly Weapon (35-45-1-2)	0	0	0	0
Sale, Possession, Use of Legend Drug (16-42-19-27)	0	0	0	0
Sexual Misconduct with a Minor (35-42-4-9)	0	0	0	0
Stalking (35-45-10-5)	0	0	0	0
Trafficking with an Inmate (35-44-3-9)	0	0	0	0
Use of Stun Gun in Commission of a Crime (35-47-8-5)	0	0	0	0
<b>Sub-Total</b>	<b>3</b>	<b>10</b>	<b>5</b>	<b>20</b>

**LEVEL III**

Accident /Failure to Stop (9-26-1-8)	0	0	0	0
Accident, Property Damage with Injury (9-26-1-8)	0	0	0	0
Altering or Damaging Computer (35-43-1-4)	0	0	0	0
Auto Theft, Receiving Stolen Parts (35-43-4-2.5)	0	5	1	6
Battery (35-42-2-1)	3	4	6	15
Battery by Bodily Waste (35-42-2-6)	0	1	0	1
Beastiality	0	0	0	0
Bribery (35-44-1-1)	0	0	0	0
Burglary (35-43-2-1)	0	0	0	0
Check Deception (35-43-5-5)	0	1	0	1

**NUMBER OF OFFENSES**

<b>LEVEL III (cont'd)</b>	<b>This Month</b>		<b>This Calendar Year</b>	
	<b>Female</b>	<b>Male</b>	<b>Female</b>	<b>Male</b>
Check Fraud (35-43-5-12)	0	0	0	0
Child Exploitation (35-42-4-4)	0	0	0	0
Controlled Substance Registration (35-48-4-14)	0	0	0	0
Conversion (35-43-4-3)	1	1	2	1
Criminal Mischief (35-43-1-2)	1	6	1	11
Criminal Recklessness (35-42-2-2)	0	0	1	0
Criminal Trespass (35-43-2-2)	0	4	0	7
Dealing in Altered Property (35-43-4-2.3)	0	0	0	0
Dealing in Marijuana, Hash Oil, or Hashish (35-48-4-10)	0	0	0	0
Dealing in Paraphernalia (35-48-4-8.5)	0	0	0	0
Dealing in a Schedule IV Controlled Substance (35-48-4-3)	0	0	0	0
Distribution of Material Harmful to Minor (35-49-3-3)	0	0	0	0
Escape/Failure to Return to Lawful Detention (35-44-3-5)	2	9	4	17
Failure to Appear (35-44-3-6)	0	0	0	0
False Reporting (35-44-2-2)	0	0	0	0
Forgery (35-43-5-2)	0	0	0	0
Fraud (35-43-5-4)	0	0	0	0
Fraud on Financial Institution (35-45-5-8)	0	0	0	0
Home Improvement Fraud (35-43-6-13)	0	0	0	0
Identity Deception (35-43-5-3.5)	0	0	0	1
Interference with Custody (35-42-3-4)	0	0	0	0
Interference with Reporting Crime (35-42-2-5)	0	0	0	0
Invasion of Privacy (35-46-1-15.1)	0	0	0	0
Kill Domestic Animal	0	0	0	0
Manufacture of Paraphernalia (35-48-4-8.1)	0	0	0	0
Nonsupport of Child (35-46-1-5)	0	0	0	0
Nonsupport of Spouse (35-46-1-6)	0	0	0	0
Obscene Performance (35-49-3-1)	0	0	0	0
Obstructing Fireman (35-44-3-8)	0	0	0	0
Obstructing Traffic (35-42-2-4)	0	0	0	0
Obstruction of Justice (35-44-3-4)	0	0	0	0
Operating Vehicle After Lifetime Forfeiture (9-30-10-17)	0	0	0	0
Operating Vehicle While Intoxicated (9-30-5-4)	0	0	0	0
Operating Vehicle While Intoxicated with Prior (9-30-5-3)	0	0	0	0
Patronizing a Prostitute (35-45-4-3)	0	0	0	0
Perjury (35-44-2-1)	0	0	0	0
Possession of Cocaine or Narcotic Drug (35-48-4-6)	0	0	0	1
Possession of Marijuana, Hash Oil, or Hashish (35-48-4-11)	0	0	0	0
Possession of Methamphetamines (35-48-4-6.1)	0	0	0	0
Possession of Paraphernalia (35-48-4-8.3)	0	0	0	0
Possession of a Controlled Substance (35-48-4-7)	0	0	0	0
Possession of a Syringe (16-42-19-18)	0	0	0	0
Possession/Use of Legend Drug (16-42-19-13)	0	0	0	0
Professional Gambling (35-45-5-3)	0	0	0	0
Profiting from Adoption (35-46-1-9)	0	0	0	0
Promoting Professional Gambling (35-45-5-4)	0	0	0	0
Promoting Prostitution (35-45-4-4)	0	0	0	0
Prostitution (35-45-4-2)	0	0	0	0
Public Indecency (35-45-4-1)	0	0	0	0
Public Nudity (35-45-4-1.5)	0	0	0	0
Railroad Mischief (35-42-2-5.5)	0	0	0	0
Receiving Stolen Auto Parts (35-43-4-2.5)	0	1	0	2
Receiving Stolen Property (35-43-4-2)	0	0	0	0
Residential Entry (35-43-2-1.5)	0	2	1	2
Resisting Law Enforcement (35-44-3-3)	1	5	2	13
Rioting (35-45-1-2)	0	0	0	0
Sale, Possession, Use of Legend Drug (16-42-19-27)	0	0	0	0
Selling, Distributing, Exhibiting Obscene Material (35-49-3-1)	0	0	0	0
Stalking (35-45-10-5)	0	0	0	0
Synthetic Drug (35-48-4-11.5)	0	0	0	0

**NUMBER OF OFFENSES**

<b>LEVEL III (cont'd)</b>	<b>This Month</b>		<b>This Calendar Year</b>	
	<b>Female</b>	<b>Male</b>	<b>Female</b>	<b>Male</b>
Theft (35-43-4-2)	1	6	1	14
Torture or Mutilation of Animal (35-46-3-12)	0	0	0	0
Trafficking with an Inmate (35-44-3-9)	0	0	0	0
Unauthorized Possession of Prescription Form (35-48-4-14)	0	0	0	0
Unlawful Entry of Motor Vehicle (35-43-4-2.7)	0	0	0	0
Voyeurism (35-45-4-5)	0	0	0	0
Welfare Fraud (35-43-5-7)	0	0	0	0
<b>Sub-Total</b>	<b>9</b>	<b>45</b>	<b>19</b>	<b>92</b>

**LEVEL IV**

Absence From Home Detention (35-38-2.5-10)	0	1	0	1
Accident/Failure to Stop (9-26-1-8)	0	0	0	1
Alcohol Violation (31-37-2-6)	0	1	0	1
Animal Cruelty (35-46-3-12)	0	0	0	0
Assisting a Criminal (35-44-3-2)	0	0	0	0
Beats Vertebrate Animal (35-46-3-12)	0	0	0	0
Check Deception (35-43-5-5)	0	0	0	0
Common Nuisance (35-48-4-13)	0	0	0	1
Computer Trespassing (35-43-2-3)	0	0	0	0
Counterfeiting Auto Registration (9-18-2-42)	0	0	0	0
Counterfeiting a Driver's License (9-24-18-7)	0	0	0	0
Curfew Violation (31-37-2-5)	0	0	0	0
Deception (35-43-5-3)	0	0	0	0
Deer Outside Hours (14-22-6-1)	0	0	0	0
Deer w/ Illegal Device (14-22-6-1)	0	0	0	0
Disorderly Conduct (35-45-1-3)	1	4	2	7
Dissemination of Material Harmful to Minor (35-49-3-3)	0	0	0	0
Driving While Intoxicated (9-11-2-3)	0	0	0	0
Driving with Suspended License (9-24-19-2)	0	0	0	0
Exploitation of Dependent/Endangered Adult (35-46-1-12)	0	0	0	0
Failure to Appear (35-44-3-6)	0	0	0	0
Failure to Disclose Recruitment (35-46-4-4)	0	0	0	0
Failure to Respond to Summons (35-44-3-6.5)	0	0	0	0
False Auto Registration (9-18-2-44)	0	0	0	0
False Identity Statement (35-44-2-6)	0	0	1	0
False Informing (35-44-2-2)	0	0	1	1
Flag Desecration (35-45-1-4)	0	0	0	0
Glue Sniffing (35-46-6-2)	0	0	0	0
Habitual Disobedience of Parent, Guardian, or Custodian (Incorrigible) (31-37-2-4)	0	0	0	0
Harassment (35-45-2-2)	0	1	0	1
Home Improvement Fraud (35-43-6-12)	0	0	0	0
Illegal Consumption of Alcohol (7.1-5-7-7)	0	0	0	2
Illegal Possession of Alcohol (7.1-5-7-7)	0	0	0	1
Impairment of ID Number (35-43-7-4)	0	0	0	0
Interference with Custody (35-42-3-4)	0	0	0	0
Interfering with Law Enforcement Animal (35-46-3-11)	0	0	0	0
Invasion of Privacy (35-46-1-15.1)	0	0	0	0
Leaving Home w/o Permission of Parent, Guardian or Custodian (Runaway) (31-37-2-2)	0	2	0	4
Maintaining a Common Nuisance (35-48-4-13)	0	0	0	0
Nitrous Oxide Distribution (35-46-6-3)	0	0	0	0
Obscene Performance (35-49-3-1)	0	0	0	0
Obstructing Medical Emergency (35-44-3-8.5)	0	0	0	0
Obstructing Traffic (35-42-2-4)	0	0	0	0
Official Misconduct (35-44.1-1-1)	0	0	0	0
Operating Vehicle While Intoxicated (9-30-5-2)	0	0	0	1
Operating Vehicle While Intoxicated/Cntrlrd Sub (9-30-5-1)	0	0	0	0
Operating Vehicle w/o License (9-24-18-1)	0	5	0	7
Operating Vehicle w/o Proof of Financial (9-25-8-2)	0	0	0	0
Operating Vehicle w/o Registration/Plates (9-18-2-43)	0	0	0	0

<b>LEVEL IV (cont'd)</b>	<b>NUMBER OF OFFENSES</b>			
	<b>This Month</b>		<b>This Calendar Year</b>	
	<b>Female</b>	<b>Male</b>	<b>Female</b>	<b>Male</b>
Possession of Marijuana, Hash Oil, or Hashish (35-48-4-11)	0	2	0	8
Possession of Paraphernalia (35-48-4-8.3)	0	0	0	7
Possession of Substance Represented to be a Controlled Substance (35-48-4-4.6)	0	0	0	0
Possession, Purchase, Accepting Tobacco (35-46-1-10.5)	0	0	0	0
Probation Violation	0	41	0	68
Public Intoxication (7.1-5-1-3)	1	0	1	0
Receiving Unidentified Property (35-43-7-5)	0	0	0	0
Reckless Driving (9-21-8-52)	0	1	0	3
Refusal to Aid Officer (35-44-3-7)	0	0	0	0
Refusal to Identify Self (34-28-5-3.5)	0	0	0	0
Selling, Distributing, Exhibiting Obscene Material (35-49-3-1)	0	0	0	0
Synthetic Drug (35-48-4-11.5)	0	0	0	0
Taking Deer/Turkey (14-22-6-1)	0	0	0	0
Tattooing a Minor (35-42-2-7)	0	0	0	0
Torture, Kill, Mutilate an Animal (35-46-3-12)	0	0	0	0
Unauthorized Possession of Prescription (35-48-4-14)	0	0	0	0
Unlawful Entry of Motor Vehicle (35-43-4-2.7)	0	0	0	1
Unlawful Gambling (35-45-5-2)	0	0	0	0
Unlawful Use of Railroad Right of Way (8-3-15-3)	0	0	0	0
Vending Machine Vandalism (35-43-4-7)	0	0	0	0
Violation Home Detention	0	0	0	0
Violation Suspended Commitment to DOC	0	0	0	0
Violation of Compulsory School Attendance Law (Truancy) (31-37-2-3)	0	0	0	0
Voyeurism (35-45-4-5)	0	0	0	0
Welfare Fraud (35-45-5-7)	0	0	0	0
<b>Sub-Total</b>	<b>2</b>	<b>58</b>	<b>5</b>	<b>115</b>
<b>GRAND TOTAL NUMBER OF OFFENSES</b>	<b>14</b>	<b>133</b>	<b>31</b>	<b>271</b>

**Indiana Department of Correction**  
**Table 17**  
**Number of Juvenile Offenders by Most Serious Offense**  
**Committed to the Indiana Department of Correction**

**February 2018**

MOST SERIOUS OFFENSE (Citation Code)	NUMBER OF JUVENILES			
	This Month		This Calendar Year	
LEVEL I	Female	Male	Female	Male
Aggravated Battery (35-42-2-1.5)	0	0	0	0
Arson (35-43-1-1)	0	1	0	1
Battery (35-42-2-1)	0	3	2	6
Battery by Bodily Waste (35-42-2-6)	0	0	0	1
Burglary (35-43-2-1)	0	2	0	5
Carjacking (35-42-5-2)	0	0	0	0
Carrying Handgun w/o License (35-47-2-1)	0	0	0	0
Changing, Altering, Removing, Obliterating ID of Handgun (35-47-2-18)	0	0	0	0
Child Exploitation (35-42-4-4)	0	1	0	1
Child Molesting (35-42-4-3)	0	1	0	2
Child Seduction (35-42-4-7)	0	0	0	0
Child Selling (35-46-1-4)	0	0	0	0
Child Solicitation (35-42-4-6)	0	0	0	0
Child in Possession of Handgun (35-47-10-5)	0	2	0	4
Consumer Product Tampering (35-45-8-3)	0	0	0	0
Criminal Confinement (35-42-3-3)	0	0	0	0
Criminal Deviate Conduct (35-42-4-2)	0	0	0	0
Criminal Gang Intimidation (35-45-9-4)	0	0	0	0
Criminal Gang Recruitment	0	0	0	0
Criminal Recklessness (35-42-2-2)	0	0	0	1
Dangerous Possession of a Firearm (35-47-10-5)	0	2	0	3
Dealing in a Sawed-Off Shotgun (35-47-5-4.1)	0	0	0	0
Distribution of a Destructive Device (IC 35-47.5-5-5)	0	0	0	0
Domestic Battery (35-42-2-1.3)	0	3	0	4
Driving While Intoxicated Resulting in Death (9-30-5-5)	0	0	0	0
False Application for Handgun (35-47-2-8)	0	0	0	0
False, Altering Handgun License (35-47-2-22)	0	0	0	0
Feticide (35-42-1-6)	0	0	0	0
Handgun, False ID (35-47-2-17)	0	0	0	0
Incest (35-46-1-3)	0	0	0	0
Interference with Custody (35-42-3-4)	0	0	0	0
Intimidation (35-45-2-1)	0	0	0	0
Involuntary Manslaughter (35-42-1-4)	0	0	0	0
Kidnapping (35-42-3-2)	0	0	0	0
Murder (35-42-1-1)	0	0	0	0
Neglect of a Dependent (35-46-1-4)	0	0	0	0
Operation of a Machine Gun/Hurling a Bomb (35-47-5-9)	0	0	0	0
Overpass Mischief (35-42-2-5)	0	0	0	0
Pointing a Firearm (35-47-4-3)	0	1	0	2
Possession of Firearm on School Property (35-47-9-2)	0	0	0	1
Possession of a Machine Gun or Bomb (35-47-5-9)	0	0	0	0
Rape (35-42-4-1)	0	0	0	0
Reckless Homicide (35-42-1-5)	0	0	0	0
Resisting Law Enforcement (35-44-3-3)	0	0	0	0
Robbery (35-42-5-1)	0	1	0	6
Sell, Manufacture, Possess, Purchase Explosive (35-47-5-1)	0	0	0	0
Sell, Transfer, HIV Blood (35-42-1-7)	0	0	0	0
Selling, Transferring, Giving Handgun to Under 18 (35-47-2-7)	0	0	0	0
Sexual Battery (35-42-4-8)	0	0	0	0
Sexual Misconduct (35-44-1-5)	0	0	0	0
Sexual Misconduct with a Minor (35-42-4-9)	0	0	0	0



**NUMBER OF JUVENILES**

<b>LEVEL I (cont'd)</b>	<b>This Month</b>		<b>This Calendar Year</b>	
	<b>Female</b>	<b>Male</b>	<b>Female</b>	<b>Male</b>
Stalking (35-45-10-5)	0	0	0	0
Strangulation (35-42-2-9)	0	0	0	1
Unlawful Delivery of Confiscated Firearm (35-47-3-4)	0	0	0	0
Unlawful Use of Body Armor (35-47-5-13)	0	0	0	0
Unlawful Use of Stun Gun (35-47-8-5)	0	0	0	0
Vicarious Sexual Gratification (35-42-4-5)	0	0	0	0
Voluntary Manslaughter (35-42-1-3)	0	0	0	0
	<b>0</b>	<b>17</b>	<b>2</b>	<b>38</b>

**LEVEL II**

Assisting a Criminal (35-44-3-2)	0	0	0	0
Chinese Throwing Star (35-47-5-12)	0	0	0	0
Criminal Gang Activity (35-45-9-3)	0	0	0	0
Criminal Recklessness (35-42-2-2)	0	0	0	0
Dealing Anabolic Steroid (16-42-19-27)	0	0	0	0
Dealing Methamphetamine (35-48-4-1.1)	0	1	0	1
Dealing in Cocaine or Narcotic Drug (35-48-4-1)	0	0	0	0
Dealing in Marijuana, Hash Oil, or Hashish (35-48-4-10)	0	1	0	1
Dealing in a Schedule I, II, or III Controlled Substance (35-48-4-2)	0	1	0	2
Dealing in a Schedule IV Controlled Substance (35-48-4-3)	0	0	0	0
Dealing in a Schedule V Controlled Substance (35-48-4-4)	0	0	0	0
Dealing in a Substance Represented to be a Controlled Substance (35-48-4-4.5)	0	0	0	0
Delivery of Weapon to Intoxicated Person (35-47-4-1)	0	0	0	0
Disarming Law Enforcement Officer (35-44.1-3-2)	0	0	0	0
Escape/Failure to Return to Lawful Detention (35-44-3-5)	1	0	2	2
Inmate w/ Deadly Weapon (35-44.1-3-7)	0	0	0	0
Interference with Custody (35-42-3-4)	0	0	0	0
Intimidation (35-45-2-1)	2	1	3	4
Knife with Automatic Blade (35-47-5-2)	0	0	0	0
Loan Sharking (35-45-7-2)	0	0	0	0
Maintaining a Common Nuisance (35-48-4-13)	0	0	0	0
Manufacture, Distribution, Possession of a Substance Represented to be a Controlled Substance (35-48-4-4.6)	0	0	0	0
Neglect of a Dependent (35-46-1-4)	0	0	0	0
Poss precursors w/intent to manufacture etc. (35-48-4-14.5)	0	0	0	0
Possession of a Controlled Substance (35-48-4-7)	0	0	0	0
Possession of a Knife on School Property (35-47-5-2.5)	0	0	0	0
Promoting Prostitution (35-45-4-4)	0	0	0	0
Purchase, Possession or Sale of Stun Gun (35-47-8-5)	0	0	0	0
Resisting Law Enforcement (35-44-3-3)	0	0	0	2
Rioting with a Deadly Weapon (35-45-1-2)	0	0	0	0
Sale, Possession, Use of Legend Drug (16-42-19-27)	0	0	0	0
Sexual Misconduct with a Minor (35-42-4-9)	0	0	0	0
Stalking (35-45-10-5)	0	0	0	0
Trafficking with an Inmate (35-44-3-9)	0	0	0	0
Use of Stun Gun in Commission of a Crime (35-47-8-5)	0	0	0	0
<b>Sub-Total</b>	<b>3</b>	<b>4</b>	<b>5</b>	<b>12</b>

**LEVEL III**

Accident /Failure to Stop (9-26-1-8)	0	0	0	0
Accident, Property Damage with Injury (9-26-1-8)	0	0	0	0
Altering or Damaging Computer (35-43-1-4)	0	0	0	0
Auto Theft, Receiving Stolen Parts (35-43-4-2.5)	0	1	0	1
Battery (35-42-2-1)	1	1	3	4
Beastiality	0	0	0	0
Bribery (35-44-1-1)	0	0	0	0
Burglary (35-43-2-1)	0	0	0	0
Check Deception (35-43-5-5)	0	1	0	1
Check Fraud (35-43-5-12)	0	0	0	0

**NUMBER OF JUVENILES**

<b>LEVEL III (cont'd)</b>	<b>This Month</b>		<b>This Calendar Year</b>	
	<b>Female</b>	<b>Male</b>	<b>Female</b>	<b>Male</b>
Child Exploitation (35-42-4-4)	0	0	0	0
Controlled Substance Registration (35-48-4-14)	0	0	0	0
Conversion (35-43-4-3)	0	0	0	0
Criminal Mischief (35-43-1-2)	0	1	0	2
Criminal Recklessness (35-42-2-2)	0	0	1	0
Criminal Trespass (35-43-2-2)	0	1	0	2
Dealing in Altered Property (35-43-4-2.3)	0	0	0	0
Dealing in Marijuana, Hash Oil, or Hashish (35-48-4-10)	0	0	0	0
Dealing in Paraphernalia (35-48-4-8.5)	0	0	0	0
Distribution of Material Harmful to Minor (35-49-3-3)	0	0	0	0
Escape/Failure to Return to Lawful Detention (35-44-3-5)	2	3	4	5
Failure to Appear (35-44-3-6)	0	0	0	0
False Reporting (35-44-2-2)	0	0	0	0
Forgery (35-43-5-2)	0	0	0	0
Fraud (35-43-5-4)	0	0	0	0
Fraud on Financial Institution (35-45-5-8)	0	0	0	0
Home Improvement Fraud (35-43-6-13)	0	0	0	0
Identity Deception (35-43-5-3.5)	0	0	0	1
Interference with Custody (35-42-3-4)	0	0	0	0
Interference with Reporting Crime (35-42-2-5)	0	0	0	0
Invasion of Privacy (35-46-1-15.1)	0	0	0	0
Kill Domestic Animal	0	0	0	0
Manufacture of Paraphernalia (35-48-4-8.1)	0	0	0	0
Nonsupport of Child (35-46-1-5)	0	0	0	0
Nonsupport of Spouse (35-46-1-6)	0	0	0	0
Obscene Performance (35-49-3-1)	0	0	0	0
Obstructing Fireman (35-44-3-8)	0	0	0	0
Obstructing Traffic (35-42-2-4)	0	0	0	0
Obstruction of Justice (35-44-3-4)	0	0	0	0
Operating Vehicle After Lifetime Forfeiture (9-30-10-17)	0	0	0	0
Operating Vehicle While Intoxicated (9-30-5-4)	0	0	0	0
Operating Vehicle While Intoxicated with Prior (9-30-5-3)	0	0	0	0
Patronizing a Prostitute (35-45-4-3)	0	0	0	0
Perjury (35-44-2-1)	0	0	0	0
Possession of Cocaine or Narcotic Drug (35-48-4-6)	0	0	0	1
Possession of Marijuana, Hash Oil, or Hashish (35-48-4-11)	0	0	0	0
Possession of Methamphetamines (35-48-4-6.1)	0	0	0	0
Possession of Paraphernalia (35-48-4-8.3)	0	0	0	0
Possession of a Controlled Substance (35-48-4-7)	0	0	0	0
Possession of a Syringe (16-42-19-18)	0	0	0	0
Possession/Use of Legend Drug (16-42-19-13)	0	0	0	0
Professional Gambling (35-45-5-3)	0	0	0	0
Profiting from Adoption (35-46-1-9)	0	0	0	0
Promoting Professional Gambling (35-45-5-4)	0	0	0	0
Promoting Prostitution (35-45-4-4)	0	0	0	0
Prostitution (35-45-4-2)	0	0	0	0
Public Indecency (35-45-4-1)	0	0	0	0
Public Nudity (35-45-4-1.5)	0	0	0	0
Railroad Mischief (35-42-2-5.5)	0	0	0	0
Receiving Stolen Property (35-43-4-2)	0	0	0	0
Residential Entry (35-43-2-1.5)	0	1	0	1
Resisting Law Enforcement (35-44-3-3)	0	2	0	4
Rioting (35-45-1-2)	0	0	0	0
Sale, Possession, Use of Legend Drug (16-42-19-27)	0	0	0	0
Selling, Distributing, Exhibiting Obscene Material (35-49-3-1)	0	0	0	0
Stalking (35-45-10-5)	0	0	0	0
Synthetic Drug (35-48-4-11.5)	0	0	0	0
Theft (35-43-4-2)	1	4	1	7
Torture or Mutilation of Animal (35-46-3-12)	0	0	0	0
Trafficking with an Inmate (35-44-3-9)	0	0	0	0

**LEVEL III (Cont.)****NUMBER OF JUVENILES**

	This Month		This Calendar Year	
	Female	Male	Female	Male
Unauthorized Possession of Prescription Form (35-48-4-14)	0	0	0	0
Unlawful Entry of Motor Vehicle (35-43-4-2.7)	0	0	0	0
Voyeurism (35-45-4-5)	0	0	0	0
Welfare Fraud (35-43-5-7)	0	0	0	0
<b>Sub-Total</b>	<b>4</b>	<b>15</b>	<b>9</b>	<b>29</b>

**LEVEL IV**

Absence From Home Detention (35-38-2.5-10)	0	0	0	0
Accident/Failure to Stop (9-26-1-8)	0	0	0	0
Assisting a Criminal (35-44-3-2)	0	0	0	0
Beats Vertebrate Animal (35-46-3-12)	0	0	0	0
Check Deception (35-43-5-5)	0	0	0	0
Common Nuisance (35-48-4-13)	0	0	0	0
Computer Trespassing (35-43-2-3)	0	0	0	0
Counterfeiting Auto Registration (9-18-2-42)	0	0	0	0
Counterfeiting a Driver's License (9-24-18-7)	0	0	0	0
Curfew Violation (31-37-2-5)	0	0	0	0
Deception (35-43-5-3)	0	0	0	0
Disorderly Conduct (35-45-1-3)	1	2	2	3
Dissemination of Material Harmful to Minor (35-49-3-3)	0	0	0	0
Driving with Suspended License (9-24-19-2)	0	0	0	0
Exploitation of Dependent/Endangered Adult (35-46-1-12)	0	0	0	0
Failure to Appear (35-44-3-6)	0	0	0	0
Failure to Disclose Recruitment (35-46-4-4)	0	0	0	0
Failure to Respond to Summons (35-44-3-6.5)	0	0	0	0
False Auto Registration (9-18-2-44)	0	0	0	0
False Identity Statement (35-44-2-6)	0	0	1	0
False Informing (35-44-2-2)	0	0	1	0
Flag Desecration (35-45-1-4)	0	0	0	0
Glue Sniffing (35-46-6-2)	0	0	0	0
Habitual Disobedience of Parent, Guardian, or Custodian (Incorrigible) (31-37-2-4)	0	0	0	0
Harassment (35-45-2-2)	0	0	0	0
Home Improvement Fraud (35-43-6-12)	0	0	0	0
Illegal Consumption of Alcohol (7.1-5-7-7)	0	0	0	0
Illegal Possession of Alcohol (7.1-5-7-7)	0	0	0	0
Impairment of ID Number (35-43-7-4)	0	0	0	0
Interference with Custody (35-42-3-4)	0	0	0	0
Interfering with Law Enforcement Animal (35-46-3-11)	0	0	0	0
Invasion of Privacy (35-46-1-15.1)	0	0	0	0
Leaving Home w/o Permission of Parent, Guardian or Custodian (Runaway) (31-37-2-2)	0	0	0	0
Nitrous Oxide Distribution (35-46-6-3)	0	0	0	0
Obscene Performance (35-49-3-1)	0	0	0	0
Obstructing Medical Emergency (35-44-3-8.5)	0	0	0	0
Obstructing Traffic (35-42-2-4)	0	0	0	0
Operating Vehicle While Intoxicated (9-30-5-2)	0	0	0	1
Operating Vehicle While Intoxicated/Cntrl'd Sub (9-30-5-1)	0	0	0	0
Operating Vehicle w/o License (9-24-18-1)	0	0	0	0
Operating Vehicle w/o Proof of Financial (9-25-8-2)	0	0	0	0
Operating Vehicle w/o Registration/Plates (9-18-2-43)	0	0	0	0
Possession of Marijuana, Hash Oil, or Hashish (35-48-4-11)	0	0	0	2
Possession of Paraphernalia (35-48-4-8.3)	0	0	0	0
Possession of Substance Represented to be a Controlled Substance (35-48-4-4.6)	0	0	0	0
Possession, Purchase, Accepting Tobacco (35-46-1-10.5)	0	0	0	0
Probation Violation	0	0	0	0
Public Intoxication (7.1-5-1-3)	0	0	0	0
Receiving Unidentified Property (35-43-7-5)	0	0	0	0
Reckless Driving (9-21-8-52)	0	0	0	0
Refusal to Aid Officer (35-44-3-7)	0	0	0	0
Refusal to Identify Self (34-28-5-3.5)	0	0	0	0
Selling, Distributing, Exhibiting Obscene Material (35-49-3-1)	0	0	0	0

<b>LEVEL IV (cont'd)</b>	<b>NUMBER OF JUVENILES</b>			
	<b>This Month</b>		<b>This Calendar Year</b>	
	<b>Female</b>	<b>Male</b>	<b>Female</b>	<b>Male</b>
Synthetic Drug	0	0	0	0
Torture, Kill, Mutilate an Animal (35-46-3-12)	0	0	0	0
Unauthorized Possession of Prescription (35-48-4-14)	0	0	0	0
Unlawful Entry of Motor Vehicle (35-43-4-2.7)	0	0	0	0
Unlawful Gambling (35-45-5-2)	0	0	0	0
Unlawful Use of Railroad Right of Way (8-3-15-3)	0	0	0	0
Vending Machine Vandalism (35-43-4-7)	0	0	0	0
Violation Home Detention	0	0	0	0
Violation Suspended Commitment to DOC	0	0	0	0
Violation of Compulsory School Attendance Law (Truancy) (31-37-2-3)	0	0	0	0
Voyeurism (35-45-4-5)	0	0	0	0
Welfare Fraud (35-45-5-7)	0	0	0	0
<b>Sub-Total</b>	<b>1</b>	<b>2</b>	<b>4</b>	<b>6</b>
<b>GRAND TOTAL NUMBER OF JUVENILES</b>	<b>8</b>	<b>38</b>	<b>20</b>	<b>85</b>

**Indiana Department of Correction**  
**Table 18**  
**Juvenile Female New Commitments**

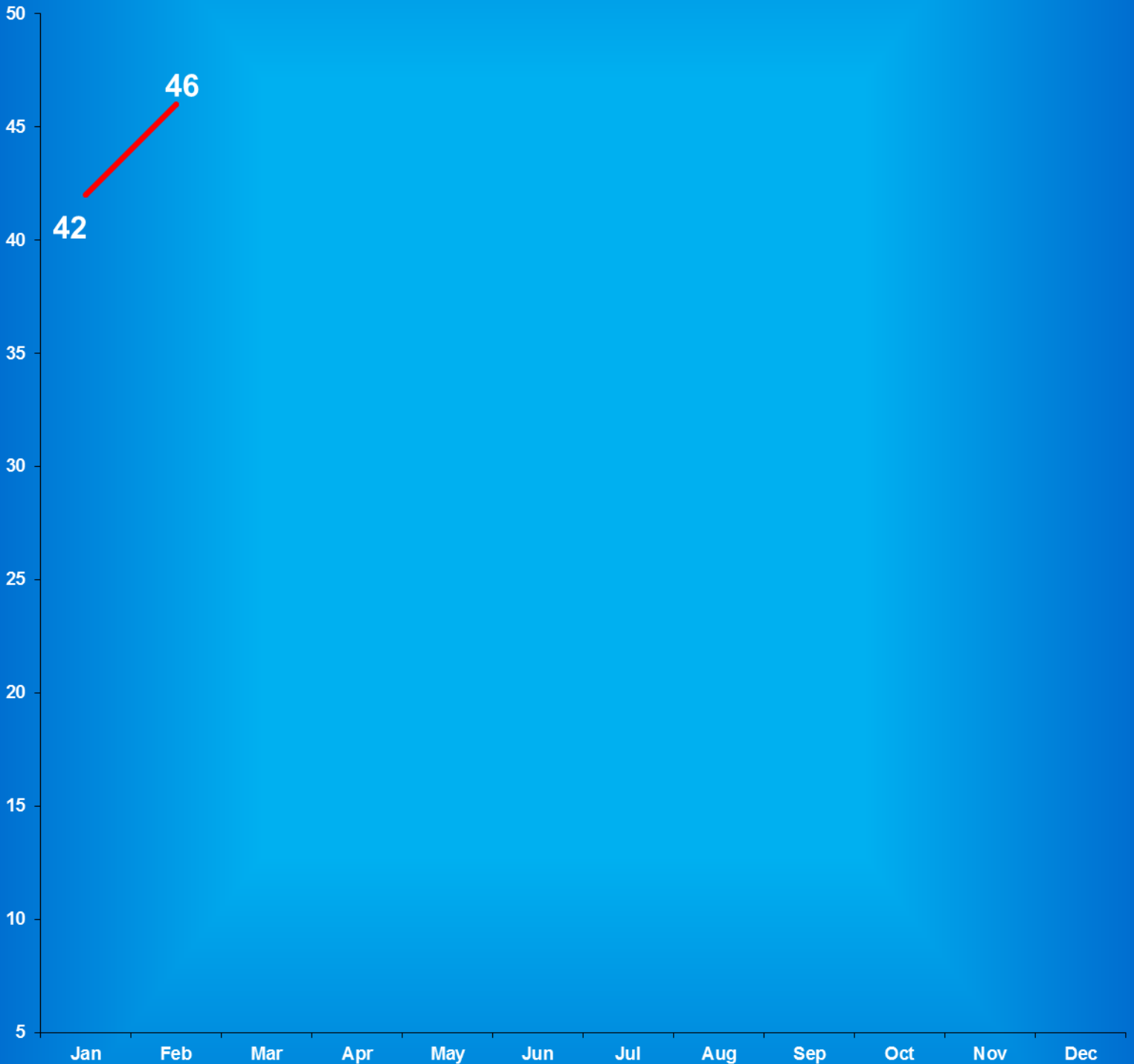
<u>Month</u>	<u>2014</u>	<u>2015</u>	<u>2016</u>	<u>2017</u>	<u>2018</u>
January	10	3	6	2	3
February	9	8	10	5	8
March	7	4	11	6	
April	15	10	9	2	
May	11	12	4	6	
June	8	6	11	7	
July	14	5	4	8	
August	10	10	4	5	
September	5	13	7	8	
October	8	0	5	6	
November	5	11	6	7	
December	<u>13</u>	<u>11</u>	<u>5</u>	<u>12</u>	
<b>TOTALS</b>	<b>115</b>	<b>93</b>	<b>82</b>	<b>74</b>	<b>11</b>

Source: SAS - mnthadm4.pgm

# Indiana Department of Correction

## Graph G

### Average Daily Juvenile Female Offender Populations Calendar Year 2018



**Indiana Department of Correction**  
**Table 19**  
**Juvenile Male New Commitments**

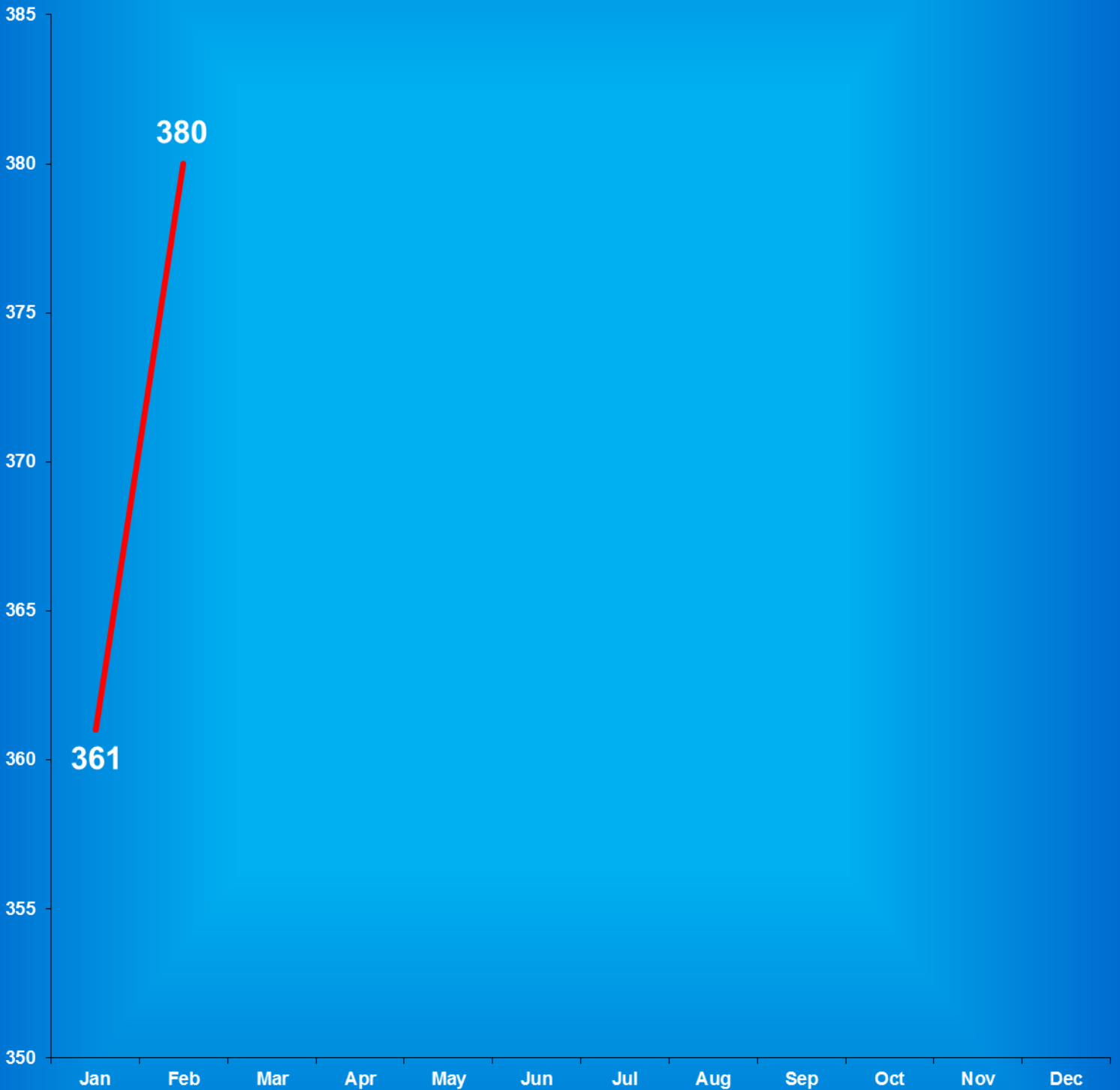
<u>Month</u>	<u>2014</u>	<u>2015</u>	<u>2016</u>	<u>2017</u>	<u>2018</u>
January	58	35	39	26	46
February	46	26	40	26	38
March	30	32	69	36	
April	53	43	33	45	
May	47	37	44	35	
June	55	41	40	48	
July	46	50	29	40	
August	42	31	38	48	
September	43	42	36	43	
October	48	45	24	39	
November	40	41	28	48	
December	<u>40</u>	<u>40</u>	<u>30</u>	<u>34</u>	
<b>TOTALS</b>	<b>548</b>	<b>463</b>	<b>450</b>	<b>468</b>	<b>84</b>

Source: SAS - mnthadm4.pgm

# Indiana Department of Correction

## Graph H

### Average Daily Juvenile Male Offender Populations Calendar Year 2018







**Indiana Department of Correction**  
**Table 20**  
**Juvenile Parole Caseload on March 01, 2018**

<u>Juvenile Reintegration Districts</u>	<b>Indiana Parolees</b>		<b>Other Jurisdiction</b>		<u>Total</u>
	<u>Juvenile Male</u>	<u>Juvenile Female</u>	<u>Juvenile Male</u>	<u>Juvenile Female</u>	
<i>Interstate Compact (RD0)*</i>	1	0	6	0	7
	<u>District Supervision Breakdown as follows:</u>				
Juv Reintegration District 2	11	0	0	0	<i>11</i>
Juv Reintegration District 3	9	3	1	0	<i>13</i>
Juv Reintegration District 4	4	2	2	0	<i>8</i>
Juv Reintegration District 5	5	0	1	0	<i>6</i>
Juv Reintegration District 6	3	2	1	0	<i>6</i>
Juv Reintegration District 8	10	0	1	0	<i>11</i>
<b>Total</b>	<b>43</b>	<b>7</b>	<b>6</b>	<b>0</b>	<b>56</b>

**Total Juvenile Parole Population on the First Day of Each Month**

<u>Calendar Year 2018</u>	<b>Indiana Parolees</b>		<b>Other Jurisdiction</b>		<u>Total</u>
	<u>Juvenile Male</u>	<u>Juvenile Female</u>	<u>Juvenile Male</u>	<u>Juvenile Female</u>	
January	52	8	8	0	<b>68</b>
February	45	6	6	0	<b>57</b>
March	43	7	6	0	<b>56</b>

*\* Includes Indiana parolees who are serving their parole in another state, as well as offenders from other States being supervised in Indiana (Interstate Compact)*

Sources:  
Parole Division  
SAS - juvparl2.pgm

**Indiana Department of Correction  
Indiana Government Center South, Room E334  
302 W. Washington Street  
Indianapolis, IN 46204**

**Prepared by:  
Joshua Ross, Research Analyst  
(317) 233-3432  
[josross@idoc.IN.gov](mailto:josross@idoc.IN.gov)**

**This report and previous reports may be found at:**

**<http://www.in.gov/idoc/2376.htm>**



# CHANGING LIVES

The logo for the Indiana Department of Correction is circular, featuring a central torch surrounded by stars. The words "EMPLOYEES", "EFFICIENCY", and "EFFECTIVENESS" are arranged around the torch. The outer ring of the logo contains the text "INDIANA DEPARTMENT OF CORRECTION". To the right of the logo is a blue silhouette of the state of Indiana.

The Indiana Department of Correction advances public safety and successful re-entry through dynamic supervision, programming, and partnerships.