


# Indiana Department of Correction

## Division of Data Analytics



## Offender Population Statistical Report

- DECEMBER 2020 -

Rob Carter, Commissioner

**Indiana Department of Correction  
Indiana Government Center South, Room E334  
302 W. Washington Street  
Indianapolis, IN 46204**

**Prepared by:  
Grant Beanblossom, Data Analyst  
(317) 233-4765  
[gbeanblossom@idoc.in.gov](mailto:gbeanblossom@idoc.in.gov)**

**This report and previous reports may be found at:**

**<http://www.in.gov/idoc/2376.htm>**



## Definitions

For the purpose of this report, the following definitions apply:

**Admission** – The means by which an offender enters the custody or jurisdiction of the Indiana Department of Correction. For this report, with the exception of the return of an escapee, this does not include a return from a temporary absence.

**Average Daily Population** – The sum of the daily beginning counts for a month, divided by that month's number of daily beginning counts.

**Beginning Count** – The number of offenders physically present at the beginning of the day (ie, 0000:01 hours).

**Class A Felony** – An offense whereby a person convicted of this felony shall be imprisoned for a fixed term of thirty years, with not more than twenty years added for aggravating circumstances, or not more than ten years subtracted for mitigating circumstances.

**Class B Felony** – An offense whereby a person convicted of this felony shall be imprisoned for a fixed term of ten years, with not more than ten years added for aggravating circumstances, or not more than four years subtracted for mitigating circumstances.

**Class C Felony** – An offense whereby a person convicted of this felony shall be imprisoned for a fixed term of four years, with not more than four years added for aggravating circumstances, or not more than two years subtracted for mitigating circumstances.

**Class D Felony** – An offense whereby a person convicted of this felony shall be imprisoned for a fixed term of one and one-half years, with not more than one and one-half years added for aggravating circumstances, or not more than one year subtracted for mitigating circumstances.

**Class 1 Felony** – An offense whereby a person convicted of this felony shall be imprisoned with a sentence range of 20-40 years, with not more than twenty years added as a habitual offender enhancement.

**Class 2 Felony** – An offense whereby a person convicted of this felony shall be imprisoned with a sentence range of 10-30 years, with not more than twenty years added as a habitual offender enhancement.

**Class 3 Felony** – An offense whereby a person convicted of this felony shall be imprisoned with a sentence range of 3-16 years, with not more than twenty years added as a habitual offender enhancement.

**Class 4 Felony** – An offense whereby a person convicted of this felony shall be imprisoned with a sentence range of 2-12 years, with not more than twenty years added as a habitual offender enhancement.

**Class 5 Felony** – An offense whereby a person convicted of this felony shall be imprisoned with a sentence range of 1-6 years, with not more than six years added as a habitual offender enhancement.

**Class 6 Felony** – An offense whereby a person convicted of this felony shall be imprisoned with a sentence range of 0.5-2.5 years, with not more than six years added as a habitual offender enhancement.

**Contracted Beds** - Those offenders who have been committed to the Indiana Department of Correction, but are housed in a local work release facility under contract of a 3rd party provider.

**County Jail "Back-ups" (Jail Bed Count)** – Those offenders who have been committed to the Indiana Department of Correction, but are housed in a county jail until they can be transferred to a Department of Correction intake facility. The county receives \$35.00 per day, per offender, to house these offenders.

**Ending Count** – The number of offenders physically present at the end of the day (ie, 2400:00 hours).

**Felon** – A person convicted in any jurisdiction who might have been imprisoned for more than one year.

**Murder** - An offense whereby a person convicted of this felony shall be imprisoned for a fixed term of fifty-five years, with not more than ten years added for aggravating circumstances, or not more than ten years subtracted for mitigating circumstances.

## Definitions Continued

**Operational Capacity** – The total bed capacity of the facility. The capacity of a facility is the number of beds authorized for safe and efficient operation of the facility.

**Pre-Dispositional** – An individual ordered by the Court to the Indiana Department of Correction for evaluation prior to sentencing.

**Release** – The means by which an offender leaves the custody or jurisdiction of the Indiana Department of Correction. For this report, with the exception of an escape, this does not include a temporary absence.

**Safekeeper** – An individual whom the Court has determined to be in imminent danger of serious bodily injury or death, or who represents a substantial threat to the safety of others, and whom the Court has ordered to the Indiana Department of Correction for custody and security control.

**Maximum Level Facilities** – Maximum security facilities have very restrictive security measures and housing is celled space.

**Medium Level Facilities** – Medium security facilities have moderate degree of security measures and housing consists of dormitories and celled space.

**Minimum Level Facilities** – Minimum Security Facilities have the least restrictive security measures and housing is dormitory style. Also included as minimum security are work release program offenders who leave the facility for outside employment but return nightly.

**Intake Facilities** – Intake facilities are designated to receive newly committed adult offenders. During the intake process each offender is evaluated through interviews, reports and diagnostic tests. This evaluation forms the basis of the offenders' facility and program assignment.

**Secure Housing Units** – Denotes maximum control with the most restrictive security measures in place.

**Vacancy** – The number of beds available for assignment.

**Juvenile Diagnostic/Walkthrough** – A Juvenile court can order a youth to the Department of Correction to be temporarily committed for not more than 14 days (excluding Saturdays, Sundays and Legal holidays) for the purpose of an evaluation. The youth must be adjudicated delinquent and the order has to be prior to disposition. The department will send a report to the court of the written findings.

## **Indiana Department of Correction Population Summary**

- There were 22,416 adult male offenders (including 887 county jail “back-ups” and 64 in contracted beds) on January 01, 2020. This population is 8% below operational bed capacity for general population.
- There were 2,318 adult female offenders (including 121 county jail “back-ups” and 36 in contracted beds) on January 01, 2020. This population is 17% below the operational bed capacity.
- There were 223 juvenile male offenders in the Department’s facilities on January 01, 2020. This population is 59% below the operational bed capacity.
- There were 36 juvenile female offenders in the Department’s facilities on January 01, 2020. This population is 39% below the operational bed capacity.
- There were 5,655 adult males on parole in Indiana (5,164 Indiana parolees and 491 other jurisdiction parolees) on January 01, 2020.
- There were 651 adult females on parole in Indiana (588 Indiana parolees and 63 other jurisdiction parolees) on January 01, 2020.
- There were 493 adults admitted to IDOC (425 males and 68 females) and 768 adults released from IDOC (661 males and 107 females) in December 2020.
- There were 26 juveniles admitted to IDOC (23 males and 3 females) and 28 juveniles released from IDOC (26 males and 2 female) in December 2020.

**Indiana Department of Correction  
Human Resource Report**

**December 31, 2020**

**ADULT FACILITIES**

Facility	Total Staff*	Custody Staff	Non-Custody	Vacancies	Hires - Rehires	Retired - Terminated	Inter-Agency		Contract/Vendor		
							In	Out	Aramark	Health	Education
Branchville Correctional Facility	255	139	116	20	8	8	0	0	6	29	8
Chain O'Lakes Correctional Facility	28	18	10	3	1	0	0	0	4	2	0
Correctional Industrial Facility	307	184	123	61	13	6	1	1	15	26	3
Edinburgh Correctional Facility	68	39	29	4	0	1	0	0	7	5	1
Indiana State Prison/Lakeside	506	287	219	66	35	13	1	0	19	38	5
Indiana Women's Prison	173	92	81	20	2	1	1	1	7	23	8
Madison Correctional Facility	207	109	98	8	9	5	3	2	7	26	4
Miami Correctional Facility	460	194	266	95	37	21	1	1	25	55	9
New Castle Correctional Facility**	413	289	124	116	0	0	0	0	23	58	17
Pendleton Correctional Facility	404	194	210	122	21	11	1	0	16	48	2
Plainfield Correctional Facility	355	194	161	40	9	4	1	0	29	36	6
Putnamville Correctional Facility	411	226	185	111	7	9	0	0	10	40	11
Reception-Diagnostic Center	215	146	69	32	2	4	0	0	0	26	0
Rockville Correctional Facility	238	133	105	28	9	6	0	0	12	34	7
South Bend Comm. Re-Entry Center	40	23	17	2	1	0	0	0	5	3	0
Heritage Trail DOC Staff	21	0	21	5	0	0	0	0	0	0	8
Heritage Trail GEO Staff**	192	116	76	18	0	0	0	0	0	11	0
Wabash Valley Correctional Facility	586	391	195	60	10	2	1	1	25	59	6
Westville Correctional Facility	690	416	274	80	45	9	1	0	29	63	12
<b>Total</b>	<b>5,569</b>	<b>3,190</b>	<b>2,379</b>	<b>891</b>	<b>209</b>	<b>100</b>	<b>11</b>	<b>6</b>	<b>239</b>	<b>582</b>	<b>107</b>

**JUVENILE FACILITIES**

Facility	Total Staff*	Custody Staff	Non-Custody	Vacancies	Hires - Rehires	Retired - Terminated	Inter-Agency		Contract/Vendor		
							In	Out	Aramark	Health	Education
Camp Summit	57	37	20	7	1	0	0	0	4	6	2
Logansport Intake/North Central	108	88	20	7	10	3	1	1	6	14	3
Pendleton Juvenile Correctional	244	103	141	49	21	11	1	1	8	16	4
<b>Total</b>	<b>409</b>	<b>228</b>	<b>181</b>	<b>63</b>	<b>32</b>	<b>14</b>	<b>2</b>	<b>2</b>	<b>18</b>	<b>36</b>	<b>9</b>

**ADMINISTRATIVE**

Central Office***	<b>Total</b>	<b>552</b>	<b>266</b>	<b>286</b>	<b>68</b>	<b>1</b>	<b>2</b>	<b>0</b>	<b>0</b>	<b>0</b>	<b>5</b>	<b>0</b>
-------------------	--------------	------------	------------	------------	-----------	----------	----------	----------	----------	----------	----------	----------

**TOTALS**

<b>STATE EMPLOYEE TOTAL</b>	<b>5,925</b>	<b>3,279</b>	<b>2,646</b>	<b>888</b>	<b>242</b>	<b>116</b>	<b>13</b>	<b>8</b>	<b>0</b>	<b>0</b>	<b>0</b>
<b>CONTRACT EMPLOYEE TOTAL</b>	<b>1,601</b>	<b>405</b>	<b>1,196</b>	<b>134</b>	<b>0</b>	<b>0</b>	<b>0</b>	<b>0</b>	<b>257</b>	<b>623</b>	<b>116</b>
<b>GRAND TOTAL</b>	<b>7,526</b>	<b>3,684</b>	<b>3,842</b>	<b>1,022</b>	<b>242</b>	<b>116</b>	<b>13</b>	<b>8</b>	<b>257</b>	<b>623</b>	<b>116</b>

\* Total Active Staff does not include those on disability, suspension, or leave with pay.


\*\* New Castle Correctional Facility and Heritage Trail are privately contracted institutions. Their hire/rehire and termination/reire data is not provided to DOC.

\*\*\* Includes Technology Services Division, PEN Products, Staff Development and Training, and the Parole Division (counted as Custody Staff)

Note: Total staff, custody staff, non-custody staff, and vacancy data are as of the end of the month.

Hires and re-hires, retirements and terminations, intra-agency transfer in and transfer out are the total number of actions for the month.

Source: DOC Human Resource



# Offender Statistics



**Indiana Department of Correction**

**Table 1**

**Offender Population & Vacancy Numbers, by Facility Security Level  
January 1, 2021**

**Minimum Security - Adult MALE**

	<b>December Ending Count</b>	<b>General Population Vacancies</b>	<b>Programs &amp; Treatment Vacancies</b>	<b>Restricted Housing &amp; Infirmary Vacancies</b>	<b>Down Beds</b>	<b>Held Beds</b>
Chain O'Lakes	95	7	0	0	0	0
Edinburgh	275	63	0	0	0	0
Miami - MCA	91	112	0	0	0	1
New Castle - NCA	128	76	0	0	0	0
Pendleton - IRO	137	81	0	0	1	1
Westville - WCA	330	37	12	0	0	0
Wabash Valley - WVA	149	49	0	0	0	0
<b>Total</b>	<b>1,205</b>	<b>425</b>	<b>12</b>	<b>0</b>	<b>1</b>	<b>2</b>

**Re-Entry & Work Release - Adult MALE**

Bartholomew Co. Re-Entry	10	10	0	0	0	0
Chain O'Lakes Re-Entry	28	10	0	0	0	0
Lake Co. Re-Entry/M	7	3	0	0	0	0
South Bend Re-Entry	118	83	0	0	0	0
VOA/Hope Hall Re-Entry	26	14	0	0	0	0
Starke Co. PI - TC	21	21	0	27	N/A	0
<b>Total</b>	<b>210</b>	<b>141</b>	<b>0</b>	<b>27</b>	<b>0</b>	<b>0</b>

**Medium Security - Adult MALE**

	<b>December Ending Count</b>	<b>General Population Vacancies</b>	<b>Programs &amp; Treatment Vacancies</b>	<b>Restricted Housing &amp; Infirmary Vacancies</b>	<b>Down Beds</b>	<b>Held Beds</b>
Branchville	1,339	109	82	3	0	0
Correctional Industrial	1,333	143	6	4	6	3
Indiana State Prison ISO	301	81	0	0	0	3
Plainfield	1,400	101	4	13	205	5
Putnamville	1,886	189	80	7	330	1
Heritage Trail	694	222	0	0	0	0
Westville	2,243	257	191	80	134	20
New Castle	2,297	57	42	16	2	7
<b>Total</b>	<b>11,493</b>	<b>1,159</b>	<b>405</b>	<b>123</b>	<b>677</b>	<b>39</b>



Table 1 (Cont.)

<b>Maximum Security - Adult MALE</b>
--------------------------------------

	December Ending Count	General Population Vacancies	Programs & Treatment Vacancies	Restricted Housing & Infirmary Vacancies	Down Beds	Held Beds
Miami	2,101	121	17	2	741	2
Indiana State Prison	1,928	73	26	8	27	15
Pendleton	1,399	43	0	18	7	7
Pendleton Treatment Unit	178	0	74	0	7	1
ISR Secure Housing Unit	59	0	0	9	1	0
New Castle Annex	391	27	0	49	16	3
New Castle Mental Health	110	0	16	0	2	0
WCU Secure Housing Unit	109	0	0	0	1	0
Wabash Valley	1,715	19	27	19	5	12
WVS Secure Housing Unit	189	0	0	8	18	2
Reception Diag. Center	442	172	0	0	19	0
<b>Total</b>	<b>8,621</b>	<b>455</b>	<b>160</b>	<b>113</b>	<b>844</b>	<b>42</b>

<b>Minimum Security &amp; Re-Entry - Adult FEMALE</b>
---

	December Ending Count	General Population Vacancies	Programs & Treatment Vacancies	Restricted Housing & Infirmary Vacancies	Down Beds	Held Beds
Madison	518	329	0	0	0	1
Jefferson Co. Re-Entry	40	30	0	0	0	0
Crane House	36	9	0	0	0	0
<b>Total</b>	<b>594</b>	<b>368</b>	<b>0</b>	<b>0</b>	<b>0</b>	<b>1</b>

<b>Medium Security - Adult FEMALE</b>
---------------------------------------

Rockville	891	72	246	9	0	0
<b>Total</b>	<b>891</b>	<b>72</b>	<b>246</b>	<b>9</b>	<b>0</b>	<b>0</b>

<b>Maximum Security - Adult FEMALE</b>
--

Women's Prison	611	81	26	9	0	0
Rockville Intake	101	120	0	0	0	0
<b>Total</b>	<b>712</b>	<b>201</b>	<b>26</b>	<b>9</b>	<b>0</b>	<b>0</b>

<b>JAIL BED COUNT</b>
-----------------------

Adult Male	887	887	887	887	887	0%
Adult Female	<u>121</u>	<u>121</u>	<u>121</u>	<u>121</u>	<u>121</u>	<u>0%</u>
<b>Total</b>	<b>1,008</b>	<b>1,008</b>	<b>1,008</b>	<b>1,008</b>	<b>1,008</b>	<b>0</b>

Table 1 (Cont.)

<b>JUVENILE OFFENDERS</b>
---------------------------

**Juvenile Male**

	December Ending Count	General Population Vacancies	Programs & Treatment Vacancies	Restricted Housing & Infirmery Vacancies	Down Beds	Held Beds
North Central Juvenile Correctional Facility	89	84	0	0	0	1
Pendleton Juvenile Correctional Facility	134	234	0	12	0	11
<b>Total</b>	<b>223</b>	<b>318</b>	<b>0</b>	<b>12</b>	<b>0</b>	<b>12</b>

**Juvenile Female**

LaPorte Juvenile Correctional Facility	36	23	0	3	0	0
--	----	----	---	---	---	---

<b>TOTALS</b>
---------------

	December Ending Count	General Population Vacancies	Programs & Treatment Vacancies	Restricted Housing & Infirmery Vacancies	Down Beds	Held Beds
GRAND TOTAL FOR ALL ADULT MALES (Includes Jail Bed Count and Contracted Beds)	22,416	3,067	1,464	1,150	2,409	83
TOTAL FOR ADULT MALES IDOC FACILITIES ONLY	21,465	2,132	577	236	1,522	83
GRAND TOTAL FOR ALL ADULT FEMALES (Includes Jail Bed Count and Contracted Beds)	2,318	762	393	139	121	1
TOTAL FOR ADULT FEMALES IDOC FACILITIES ONLY	2,161	602	272	18	0	1
TOTAL FOR JUVENILE MALES	223	318	0	12	0	12
TOTAL FOR JUVENILE FEMALES	36	23	0	3	0	0
<b>GRAND TOTAL FOR THE DEPARTMENT (Includes Jail Bed Count and Contracted Beds)</b>	<b>24,993</b>	<b>4,170</b>	<b>1,857</b>	<b>1,304</b>	<b>2,530</b>	<b>96</b>
<b>GRAND TOTAL FOR THE DEPARTMENT (Excludes Jail Bed Count and Contracted Beds)</b>	<b>23,885</b>	<b>3,075</b>	<b>849</b>	<b>269</b>	<b>1,522</b>	<b>96</b>

Sources: Planning Division Facility Body Count Report  
 Planning Division Juvenile Daily Count Report  
 OIS - Jail Bed Count  
 Operational Support Services - Vacancy Report

**Indiana Department of Correction**  
**Table 2**  
**Operational Capacity Compared to Population, by Facility**  
**January 1, 2021**

<b>Minimum Security - Adult MALE</b>					
	<b>November Operational Capacity</b>	<b>December Operational Capacity</b>	<b>December Adjusted Operational Capacity*</b>	<b>December Ending Count</b>	<b>Percent +/- Capacity</b>
Chain O'Lakes	102	102	102	95	-7%
Edinburgh	344	338	338	275	-19%
Miami - MCA	204	203	203	91	-55%
New Castle - NCA	204	204	204	128	-37%
Pendleton - IRO	219	218	218	137	-37%
Westville - WCA	368	367	367	330	-10%
Wabash Valley - WVA	<u>197</u>	<u>198</u>	<u>198</u>	<u>149</u>	<u>-25%</u>
<b>Total</b>	<b>1,638</b>	<b>1,630</b>	<b>1,630</b>	<b>1,205</b>	<b>-26%</b>

<b>Re-Entry &amp; Work Release - Adult MALE</b>					
Bartholomew Co. Re-Entry	20	20	40	10	-75%
Chain O'Lakes Re-Entry	38	38	38	28	-26%
Lake Co. Re-Entry/M	10	10	10	7	-30%
South Bend Re-Entry	201	201	201	118	-41%
VOA/Hope Hall Re-Entry	40	40	40	26	-35%
Starke Co. PI - TC	<u>48</u>	<u>48</u>	21	21	0
<b>Total</b>	<b>357</b>	<b>357</b>	<b>350</b>	<b>210</b>	<b>-40%</b>

<b>Medium Security - Adult MALE</b>					
Branchville	1,493	1,434	1,448	1,339	-8%
Correctional Industrial	1,482	1,478	1,476	1,333	-10%
Indiana State Prison ISO	382	382	382	301	-21%
Plainfield	1,504	1,511	1,501	1,400	-7%
Putnamville	2,093	2,086	2,075	1,886	-9%
Heritage Trail	916	916	916	694	-24%
Westville	2,546	2,510	2,500	2,243	-10%
New Castle	2,411	2,369	2,354	2,297	-2%
<b>Total</b>	<b>12,827</b>	<b>12,686</b>	<b>12,652</b>	<b>11,493</b>	<b>-9%</b>

Table 2 (Cont.)

<b>Maximum Security - Adult MALE</b>					
	<b>November Operational Capacity</b>	<b>December Operational Capacity</b>	<b>December Adjusted Operational Capacity*</b>	<b>December Ending Count</b>	<b>Percent +/- Capacity</b>
Miami	2,334	2,230	2,222	2,101	-5%
Indiana State Prison	1,997	1,988	1,988	1,928	-3%
Pendleton	1,482	1,466	1,442	1,399	-3%
Pendleton Treatment Unit	179	178	178	178	0%
ISR Secure Housing Unit	66	59	59	59	0%
New Castle Annex	401	418	418	391	-6%
New Castle Mental Health	110	110	110	110	0%
WCU Secure Housing Unit	108	109	109	109	0%
Wabash Valley	1,704	1,717	1,734	1,715	-1%
WVS Secure Housing Unit	192	189	189	189	0%
Reception Diag. Center	<u>695</u>	<u>695</u>	<u>442</u>	<u>442</u>	<u>0%</u>
<b>Total</b>	<b>9,268</b>	<b>9,159</b>	<b>8,891</b>	<b>8,621</b>	<b>-3%</b>

<b>Minimum Security &amp; Re-Entry - Adult FEMALE</b>					
Madison	848	847	847	518	-39%
Jefferson Co. Re-Entry	72	70	70	40	-43%
Crane House	45	45	45	36	-20%
<b>Total</b>	<b>965</b>	<b>962</b>	<b>962</b>	<b>594</b>	<b>-38%</b>

<b>Medium Security - Adult FEMALE</b>					
Rockville	<u>990</u>	<u>963</u>	<u>963</u>	<u>891</u>	-7%
<b>Total</b>	<b>990</b>	<b>963</b>	<b>963</b>	<b>891</b>	<b>-7%</b>

<b>Maximum Security - Adult FEMALE</b>					
Women's Prison	707	660	660	611	-7%
Rockville Intake	<u>212</u>	<u>212</u>	<u>101</u>	<u>101</u>	<u>0%</u>
<b>Total</b>	<b>919</b>	<b>872</b>	<b>761</b>	<b>712</b>	<b>-6%</b>

<b>JAIL BED COUNT**</b>					
Adult Male	789	887	887	887	0%
Adult Female	<u>48</u>	<u>121</u>	<u>121</u>	<u>121</u>	<u>0%</u>
<b>Total</b>	<b>837</b>	<b>1,008</b>	<b>1,008</b>	<b>1,008</b>	<b>0%</b>

<b>JUVENILE OFFENDERS</b>					
	<b>Juvenile Male</b>				
North Central Juvenile Correctional Facility	174	173	173	89	-49%
Pendleton Juvenile Correctional Facility	<u>391</u>	<u>368</u>	<u>368</u>	<u>134</u>	<u>-64%</u>
<b>Total</b>	<b>565</b>	<b>541</b>	<b>541</b>	<b>223</b>	<b>-59%</b>

Table 2 (Cont.)

**Juvenile Female**

	November Operational Capacity	December Operational Capacity	December Adjusted Operational Capacity*	December Ending Count	Percent +/- Capacity
LaPorte Juvenile Correctional Facility	62	62	59	36	-39%

<b>TOTALS</b>					
	November Operational Capacity	December Operational Capacity	December Adjusted Operational Capacity*	December Ending Count	Percent +/- Capacity
GRAND TOTAL FOR ALL ADULT MALES (Includes Jail Bed Count and Contracted Beds)	24,879	24,719	24,410	22,416	-8%
TOTAL FOR ADULT MALES IDOC FACILITIES ONLY	23,972	23,714	23,412	21,465	-8%
GRAND TOTAL FOR ALL ADULT FEMALES (Includes Jail Bed Count and Contracted Beds)	2,922	2,918	2,807	2,318	-17%
TOTAL FOR ADULT FEMALES IDOC FACILITIES ONLY	2,829	2,752	2,641	2,161	-18%
TOTAL FOR JUVENILE MALES	565	541	541	223	-59%
TOTAL FOR JUVENILE FEMALES	62	62	59	36	-39%
<b>GRAND TOTAL FOR THE DEPARTMENT (Includes Jail Bed Count** and Contracted Beds)</b>	<b>28,428</b>	<b>28,240</b>	<b>27,817</b>	<b>24,993</b>	<b>-10%</b>
<b>GRAND TOTAL FOR THE DEPARTMENT (Excludes Jail Bed Count and Contracted Beds)</b>	<b>27,428</b>	<b>27,069</b>	<b>26,653</b>	<b>23,885</b>	<b>-10%</b>

\*Adjusted Operational Capacity includes Intake Beds and excludes Down, Held, and Segregation/Infirmery, and Program/Treatment Hold Beds.

\*\*Jail Bed Counts - IDOC offender Jail Bed holding is demand-based, therefore Jail Bed Percent Capacity is always 0%. Jail Bed Operational Capacity is determined by each county's availability and fluctuates from month to month.

Sources: Planning Division Facility Body Count Report  
 Planning Division Juvenile Daily Count Report  
 OIS - Jail Bed Count  
 Operational Support Services - Vacancy Report

**Indiana Department of Correction**

**Table 3**

**Facility Population on the First Day of Each Month  
(Excludes County Jail "Back-ups" & Contracted Beds)**

<b><u>2019</u></b>	<b><u>Adult Male</u></b>	<b><u>Adult Female</u></b>	<b><u>Juvenile Male</u></b>	<b><u>Juvenile Female</u></b>	<b><u>Total</u></b>
January	23,970	2,500	365	38	26,873
February	23,876	2,481	382	41	26,780
March	23,963	2,481	386	40	26,870
April	24,030	2,488	383	44	26,945
May	24,103	2,522	372	34	27,031
June	24,138	2,549	360	36	27,083
July	24,181	2,596	355	34	27,166
August	24,186	2,574	367	43	27,170
September	24,285	2,630	373	39	27,327
October	24,264	2,614	376	39	27,293
November	24,274	2,582	368	39	27,263
December	24,259	2,564	360	28	27,211

<b><u>2020</u></b>	<b><u>Adult Male</u></b>	<b><u>Adult Female</u></b>	<b><u>Juvenile Male</u></b>	<b><u>Juvenile Female</u></b>	<b><u>Total</u></b>
January	24,294	2,569	325	25	27,213
February	24,238	2,544	342	21	27,145
March	24,253	2,540	349	23	27,165
April	24,294	2,553	350	24	27,221
May	23,844	2,502	348	27	26,721
June	23,328	2,472	347	29	26,176
July	22,895	2,412	309	26	25,642
August	22,560	2,341	294	28	25,223
September	22,174	2,282	272	26	24,754
October	22,009	2,231	266	28	24,534
November	21,809	2,264	231	32	24,336
December	21,685	2,221	230	36	24,172

<b><u>2021</u></b>	<b><u>Adult Male</u></b>	<b><u>Adult Female</u></b>	<b><u>Juvenile Male</u></b>	<b><u>Juvenile Female</u></b>	<b><u>Total</u></b>
January	21,465	2,161	223	36	23,885
February					
March					
April					
May					
June					
July					
August					
September					
October					
November					
December					

Source: Research Division Juvenile Daily Count Report

**Indiana Department of Correction**  
**Table 4**  
**Parole Caseload on January 9th, 2020**

<u>Parole District</u>	<b>Indiana Parolees</b>		<b>Other Jurisdiction</b>		<u>Total</u>
	<u>Adult Male</u>	<u>Adult Female</u>	<u>Adult Male</u>	<u>Adult Female</u>	
<i>Interstate Compact (PD0)*</i>	367	29	491	63	950
	<b>District Supervision Breakdown as follows:</b>				
Re-Entry Parole (PD1)	331	52	24	2	409
Fort Wayne (PD2)	632	78	60	5	775
Indianapolis (PD3)	1108	96	84	12	1,300
Evansville (P4A)	446	42	61	9	558
Terre Haute (P4B)	421	43	28	5	497
Bloomington (PD5)	300	43	35	7	385
Gary (PD6)	386	23	47	3	459
New Castle (PD7)	621	95	45	9	770
South Bend (PD8)	631	55	65	6	757
Madison (PD9)	288	61	42	5	396
<b>Total</b>	<b>5,531</b>	<b>617</b>	<b>491</b>	<b>63</b>	<b>6,702</b>

**Total Parole Population on the First Day of Each Month**

<u>Calendar Year 2020</u>	<b>Indiana Parolees</b>		<b>Other Jurisdiction</b>		<u>Total</u>
	<u>Adult Male</u>	<u>Adult Female</u>	<u>Adult Male</u>	<u>Adult Female</u>	
January	5,430	625	443	55	6,553
February	5,339	617	448	53	6,457
March	5,199	625	445	57	6,326
April	5,244	626	439	57	6,366
May	5,364	647	437	54	6,502
June	5,473	665	419	51	6,608
July	5,516	662	419	47	6,644
August	5,521	667	464	53	6,705
September	5,509	658	482	59	6,708
October	5,519	665	488	61	6,733
November	5,540	625	487	61	6,713
December	5,531	617	491	63	6,702

\* Includes Indiana parolees who are serving their parole in another state, as well as offenders from other States being supervised in Indiana (Interstate Compact)

Sources: Juvenile Services  
Parole Division



# Adult Offender Statistics





**Indiana Department of Correction**  
**Table 5**  
**Monthly Admissions and Releases- Adult Offenders**  
(Includes County Jail "Back-ups" & Contracted Beds)  
**December 2020**

<b>Admissions</b>	<b>Male</b>	<b>Female</b>	<b>Total</b>
New Commitments	218	41	259
Parole Violators - New Commits	14	0	14
Parole Violators - Technical	40	1	41
Unsentenced (Safekeepers)	5	0	5
Return from Esc - Sec/NonSec Facility	0	0	0
Return from Escape - Non-Secure Facility	0	0	0
Return from Escape - CTP Absconds	0	0	0
Court Supervision Violators - New Commits	42	9	51
Court Supervision Violators - Technical	96	17	113
Return from CTP - New Commits	1	0	1
Return from CTP - Technical	9	0	9
Unknown (Missing Data)	0	0	0
<b>Total Admissions</b>	<b>425</b>	<b>68</b>	<b>493</b>

<b>Releases</b>	<b>Male</b>	<b>Female</b>	<b>Total</b>
Parole	317	45	362
Probation	165	40	205
Escape Secure Facility	0	0	0
Walk-Away - Non-Secure Facility	0	0	0
Discharged	77	9	86
Unsentenced Discharged	1	0	1
Other (i.e. Death)	21	1	22
Community Transition Program (CTP)	79	12	91
CTP Absconds	1	0	1
Unknown (Missing Data)	0	0	0
<b>Total Releases</b>	<b>661</b>	<b>107</b>	<b>768</b>

*Of the 218 new commitments of male felons, 89 (40.8%) had a prior commitment.*

*Of the 41 new commitments of female felons, 11 (26.8%) had a prior commitment.*

*Effective July 1, 1998, misdemeanants are to be committed to DOC only under special circumstances (IC 11-12-6)*

*Sources: SAS-prsadm8.pgm, SAS - prisrel8.pgm*

**Indiana Department of Correction**  
**Table 6**  
**New Admissions by County of Commitment - Adult Offenders**

**December 2020**

County	Felony Level													Total	County	Felony Level													Total
	Murder	FA	FB	FC	FD	F1	F2	F3	F4	F5	F6	Other*	Murder			FA	FB	FC	FD	F1	F2	F3	F4	F5	F6	Other*			
Adams	0	1	0	0	0	1	0	1	2	1	2	0	8	Madison	0	0	0	0	0	0	2	0	3	7	0	12			
Allen	0	0	2	1	0	1	1	4	8	21	6	0	44	Marion	0	1	1	0	1	1	6	15	18	28	0	71			
Bartholomew	0	0	0	0	0	0	0	0	0	1	3	0	4	Marshall	0	0	0	0	0	0	6	0	3	1	0	10			
Benton	0	0	0	0	0	0	0	0	0	0	0	0	0	Martin	0	0	0	0	0	0	0	0	0	0	0	0			
Blackford	0	0	0	0	0	0	0	0	0	1	1	0	2	Miami	0	0	0	0	0	0	0	0	2	0	0	2			
Boone	0	0	0	0	0	0	0	0	1	1	0	0	2	Monroe	0	0	0	0	0	0	0	0	2	0	0	2			
Brown	0	0	0	0	0	0	0	0	0	1	1	0	2	Montgomery	0	0	0	0	0	0	0	0	1	1	1	3			
Carroll	0	0	0	0	0	0	0	0	0	0	0	0	0	Morgan	0	0	1	0	0	0	0	1	0	1	0	3			
Cass	0	0	0	0	0	0	0	0	0	0	2	0	3	Newton	0	0	0	0	0	0	0	0	0	2	0	2			
Clark	0	0	0	0	0	1	0	3	3	0	0	0	7	Noble	0	0	0	1	0	0	0	2	1	4	0	8			
Clay	0	0	0	0	0	0	0	1	0	0	0	0	1	Ohio	0	0	0	0	0	0	0	0	0	0	0	0			
Clinton	0	0	0	0	0	1	0	1	0	1	0	0	3	Orange	0	0	0	0	0	0	0	0	1	0	0	1			
Crawford	0	0	0	0	0	0	0	0	0	0	0	0	0	Owen	0	0	0	0	0	0	0	0	0	0	0	0			
Daviess	0	0	0	0	0	0	0	1	0	0	0	0	1	Parke	0	0	0	0	0	0	0	0	1	1	0	2			
Dearborn	0	0	2	1	0	0	0	1	1	5	0	0	10	Perry	0	0	0	0	0	0	0	0	1	1	0	2			
Decatur	0	0	0	0	0	0	0	0	5	3	0	8	Pike	0	1	0	0	0	0	0	0	0	0	0	0	1			
DeKalb	0	0	0	0	0	0	0	2	0	0	0	2	Porter	1	0	0	0	0	0	0	0	2	0	0	3				
Delaware	0	0	0	0	0	0	0	0	0	0	0	0	0	Posey	0	0	0	0	0	0	1	1	1	0	0	4			
Dubois	0	0	0	0	0	0	0	1	2	0	0	3	Pulaski	0	0	0	0	0	0	0	0	0	0	0	0	0			
Elkhart	1	0	0	1	0	0	0	4	3	5	2	16	Putnam	0	0	0	0	0	0	0	0	1	0	0	1				
Fayette	0	0	0	0	0	0	0	1	1	0	0	2	Randolph	0	0	0	0	0	0	0	0	0	0	0	0	0			
Floyd	0	0	0	0	0	0	2	1	0	0	0	3	Ripley	0	0	0	0	0	0	0	0	1	1	0	2				
Fountain	0	0	0	0	0	0	0	0	0	0	0	0	0	Rush	0	0	0	0	0	0	0	0	0	0	0	0			
Franklin	0	0	0	0	0	0	0	0	0	0	0	0	0	St. Joseph	0	0	0	1	0	0	0	1	2	1	0	7			
Fulton	0	0	0	0	0	0	0	0	0	2	0	2	Scott	0	0	0	0	0	0	0	0	2	0	0	2				
Gibson	0	0	0	0	0	0	0	0	0	0	0	0	0	Shelby	0	0	0	0	0	0	0	3	1	0	0	4			
Grant	0	0	0	0	0	0	1	0	0	1	0	2	Spencer	0	0	0	0	0	0	0	0	0	0	0	0	0			
Greene	0	0	0	0	0	0	0	1	0	0	0	1	Starke	0	0	0	0	0	0	0	0	1	0	0	1				
Hamilton	0	0	0	0	0	0	1	1	1	1	0	4	Steuben	0	0	0	0	0	0	0	0	2	0	0	2				
Hancock	0	0	0	0	0	0	2	3	1	0	0	6	Sullivan	0	0	0	0	0	0	1	0	1	0	0	2				
Harrison	0	0	1	0	0	0	0	0	0	0	0	1	Switzerland	0	0	0	0	0	0	0	0	0	2	0	2				
Hendricks	0	0	0	0	0	2	1	1	3	0	0	7	Tippecanoe	0	0	0	1	0	1	0	3	1	7	2	15				
Henry	0	0	0	0	0	0	0	1	1	1	0	3	Tipton	0	0	0	0	0	0	0	0	0	0	0	0				
Howard	0	0	0	0	0	0	0	1	1	0	0	2	Union	0	0	0	0	0	0	0	0	0	0	0	0				
Huntington	0	0	0	0	0	1	0	0	4	0	0	5	Vanderburgh	0	0	0	0	1	1	3	3	2	2	0	12				
Jackson	0	0	0	0	0	0	2	0	5	0	0	7	Vermillion	0	0	0	0	0	0	1	0	0	0	0	1				
Jasper	0	0	0	0	0	0	0	0	0	0	0	0	0	Vigo	0	0	0	0	0	0	1	0	0	0	1				
Jay	0	0	2	0	0	0	3	0	6	0	0	11	Wabash	0	0	0	0	0	0	1	2	2	0	0	5				
Jefferson	0	0	0	0	0	0	1	0	5	0	0	6	Warren	0	0	0	0	0	0	0	0	0	1	0	1				
Jennings	0	0	0	0	0	0	0	1	0	1	0	2	Warrick	0	0	0	0	0	0	0	0	0	1	0	1				
Johnson	0	0	0	0	0	0	1	1	5	1	0	8	Washington	0	0	0	0	0	0	0	1	1	0	0	2				
Knox	0	0	0	0	0	0	1	0	2	0	0	3	Wayne	0	0	0	0	0	0	1	1	1	0	0	3				
Kosciusko	0	0	0	0	0	1	2	1	1	0	0	5	Wells	0	0	1	0	0	0	0	2	1	2	0	6				
LaGrange	0	0	0	0	0	0	0	1	0	0	0	1	White	0	0	0	0	0	1	0	0	0	0	0	1				
Lake	2	0	0	0	1	0	3	0	5	0	0	11	Whitley	0	0	0	0	0	1	0	1	1	0	0	3				
LaPorte	0	0	0	0	0	0	3	3	4	0	0	10	Unknown	0	0	0	0	0	0	0	0	0	0	0	0				
Lawrence	0	0	0	0	0	1	0	1	2	1	0	5	Totals	4	3	10	6	1	6	24	65	87	164	53	0	423			

Data based on Most Serious Offense and includes only New- and Rec commitments.  
 Parole violators are not included.  
 \*\*Other\* may include missing, habitual offense, contempt of court, or misdemeanor.  
 \*\*\*Unknown\* represents offenders who were sentenced to DOC, but County of Commitment data was unavailable.  
 Source: Prsadm7.pgm

**Indiana Department of Correction**

**Table 7**

**Release Type by County of Commitment - Adult Offenders**

**December 2020**

County	Release Type				Total	County	Release Type				Total
	Parole	Probation	Discharged	CTP			Parole	Probation	Discharged	CTP	
Adams	1	2	0	1	4	Madison	17	9	2	4	32
Allen	21	16	2	12	51	Marion	79	43	17	13	152
Bartholomew	5	1	0	1	7	Marshall	5	3	1	1	10
Benton	0	0	0	0	0	Martin	1	0	0	1	2
Blackford	2	0	0	0	2	Miami	0	0	0	0	0
Boone	1	2	1	1	5	Monroe	7	1	3	0	11
Brown	2	0	0	0	2	Montgomery	4	0	0	1	5
Carroll	1	0	0	0	1	Morgan	4	0	2	0	6
Cass	3	2	0	3	8	Newton	1	0	0	0	1
Clark	4	3	1	0	8	Noble	5	4	1	0	10
Clay	1	1	0	0	2	Ohio	1	0	0	0	1
Clinton	2	1	0	1	4	Orange	3	2	1	1	7
Crawford	0	1	0	0	1	Owen	1	0	1	0	2
Daviess	1	0	0	1	2	Parke	3	1	1	0	5
Dearborn	3	5	0	1	9	Perry	1	1	1	0	3
Decatur	2	2	1	1	6	Pike	3	0	0	0	3
DeKalb	1	0	1	2	4	Porter	1	2	1	0	4
Delaware	8	3	0	1	12	Posey	1	3	0	1	5
Dubois	1	1	0	1	3	Pulaski	1	1	0	1	3
Elkhart	12	8	4	7	31	Putnam	0	0	0	0	0
Fayette	2	4	0	1	7	Randolph	0	0	0	0	0
Floyd	4	1	0	0	5	Ripley	6	0	0	0	6
Fountain	1	0	0	1	2	Rush	1	3	1	1	6
Franklin	1	1	1	0	3	St. Joseph	13	6	2	1	22
Fulton	2	0	1	0	3	Scott	0	0	3	1	4
Gibson	1	0	0	0	1	Shelby	8	1	1	1	11
Grant	3	4	3	2	12	Spencer	1	0	0	0	1
Greene	3	2	1	0	6	Starke	0	0	0	0	0
Hamilton	4	4	1	0	9	Steuben	0	1	0	0	1
Hancock	1	1	0	0	2	Sullivan	2	0	0	1	3
Harrison	0	0	0	0	0	Switzerland	1	1	0	0	2
Hendricks	2	4	1	0	7	Tippecanoe	3	8	0	0	11
Henry	4	2	1	0	7	Tipton	0	0	0	0	0
Howard	4	2	1	1	8	Union	1	0	0	0	1
Huntington	1	2	2	0	5	Vanderburgh	19	6	7	5	37
Jackson	2	2	3	2	9	Vermillion	2	0	0	0	2
Jasper	4	0	0	0	4	Vigo	3	5	1	0	9
Jay	5	2	1	1	9	Wabash	1	3	0	0	4
Jefferson	5	3	0	1	9	Warren	0	0	0	1	1
Jennings	3	0	1	0	4	Warrick	0	2	1	0	3
Johnson	8	1	4	0	13	Washington	0	1	0	1	2
Knox	0	0	0	1	1	Wayne	6	1	2	2	11
Kosciusko	3	3	1	0	7	Wells	3	1	1	1	6
LaGrange	1	0	0	1	2	White	0	0	1	0	1
Lake	8	2	1	7	18	Whitley	1	1	1	0	3
LaPorte	4	7	0	0	11	Unknown	1	0	1	1	3
Lawrence	5	0	1	1	7	<b>Totals</b>	<b>362</b>	<b>205</b>	<b>87</b>	<b>91</b>	<b>745</b>

This data excludes Temporary Moves, Safekeepers, Predispositions, Escapes, Deaths, releases from CTP and releases from Out of State Parole.

\*"Unknown" represents offenders who were sentenced to DOC, but County of Commitment data was unavailable.

Source: prisrel7.pgm

**Indiana Department of Correction**  
**Table 8**  
**The Number of Department of Correction Offenders**  
**Held in County Jails\***  
**December 31, 2020**

<u>County</u>	<u>Adult Male</u>	<u>Adult Female</u>	<u>County</u>	<u>Adult Male</u>	<u>Adult Female</u>	<u>County</u>	<u>Adult Male</u>	<u>Adult Female</u>
Adams	17	1	Hendricks	14	0	Pike	6	1
Allen	50	9	Henry**	3	0	Porter	12	1
Bartholomew	13	2	Howard	18	0	Posey	6	2
Benton	3	0	Huntington	3	3	Pulaski**	1	0
Blackford**	4	2	Jackson	21	2	Putnam**	5	1
Boone	4	0	Jasper	5	0	Randolph	2	0
Brown	1	1	Jay	15	4	Ripley	10	0
Carroll	0	2	Jefferson	20	4	Rush	5	1
Cass	13	2	Jennings	7	3	St. Joseph	4	3
Clark	18	3	Johnson	26	9	Scott	9	3
Clay	11	0	Knox**	3	0	Shelby	0	0
Clinton	16	0	Kosciusko	12	0	Spencer**	25	1
Crawford**	1	0	LaGrange	1	0	Starke	2	0
Daviess	1	0	Lake	29	1	Steuben	4	0
Dearborn	4	2	LaPorte	13	1	Sullivan	0	0
Decatur	3	2	Lawrence	7	2	Switzerland	0	0
DeKalb	5	3	Madison	27	7	Tippecanoe	25	6
Delaware	17	2	Marion	60	4	Tipton	0	0
Dubois	9	0	Marshall	15	4	Union	0	0
Elkhart	34	3	Martin	2	0	Vanderburgh	36	0
Fayette	7	0	Miami	2	0	Vermillion	3	0
Floyd	14	1	Monroe	11	0	Vigo	0	0
Fountain	9	1	Montgomery	10	1	Wabash	5	3
Franklin	0	0	Morgan	12	2	Warren	2	0
Fulton	9	0	Newton	2	0	Warrick	0	0
Gibson	3	1	Noble	11	2	Washington	5	0
Grant	16	2	Ohio	0	0	Wayne	22	1
Greene	8	0	Orange**	3	2	Wells**	10	2
Hamilton	22	3	Owen	0	0	White	3	0
Hancock	12	1	Parke	1	1	Whitley	3	0
Harrison**	5	0	Perry	0	1	<b>Total</b>	<b>887</b>	<b>121</b>

\* Data is based on known frequencies reported by the counties; some county data may be missing

\*\* County Jail Substance Abuse Programs

Source: Offender Movement

**Indiana Department of Correction**  
**Table 9**  
**Community Transition Program**  
**Average Daily Populations**

<u>Month</u>	<u>2016</u>	<u>2017</u>	<u>2018</u>	<u>2019</u>	<u>2020</u>
January	518	465	392	382	338
February	480	475	402	379	338
March	492	475	411	372	317
April	518	481	441	376	278
May	499	487	443	396	279
June	469	481	398	379	241
July	491	445	386	393	256
August	496	421	395	336	254
September	509	400	387	330	262
October	478	385	384	324	259
November	470	389	366	323	270
December	<u>461</u>	<u>372</u>	<u>381</u>	<u>339</u>	<u>275</u>
<b>YEARLY AVERAGE</b>	<b>490</b>	<b>440</b>	<b>399</b>	<b>361</b>	<b>281</b>

Source: CTP Database and OIS Warmbody

**Indiana Department Of Correction**  
**Table 10**  
**Community Transition Program**  
**December 2020 Release Information (Felony Level A-D)**

<b>Total number of offenders eligible to be released =</b>		<b>131</b>
Felony A and B total =	103	
Felony C total =	18	
Felony D total =	2	
Murder =	8	
<b>Total number of offenders transitioned to counties for CTP =</b>		<b>26</b>
By default (lack of response from judge)		
Felony A or B =	0	
Felony C =	2	
Felony D =	0	
By approval by court order from judge		
Felony A or B =	16	
Felony C =	3	
Felony D =	1	
Murder =	4	
<b>Total number of offenders transitioned to counties then returned to DOC due to refusal (court ordered denial upon receipt of offender) =</b>		<b>0</b>
<b>Total number of court ordered denials =</b>		<b>70</b>
Felony A or B =	56	
Felony C =	11	
Felony D =	1	
Murder =	2	
<b>Total number of Felony A or B, or Murder denials by default (no response from judge) =</b>		<b>25</b>
<b>Total number of offenders who became ineligible after eligibility determined but prior to CTP commencement date (reasons include change in Earliest Possible Release Date, change in warrant status, released to probation or to parole, other miscellaneous) =</b>		<b>10</b>
Felony A or B =	8	
Felony C =	2	
Felony D =	0	
Murder =	0	

Source: SAS - CTP2 Adms

**Indiana Department Of Correction**  
**Table 10**  
**Community Transition Program**  
**December 2020 Release Information (Felony Level 1-6)**

<b>Total number of offenders eligible to be released =</b>		<b>325</b>
Felony 1 and 2 total =	7	
Felony 3 and 4 total =	108	
Felony 5 and 6 total =	210	
<b>Total number of offenders transitioned to counties for CTP =</b>		<b>71</b>
By default (lack of response from judge)		
Felony 1 and 2 total =	0	
Felony 3 and 4 total =	0	
Felony 5 and 6 total =	22	
By approval by court order from judge		
Felony 1 and 2 total =	0	
Felony 3 and 4 total =	25	
Felony 5 and 6 total =	24	
<b>Total number of offenders transitioned to counties then returned to DOC due to refusal (court ordered denial upon receipt of offender) =</b>		<b>0</b>
<b>Total number of court ordered denials =</b>		<b>189</b>
Felony 1 and 2 total =	5	
Felony 3 and 4 total =	57	
Felony 5 and 6 total =	127	
<b>Total number of Felony 1 or 2 denials by default (no response from judge) =</b>		<b>1</b>
<b>Total number of offenders who became ineligible after eligibility determined but prior to CTP commencement date (reasons include change in Earliest Possible Release Date, change in warrant status, released to probation or to parole, other miscellaneous) =</b>		<b>46</b>
Felony 1 and 2 total =	1	
Felony 3 and 4 total =	8	
Felony 5 and 6 total =	37	

Indiana Department of Correction  
Table 11  
Total Number of Felony Offenses  
Committed to the Indiana Department of Correction

December 2020

Felony Level	Primary Offense	Secondary Offense	Dec-20		This Calendar Year	
			SEX		SEX	
			F	M	F	M
A Felony	Arson (35-43-1-1)		-	-	-	1
	Burglary (35-43-2-1)		-	-	-	3
	Child Molesting (35-42-4-3)		-	1	-	20
	Criminal Deviate Conduct (35-42-4-2)		-	-	-	2
	Dealing Cocaine or Narcotic Drug (35-48-4-1)		-	1	5	16
	Dealing Methamphetamine (35-48-4-1.1)		-	-	2	2
	Dealing Sched I, II, or III Cntrld Sub (35-48-4-2)		1	-	1	2
	Rape (35-42-4-1)		-	-	-	2
	Robbery (35-42-5-1)		-	-	-	4
	Voluntary Manslaughter (35-42-1-3)		-	-	-	1
	<b>A Felony Total</b>			<b>1</b>	<b>2</b>	<b>8</b>

Felony Level	Primary Offense	Secondary Offense	Dec-20		This Calendar Year		
			SEX		SEX		
			F	M	F	M	
B Felony	Aggravated Battery (35-42-2-1.5)		-	1	-	8	
	Arson (35-43-1-1)		-	-	-	1	
	Attempt to Commit a Felony (35-41-5-1)	Robbery (35-42-5-1)	-	-	-	2	
	Battery (35-42-2-1)		-	-	-	2	
	Burglary (35-43-2-1)		-	1	2	64	
	Carjacking (35-42-5-2)		-	-	-	1	
	Child Molesting (35-42-4-3)		-	1	-	7	
	Criminal Confinement (35-42-3-3)		-	-	-	6	
	Dealing Cocaine or Narcotic Drug (35-48-4-1)		1	-	6	36	
	Dealing Methamphetamine (35-48-4-1.1)		1	1	13	34	
	Dealing Sched I, II, or III Cntrld Sub (35-48-4-2)		1	-	7	10	
	Felon in Possession of a Firearm (35-47-4-5)		-	1	-	11	
	Neglect of a Dependent (35-46-1-4)		-	-	3	-	
	Possession Methamphetamine (35-48-4-6.1)		-	-	1	3	
	Possession of Cocaine or Narcotic Drug (35-48-4-6)		-	-	1	2	
	Rape (35-42-4-1)		-	-	-	1	
	Robbery (35-42-5-1)		-	1	-	36	
	Sexual Misconduct with a Minor (35-42-4-9)		-	1	1	7	
	<b>B Felony Total</b>			<b>3</b>	<b>7</b>	<b>34</b>	<b>231</b>

Felony Level	Primary Offense	Secondary Offense	Dec-20		This Calendar Year		
			SEX		SEX		
			F	M	F	M	
C Felony	Assisting a Criminal (35-44-3-2)		-	-	-	1	
	Auto Theft, Receiving Stolen Parts (35-43-4-2.5)		-	-	-	1	
	Battery (35-42-2-1)		-	-	-	9	
	Burglary (35-43-2-1)		-	2	2	20	
	Check Fraud (35-43-5-12)		-	-	1	-	
	Child Exploitation (35-42-4-4)		-	-	-	2	
	Child Molesting (35-42-4-3)		-	-	2	21	
	Contribute to Delinquency (35-46-1-8)		-	-	-	1	
	Controlled Substance Registration (35-48-4-14)		-	-	1	-	
	Corrupt Business Influence (35-45-6-2)		-	-	-	2	
	Criminal Confinement (35-42-3-3)		-	-	-	3	
	Criminal Recklessness (35-42-2-2)		-	-	-	3	
	Felon in Possession of a Firearm (35-47-4-5)		-	-	-	1	
	Firearm w/in One Mile of School (35-47-2-1)		-	-	-	4	
	Forgery (35-43-5-2)		-	1	8	5	
	Fraud on Financial Institution (35-43-5-8)		-	-	2	-	
	Intimidation (35-45-2-1)		-	-	-	1	
	Neglect of a Dependent (35-46-1-4)		-	2	-	3	
	Non-Support of Dependent Child (35-46-1-5)		-	2	-	25	
	Operating Vehicle Intoxicated/Death (9-30-5-5)		-	-	-	1	
	Operating Vehicle w/Lifetime Suspension (9-30-10-17)		-	-	-	11	
	Possession Methamphetamine (35-48-4-6.1)		-	-	-	2	
	Possession of Cocaine or Narcotic Drug (35-48-4-6)		-	-	-	2	
	Possession of Precursors (35-48-4-14.5)		-	-	1	-	
	Reckless Homicide (35-42-1-5)		-	-	-	1	
	Robbery (35-42-5-1)		-	-	1	12	
	Sexual Battery (35-42-4-8)		-	-	-	1	
	Sexual Misconduct with a Minor (35-42-4-9)		-	1	-	5	
	Welfare Fraud (35-43-5-7)		1	-	6	1	
	<b>C Felony Total</b>			<b>1</b>	<b>8</b>	<b>24</b>	<b>138</b>

Felony Level	Primary Offense	Secondary Offense	Dec-20		This Calendar Year	
			SEX		SEX	
			F	M	F	M
D Felony	Auto Theft, Receiving Stolen Parts (35-43-4-2.5)		-	-	1	3
	Battery (35-42-2-1)		-	-	-	2
	Child Exploitation (35-42-4-4)		-	-	-	2
	Child Solicitation (35-42-4-6)		-	-	-	1
	Criminal Confinement (35-42-3-3)		-	-	-	1
	Criminal Recklessness (35-42-2-2)		-	-	-	1



Felony Level	Primary Offense	Secondary Offense	Dec-20		This Calendar Year	
			SEX		SEX	
			F	M	F	M
D Felony (Cont'd)	Cruelty to Animals (35-46-3-12)		-	-	-	2
	Dealing Marijuana, Hash Oil, or Hashish (35-48-4-10)		-	-	-	1
	Domestic Battery (35-42-2-1.3)		-	-	-	2
	Driving While Suspended/Oper Veh HTV (9-30-10-16)		-	-	-	2
	Failure to Remit Sales Tax (6-2.5-9-3)		-	-	-	1
	Failure to Return to Lawful Detention (35-44-3-5)		-	-	-	3
	Fraud (35-43-5-4)		-	-	-	2
	Intimidation (35-45-2-1)		-	-	-	1
	Maintaining a Common Nuisance (35-48-4-13)		-	-	1	2
	Neglect of a Dependent (35-46-1-4)		-	-	-	2
	Non-Support of a Child (35-46-1-5)		-	-	-	16
	Operating Vehicle Intox-Prior (9-30-5-3)		-	-	1	4
	Operating Vehicle Intoxicated-Contrlld Sub (9-30-5-1)		-	-	-	1
	Operating Vehicle Intoxicated-Endanger (9-30-5-2)		-	-	-	2
	Poss. of Marijuana, Hash Oil, or Hashish (35-48-4-11)		-	-	1	2
	Possession - Syringe/Needle (16-42-19-18)		-	-	-	1
	Possession of Cocaine or Narcotic Drug (35-48-4-6)		-	-	1	3
	Possession of Controlled Substance (35-48-4-7)		-	-	1	4
	Possession of Meth(35-48-4-6.1)		-	-	1	5
	Possession of Precursors (35-48-4-14.5)		-	-	1	-
	Residential Entry (35-43-2-1.5)		-	-	-	1
	Resisting Law Enforcement (35-44-3-3)		-	-	-	3
	Sexual Battery (35-42-4-8)		-	-	-	2
	Strangulation (35-42-2-9)		-	-	-	1
	Theft, Receiving Stolen Property (35-43-4-2)		-	1	5	18
	Vicious Sexual Gratification (35-42-4-5)		-	-	-	1
D Felony Total			0	1	13	92

Felony Level	Primary Offense	Secondary Offense	Dec-20		This Calendar Year	
			SEX		SEX	
			F	M	F	M
Level 1 Felony	Aggravated Battery (35-42-2-1.5)		-	-	2	2
	Aiding, Inducing or Causing an Offense (35-41-2-4)	Murder (35-42-1-1)	-	-	1	1
	Attempted Murder (35-42-1-1(1))		-	-	-	2
	Attempt to Commit a Felony (35-41-5-1)	Murder (35-42-1-1)	-	-	1	18
	Burglary (35-43-2-1)		-	-	-	5
	Child Molesting (35-42-4-3)		-	10	2	72
	Conspiracy (35-41-5-2)	Child Molesting (35-42-4-3)	-	-	1	-
		Murder (35-42-1-1)	-	-	1	1
	Criminal Gang Enhancement (35-50-2-15)		-	-	-	1
	Firearm Enhancement (35-50-2-11)		-	-	1	1
	Neglect of a Dependent/Death (35-46-1-4)		-	-	10	4
	Rape (35-42-4-1)		-	-	-	8
Level 1 Felony Total			0	10	19	115

Felony Level	Primary Offense	Secondary Offense	Dec-20		This Calendar Year	
			SEX		SEX	
			F	M	F	M
Level 2 Felony	Aiding, Inducing or Causing an Offense (35-41-2-4)	Dealing Methamphetamine (35-48-4-1.1)	-	-	-	1
	Attempt to Commit a Felony (35-41-5-1)	Burglary (35-43-2-1)	-	-	-	1
	Battery (35-42-2-1)		-	1	-	1
	Burglary (35-43-2-1)		-	1	2	18
	Conspiracy (35-41-5-2)	Burglary (35-43-2-1)	-	-	-	1
		Dealing Methamphetamine (35-48-4-1.1)	-	-	1	2
		Murder (35-42-1-1)	-	-	-	1
		Robbery (35-42-5-1)	-	-	-	1
	Criminal Confinement (35-42-3-3)		-	-	-	3
	Dealing Cocaine or Narcotic Drug (35-48-4-1)		1	3	6	61
	Dealing Methamphetamine (35-48-4-1.1)		5	11	49	187
	Dealing Sched I, II, or III Cntrlld Sub (35-48-4-2)		-	-	1	6
	Fire Arm Enhancement (35-50-2-11)		-	-	-	1
	Kidnapping (35-42-3-2)		-	-	-	3
	Manufacturing Methamphetamine (35-42-4-5)		-	-	-	1
	Robbery (35-42-5-1)		-	3	1	13
	Voluntary Manslaughter (35-42-1-3)		1	1	2	13
Level 2 Felony Total			7	20	62	314

Felony Level	Primary Offense	Secondary Offense	Dec-20		This Calendar Year	
			SEX		SEX	
			F	M	F	M
Level 3 Felony	Accident/Failure to Stop-Serious Inj/Death (9-26-1-1.1)		-	2	2	5
	Aggravated Battery (35-42-2-1.5)		-	9	4	66
	Aiding, Inducing or Causing an Offense (35-41-2-4)	Child Molesting (35-42-4-3)	-	-	1	-
		Dealing Methamphetamine (35-48-4-1.1)	-	-	2	-
		Kidnapping (35-42-3-2)	-	-	-	1
		Robbery (35-42-5-1)	1	1	1	2
	Arson (35-43-1-1)		-	-	-	1
	Attempt to Commit a Felony (35-41-5-1)	Burglary (35-43-2-1)	-	-	-	1
		Rape (35-42-4-1)	-	-	-	3
		Robbery (35-42-5-1)	-	2	1	6
	Battery (35-42-2-1)		-	1	4	3
	Burglary (35-43-2-1)		-	1	-	14
	Child Molesting (35-42-4-3)		-	7	2	35
	Child Sexual Trafficking (35-42-3.5-1a)		-	1	-	1
	Conspiracy (35-41-5-2)	Aggravated Battery (35-42-2-1.5)	-	-	1	-
		Dealing Cocaine or Narcotic Drug (35-48-4-1)	-	-	1	-
		Robbery (35-42-5-1)	1	-	1	1
	Criminal Confinement (35-42-3-3)		-	-	6	46
	Dealing Cocaine or Narcotic Drug (35-48-4-1)		2	-	9	48

Felony Level	Primary Offense	Secondary Offense	Dec-20		This Calendar Year	
			SEX		SEX	
			F	M	F	M
Level 3 Felony (Cont'd)	Dealing Methamphetamine (35-48-4-1.1)		2	14	33	109
	Dealing Sched I, II, or III Cntrl'd Sub (35-48-4-2)		-	-	4	11
	Dealing Sched IV Cntrl'd Sub (35-48-4-3)		-	-	-	1
	Feticide (35-42-1-6)		-	-	-	1
	Kidnapping (35-42-3-2)		-	-	1	9
	Manufacturing Meth (35-48-4-1.2)		-	-	1	-
	Neglect of a Dependent/Death (35-46-1-4)		1	-	8	11
	Possession of Cocaine or Narcotic Drug (35-48-4-6)		-	2	2	16
	Possession of Meth (35-48-4-6.1)		2	-	14	48
	Promotion of Child Sex. Trafficking (35-42-3-5-1.2)		-	-	1	-
	Rape (35-42-4-1)		-	2	-	24
	Resisting Law Enforcement (35-44.1-3-1)		-	-	-	1
	Robbery (35-42-5-1)		1	29	20	282
Level 3 Felony Total			10	71	119	746

Felony Level	Primary Offense	Secondary Offense	Dec-20		This Calendar Year	
			SEX		SEX	
			F	M	F	M
Level 4 Felony	Aiding, Inducing or Causing an Offense (35-41-2-4)	Burglary (35-43-2-1)	-	-	1	1
		Dealing Methamphetamine (35-48-4-1.1)	-	-	1	2
	Arson (35-43-1-1)		-	3	5	27
	Attempt to Commit a Felony (35-41-5-1)	Burglary (35-43-2-1)	-	-	-	3
		Escape (35-44.1-3-4)	-	-	-	1
		Robbery (35-42-5-1)	-	-	-	1
		Sexual Misconduct with a Minor (35-42-4-9)	-	-	-	1
	Battery (35-42-2-1)		-	-	-	2
	Burglary (35-43-2-1)		-	22	45	256
	Child Exploitation (35-42-4-4)		-	-	2	12
	Child Molestation (35-42-4-3)		-	11	2	144
	Child Solicitation (35-42-4-6)		-	-	-	14
	Conspiracy (35-41-5-2)	Arson (35-43-1-1)	-	-	1	-
		Dealing Methamphetamine (35-48-4-1.1)	-	-	-	2
	Criminal Confinement (35-42-3-3)		-	1	-	6
	Dealing Cocaine or Narcotic Drug (35-48-4-1)		4	6	18	75
	Dealing Methamphetamine (35-48-4-1.1)		4	8	67	161
	Dealing Sched 5 Substance (35-48-4-4)		-	-	-	3
	Dealing Sched I, II, or III Cntrl'd Sub (35-48-4-2)		1	2	5	5
	Dealing Sched IV Controlled Substance (35-48-4-3)		-	-	-	2
	Escape 35-44.1-3-4		-	-	-	2
	Felon in Possession of a Firearm (35-47-4-5)		1	25	2	270
	Firearm Enhancement (35-50-2-11)		-	1	-	1
	Incest (35-46-1-3)		-	-	-	3
	Kidnapping(35-42-3-2)		-	-	-	1
	Manufacturing Meth (35-48-4-1.2)		-	-	2	6
	Operating Vehicle Intoxicated/Death (9-30-5-5)		-	3	1	17
	Pharmacy Robbery (35-42-5-1(b))		-	-	-	2
	Possession of Cocaine or Narcotic Drug (35-48-4-6)		-	2	2	22
	Possession of Dangerous Device (35-44.1-3-7)		-	-	-	4
	Possession of Meth (35-48-4-6.1)		4	10	33	97
	Promoting Prostitution, under 18 (35-45-4-4)		-	-	1	-
	Sexual Misconduct with a Minor (35-42-4-9)		-	11	6	52
	Stalking (35-45-10-5)		-	-	-	2
	Vicarious Sexual Gratification (35-42-4-5)		-	-	-	2
Level 4 Felony Total			14	105	194	1199

Felony Level	Primary Offense	Secondary Offense	Dec-20		This Calendar Year	
			SEX		SEX	
			F	M	F	M
Level 5 Felony	Aiding, Inducing or Causing an Offense (35-41-2-4)	Burglary (35-43-2-1)	-	1	-	1
		Dealing Cocaine or Narcotic Drug (35-48-4-1)	-	-	1	-
		Dealing in Methamphetamine (35-48-4-1.1)	-	-	1	-
		Fraud on Financial Institution (35-43-5-8)	-	-	-	1
		Robbery (35-42-5-1)	-	2	-	3
	Assisting a Criminal (35-44.1-2-5)		-	-	3	4
	Attempt to Commit a Felony (35-41-5-1)	Att. to Commit a Crime by Committing (35-41-5-1)	-	-	1	-
		Battery (35-42-2-1)	-	-	1	-
		Burglary (35-43-2-1)	-	1	-	2
		Dealing in Methamphetamine (35-48-4-1.1)	-	-	-	1
		Escape (35-44.1-3-4)	-	-	-	2
		Fraud on Financial Institution (35-43-5-8)	-	-	-	1
		Obstruction of Justice (35-44-3-4)	-	-	-	1
		Open Veh Intox Resulting Death of an Animal (9-30-5-5)	-	-	-	1
		Robbery (35-42-5-1)	-	-	1	3
		Trafficking with an Inmate (35-44.1-3-5)	-	-	-	1
	Auto Theft, Receiving Stolen Parts (35-43-4-2.5)		-	3	-	13
	Battery (35-42-2-1)		3	20	35	270
	Burglary (35-43-2-1)		2	12	24	259
	Child Exploitation (35-42-4-4)		-	1	-	35
	Child Pornography (35-42-4-4(C))		-	-	1	4
	Child Possession of a Firearm (35-47-10-5)		-	-	-	9
	Child Seduction (35-42-4-7)		-	-	-	4
	Child Solicitation (35-42-4-6)		-	3	-	25
	Conspiracy (35-41-5-2)	Burglary (35-43-2-1)	-	-	-	1
		Fraud on Financial Institution (35-43-5-8)	-	-	-	1
		Providing Gun to Ineligible Pers (35-47-2.5-16)	-	-	-	1
		Trafficking with an Inmate (35-44.1-3-5)	-	-	-	1
	Contrib. to the Delinquency of a Minor(35-46-1-8)		-	-	1	-
	Controlled Substance Registration (35-48-4-14)		-	-	1	-
	Conversion (35-43-4-3)		-	-	1	2
	Corrupt Business Influence (35-45-6-2)		-	2	7	15
			-	5	1	34

Felony Level	Primary Offense	Secondary Offense	Dec-20		This Calendar Year	
			SEX		SEX	
			F	M	F	M
Level 5 Felony (Cont'd)	Criminal Confinement (35-42-3-3)		-	5	2	58
	Criminal Recklessness (35-42-2-2)		-	6	1	40
	Dealing Cocaine or Narcotic Drug (35-48-4-1)		3	4	25	75
	Dealing Marijuana, Hash Oil, or Hashish (35-48-4-10)		-	1	-	13
	Dealing Methamphetamine (35-48-4-1.1)		6	19	42	180
	Dealing Sched I, II, or III Cntrl'd Sub (35-48-4-2)		-	-	9	4
	Dealing Sched IV Cntrl'd Sub (35-48-4-3)		-	-	-	1
	Dealing in Methamphetamine (35-48-4-1.1)		2	4	37	101
	Dealing/Poss. Look-Alike Subs (35-48-4-4.6)		-	1	2	7
	Disarm/Attempt to Disarm an Officer (35-44.1-3-2)		-	1	1	7
	Domestic Battery (35-42-2-1.3)		1	17	22	170
	Escape (35-44.1-3-4)		2	4	17	45
	Fail to Stop Acc Death (9-26-1-1.1)		-	-	3	5
	Failure to Register as a Sex Offender (11-8-8-17)		-	7	1	87
	Firearm w/in One Mile of School (35-47-2-1)		-	23	12	268
	Fraud on Financial Institution (35-43-5-8)		1	2	9	24
	Incest (35-46-1-3)		-	-	-	3
	Interference w/ Medical Services (35-45-21-5)		-	-	1	-
	Intimidation (35-45-2-1)		-	11	11	97
	Involuntary Manslaughter (35-42-1-4)		-	-	-	2
	Kidnapping (35-42-3-2)		-	1	-	8
	Neglect of a Dependent/Death (35-46-1-4)		1	1	22	14
	Non-Support of Dependent Child (35-46-1-5)		-	-	1	7
	Obliterating Handgun I.D. (35-47-2-18)		-	-	1	14
	Obstruction of Justice (35-44.1-2-2)		-	2	-	9
	Oper Veh Aft Life Susp (9-30-10-17)		1	10	10	127
	Operating Veh while Intoxicated (9-30-5-2)		-	-	2	6
	Operating Vehicle Intoxicated-Contrld Sub (9-30-5-1)		-	-	-	1
	Operating Vehicle Intoxicated/Death (9-30-5-5)		-	-	2	3
	Operating Vehicle Intoxicated/Injury (9-30-5-4)		-	1	7	7
	Overpass Mischief (35-42-2-5)		-	-	-	1
	Possession of Cocaine or Narcotic Drug 35-48-4-6		1	1	14	84
	Possession of Dangerous Device (35-44.1-3-7)		-	-	-	8
	Possession of Precursors (35-48-4-14.5)		-	-	-	1
	Possession of Syringes or Needles (16-42-19-18)		-	-	-	1
	Pred Job Near Child (35-42-7-10)		-	-	-	1
	Promoting Prostitution (35-45-4-4)		-	-	-	1
	Prov Gun to Inel Per (35-47-2.5-16)		-	-	-	1
	Reckless Driving in a Workzone w/ Workers (9-21-8-56)		-	-	-	1
	Reckless Homicide (35-42-1-5)		1	1	4	14
	Resisting Law Enforcement (35-44.1-3-1)		-	-	-	8
	Robbery (35-42-5-1)		-	6	10	105
	Sexual Misconduct with a Minor (35-42-4-9)		-	2	2	34
	Stalking (35-45-10-8)		-	1	-	25
	Strangulation (35-42-2-9)		-	2	-	7
	Theft, Receiving Stolen Property (35-43-4-2)		-	3	4	44
	Trafficking with an Inmate (35-44.1-3-5)		-	1	10	12
	Vicarious Sexual Gratification (35-42-4-5)		-	-	-	1
Level 5 Felony Total			24	187	363	2427

Felony Level	Primary Offense	Secondary Offense	Dec-20		This Calendar Year	
			SEX		SEX	
			F	M	F	M
Level 6 Felony	Aiding in Manufacture of Sch II Cont Subst (35-48-4-2)		-	-	1	3
	Arson (35-43-1-1)		-	-	-	3
	Assisting a Criminal (35-44.1-2-5)		-	-	-	1
	Attempt to Commit a Felony (35-41-5-1)	Auto Theft, Receiving Stolen Parts (35-43-4-2.5)	-	-	-	1
		Check Fraud (35-43-5-12)	-	-	-	1
		Committing Mischief (35-43-1-2)	-	-	1	-
		Insurance Fraud (35-43-5-4.5)	-	-	1	-
		Residential Entry (35-43-2-1.5)	-	-	-	1
		Strangulation (35-42-2-9)	-	-	-	1
		Theft, Receiving Stolen Property (35-43-4-2)	-	-	1	1
	Auto Theft, Receiving Stolen Parts (35-43-4-2.5)		1	3	12	39
	Battery 35-42-2-1		2	8	11	70
	Check Deception (35-43-5-5)		-	-	-	1
	Check Fraud (35-43-5-12)		-	-	1	7
	Child Exploitation (35-42-4-4)		-	-	1	3
	Child Seduction (35-42-4-7)		-	-	-	2
	Conspiracy (35-41-5-2)	Auto Theft, Receiving Stolen Parts (35-43-4-2.5)	-	-	-	2
		Theft, Receiving Stolen Property (35-43-4-2)	-	-	-	1
	Controlled Substance Registration (35-48-4-14)		-	-	-	1
	Conversion (35-43-4-3)		-	-	-	1
	Criminal Confinement (35-42-3-3)		-	1	-	22
	Criminal Confinement (35-42-3-3)		1	8	6	101
	Criminal Gang Activity (35-45-9-3)		-	-	-	1
	Criminal Mischief (35-43-1-2)		-	-	-	1
	Criminal Recklessness (35-42-2-2)		-	4	7	28
	Criminal Trespass (35-43-2-2)		-	-	-	2
	Cruelty to Animals (35-46-3-12)		-	-	1	1
	Dealing Fake Controlled Substances (35-48-4-4.6)		-	-	-	1
	Dealing Marijuana, Hash Oil, or Hashish (35-48-4-10)		-	-	3	11
	Dealing Sched IV Cntrl'd Sub (35-48-4-3)		-	-	-	2
	Dealing Subs. Represent as Cntrl'd Subs. (35-48-4-4.5)		-	-	2	2
	Dealing/Poss. Look-Alike Subs (35-48-4-10.5)		-	1	1	2
	Dealing/Poss. Look-Alike Subs (35-48-4-11.5)		-	-	-	4
	Dissemination of Matter Harmful to Minor (35-49-3-3)		-	-	-	6
	Escape 35-44.1-3-4		4	16	46	157
	Fail to Reg Sex Off (11-8-8-17)		-	-	2	10
	Failure to Appear (35-44.1-2-9)		1	1	4	10

Level 6 Felony (Cont'd)				
False Reporting(35-44.1-2-3)	-	-	-	2
Forgery, Counterfeiting, Application Fraud (35-43-5-2)	-	4	9	33
Habitual Offender (35-50-2-8)	-	-	-	1
Identity Deception (35-43-5-3.5)	1	-	7	8
Impersonation of a Public Servant (35-44-2-3)	-	-	-	1
Insurance Fraud (35-43-5-4.5)	-	2	11	24
Intent to make a false statement (35-47-2.5-12)	-	-	-	1
Intimidation (35-45-2-1)	2	1	7	50
Invasion of Privacy (35-46-1-15.1)	-	1	2	40
Leaving the Scene of an Accident(9-26-1-1.1)	-	-	1	2
Legend Drug by Fraud (16-42-19-16)	-	-	-	1
Maintain Common Nuisance (35-45-2-1(c))	-	1	15	29
Maintaining Common Nuisance (35-48-4-13)	-	-	1	4
Moving Body from Scene of Death (36-2-14-17)	-	-	-	1
Neglect of a Dependent/Death (35-46-1-4)	1	-	17	20
Non-Support of Dependent Child (35-46-1-5)	-	-	-	14
Obstruction of Justice (35-44.1-2-2)	1	1	5	20
Official Misconduct (35-44.1-1-1)	-	-	-	1
Oper Vehicle-Intox-Prev Conv (9-30-5-3)	1	-	3	19
Operating Vehicle Intoxicated-ContrlD Sub (9-30-5-1)	-	1	1	13
	Habitual Offender Controlled Substance (35-50-2-10)	-	-	3
Operating Vehicle Intoxicated-Endanger (9-30-5-2)	-	7	7	44
Operating Vehicle Intoxicated/Injury (9-30-5-4)	-	-	1	4
Operating Vehicle-Habitual Violation (9-30-10-16)	-	3	1	33
Pointing a Firearm (35-47-4-3)	1	-	1	12
Poss Precursors (35-48-4-14.5)	-	-	-	1
Possession Sched IV Contrld Sub w/in 1,000 ft (35-48-4-7)	1	1	2	14
Possession of Child Pornography (35-42-4-4(C))	-	2	-	7
Possession of Cocaine or Narcotic Drug (35-48-4-6)	2	3	33	107
Possession of Marijuana (35-48-4-11)	-	-	1	3
Possession of Meth (35-48-4-6.1)	5	15	91	278
Possession of Syringes or Needles (16-42-19-18)	8	6	58	135
Possession or Use of Legend Drug (16-42-19-13)	1	-	15	12
Public Intoxication (7-15-1-3)	-	-	-	1
Residential Entry (35-43-2-1.5)	1	2	6	34
Resisting Law Enforce (35-44.1-3-1)	-	14	15	181
Sale of Legend Drug (35-42-19-11)	-	-	-	1
Sex Offender without Identification (11-8-8-15)	-	1	-	1
Sexual Conduct in Presence of a Minor (35-42-4-5c)	-	-	3	-
Sexual Misconduct with a Minor (35-42-4-9)	-	-	-	1
Stalking (35-45-10-5)	-	-	-	2
Strangulation (35-42-2-9)	-	3	-	51
Synthetic ID Deception (35-43-5-3.8)	-	-	3	8
Theft, Receiving Stolen Property (35-43-4-2)	8	16	77	263
Unlawful Use of Body Armor (35-47-5-13)	-	-	-	1
Visiting Common Nuisance (35-45-1-5(B))	1	1	1	2
Voyeurism (35-45-4-5)	-	4	-	7
Welfare Fraud (35-43-5-7)	-	-	1	-
<b>Level 6 Felony Total</b>	<b>43</b>	<b>131</b>	<b>496</b>	<b>2006</b>

		Dec-20		This Calendar Year		
		SEX		SEX		
Felony Level	Primary Offense	Secondary Offense	F	M	F	M
Murder	Murder (35-42-1-1)		-	6	6	65
<b>Murder Total</b>			<b>0</b>	<b>6</b>	<b>6</b>	<b>65</b>

		Dec-20		This Calendar Year		
		SEX		SEX		
Felony Level	Primary Offense	Secondary Offense	F	M	F	M
Habitual Offender	HO01		-	-	-	1
	Habitual Offender (35-50-2-8)		-	-	5	39
	Habitual Offender Controlled Substance (35-50-2-10)		-	-	1	3
	Repeat Sexual Offender Enhancement 35-50-2-14		-	-	-	1
<b>Habitual Offender Total</b>			<b>0</b>	<b>0</b>	<b>6</b>	<b>44</b>

		Dec-20		This Calendar Year	
		SEX		SEX	
		F	M	F	M
<b>Grand Total</b>		<b>103</b>	<b>548</b>	<b>1344</b>	<b>7430</b>

Note: Offense data may not be available for all offenders at the time this table was prepared.  
Only new commitments and probation violations are reported on this table.  
Parole and Community Transition Program violators are excluded on this table.  
Source: SAS - all.citations\_mso.pgm

Indiana Department of Correction  
Table 12  
Number of New Admissions by Most Serious Offense  
Committed to the Indiana Department of Correction

December 2020

Felony Level	Primary Offense	Secondary Offense	Dec-20		This Calendar Year	
			SEX		SEX	
			F	M	F	M
Level A Felony	Arson (35-43-1-1)		-	-	-	1
	Burglary (35-43-2-1)		-	-	-	3
	Child Molesting (35-42-4-3)		-	1	-	12
	Criminal Deviate Conduct (35-42-4-2)		-	-	-	1
	Dealing Cocaine or Narcotic Drug (35-48-4-1)		-	1	5	15
	Dealing Methamphetamine (35-48-4-1.1)		-	-	2	2
	Dealing Sched I, II, or III Cntrl'd Sub (35-48-4-2)		1	-	1	1
	Rape (35-42-4-1)		-	-	-	1
	Robbery (35-42-5-1)		-	-	-	4
	Voluntary Manslaughter (35-42-1-3)		-	-	-	1
<b>Level A Felony</b>			<b>1</b>	<b>2</b>	<b>8</b>	<b>41</b>

Felony Level	Primary Offense	Secondary Offense	Dec-20		This Calendar Year	
			SEX		SEX	
			F	M	F	M
Level B Felony	Aggravated Battery (35-42-2-1.5)		-	1	-	8
	Arson (35-43-1-1)		-	-	-	1
	Battery (35-42-2-1)		-	-	-	2
	Burglary (35-43-2-1)		-	1	2	48
	Carjacking (35-42-5-2)		-	-	-	1
	Child Molesting (35-42-4-3)		-	1	-	5
	Criminal Confinement (35-42-3-3)		-	-	-	2
	Dealing Cocaine or Narcotic Drug (35-48-4-1)		1	-	5	29
	Dealing Methamphetamine (35-48-4-1.1)		1	1	11	30
	Dealing Sched I, II, or III Cntrl'd Sub (35-48-4-2)		1	-	6	8
	Felon in Possession of a Firearm (35-47-4-5)		-	1	-	10
	Neglect of a Dependent (35-46-1-4)		-	-	3	-
	Possession Methamphetamine (35-48-4-6.1)		-	-	-	3
	Possession of Cocaine or Narcotic Drug (35-48-4-6)		-	-	1	2
	Rape (35-42-4-1)		-	-	-	1
	Robbery (35-42-5-1)		-	1	-	25
	Sexual Misconduct with a Minor (35-42-4-9)		-	1	1	6
	<b>Level B Felony Total</b>			<b>3</b>	<b>7</b>	<b>29</b>

Felony Level	Primary Offense	Secondary Offense	Dec-20		This Calendar Year	
			SEX		SEX	
			F	M	F	M
Level C Felony	Assisting a Criminal (35-44-3-2)		-	-	-	1
	Auto Theft, Receiving Stolen Parts (35-43-4-2.5)		-	-	-	1
	Battery (35-42-2-1)		-	-	-	5
	Burglary (35-43-2-1)		-	1	2	12
	Check Fraud (35-43-5-12)		-	-	1	-
	Child Molesting (35-42-4-3)		-	-	1	4
	Contribute to Delinquency (35-46-1-8)		-	-	-	1
	Controlled Substance Registration (35-48-4-14)		-	-	1	-
	Corrupt Business Influence (35-45-6-2)		-	-	-	2
	Criminal Confinement (35-42-3-3)		-	-	-	1
	Criminal Recklessness (35-42-2-2)		-	-	-	2
	Felon in Possession of a Firearm (35-47-4-5)		-	-	-	1
	Firearm w/in One Mile of School (35-47-2-1)		-	-	-	2
	Forgery (35-43-5-2)		-	1	4	4
	Fraud on Financial Institution (35-43-5-8)		-	-	2	-
	Intimidation (35-45-2-1)		-	-	-	1
	Neglect of a Dependent (35-46-1-4)		-	1	-	1
	Non-Support of Dependent Child (35-46-1-5)		-	1	-	16
	Operating Vehicle Intoxicated/Death (9-30-5-5)		-	-	-	1
	Operating Vehicle w/Lifetime Suspension (9-30-10-17)		-	-	-	5
	Possession Methamphetamine (35-48-4-6.1)		-	-	-	2
	Possession of Cocaine or Narcotic Drug (35-48-4-6)		-	-	-	2
	Reckless Homicide (35-42-1-5)		-	-	-	1
	Robbery (35-42-5-1)		-	-	1	7
	Sexual Misconduct with a Minor (35-42-4-9)		-	1	-	3
Welfare Fraud (35-43-5-7)		1	-	2	-	
<b>Level C Felony Total</b>			<b>1</b>	<b>5</b>	<b>14</b>	<b>75</b>

Felony Level	Primary Offense	Secondary Offense	Dec-20		This Calendar Year	
			SEX		SEX	
			F	M	F	M
Level D Felony	Auto Theft, Receiving Stolen Parts (35-43-4-2.5)		-	-	-	2
	Criminal Confinement (35-42-3-3)		-	-	-	1
	Criminal Recklessness (35-42-2-2)		-	-	-	1
	Dealing Marijuana, Hash Oil, or Hashish (35-48-4-10)		-	-	-	1
	Domestic Battery (35-42-2-1.3)		-	-	-	2
	Driving While Suspended/Oper Veh HTV (9-30-10-16)		-	-	-	1
	Failure to Return to Lawful Detention (35-44-3-5)		-	-	-	2
	Neglect of a Dependent (35-46-1-4)		-	-	-	1
	Non-Support of a Child (35-46-1-5)		-	-	-	9
	Operating Vehicle Intox-Prior (9-30-5-3)		-	-	1	3
	Operating Vehicle Intoxicated-Contrld Sub (9-30-5-1)		-	-	-	1
	Operating Vehicle Intoxicated-Endanger (9-30-5-2)		-	-	-	2
	Poss. of Marijuana, Hash Oil, or Hashish (35-48-4-11)		-	-	-	1

Felony Level	Primary Offense	Secondary Offense	SEX		SEX	
			F	M	F	M
Level D Felony (cont'd)	Possession - Syringe/Needle (16-42-19-18)		-	-	-	1
	Possession of Cocaine or Narcotic Drug (35-48-4-6)		-	-	1	2
	Possession of Controlled Substance (35-48-4-7)		-	-	1	1
	Possession of Meth(35-48-4-6.1)		-	-	-	1
	Residential Entry (35-43-2-1.5)		-	-	-	1
	Sexual Battery (35-42-4-8)		-	-	-	1
	Theft, Receiving Stolen Property (35-43-4-2)		-	1	3	6
<b>Level D Felony Total</b>			<b>0</b>	<b>1</b>	<b>6</b>	<b>40</b>

Felony Level	Primary Offense	Secondary Offense	Dec-20		This Calendar Year	
			SEX	SEX	SEX	SEX
			F	M	F	M
Level 1 Felony	Aggravated Battery (35-42-2-1.5)		-	-	2	2
	Aiding, Inducing or Causing an Offense (35-41-2-4)	Murder (35-42-1-1)	-	-	1	-
	Attempted Murder (35-42-1-1(1))		-	-	-	2
	Attempt to Commit a Felony (35-41-5-1)	Murder (35-42-1-1)	-	-	1	8
	Burglary (35-43-2-1)		-	-	-	5
	Child Molesting (35-42-4-3)		-	6	1	49
	Conspiracy (35-41-5-2)	Child Molesting (35-42-4-3)	-	-	1	-
		Murder (35-42-1-1)	-	-	-	1
	Criminal Gang Enhancement (35-50-2-15)		-	-	-	1
	Firearm Enhancement (35-50-2-11)		-	-	-	1
	Neglect of a Dependent/Death (35-46-1-4)		-	-	8	4
	Rape (35-42-4-1)		-	-	-	8
	<b>Level 1 Felony Total</b>			<b>0</b>	<b>6</b>	<b>14</b>

Felony Level	Primary Offense	Secondary Offense	Dec-20		This Calendar Year	
			SEX	SEX	SEX	SEX
			F	M	F	M
Level 2 Felony	Aiding, Inducing or Causing an Offense (35-41-2-4)	Dealing Methamphetamine (35-48-4-1.1)	-	-	-	1
	Battery (35-42-2-1)		-	1	-	1
	Burglary (35-43-2-1)		-	1	2	14
	Conspiracy (35-41-5-2)	Burglary (35-43-2-1)	-	-	-	1
		Dealing Methamphetamine (35-48-4-1.1)	-	-	1	2
		Robbery (35-42-5-1)	-	-	-	1
			-	-	-	3
	Criminal Confinement (35-42-3-3)		-	-	-	3
	Dealing Cocaine or Narcotic Drug (35-48-4-1)		1	2	6	51
	Dealing Methamphetamine (35-48-4-1.1)		5	11	47	171
	Dealing Sched I, II, or III Cntrl Sub (35-48-4-2)		-	-	1	6
	Kidnapping (35-42-3-2)		-	-	-	1
	Manufacturing Methamphetamine (35-42-4-5)		-	-	-	1
	Robbery (35-42-5-1)		-	1	1	5
	Voluntary Manslaughter (35-42-1-3)		1	1	2	10
	<b>Level 2 Felony Total</b>			<b>7</b>	<b>17</b>	<b>60</b>

Felony Level	Primary Offense	Secondary Offense	Dec-20		This Calendar Year	
			SEX	SEX	SEX	SEX
			F	M	F	M
Level 3 Felony	Accident/Failure to Stop-Serious Inj/Death (9-26-1-1.1)		-	1	2	4
	Aggravated Battery (35-42-2-1.5)		-	7	2	53
	Aiding, Inducing or Causing an Offense (35-41-2-4)	Child Molesting (35-42-4-3)	-	-	1	-
		Dealing Methamphetamine (35-48-4-1.1)	-	-	2	-
		Kidnapping (35-42-3-2)	-	-	-	1
		Robbery (35-42-5-1)	1	1	1	2
	Arson (35-43-1-1)		-	-	-	1
	Attempt to Commit a Felony (35-41-5-1)	Burglary (35-43-2-1)	-	-	-	1
		Rape (35-42-4-1)	-	-	-	3
		Robbery (35-42-5-1)	-	2	1	5
	Battery (35-42-2-1)		-	1	2	3
	Burglary (35-43-2-1)		-	1	-	12
	Child Molesting (35-42-4-3)		-	6	1	32
	Child Sexual Trafficking (35-42-3.5-1a)		-	1	-	1
	Conspiracy (35-41-5-2)	Aggravated Battery (35-42-2-1.5)	-	-	1	-
		Dealing Cocaine or Narcotic Drug (35-48-4-1)	-	-	1	-
		Robbery (35-42-5-1)	1	-	1	-
	Criminal Confinement (35-42-3-3)		-	-	6	22
	Dealing Cocaine or Narcotic Drug (35-48-4-1)		2	-	9	42
	Dealing Methamphetamine (35-48-4-1.1)		2	11	32	101
	Dealing Sched I, II, or III Cntrl Sub (35-48-4-2)		-	-	4	10
	Dealing Sched IV Cntrl Sub (35-48-4-3)		-	-	-	1
	Kidnapping (35-42-3-2)		-	-	1	4
	Manufacturing Meth (35-48-4-1.2)		-	-	1	-
	Neglect of a Dependent/Death (35-46-1-4)		1	-	6	8
	Possession of Cocaine or Narcotic Drug (35-48-4-6)		-	2	2	14
	Possession of Meth (35-48-4-6.1)		2	-	14	40
	Promotion of Child Sex. Trafficking (35-42-3.5-1.2)		-	-	1	-
	Rape (35-42-4-1)		-	2	-	19
	Resisting Law Enforcement (35-44.1-3-1)		-	-	-	1
	Robbery (35-42-5-1)		1	20	17	215
	<b>Level 3 Felony Total</b>			<b>10</b>	<b>55</b>	<b>108</b>

Felony Level	Primary Offense	Secondary Offense	Dec-20		This Calendar Year		
			SEX		SEX		
			F	M	F	M	
Level 4 Felony	Aiding, Inducing or Causing an Offense (35-41-2-4)	Burglary (35-43-2-1)	-	-	1	1	
		Dealing Methamphetamine (35-48-4-1.1)	-	-	1	1	
		Arson (35-43-1-1)	-	2	5	21	
		Attempt to Commit a Felony (35-41-5-1)	Burglary (35-43-2-1)	-	-	-	2
			Escape (35-44.1-3-4)	-	-	-	1
			Robbery (35-42-5-1)	-	-	-	1
		Battery (35-42-2-1)	Sexual Misconduct with a Minor (35-42-4-9)	-	-	-	1
				-	-	-	1
		Burglary (35-43-2-1)		-	16	42	190
		Child Exploitation (35-42-4-4)		-	-	-	6
		Child Molestation (35-42-4-3)		-	5	1	92
		Child Solicitation (35-42-4-6)		-	-	-	12
		Conspiracy (35-41-5-2)	Arson (35-43-1-1)	-	-	1	-
			Dealing Methamphetamine (35-48-4-1.1)	-	-	-	1
				-	1	-	6
		Criminal Confinement (35-42-3-3)		2	5	11	55
		Dealing Cocaine or Narcotic Drug (35-48-4-1)		3	7	55	127
		Dealing Methamphetamine (35-48-4-1.1)		-	-	-	3
		Dealing Sched 5 Substance (35-48-4-4)		1	2	4	5
		Dealing Sched I, II, or III Contrld Sub (35-48-4-2)		-	-	-	2
		Dealing Sched IV Controlled Substance (35-48-4-3)		-	-	-	2
		Escape 35-44.1-3-4		-	-	-	2
		Felon in Possession of a Firearm (35-47-4-5)		1	18	1	191
		Incest (35-46-1-3)		-	-	-	1
		Kidnapping(35-42-3-2)		-	-	-	1
		Manufacturing Meth (35-48-4-1.2)		-	-	2	6
		Operating Vehicle Intoxicated/Death (9-30-5-5)		-	3	1	15
		Possession of Cocaine or Narcotic Drug (35-48-4-6)		-	2	1	15
		Possession of Dangerous Device (35-44.1-3-7)		-	-	-	3
		Possession of Meth (35-48-4-6.1)		4	8	33	84
		Promoting Prostitution, under 18 (35-45-4-4)		-	-	1	-
		Sexual Misconduct with a Minor (35-42-4-9)		-	7	3	41
Stalking (35-45-10-5)		-	-	-	2		
Level 4 Felony Total			11	76	163	889	

Felony Level	Primary Offense	Secondary Offense	Dec-20		This Calendar Year		
			SEX		SEX		
			F	M	F	M	
Level 5 Felony	Aiding, Inducing or Causing an Offense (35-41-2-4)	Burglary (35-43-2-1)	-	1	-	1	
		Dealing Cocaine or Narcotic Drug (35-48-4-1)	-	-	1	-	
		Dealing in Methamphetamine (35-48-4-1.1)	-	-	1	-	
		Assisting a Criminal (35-44.1-2-5)	Fraud on Financial Institution (35-43-5-8)	-	-	-	1
			Robbery (35-42-5-1)	-	2	-	3
		Attempt to Commit a Felony (35-41-5-1)		-	-	2	3
			Att. to Commit a Crime by Committing (35-41-5-1)	-	-	1	-
		Battery (35-42-2-1)	Battery (35-42-2-1)	-	-	1	-
			Burglary (35-43-2-1)	-	1	-	2
		Burglary (35-43-2-1)	Dealing in Methamphetamine (35-48-4-1.1)	-	-	-	1
			Escape (35-44.1-3-4)	-	-	-	2
		Fraud on Financial Institution (35-43-5-8)		-	-	-	1
				-	-	-	1
		Obstruction of Justice (35-44-3-4)		-	-	-	1
			Robbery (35-42-5-1)	-	-	1	2
		Robbery (35-42-5-1)	Trafficking with an Inmate (35-44.1-3-5)	-	-	-	1
				-	1	-	10
		Auto Theft, Receiving Stolen Parts (35-43-4-2.5)		3	14	26	196
		Battery (35-42-2-1)		2	10	23	192
		Burglary (35-43-2-1)		-	1	-	18
		Child Exploitation (35-42-4-4)		-	-	-	1
		Child Pornography (35-42-4-4(C))		-	-	-	8
		Child Possession of a Firearm (35-47-10-5)		-	-	-	1
		Child Seduction (35-42-4-7)		-	-	-	1
		Child Solicitation (35-42-4-6)		-	2	-	20
		Conspiracy (35-41-5-2)	Fraud on Financial Institution (35-43-5-8)	-	-	-	1
			Providing Gun to Ineligible Pers (35-47-2.5-16)	-	-	-	1
			Trafficking with an Inmate (35-44.1-3-5)	-	-	-	1
		Contrib. to the Delinquency of a Minor(35-46-1-8)		-	-	1	-
		Controlled Substance Registration (35-48-4-14)		-	-	1	-

Felony Level	Primary Offense	Secondary Offense	Dec-20		This Calendar Year	
			SEX		SEX	
			F	M	F	M
Level 5 Felony (Cont'd)	Conversion (35-43-4-3)		-	-	-	2
	Corrupt Business Influence (35-45-6-2)		-	2	6	10
	Criminal Confinement (35-42-3-3)		-	5	-	49
	Criminal Recklessness (35-42-2-2)		-	4	1	24
	Dealing Cocaine or Narcotic Drug (35-48-4-1)		1	2	14	52
	Dealing Marijuana, Hash Oil, or Hashish (35-48-4-10)		-	1	-	10
	Dealing Methamphetamine (35-48-4-1.1)		4	17	36	147
	Dealing Sched I, II, or III Cntrl Sub (35-48-4-2)		-	-	7	4
	Dealing in Methamphetamine (35-48-4-1.1)		2	4	31	84
	Dealing/Poss. Look-Alike Subs (35-48-4-4.6)		-	1	2	6
	Disarm/Attempt to Disarm an Officer (35-44.1-3-2)		-	1	1	5
	Domestic Battery (35-42-2-1.3)		1	17	21	161
	Escape (35-44.1-3-4)		2	2	12	34
	Fail to Stop Acc Death (9-26-1-1.1)		-	-	2	2
	Failure to Register as a Sex Offender (11-8-8-17)		-	5	1	77
	Firearm w/in One Mile of School (35-47-2-1)		-	17	11	206
	Fraud on Financial Institution (35-43-5-8)		1	2	8	20
	Incest (35-46-1-3)		-	-	-	2
	Interference w/ Medical Services (35-45-21-5)		-	-	1	-
	Intimidation (35-45-2-1)		-	7	9	52
	Involuntary Manslaughter (35-42-1-4)		-	-	-	2
	Kidnapping (35-42-3-2)		-	1	-	5
	Neglect of a Dependent/Death (35-46-1-4)		1	-	14	6
	Non-Support of Dependent Child (35-46-1-5)		-	-	1	6
	Obliterating Handgun I.D. (35-47-2-18)		-	-	-	12
	Obstruction of Justice (35-44.1-2-2)		-	-	-	4
	Oper Veh Aft Life Susp (9-30-10-17)		1	9	10	105
	Operating Veh while Intoxicated (9-30-5-2)		-	-	2	5
	Operating Vehicle Intoxicated-Cntrl Sub (9-30-5-1)		-	-	-	1
	Operating Vehicle Intoxicated/Death (9-30-5-5)		-	-	2	2
	Operating Vehicle Intoxicated/Injury (9-30-5-4)		-	1	6	3
	Overpass Mischief (35-42-2-5)		-	-	-	1
	Possession of Cocaine or Narcotic Drug 35-48-4-6		1	1	10	54
	Possession of Dangerous Device (35-44.1-3-7)		-	-	-	4
	Possession of Precursors (35-48-4-14.5)		-	-	-	1
	Pred Job Near Child (35-42-7-10)		-	-	-	1
	Promoting Prostitution (35-45-4)		-	-	-	1
	Reckless Driving in a Workzone w/ Workers (9-21-8-56)		-	-	-	1
	Reckless Homicide (35-42-1-5)		1	-	4	7
	Resisting Law Enforcement (35-44.1-3-1)		-	-	-	5
	Robbery (35-42-5-1)		-	5	10	77
	Sexual Misconduct with a Minor (35-42-4-9)		-	2	2	26
	Stalking (35-45-10-5)		-	1	-	18
	Strangulation (35-42-2-9)		-	1	-	4
	Theft, Receiving Stolen Property (35-43-4-2)		-	3	4	37
	Trafficking with an Inmate (35-44.1-3-5)		-	1	7	11
Level 5 Felony Total			20	144	293	1813

Felony Level	Primary Offense	Secondary Offense	Dec-20		This Calendar Year	
			SEX		SEX	
			F	M	F	M
Level 6 Felony	Aiding in Manufacture of Sch II Cont Subst (35-48-4-2)		-	-	-	2
	Assisting a Criminal (35-44.1-2-5)		-	-	-	1
	Attempt to Commit a Felony (35-41-5-1)	Committing Mischief (35-43-1-2)	-	-	1	-
		Theft, Receiving Stolen Property (35-43-4-2)	-	-	1	-
	Auto Theft, Receiving Stolen Parts (35-43-4-2.5)		-	1	4	8
	Battery 35-42-2-1		1	4	2	27
	Check Fraud (35-43-5-12)		-	-	-	2
	Controlled Substance Registration (35-48-4-14)		-	-	-	1
	Criminal Confinement (35-42-3-3)		-	1	-	5
	Criminal Confinement (35-42-3-3)		-	4	1	27
	Criminal Recklessness (35-42-2-2)		-	-	1	6
	Criminal Trespass (35-43-2-2)		-	-	-	1
	Dealing Fake Controlled Substances (35-48-4-4.6)		-	-	-	1
	Dealing Marijuana, Hash Oil, or Hashish (35-48-4-10)		-	-	-	1
	Dealing Subs. Represent as Cntrl Sub. (35-48-4-4.5)		-	-	-	1
	Dealing/Poss. Look-Alike Subs (35-48-4-11.5)		-	-	-	2
	Escape 35-44.1-3-4		3	1	21	40
	Fail to Reg Sex Off (11-8-8-17)		-	-	-	4
	Failure to Appear (35-44.1-2-9)		-	-	1	-
	False Reporting(35-44.1-2-3)		-	-	-	1
	Forgery, Counterfeiting, Application Fraud (35-43-5-2)		-	1	4	6
	Identity Deception (35-43-5-3.5)		-	-	2	6
	Insurance Fraud (35-43-5-4.5)		-	-	5	4
	Intimidation (35-45-2-1)		1	1	2	12
	Invasion of Privacy (35-46-1-15.1)		-	-	-	8
	Leaving the Scene of an Accident(9-26-1-1.1)		-	-	-	1
	Maintain Common Nuisance (35-45-2-1(c))		-	-	3	3
	Maintaining Common Nuisance (35-48-4-13)		-	-	-	1
	Neglect of a Dependent/Death (35-46-1-4)		-	-	1	5
	Non-Support of Dependent Child (35-46-1-5)		-	-	-	5
	Obstruction of Justice (35-44.1-2-2)		-	-	1	2
	Official Misconduct (35-44.1-1-1)		-	-	-	1
	Oper Vehicle-Intox-Prev Conv (9-30-5-3)		-	-	2	8
	Operating Vehicle Intoxicated-Cntrl Sub (9-30-5-1)		-	-	1	6
		Habitual Offender Controlled Substance (35-50-2-10)	-	-	-	3
	Operating Vehicle Intoxicated-Endanger (9-30-5-2)		-	5	4	22
		Habitual Offender Controlled Substance (35-50-2-10)	-	-	-	2
	Operating Vehicle-Habitual Violation (9-30-10-16)		-	1	-	13
	Possession of Child Pornography (35-42-4-4(C))		-	1	-	1
	Possession of Cocaine or Narcotic Drug (35-48-4-6)		-	-	13	29



Felony Level	Primary Offense	Secondary Offense	Dec-20		This Calendar Year	
			SEX		SEX	
			F	M	F	M
Level 6 Felony (Cont'd)	Possession of Meth (35-48-4-6.1)		2	8	37	119
	Possession of Syringes or Needles (16-42-19-18)		1	3	9	26
	Possession or Use of Legend Drug (16-42-19-13)		1	-	1	2
	Residential Entry (35-43-2-1.5)		-	-	3	10
	Resisting Law Enforc (35-44.1-3-1)		-	2	2	30
	Sexual Battery (35-42-4-8)		-	-	-	3
	Stalking (35-45-10-5)		-	-	-	1
	Strangulation (35-42-2-9)		-	-	-	9
	Synthetic ID Deception (35-43-5-3.8)		-	-	2	2
	Theft, Receiving Stolen Property (35-43-4-2)		5	6	27	81
	Unlawful Use of Body Armor (35-47-5-13)		-	-	-	1
	Welfare Fraud (35-43-5-7)		-	-	1	-
Level 6 Felony Total			14	39	152	552

Felony Level	Primary Offense	Secondary Offense	Dec-20		This Calendar Year	
			SEX		SEX	
			F	M	F	M
HO	Habitual Offender (35-50-2-8)		-	-	-	1
HO Total			0	0	0	1

Felony Level	Primary Offense	Secondary Offense	Dec-20		This Calendar Year	
			SEX		SEX	
			F	M	F	M
Murder	Murder (35-42-1-1)		-	4	6	57
Murder Total			0	4	6	57

Grand Total	Dec-20		This Calendar Year	
	SEX		SEX	
	F	M	F	M
Grand Total	67	356	853	4593

Note: Offense data may not be available for all offenders at the time this table was prepared.  
Only new commitments and probation violations are reported on this table.  
Parole and Community Transition Program violators are excluded on this table.  
Source: SAS - all.citations\_mso.pgm

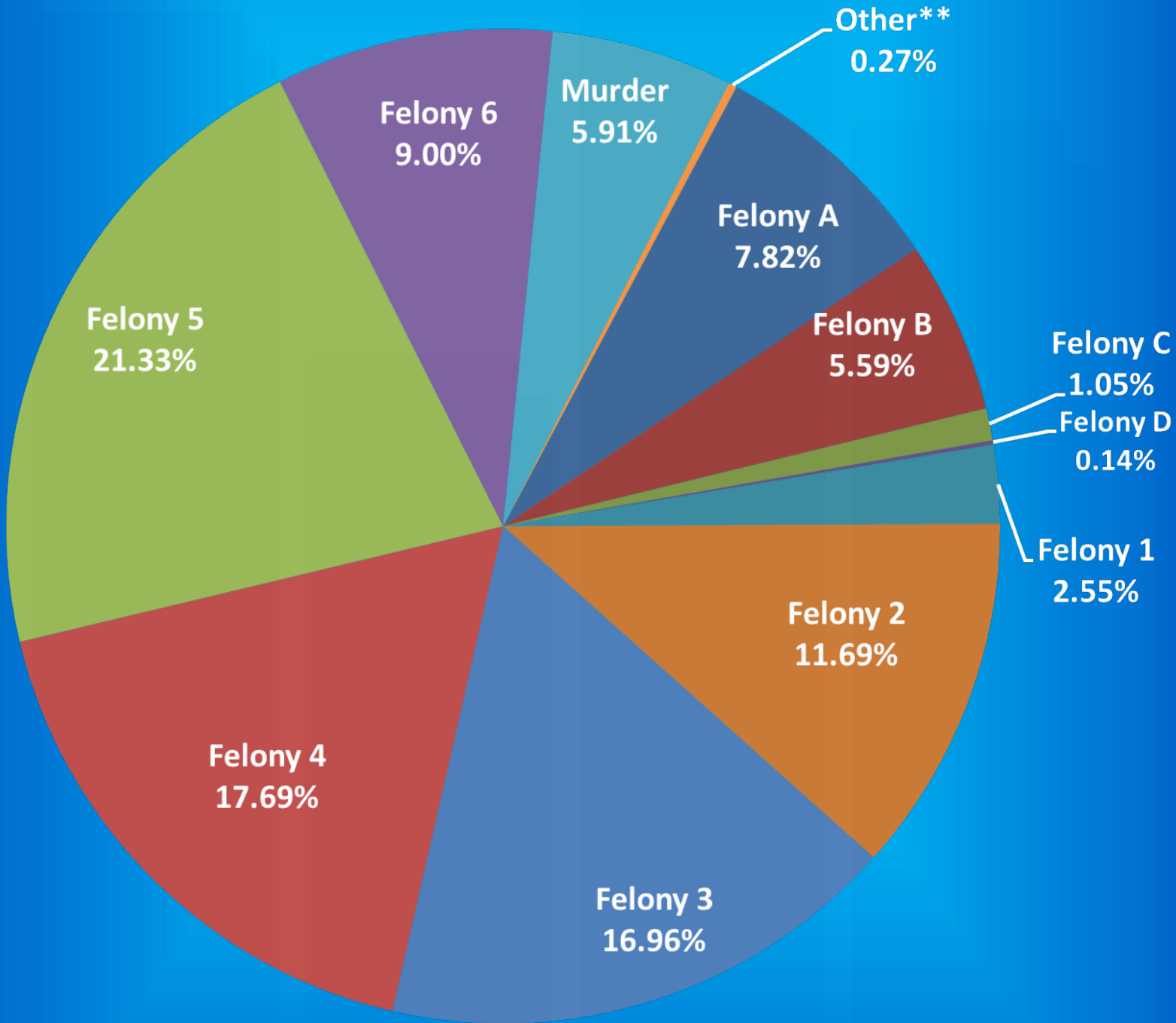
# Indiana Department of Correction

## Graph A

### Female Population by Most Serious Offense Felony Level\*

January 01, 2020

N = 2,318



• Includes Offenders Held in County Jails and Contracted Beds

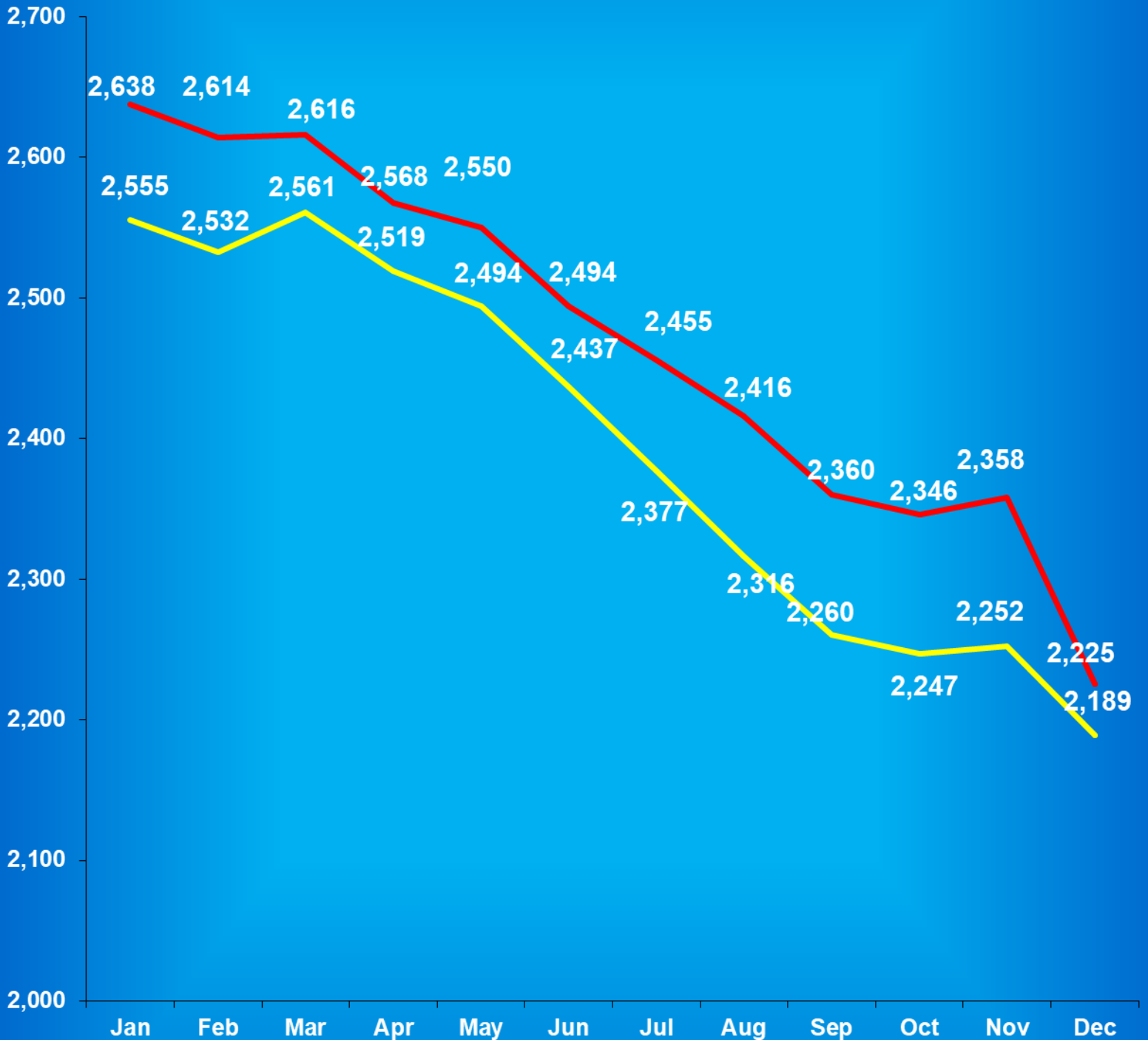
\*\* Other includes Safekeepers, Predispositions, Habitual Offenders, Misdemeanants, and Unknowns

# Indiana Department of Correction

## Graph B

### Average Daily Adult Female Offender Populations

Calendar Year 2020



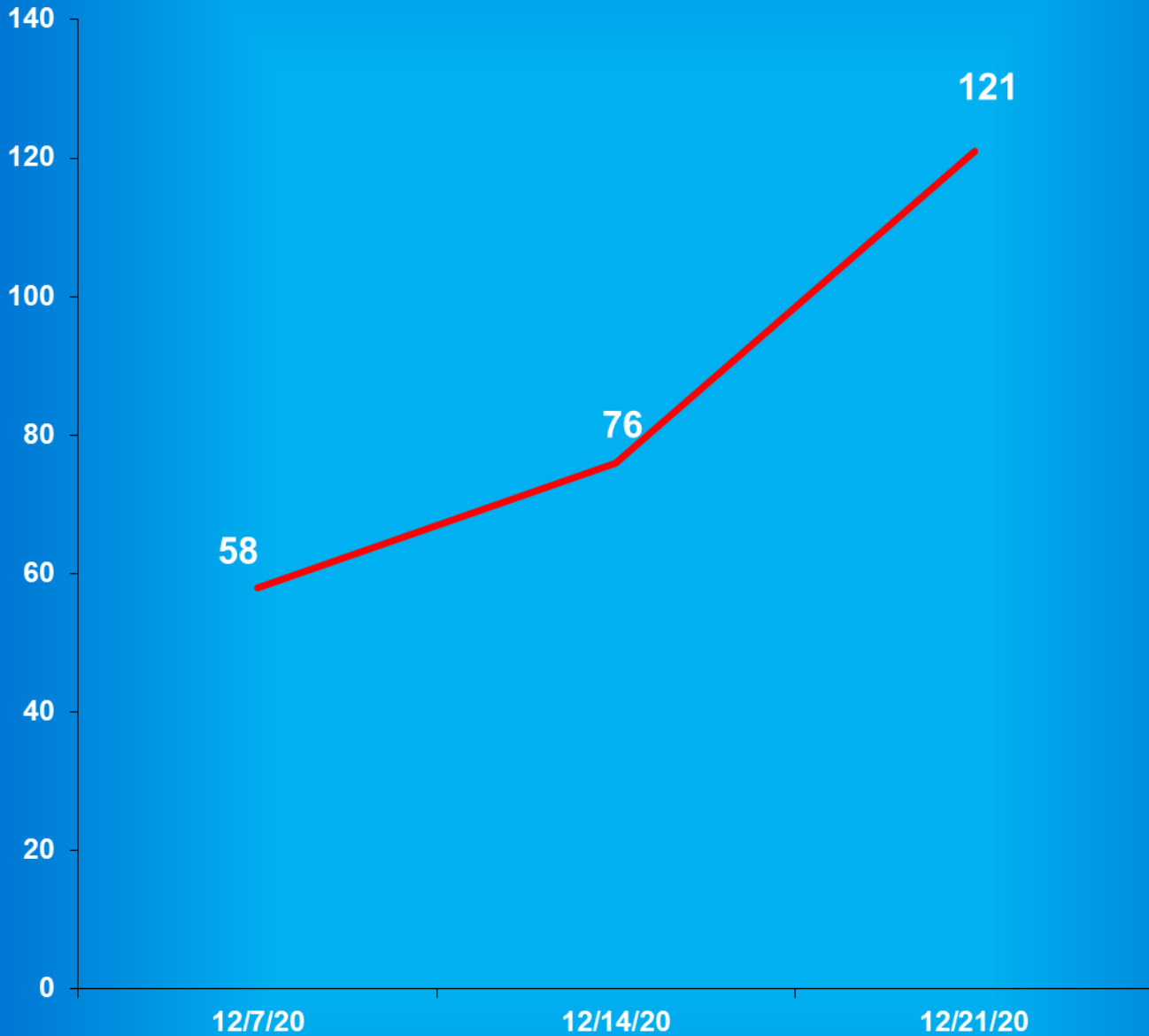
— Includes County Jail/Contract Beds — Excludes County Jail/Contract Beds

# Indiana Department of Correction

## Graph C

### Adult Females Held in County Jails

December 2020



- Offenders held in county jails are newly sentenced offenders with completed court documents who are awaiting transfer to a DOC facility.

- Jail counts are a dynamic number that are affected by a variety of factors, including; sentencing trends, available DOC beds, and intake process completion.

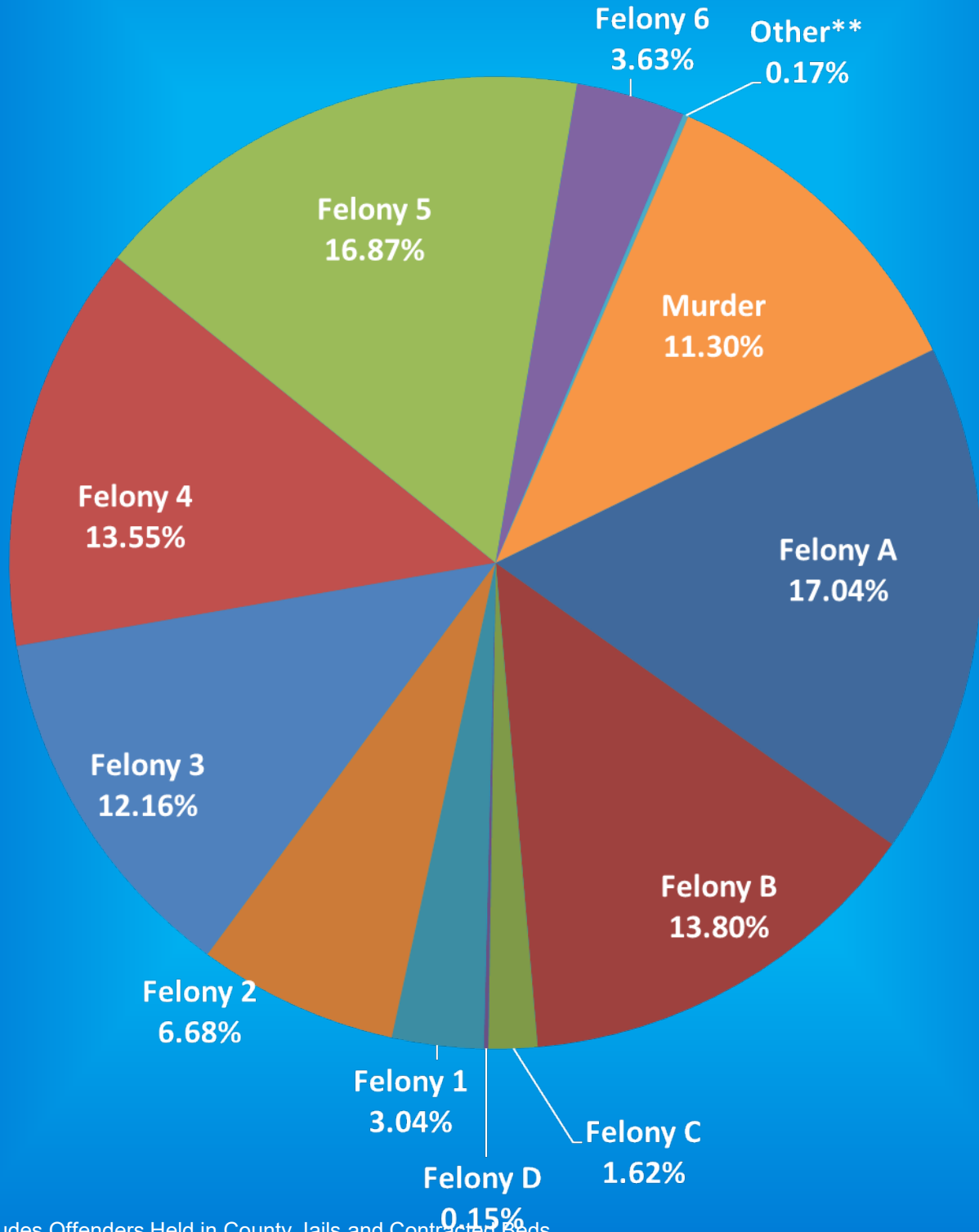
# Indiana Department of Correction

## Graph D

Male Population by Most Serious Offense Felony Level\*

January 01, 2020

N = 22,416



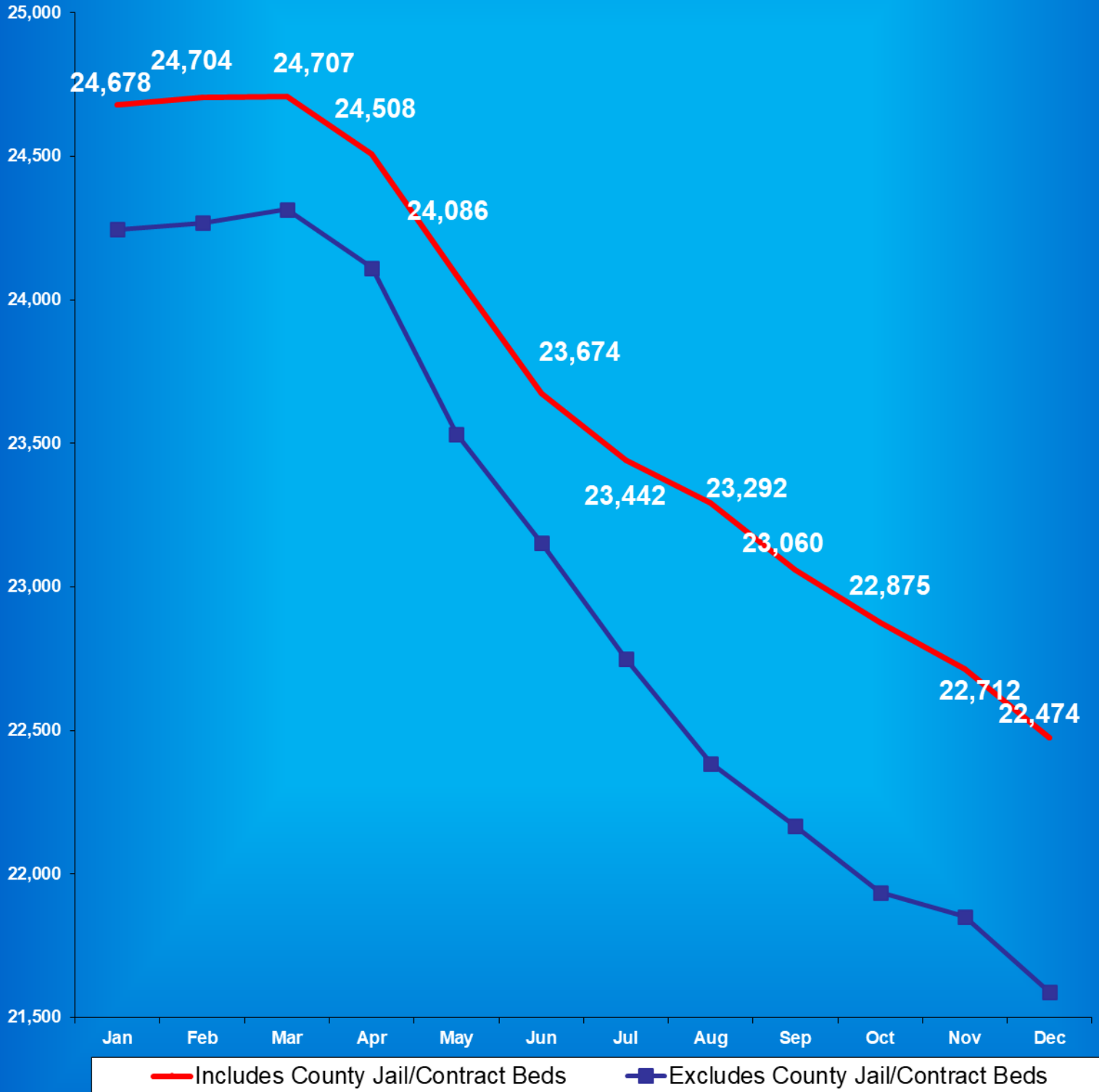
• Includes Offenders Held in County Jails and Contracted Beds

\*\* Other includes Safekeepers, Predispositions, Habitual Offenders, Misdemeanants, and Unknowns

# Indiana Department of Correction

## Graph E

### Average Daily Adult Male Offender Populations Calendar Year 2020

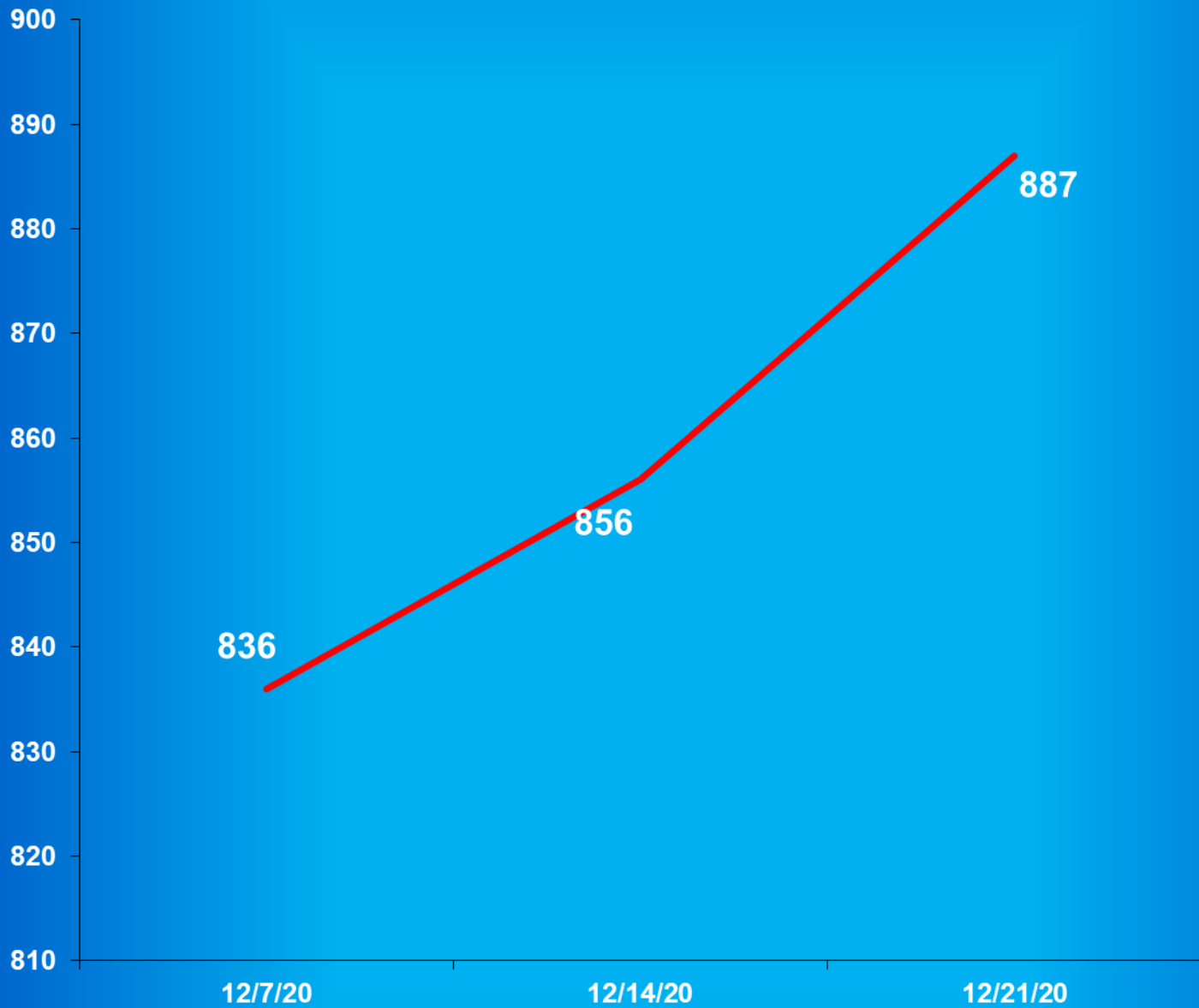


# Indiana Department of Correction

## Graph F

### Adult Males Held in County Jails

December 2020



- Offenders held in county jails are newly sentenced offenders with completed court documents who are awaiting transfer to a DOC facility.

- Jail counts are a dynamic number that are affected by a variety of factors, including; sentencing trends, available DOC beds, and intake process completion.



# Juvenile Offender Statistics





**Indiana Department Of Correction**  
**Table 13**  
**Monthly Facility Admissions and Releases**

**Juvenile Offenders**  
**December 2020**

**Admissions of All Juvenile Males**

<b>New Commitment</b>	<b>Re-Commitment</b>	<b>Parolee Return</b>	<b>Return From Escape</b>	<b>Diagnostics/Walk-Thrus</b>
17	3	0	0	3

**Releases of All Juvenile Males**

<b>Discharge</b>	<b>Parole</b>	<b>Escape</b>	<b>Diagnostics/Walk-Thrus</b>
17	3	0	6

**Admissions of All Juvenile Females**

<b>New Commitment</b>	<b>Re-Commitment</b>	<b>Parolee Return</b>	<b>Return From Escape</b>	<b>Diagnostics/Walk-Thrus</b>
2	1	0	0	0

**Releases of All Juvenile Females**

<b>Discharge</b>	<b>Parole</b>	<b>Escape</b>	<b>Diagnostics/Walk-Thrus</b>
1	0	0	1

Sources:

SAS - mnthadm4\_pgm\_tbl13.pgm

SAS - mnthext4\_pgm\_tbl13.pgm

**Indiana Department of Correction**

**Table 14**

**New Admissions by County of Commitment - Juveniles**

**December 2020**

County	Admission Type			County	Admission Type		
	New Commits	Re Commits	Total		New Commits	Re Commits	Total
Adams	0	0	0	Madison	0	0	0
Allen	2	0	2	Marion	1	1	2
Bartholomew	0	0	0	Marshall	0	0	0
Benton	0	0	0	Martin	0	0	0
Blackford	0	0	0	Miami	0	0	0
Boone	0	0	0	Monroe	2	0	2
Brown	0	0	0	Montgomery	0	0	0
Carroll	0	0	0	Morgan	0	0	0
Cass	0	0	0	Newton	0	0	0
Clark	0	0	0	Noble	0	0	0
Clay	0	0	0	Ohio	1	0	1
Clinton	0	0	0	Orange	0	0	0
Crawford	0	0	0	Owen	0	0	0
Daviess	0	0	0	Parke	0	0	0
Dearborn	0	0	0	Perry	0	0	0
Decatur	1	0	1	Pike	0	0	0
DeKalb	0	0	0	Porter	0	0	0
Delaware	0	0	0	Posey	0	0	0
Dubois	0	0	0	Pulaski	0	0	0
Elkhart	1	0	1	Putnam	0	0	0
Fayette	0	0	0	Randolph	0	0	0
Floyd	0	0	0	Ripley	0	0	0
Fountain	0	0	0	Rush	0	0	0
Franklin	0	0	0	St. Joseph	1	1	2
Fulton	0	0	0	Scott	0	0	0
Gibson	0	0	0	Shelby	0	0	0
Grant	1	0	1	Spencer	0	0	0
Greene	0	0	0	Starke	0	0	0
Hamilton	0	0	0	Steuben	1	0	1
Hancock	0	0	0	Sullivan	0	0	0
Harrison	0	0	0	Switzerland	2	0	2
Hendricks	0	0	0	Tippecanoe	1	0	1
Henry	0	0	0	Tipton	0	0	0
Howard	0	0	0	Union	0	0	0
Huntington	0	0	0	Vanderburgh	2	1	3
Jackson	0	1	1	Vermillion	0	0	0
Jasper	0	0	0	Vigo	0	0	0
Jay	0	0	0	Wabash	0	0	0
Jefferson	0	0	0	Warren	0	0	0
Jennings	2	0	2	Warrick	0	0	0
Johnson	0	0	0	Washington	0	0	0
Knox	1	0	1	Wayne	0	0	0
Kosciusko	0	0	0	Wells	0	0	0
LaGrange	0	0	0	White	0	0	0
Lake	0	0	0	Whitley	0	0	0
LaPorte	0	0	0	Unknown	0	0	0
Lawrence	0	0	0	<b>Totals</b>	<b>19</b>	<b>4</b>	<b>23</b>

This data is based on most serious offense and excludes parole violations.

Source: Mnthadm4\_pgm\_tbl14.pgm

**Indiana Department of Correction**

**Table 15**

**Monthly Releases by County of Commitment - Juveniles**

**December 2020**

County	Release Type			County	Release Type		
	Discharge	Parole	Total		Discharge	Parole	Total
Adams	0	0	0	Madison	0	0	0
Allen	0	0	0	Marion	1	0	1
Bartholomew	0	0	0	Marshall	0	0	0
Benton	0	0	0	Martin	0	0	0
Blackford	1	0	1	Miami	0	0	0
Boone	0	0	0	Monroe	1	0	1
Brown	0	0	0	Montgomery	0	0	0
Carroll	0	0	0	Morgan	1	0	1
Cass	0	0	0	Newton	0	0	0
Clark	0	0	0	Noble	1	0	1
Clay	0	0	0	Ohio	0	0	0
Clinton	1	0	1	Orange	0	0	0
Crawford	0	0	0	Owen	0	0	0
Daviess	0	0	0	Parke	0	0	0
Dearborn	0	0	0	Perry	0	0	0
Decatur	0	0	0	Pike	0	0	0
DeKalb	0	0	0	Porter	1	0	1
Delaware	0	1	1	Posey	0	0	0
Dubois	0	0	0	Pulaski	0	0	0
Elkhart	1	0	1	Putnam	0	0	0
Fayette	0	0	0	Randolph	0	0	0
Floyd	0	0	0	Ripley	0	0	0
Fountain	0	0	0	Rush	0	0	0
Franklin	0	0	0	St. Joseph	2	0	2
Fulton	0	0	0	Scott	0	0	0
Gibson	2	0	2	Shelby	1	0	1
Grant	0	0	0	Spencer	0	0	0
Greene	0	0	0	Starke	0	0	0
Hamilton	0	0	0	Steuben	0	0	0
Hancock	0	0	0	Sullivan	0	0	0
Harrison	0	0	0	Switzerland	0	0	0
Hendricks	0	0	0	Tippecanoe	0	0	0
Henry	0	0	0	Tipton	0	0	0
Howard	0	0	0	Union	0	0	0
Huntington	0	0	0	Vanderburgh	1	1	2
Jackson	0	0	0	Vermillion	0	0	0
Jasper	0	0	0	Vigo	1	0	1
Jay	0	0	0	Wabash	0	0	0
Jefferson	0	0	0	Warren	0	0	0
Jennings	1	0	1	Warrick	0	0	0
Johnson	0	0	0	Washington	0	0	0
Knox	0	0	0	Wayne	0	0	0
Kosciusko	0	0	0	Wells	0	0	0
LaGrange	0	0	0	White	0	0	0
Lake	1	0	1	Whitley	0	0	0
LaPorte	1	1	2	Unknown	0	0	0
Lawrence	0	0	0	<b>Totals</b>	<b>18</b>	<b>3</b>	<b>21</b>

Some discharges may be releases to County Probation - data is unable to be separated.

Diagnostics and Escapes are excluded.

Source: Mnthext4\_pgm\_tbl15.pgm

**Indiana Department of Correction**  
**Table 16**  
**Total Number of Committing Offenses for Juveniles**  
**Committed to the Indiana Department of Correction**  
**December 2020**

OFFENSE (Citation Code)	NUMBER OF OFFENSES			
	This Month		This Calendar Year	
LEVEL I	Female	Male	Female	Male
Aggravated Battery (35-42-2-1.5)	0	0	0	3
Arson (35-43-1-1)	0	0	1	0
Battery (35-42-2-1)	0	0	8	16
Battery by Bodily Waste (35-42-2-6)	0	0	1	1
Burglary (35-43-2-1)	0	0	1	19
Carjacking (35-42-5-2)	0	0	0	0
Carrying Handgun w/o License (35-47-2-1)	0	0	0	6
Changing, Altering, Removing, Obliterating ID of Handgun (35-47-2-18)	0	0	0	0
Child Exploitation (35-42-4-4)	0	0	1	1
Child Molesting (35-42-4-3)	0	0	0	26
Child Seduction (35-42-4-7)	0	0	0	0
Child Selling (35-46-1-4)	0	0	0	0
Child Solicitation (35-42-4-6)	0	0	0	0
Child in Possession of Handgun (35-47-10-5)	0	0	0	3
Consumer Product Tampering (35-45-8-3)	0	0	0	0
Criminal Confinement (35-42-3-3)	0	0	0	0
Criminal Deviate Conduct (35-42-4-2)	0	0	0	0
Criminal Gang Intimidation (35-45-9-4)	0	0	0	0
Criminal Gang Recruitment	0	0	0	0
Criminal Recklessness (35-42-2-2)	0	0	0	9
Dangerous Possession of a Firearm (35-47-10-5)	0	0	1	30
Dealing in a Sawed-Off Shotgun (35-47-5-4.1)	0	0	0	0
Distribution of a Destructive Device (IC 35-47.5-5-5)	0	0	0	0
Domestic Battery (35-42-2-1.3)	0	0	4	4
Driving While Intoxicated Resulting in Death (9-30-5-5)	0	0	0	0
False Application for Handgun (35-47-2-8)	0	0	0	0
False, Altering Handgun License (35-47-2-22)	0	0	0	0
Feticide (35-42-1-6)	0	0	0	0
Handgun, False ID (35-47-2-17)	0	0	0	0
Incest (35-46-1-3)	0	0	0	0
Interference with Custody (35-42-3-4)	0	0	0	0
Intimidation (35-45-2-1)	0	0	0	0
Involuntary Manslaughter (35-42-1-4)	0	0	0	1
Kidnapping (35-42-3-2)	0	0	1	1
Murder (35-42-1-1)	0	0	2	3
Neglect of a Dependent (35-46-1-4)	0	0	0	0
Operation of a Machine Gun/Hurling a Bomb (35-47-5-9)	0	0	0	0
Overpass Mischief (35-42-2-5)	0	0	0	0
Pointing a Firearm (35-47-4-3)	0	0	0	3
Possession of Firearm on School Property (35-47-9-2)	0	0	0	0
Possession of a Machine Gun or Bomb (35-47-5-9)	0	0	0	0
Rape (35-42-4-1)	0	0	0	0
Reckless Homicide (35-42-1-5)	0	0	0	1
Resisting Law Enforcement (35-44-3-3)	0	0	0	0
Robbery (35-42-5-1)	0	0	0	31
Sell, Manufacture, Possess, Purchase Explosive (35-47-5-1)	0	0	0	0
Sell, Transfer, HIV Blood (35-42-1-7)	0	0	0	0
Selling, Transferring, Giving Handgun to Under 18 (35-47-2-7)	0	0	0	0
Sexual Battery (35-42-4-8)	0	0	0	4
Sexual Misconduct (35-44-1-5)	0	0	0	0

**LEVEL I (cont'd)**

**NUMBER OF OFFENSES**

	This Month		This Calendar Year	
	Female	Male	Female	Male
Sexual Misconduct with a Minor (35-42-4-9)	0	0	0	0
Stalking (35-45-10-5)	0	0	0	0
Strangulation (35-42-2-9)	0	0	0	1
Unlawful Delivery of Confiscated Firearm (35-47-3-4)	0	0	0	0
Unlawful Use of Body Armor (35-47-5-13)	0	0	0	0
Unlawful Use of Stun Gun (35-47-8-5)	0	0	0	0
Vicarious Sexual Gratification (35-42-4-5)	0	0	0	0
Voluntary Manslaughter (35-42-1-3)	0	0	0	0
<b>Sub-Total</b>	<b>0</b>	<b>0</b>	<b>20</b>	<b>163</b>

**LEVEL II**

Assisting a Criminal (35-44-3-2)	0	0	0	0
Chinese Throwing Star (35-47-5-12)	0	0	0	0
Criminal Gang Activity (35-45-9-3)	0	0	0	0
Criminal Recklessness (35-42-2-2)	0	0	0	0
Dealing Anabolic Steroid (16-42-19-27)	0	0	0	0
Dealing Methamphetamine (35-48-4-1.1)	0	0	0	0
Dealing in Cocaine or Narcotic Drug (35-48-4-1)	0	0	0	0
Dealing in Marijuana, Hash Oil, or Hashish (35-48-4-10)	0	0	0	1
Dealing in a Schedule I, II, or III Controlled Substance (35-48-4-2)	0	0	0	0
Dealing in a Schedule IV Controlled Substance (35-48-4-3)	0	0	0	1
Dealing in a Schedule V Controlled Substance (35-48-4-4)	0	0	0	0
Dealing in a Substance Represented to be a Controlled Substance (35-48-4-4.5)	0	0	0	0
Delivery of Weapon to Intoxicated Person (35-47-4-1)	0	0	0	0
Disarming Law Enforcement Officer (35-44.1-3-2)	0	0	0	0
Escape/Failure to Return to Lawful Detention (35-44-3-5)	0	0	3	10
Inmate w/ Deadly Weapon (35-44.1-3-7)	0	0	0	0
Interference with Custody (35-42-3-4)	0	0	0	0
Intimidation (35-45-2-1)	0	0	0	18
Knife with Automatic Blade (35-47-5-2)	0	0	0	0
Loan Sharking (35-45-7-2)	0	0	0	0
Maintaining a Common Nuisance (35-48-4-13)	0	0	0	0
Making loan secured by mortgage, deposit or pledge of handgun (35-47-4-2)	0	0	0	0
Manufacture, Distribution, Possession of a Substance Represented to be a Controlled Substance (35-48-4-4)	0	0	0	0
Neglect of a Dependent (35-46-1-4)	0	0	0	0
Poss Precursors w/ Intent to Manufacture Etc. (35-48-4-14.5)	0	0	0	0
Possession of a Controlled Substance (35-48-4-7)	0	0	0	0
Possession of a Knife on School Property (35-47-5-2.5)	0	0	0	0
Promoting Prostitution (35-45-4-4)	0	0	0	0
Purchase, Possession or Sale of Stun Gun (35-47-8-5)	0	0	0	0
Resisting Law Enforcement (35-44-3-3)	0	0	0	12
Rioting with a Deadly Weapon (35-45-1-2)	0	0	0	0
Sale, Possession, Use of Legend Drug (16-42-19-27)	0	0	0	0
Sexual Misconduct with a Minor (35-42-4-9)	0	0	0	0
Stalking (35-45-10-5)	0	0	0	0
Trafficking with an Inmate (35-44-3-9)	0	0	0	0
Use of Stun Gun in Commission of a Crime (35-47-8-5)	0	0	0	0
<b>Sub-Total</b>	<b>0</b>	<b>0</b>	<b>3</b>	<b>42</b>

**LEVEL III**

Accident /Failure to Stop (9-26-1-8)	0	0	0	0
Accident, Property Damage with Injury (9-26-1-8)	0	0	0	0
Altering or Damaging Computer (35-43-1-4)	0	0	0	0
Auto Theft, Receiving Stolen Parts (35-43-4-2.5)	0	0	1	17
Battery (35-42-2-1)	0	0	15	19
Battery by Bodily Waste (35-42-2-6)	0	0	0	1
Bestiality	0	0	0	0
Bribery (35-44-1-1)	0	0	0	0

LEVEL III (cont'd)	NUMBER OF OFFENSES			
	This Month		This Calendar Year	
	Female	Male	Female	Male
Burglary (35-43-2-1)	0	0	0	0
Check Deception (35-43-5-5)	0	0	0	0
Check Fraud (35-43-5-12)	0	0	0	0
Child Exploitation (35-42-4-4)	0	0	0	0
Controlled Substance Registration (35-48-4-14)	0	0	0	0
Conversion (35-43-4-3)	0	0	0	2
Criminal Mischief (35-43-1-2)	0	0	2	19
Criminal Recklessness (35-42-2-2)	0	0	0	0
Criminal Trespass (35-43-2-2)	0	0	1	5
Dealing in Altered Property (35-43-4-2.3)	0	0	0	0
Dealing in Marijuana, Hash Oil, or Hashish (35-48-4-10)	0	0	0	2
Dealing in Paraphernalia (35-48-4-8.5)	0	0	0	0
Dealing in a Schedule IV Controlled Substance (35-48-4-3)	0	0	0	0
Distribution of Material Harmful to Minor (35-49-3-3)	0	0	0	0
Escape/Failure to Return to Lawful Detention (35-44-3-5)	0	0	7	26
Failure to Appear (35-44-3-6)	0	0	0	0
False Reporting (35-44-2-2)	0	0	0	0
Forgery (35-43-5-2)	0	0	0	0
Fraud (35-43-5-4)	0	0	1	4
Fraud on Financial Institution (35-45-5-8)	0	0	0	0
Home Improvement Fraud (35-43-6-13)	0	0	0	0
Identity Deception (35-43-5-3.5)	0	0	0	0
Interference with Custody (35-42-3-4)	0	0	0	0
Interference with Reporting Crime (35-42-2-5)	0	0	0	0
Invasion of Privacy (35-46-1-15.1)	0	0	0	4
Kill Domestic Animal	0	0	0	0
Manufacture of Paraphernalia (35-48-4-8.1)	0	0	0	0
Nonsupport of Child (35-46-1-5)	0	0	0	0
Nonsupport of Spouse (35-46-1-6)	0	0	0	0
Obscene Performance (35-49-3-1)	0	0	0	0
Obstructing Fireman (35-44-3-8)	0	0	0	0
Obstructing Traffic (35-42-2-4)	0	0	0	0
Obstruction of Justice (35-44-3-4)	0	0	0	0
Operating Vehicle After Lifetime Forfeiture (9-30-10-17)	0	0	0	0
Operating Vehicle While Intoxicated (9-30-5-4)	0	0	0	0
Operating Vehicle While Intoxicated with Prior (9-30-5-3)	0	0	0	0
Patronizing a Prostitute (35-45-4-3)	0	0	0	0
Perjury (35-44-2-1)	0	0	0	0
Possession of Cocaine or Narcotic Drug (35-48-4-6)	0	0	0	6
Possession of Marijuana, Hash Oil, or Hashish (35-48-4-11)	0	0	0	0
Possession of Methamphetamines (35-48-4-6.1)	0	0	0	1
Possession of Paraphernalia (35-48-4-8.3)	0	0	0	0
Possession of a Controlled Substance (35-48-4-7)	0	0	0	1
Possession of a Syringe (16-42-19-18)	0	0	1	0
Possession/Use of Legend Drug (16-42-19-13)	0	0	0	4
Professional Gambling (35-45-5-3)	0	0	0	0
Profiting from Adoption (35-46-1-9)	0	0	0	0
Promoting Professional Gambling (35-45-5-4)	0	0	0	0
Promoting Prostitution (35-45-4-4)	0	0	0	0
Prostitution (35-45-4-2)	0	0	0	0
Public Indecency (35-45-4-1)	0	0	0	0
Public Nudity (35-45-4-1.5)	0	0	0	0
Railroad Mischief (35-42-2-5.5)	0	0	0	0
Receiving Stolen Auto Parts (35-43-4-2.5)	0	0	0	0
Receiving Stolen Property (35-43-4-2)	0	0	0	0
Residential Entry (35-43-2-1.5)	0	0	1	2
Resisting Law Enforcement (35-44-3-3)	0	0	3	23
Rioting (35-45-1-2)	0	0	0	0

LEVEL III (cont'd)	NUMBER OF OFFENSES			
	This Month		This Calendar Year	
	Female	Male	Female	Male
Sale, Possession, Use of Legend Drug (16-42-19-27)	0	0	0	1
Selling, Distributing, Exhibiting Obscene Material (35-49-3-1)	0	0	0	0
Stalking (35-45-10-5)	0	0	0	0
Synthetic Drug (35-48-4-11.5)	0	0	0	0
Theft (35-43-4-2)	0	0	6	40
Torture or Mutilation of Animal (35-46-3-12)	0	0	0	0
Trafficking with an Inmate (35-44-3-9)	0	0	0	0
Unauthorized Possession of Prescription Form (35-48-4-14)	0	0	0	0
Unlawful Entry of Motor Vehicle (35-43-4-2.7)	0	0	0	0
Voyeurism (35-45-4-5)	0	0	0	1
Welfare Fraud (35-43-5-7)	0	0	0	0
Sub-Total	0	0	38	178

**LEVEL IV**

Absence From Home Detention (35-38-2.5-10)	0	0	0	0
Accident/Failure to Stop (9-26-1-8)	0	0	0	1
Alcohol Violation (31-37-2-6)	0	0	0	0
Animal Cruelty (35-46-3-12)	0	0	0	0
Assisting a Criminal (35-44-3-2)	0	0	0	0
Beats Vertebrate Animal (35-46-3-12)	0	0	0	0
Check Deception (35-43-5-5)	0	0	0	0
Common Nuisance (35-48-4-13)	0	0	1	0
Computer Trespassing (35-43-2-3)	0	0	0	0
Counterfeiting Auto Registration (9-18-2-42)	0	0	0	0
Counterfeiting a Driver's License (9-24-18-7)	0	0	0	0
Curfew Violation (31-37-2-5)	0	0	1	1
Deception (35-43-5-3)	0	0	0	0
Deer Outside Hours (14-22-6-1)	0	0	0	0
Deer w/ Illegal Device (14-22-6-1)	0	0	0	0
Disorderly Conduct (35-45-1-3)	0	0	4	14
Dissemination of Material Harmful to Minor (35-49-3-3)	0	0	0	0
Driving While Intoxicated (9-11-2-3)	0	0	0	3
Driving with Suspended License (9-24-19-2)	0	0	0	0
Exploitation of Dependent/Endangered Adult (35-46-1-12)	0	0	0	0
Failure to Appear (35-44-3-6)	0	0	0	0
Failure to Disclose Recruitment (35-46-4-4)	0	0	0	0
Failure to Respond to Summons (35-44-3-6.5)	0	0	0	0
False Auto Registration (9-18-2-44)	0	0	0	0
False Identity Statement (35-44-2-6)	0	0	0	0
False Informing (35-44-2-2)	0	0	2	3
Flag Desecration (35-45-1-4)	0	0	0	0
Glue Sniffing (35-46-6-2)	0	0	0	0
Habitual Disobedience of Parent, Guardian, or Custodian (Incorrigible) (31-37-2-4)	0	0	0	5
Harassment (35-45-2-2)	0	0	0	2
Home Improvement Fraud (35-43-6-12)	0	0	0	0
Illegal Consumption of Alcohol (7.1-5-7-7)	0	0	0	5
Illegal Possession of Alcohol (7.1-5-7-7)	0	0	0	0
Impairment of ID Number (35-43-7-4)	0	0	0	0
Interference with Custody (35-42-3-4)	0	0	0	0
Interfering with Law Enforcement Animal (35-46-3-11)	0	0	0	0
Invasion of Privacy (35-46-1-15.1)	0	0	0	0
Leaving Home w/o Permission of Parent, Guardian or Custodian (Runaway) (31-37-2-2)	0	0	2	8
Leaving Scene of Accident (9-26-1-1.1)	0	0	0	1
Maintaining a Common Nuisance (35-48-4-13)	0	0	0	0
Nitrous Oxide Distribution (35-46-6-3)	0	0	0	0
Obscene Performance (35-49-3-1)	0	0	0	0
Obstructing Medical Emergency (35-44-3-8.5)	0	0	0	0
Obstructing Traffic (35-42-2-4)	0	0	0	0
Official Misconduct (35-44.1-1-1)	0	0	0	0

LEVEL IV (cont'd)	NUMBER OF OFFENSES			
	This Month		This Calendar Year	
	Female	Male	Female	Male
Operating Vehicle While Intoxicated (9-30-5-2)	0	0	0	2
Operating Vehicle While Intoxicated/Cntrl'd Sub (9-30-5-1)	0	0	0	0
Operating Vehicle w/o License (9-24-18-1)	0	0	1	4
Operating Vehicle w/o Proof of Financial (9-25-8-2)	0	0	0	1
Operating Vehicle w/o Registration/Plates (9-18-2-43)	0	0	0	0
Possession of Device/Interfere Test (35-43-5-18)	0	0	0	0
Possession of Marijuana, Hash Oil, or Hashish (35-48-4-11)	0	0	2	16
Possession of Paraphernalia (35-48-4-8.3)	0	0	0	9
Possession of Substance Represented to be a Controlled Substance (35-48-4-4.6)	0	0	0	0
Possession, Purchase, Accepting Tobacco (35-46-1-10.5)	0	0	0	0
Probation Violation	0	0	0	130
Public Intoxication (7.1-5-1-3)	0	0	0	2
Receiving Unidentified Property (35-43-7-5)	0	0	0	0
Reckless Driving (9-21-8-52)	0	0	0	1
Refusal to Aid Officer (35-44-3-7)	0	0	0	0
Refusal to Identify Self (34-28-5-3.5)	0	0	1	0
Selling, Distributing, Exhibiting Obscene Material (35-49-3-1)	0	0	0	0
Synthetic Drug (35-48-4-11.5)	0	0	0	0
Taking Deer/Turkey (14-22-6-1)	0	0	0	0
Tattooing a Minor (35-42-2-7)	0	0	0	0
Torture, Kill, Mutilate an Animal (35-46-3-12)	0	0	0	0
Unauthorized Possession of Prescription (35-48-4-14)	0	0	0	0
Unlawful Entry of Motor Vehicle (35-43-4-2.7)	0	0	1	4
Unlawful Gambling (35-45-5-2)	0	0	0	0
Unlawful Use of Railroad Right of Way (8-3-15-3)	0	0	0	0
Vending Machine Vandalism (35-43-4-7)	0	0	0	0
Violation Home Detention	0	0	0	0
Violation Suspended Commitment to DOC	0	0	4	0
Violation of Compulsory School Attendance Law (Truancy) (31-37-2-3)	0	0	0	3
Voyeurism (35-45-4-5)	0	0	0	1
Welfare Fraud (35-45-5-7)	0	0	0	0
	Sub-Total		19	216
	0	0		
<b>GRAND TOTAL NUMBER OF OFFENSES</b>	<b>0</b>	<b>0</b>	<b>80</b>	<b>599</b>

Source: SAS - mnthadm4\_by\_offense.pgm



**Indiana Department of Correction**  
**Table 17**  
**Number of Juvenile Offenders by Most Serious Offense**  
**Committed to the Indiana Department of Correction**

**December 2020**

MOST SERIOUS OFFENSE (Citation Code)	NUMBER OF JUVENILES			
	This Month		This Calendar Year	
LEVEL I	Female	Male	Female	Male
Aggravated Battery (35-42-2-1.5)	0	0	0	3
Arson (35-43-1-1)	0	0	0	0
Battery (35-42-2-1)	0	2	6	12
Battery by Bodily Waste (35-42-2-6)	0	0	1	1
Burglary (35-43-2-1)	0	2	1	17
Carjacking (35-42-5-2)	0	0	0	0
Carrying Handgun w/o License (35-47-2-1)	0	0	0	2
Changing, Altering, Removing, Obliterating ID of Handgun (35-47-2-18)	0	0	0	0
Child Exploitation (35-42-4-4)	0	0	1	1
Child Molesting (35-42-4-3)	0	2	0	24
Child Seduction (35-42-4-7)	0	0	0	0
Child Selling (35-46-1-4)	0	0	0	0
Child Solicitation (35-42-4-6)	0	0	0	0
Child in Possession of Handgun (35-47-10-5)	0	0	0	1
Consumer Product Tampering (35-45-8-3)	0	0	0	0
Criminal Confinement (35-42-3-3)	0	0	0	0
Criminal Deviate Conduct (35-42-4-2)	0	0	0	0
Criminal Gang Intimidation (35-45-9-4)	0	0	0	0
Criminal Gang Recruitment	0	0	0	0
Criminal Recklessness (35-42-2-2)	0	1	0	5
Dangerous Possession of a Firearm (35-47-10-5)	0	0	1	17
Dealing in a Sawed-Off Shotgun (35-47-5-4.1)	0	0	0	0
Distribution of a Destructive Device (IC 35-47.5-5-5)	0	0	0	0
Domestic Battery (35-42-2-1.3)	1	0	3	4
Driving While Intoxicated Resulting in Death (9-30-5-5)	0	0	0	0
False Application for Handgun (35-47-2-8)	0	0	0	0
False, Altering Handgun License (35-47-2-22)	0	0	0	0
Feticide (35-42-1-6)	0	0	0	0
Handgun, False ID (35-47-2-17)	0	0	0	0
Incest (35-46-1-3)	0	0	0	0
Interference with Custody (35-42-3-4)	0	0	0	0
Intimidation (35-45-2-1)	0	0	0	0
Involuntary Manslaughter (35-42-1-4)	0	0	0	1
Kidnapping (35-42-3-2)	0	0	1	1
Murder (35-42-1-1)	0	1	1	3
Neglect of a Dependent (35-46-1-4)	0	0	0	0
Operation of a Machine Gun/Hurling a Bomb (35-47-5-9)	0	0	0	0
Overpass Mischief (35-42-2-5)	0	0	0	0
Pointing a Firearm (35-47-4-3)	0	0	0	1
Possession of Firearm on School Property (35-47-9-2)	0	0	0	0
Possession of a Machine Gun or Bomb (35-47-5-9)	0	0	0	0
Rape (35-42-4-1)	0	0	0	0
Reckless Homicide (35-42-1-5)	0	0	0	1
Resisting Law Enforcement (35-44-3-3)	0	0	0	0
Robbery (35-42-5-1)	0	1	0	27
Sell, Manufacture, Possess, Purchase Explosive (35-47-5-1)	0	0	0	0
Sell, Transfer, HIV Blood (35-42-1-7)	0	0	0	0
Selling, Transferring, Giving Handgun to Under 18 (35-47-2-7)	0	0	0	0
Sexual Battery (35-42-4-8)	0	0	0	4
Sexual Misconduct (35-44-1-5)	0	0	0	0

LEVEL I (cont'd)	NUMBER OF JUVENILES			
	This Month		This Calendar Year	
	Female	Male	Female	Male
Sexual Misconduct with a Minor (35-42-4-9)	0	0	0	0
Stalking (35-45-10-5)	0	0	0	0
Strangulation (35-42-2-9)	0	1	0	1
Unlawful Delivery of Confiscated Firearm (35-47-3-4)	0	0	0	0
Unlawful Use of Body Armor (35-47-5-13)	0	0	0	0
Unlawful Use of Stun Gun (35-47-8-5)	0	0	0	0
Vicarious Sexual Gratification (35-42-4-5)	0	0	0	0
Voluntary Manslaughter (35-42-1-3)	0	0	0	0
<b>Sub-Total</b>	<b>1</b>	<b>10</b>	<b>15</b>	<b>126</b>

### LEVEL II

Assisting a Criminal (35-44-3-2)	0	0	0	0
Chinese Throwing Star (35-47-5-12)	0	0	0	0
Criminal Gang Activity (35-45-9-3)	0	0	0	0
Criminal Recklessness (35-42-2-2)	0	0	0	0
Dealing Anabolic Steroid (16-42-19-27)	0	0	0	0
Dealing Methamphetamine (35-48-4-1.1)	0	0	0	0
Dealing in Cocaine or Narcotic Drug (35-48-4-1)	0	0	0	0
Dealing in Marijuana, Hash Oil, or Hashish (35-48-4-10)	0	1	0	1
Dealing in a Schedule I, II, or III Controlled Substance (35-48-4-2)	0	0	0	0
Dealing in a Schedule IV Controlled Substance (35-48-4-3)	0	0	0	1
Dealing in a Schedule V Controlled Substance (35-48-4-4)	0	0	0	0
Dealing in a Substance Represented to be a Controlled Substance (35-48-4-4.5)	0	0	0	0
Delivery of Weapon to Intoxicated Person (35-47-4-1)	0	0	0	0
Disarming Law Enforcement Officer (35-44.1-3-2)	0	0	0	0
Escape/Failure to Return to Lawful Detention (35-44-3-5)	1	0	2	5
Inmate w/ Deadly Weapon (35-44.1-3-7)	0	0	0	0
Interference with Custody (35-42-3-4)	0	0	0	0
Intimidation (35-45-2-1)	0	1	0	14
Knife with Automatic Blade (35-47-5-2)	0	0	0	0
Loan Sharking (35-45-7-2)	0	0	0	0
Maintaining a Common Nuisance (35-48-4-13)	0	0	0	0
Making loan secured by mortgage, deposit or pledge of handgun (35-47-4-2)	0	0	0	0
Manufacture, Distribution, Possession of a Substance Represented to be a Controlled Substance (35-48-4-4.5)	0	0	0	0
Neglect of a Dependent (35-46-1-4)	0	0	0	0
Poss precursors w/intent to manufacture etc. (35-48-4-14.5)	0	0	0	0
Possession of a Controlled Substance (35-48-4-7)	0	0	0	0
Possession of a Knife on School Property (35-47-5-2.5)	0	0	0	0
Promoting Prostitution (35-45-4-4)	0	0	0	0
Purchase, Possession or Sale of Stun Gun (35-47-8-5)	0	0	0	0
Resisting Law Enforcement (35-44-3-3)	0	2	0	11
Rioting with a Deadly Weapon (35-45-1-2)	0	0	0	0
Sale, Possession, Use of Legend Drug (16-42-19-27)	0	0	0	0
Sexual Misconduct with a Minor (35-42-4-9)	0	0	0	0
Stalking (35-45-10-5)	0	0	0	0
Trafficking with an Inmate (35-44-3-9)	0	0	0	0
Use of Stun Gun in Commission of a Crime (35-47-8-5)	0	0	0	0
<b>Sub-Total</b>	<b>1</b>	<b>4</b>	<b>2</b>	<b>32</b>

### LEVEL III

Accident /Failure to Stop (9-26-1-8)	0	0	0	0
Accident, Property Damage with Injury (9-26-1-8)	0	0	0	0
Altering or Damaging Computer (35-43-1-4)	0	0	0	0
Auto Theft, Receiving Stolen Parts (35-43-4-2.5)	1	0	1	6
Battery (35-42-2-1)	0	1	7	8
Bestiality	0	0	0	0
Bribery (35-44-1-1)	0	0	0	0
Burglary (35-43-2-1)	0	0	0	0
Check Deception (35-43-5-5)	0	0	0	0

**NUMBER OF JUVENILES**

<b>LEVEL III (cont'd)</b>	<b>This Month</b>		<b>This Calendar Year</b>	
	<b>Female</b>	<b>Male</b>	<b>Female</b>	<b>Male</b>
Check Fraud (35-43-5-12)	0	0	0	0
Child Exploitation (35-42-4-4)	0	0	0	0
Controlled Substance Registration (35-48-4-14)	0	0	0	0
Conversion (35-43-4-3)	0	0	0	1
Criminal Mischief (35-43-1-2)	0	0	2	4
Criminal Recklessness (35-42-2-2)	0	0	0	0
Criminal Trespass (35-43-2-2)	0	0	0	1
Dealing in Altered Property (35-43-4-2.3)	0	0	0	0
Dealing in Marijuana, Hash Oil, or Hashish (35-48-4-10)	0	0	0	1
Dealing in Paraphernalia (35-48-4-8.5)	0	0	0	0
Distribution of Material Harmful to Minor (35-49-3-3)	0	0	0	0
Escape/Failure to Return to Lawful Detention (35-44-3-5)	0	2	4	8
Failure to Appear (35-44-3-6)	0	0	0	0
False Reporting (35-44-2-2)	0	0	0	0
Forgery (35-43-5-2)	0	0	0	0
Fraud (35-43-5-4)	0	0	0	3
Fraud on Financial Institution (35-45-5-8)	0	0	0	0
Home Improvement Fraud (35-43-6-13)	0	0	0	0
Identity Deception (35-43-5-3.5)	0	0	0	0
Interference with Custody (35-42-3-4)	0	0	0	0
Interference with Reporting Crime (35-42-2-5)	0	0	0	0
Invasion of Privacy (35-46-1-15.1)	0	0	0	1
Kill Domestic Animal	0	0	0	0
Manufacture of Paraphernalia (35-48-4-8.1)	0	0	0	0
Nonsupport of Child (35-46-1-5)	0	0	0	0
Nonsupport of Spouse (35-46-1-6)	0	0	0	0
Obscene Performance (35-49-3-1)	0	0	0	0
Obstructing Fireman (35-44-3-8)	0	0	0	0
Obstructing Traffic (35-42-2-4)	0	0	0	0
Obstruction of Justice (35-44-3-4)	0	0	0	0
Operating Vehicle After Lifetime Forfeiture (9-30-10-17)	0	0	0	0
Operating Vehicle While Intoxicated (9-30-5-4)	0	0	0	0
Operating Vehicle While Intoxicated with Prior (9-30-5-3)	0	0	0	0
Patronizing a Prostitute (35-45-4-3)	0	0	0	0
Perjury (35-44-2-1)	0	0	0	0
Possession of Cocaine or Narcotic Drug (35-48-4-6)	0	0	0	2
Possession of Marijuana, Hash Oil, or Hashish (35-48-4-11)	0	0	0	0
Possession of Methamphetamines (35-48-4-6.1)	0	0	0	0
Possession of Paraphernalia (35-48-4-8.3)	0	0	0	0
Possession of a Controlled Substance (35-48-4-7)	0	0	0	0
Possession of a Syringe (16-42-19-18)	0	0	1	0
Possession/Use of Legend Drug (16-42-19-13)	0	1	0	4
Professional Gambling (35-45-5-3)	0	0	0	0
Profiting from Adoption (35-46-1-9)	0	0	0	0
Promoting Professional Gambling (35-45-5-4)	0	0	0	0
Promoting Prostitution (35-45-4-4)	0	0	0	0
Prostitution (35-45-4-2)	0	0	0	0
Public Indecency (35-45-4-1)	0	0	0	0
Public Nudity (35-45-4-1.5)	0	0	0	0
Railroad Mischief (35-42-2-5.5)	0	0	0	0
Receiving Stolen Property (35-43-4-2)	0	0	0	0
Residential Entry (35-43-2-1.5)	0	0	1	1
Resisting Law Enforcement (35-44-3-3)	0	0	3	4
Rioting (35-45-1-2)	0	0	0	0
Sale, Possession, Use of Legend Drug (16-42-19-27)	0	0	0	1
Selling, Distributing, Exhibiting Obscene Material (35-49-3-1)	0	0	0	0
Stalking (35-45-10-5)	0	0	0	0

**NUMBER OF JUVENILES**

<b>LEVEL III (Cont.)</b>	<b>This Month</b>		<b>This Calendar Year</b>	
	<b>Female</b>	<b>Male</b>	<b>Female</b>	<b>Male</b>
Synthetic Drug (35-48-4-11.5)	0	0	0	0
Theft (35-43-4-2)	0	1	4	19
Torture or Mutilation of Animal (35-46-3-12)	0	0	0	0
Trafficking with an Inmate (35-44-3-9)	0	0	0	0
Unauthorized Possession of Prescription Form (35-48-4-14)	0	0	0	0
Unlawful Entry of Motor Vehicle (35-43-4-2.7)	0	0	0	0
Voyeurism (35-45-4-5)	0	0	0	0
Welfare Fraud (35-43-5-7)	0	0	0	0
<b>Sub-Total</b>	<b>1</b>	<b>5</b>	<b>23</b>	<b>64</b>

**LEVEL IV**

Absence From Home Detention (35-38-2.5-10)	0	0	0	0
Accident/Failure to Stop (9-26-1-8)	0	0	0	1
Assisting a Criminal (35-44-3-2)	0	0	0	0
Beats Vertebrate Animal (35-46-3-12)	0	0	0	0
Check Deception (35-43-5-5)	0	0	0	0
Common Nuisance (35-48-4-13)	0	0	0	0
Computer Trespassing (35-43-2-3)	0	0	0	0
Counterfeiting Auto Registration (9-18-2-42)	0	0	0	0
Counterfeiting a Driver's License (9-24-18-7)	0	0	0	0
Curfew Violation (31-37-2-5)	0	0	0	0
Deception (35-43-5-3)	0	0	0	0
Disorderly Conduct (35-45-1-3)	0	0	1	1
Dissemination of Material Harmful to Minor (35-49-3-3)	0	0	0	0
Driving with Suspended License (9-24-19-2)	0	0	0	0
Exploitation of Dependent/Endangered Adult (35-46-1-12)	0	0	0	0
Failure to Appear (35-44-3-6)	0	0	0	0
Failure to Disclose Recruitment (35-46-4-4)	0	0	0	0
Failure to Respond to Summons (35-44-3-6.5)	0	0	0	0
False Auto Registration (9-18-2-44)	0	0	0	0
False Identity Statement (35-44-2-6)	0	0	0	0
False Informing (35-44-2-2)	0	0	1	0
Flag Desecration (35-45-1-4)	0	0	0	0
Glue Sniffing (35-46-6-2)	0	0	0	0
Habitual Disobedience of Parent, Guardian, or Custodian (Incorrigible) (31-37-2-4)	0	0	0	0
Harassment (35-45-2-2)	0	0	0	0
Home Improvement Fraud (35-43-6-12)	0	0	0	0
Illegal Consumption of Alcohol (7.1-5-7-7)	0	0	0	0
Illegal Possession of Alcohol (7.1-5-7-7)	0	0	0	0
Impairment of ID Number (35-43-7-4)	0	0	0	0
Interference with Custody (35-42-3-4)	0	0	0	0
Interfering with Law Enforcement Animal (35-46-3-11)	0	0	0	0
Invasion of Privacy (35-46-1-15.1)	0	0	0	0
Leaving Home w/o Permission of Parent, Guardian or Custodian (Runaway) (31-37-2-2)	0	0	0	0
Nitrous Oxide Distribution (35-46-6-3)	0	0	0	0
Obscene Performance (35-49-3-1)	0	0	0	0
Obstructing Medical Emergency (35-44-3-8.5)	0	0	0	0
Obstructing Traffic (35-42-2-4)	0	0	0	0
Operating Vehicle While Intoxicated (9-30-5-2)	0	0	0	2
Operating Vehicle While Intoxicated/Cntrld Sub (9-30-5-1)	0	0	0	0
Operating Vehicle w/o License (9-24-18-1)	0	0	0	1
Operating Vehicle w/o Proof of Financial (9-25-8-2)	0	0	0	0
Operating Vehicle w/o Registration/Plates (9-18-2-43)	0	0	0	0
Possession of Marijuana, Hash Oil, or Hashish (35-48-4-11)	0	1	1	3
Possession of Paraphernalia (35-48-4-8.3)	0	0	0	1
Possession of Substance Represented to be a Controlled Substance (35-48-4-4.6)	0	0	0	0
Possession, Purchase, Accepting Tobacco (35-46-1-10.5)	0	0	0	0
Probation Violation	0	0	0	0
Public Intoxication (7.1-5-1-3)	0	0	0	0
Receiving Unidentified Property (35-43-7-5)	0	0	0	0
Reckless Driving (9-21-8-52)	0	0	0	0
Refusal to Aid Officer (35-44-3-7)	0	0	0	0

LEVEL IV (cont'd)	NUMBER OF JUVENILES			
	This Month		This Calendar Year	
	Female	Male	Female	Male
Refusal to Identify Self (34-28-5-3.5)	0	0	0	0
Selling, Distributing, Exhibiting Obscene Material (35-49-3-1)	0	0	0	0
Synthetic Drug	0	0	0	0
Torture, Kill, Mutilate an Animal (35-46-3-12)	0	0	0	0
Unauthorized Possession of Prescription (35-48-4-14)	0	0	0	0
Unlawful Entry of Motor Vehicle (35-43-4-2.7)	0	0	0	1
Unlawful Gambling (35-45-5-2)	0	0	0	0
Unlawful Use of Railroad Right of Way (8-3-15-3)	0	0	0	0
Vending Machine Vandalism (35-43-4-7)	0	0	0	0
Violation Home Detention	0	0	0	0
Violation Suspended Commitment to DOC	0	0	0	0
Violation of Compulsory School Attendance Law (Truancy) (31-37-2-3)	0	0	0	0
Voyeurism (35-45-4-5)	0	0	0	1
Welfare Fraud (35-45-5-7)	0	0	0	0
<b>Sub-Total</b>	<b>0</b>	<b>1</b>	<b>3</b>	<b>11</b>
<b>GRAND TOTAL NUMBER OF JUVENILES</b>	<b>3</b>	<b>20</b>	<b>43</b>	<b>233</b>

**Indiana Department of Correction**  
**Table 18**  
**Juvenile Female New Commitments**

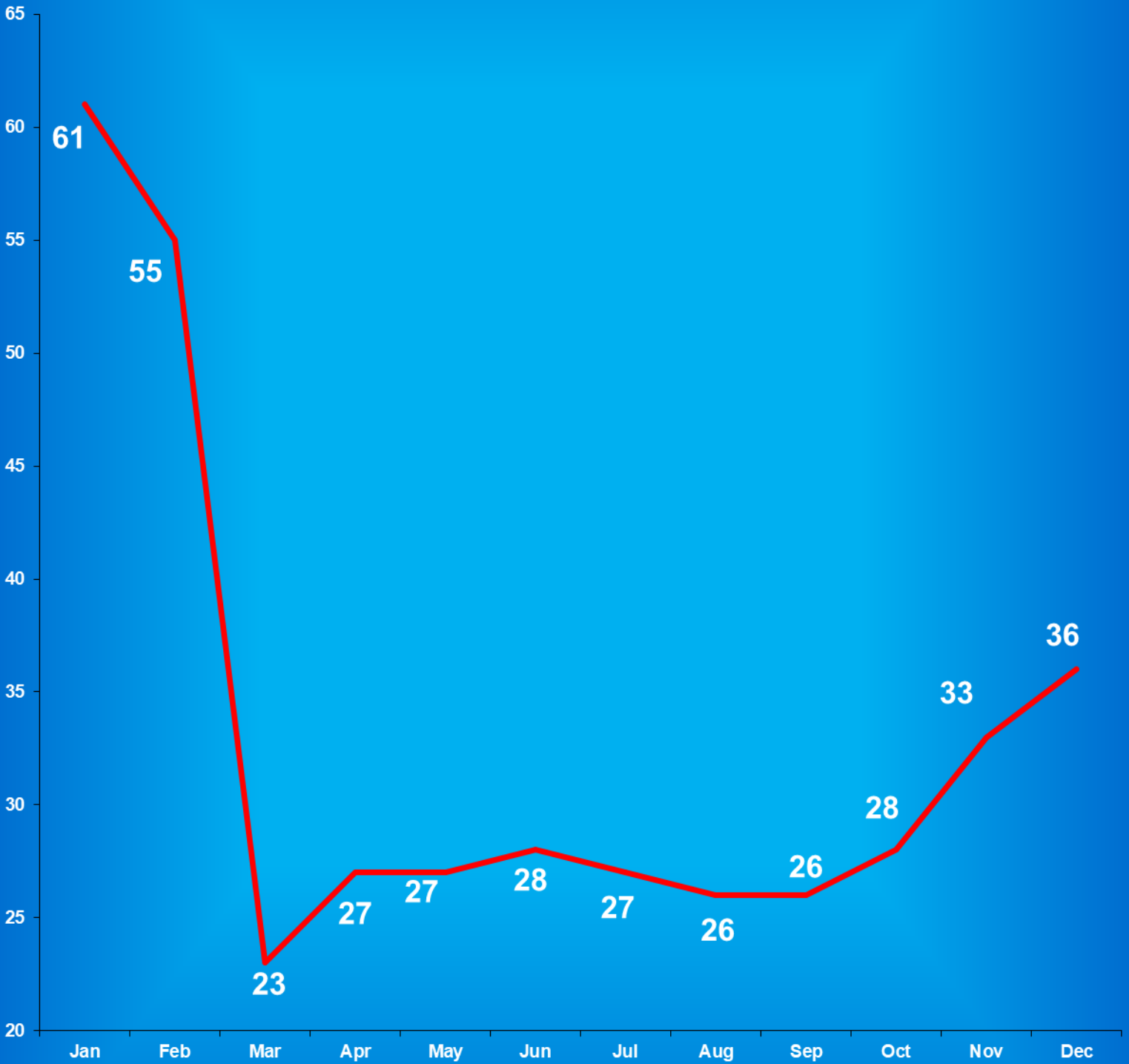
<u>Month</u>	<u>2016</u>	<u>2017</u>	<u>2018</u>	<u>2019</u>	<u>2020</u>
January	6	2	3	10	3
February	10	5	8	4	5
March	11	6	4	7	3
April	9	2	7	3	5
May	4	6	8	8	5
June	11	7	2	3	4
July	4	8	12	9	3
August	4	5	4	2	1
September	7	8	8	4	4
October	5	6	5	6	2
November	6	7	8	2	5
December	<u>5</u>	<u>12</u>	<u>8</u>	<u>5</u>	3
<b>TOTALS</b>	<b>82</b>	<b>74</b>	<b>77</b>	<b>63</b>	<b>43</b>

Source: SAS - mnthadm4.pgm

# Indiana Department of Correction

## Graph G

Average Daily Juvenile Female Offender Populations  
Calendar Year 2020



**Indiana Department of Correction**  
**Table 19**  
**Juvenile Male New Commitments**

<u>Month</u>	<u>2016</u>	<u>2017</u>	<u>2018</u>	<u>2019</u>	<u>2020</u>
January	39	26	46	36	28
February	40	26	38	36	21
March	69	36	33	17	32
April	33	45	27	24	17
May	44	35	42	30	11
June	40	48	29	27	14
July	29	40	29	47	17
August	38	48	28	37	15
September	36	43	41	23	20
October	24	39	24	34	17
November	28	48	34	26	19
December	<u>30</u>	<u>34</u>	<u>52</u>	<u>23</u>	20
<b>TOTALS</b>	<b>463</b>	<b>450</b>	<b>468</b>	<b>360</b>	<b>231</b>

Source: SAS - mnthadm4.pgm

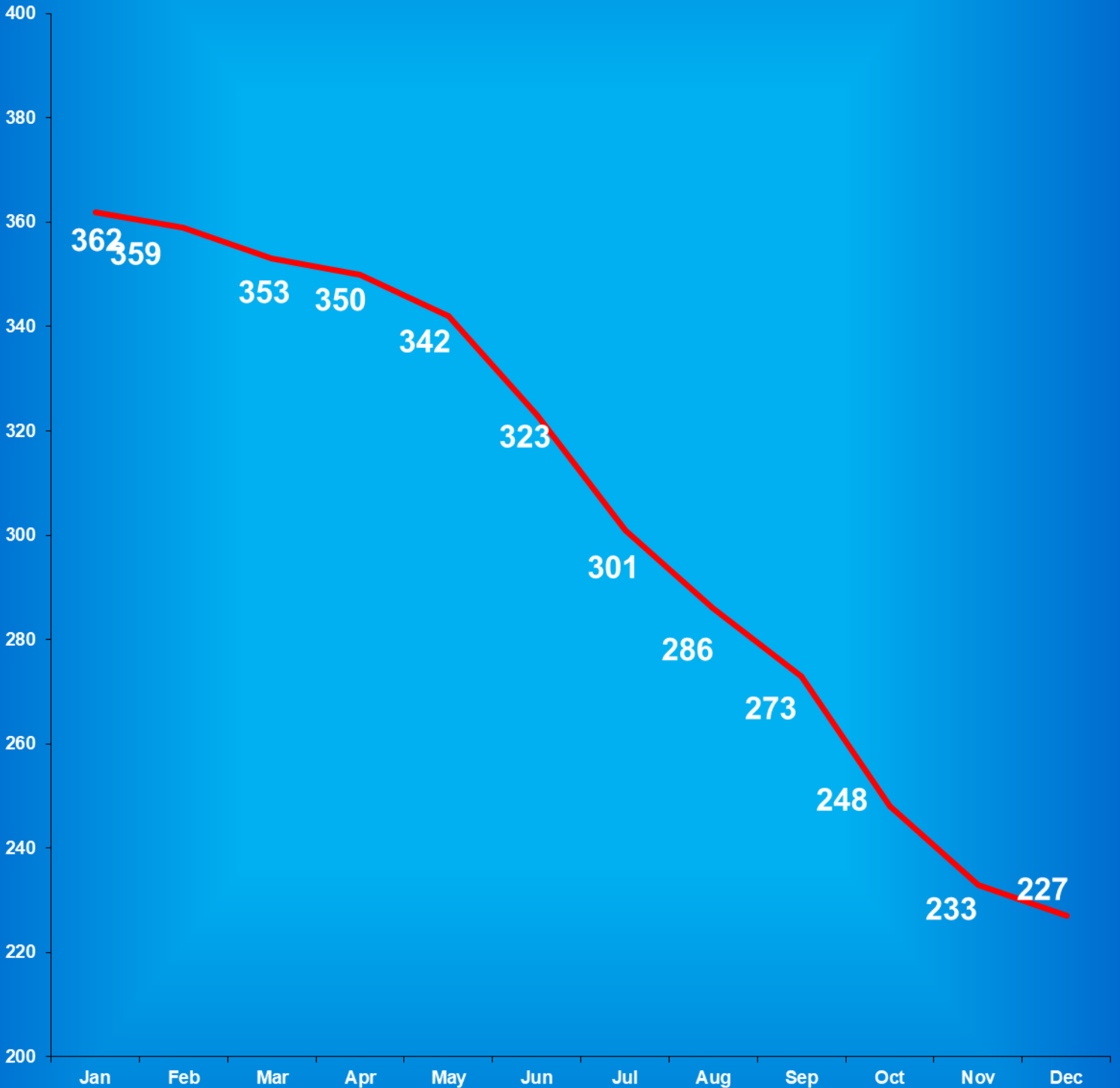


# Indiana Department of Correction

## Graph H

### Average Daily Juvenile Male Offender Populations

Calendar Year 2020



**Indiana Department of Correction**  
**Table 20**  
**Juvenile Parole Caseload on January 01, 2021**

<u>Juvenile Reintegration Districts</u>	<b>Indiana Parolees</b>		<b>Other Jurisdiction</b>		<u>Total</u>
	<u>Juvenile Male</u>	<u>Juvenile Female</u>	<u>Juvenile Male</u>	<u>Juvenile Female</u>	
<i>Interstate Compact (RD0)*</i>	2	0	11	0	<i>13</i>
	<u>District Supervision Breakdown as follows:</u>				
Juv Reintegration District 2	12	0	1	0	<i>13</i>
Juv Reintegration District 3	3	0	4	0	<i>7</i>
Juv Reintegration District 4	4	1	2	0	<i>7</i>
Juv Reintegration District 5	0	0	2	0	<i>2</i>
Juv Reintegration District 6	2	0	0	0	<i>2</i>
Juv Reintegration District 8	5	0	2	0	<i>7</i>
<b>Total</b>	<b>28</b>	<b>1</b>	<b>11</b>	<b>0</b>	<b><i>40</i></b>

**Total Juvenile Parole Population on the First Day of Each Month**

<u>Calendar Year 2020</u>	<b>Indiana Parolees</b>		<b>Other Jurisdiction</b>		<u>Total</u>
	<u>Juvenile Male</u>	<u>Juvenile Female</u>	<u>Juvenile Male</u>	<u>Juvenile Female</u>	
January	37	3	4	0	<b>44</b>
February	41	4	6	0	<b>51</b>
March	33	4	9	0	<b>46</b>
April	29	3	10	0	<b>42</b>
May	25	3	8	0	<b>36</b>
June	29	3	9	0	<b>41</b>
July	27	3	7	1	<b>38</b>
August	23	4	7	0	<b>34</b>
September	24	6	9	0	<b>39</b>
October	28	2	10	0	<b>40</b>
November	30	1	12	0	<b>43</b>
December	28	1	11	0	<b>40</b>

\* Includes Indiana parolees who are serving their parole in another state, as well as offenders from other States being supervised in Indiana (Interstate Compact)

Sources:  
Parole Division  
SAS - juvparl2.pgm

**Indiana Department of Correction  
Indiana Government Center South, Room E334  
302 W. Washington Street  
Indianapolis, IN 46204**

**Prepared by:  
Grant Beanblossom, Data Analyst  
(317) 233-4765  
[gbeanblossom@idoc.IN.gov](mailto:gbeanblossom@idoc.IN.gov)**

**This report and previous reports may be found at:**

**<http://www.in.gov/idoc/2376.htm>**



# CHANGING LIVES



The logo for the Indiana Department of Correction is circular, featuring a central torch and the words 'EMPLOYEES', 'EFFICIENCY', and 'EFFECTIVENESS'. The outer ring contains the text 'INDIANA DEPARTMENT OF CORRECTION'. The map of Indiana is a solid blue silhouette.

The Indiana Department of Correction advances public safety and successful re-entry through dynamic supervision, programming, and partnerships.