


Indiana Department of Correction

Division of Research & Technology



Offender Population Statistical Report

- September 2018 -

Rob Carter, Commissioner

**Indiana Department of Correction
Indiana Government Center South, Room E334
302 W. Washington Street
Indianapolis, IN 46204**

**Prepared by:
Joshua Ross, Research Analyst
(317) 233-3432
josross@idoc.in.gov**

This report and previous reports may be found at:

<http://www.in.gov/idoc/2376.htm>



Definitions

For the purpose of this report, the following definitions apply:

Admission – The means by which an offender enters the custody or jurisdiction of the Indiana Department of Correction. For this report, with the exception of the return of an escapee, this does not include a return from a temporary absence.

Average Daily Population – The sum of the daily beginning counts for a month, divided by that month's number of daily beginning counts.

Beginning Count – The number of offenders physically present at the beginning of the day (ie, 0000:01 hours).

Class A Felony – An offense whereby a person convicted of this felony shall be imprisoned for a fixed term of thirty years, with not more than twenty years added for aggravating circumstances, or not more than ten years subtracted for mitigating circumstances.

Class B Felony – An offense whereby a person convicted of this felony shall be imprisoned for a fixed term of ten years, with not more than ten years added for aggravating circumstances, or not more than four years subtracted for mitigating circumstances.

Class C Felony – An offense whereby a person convicted of this felony shall be imprisoned for a fixed term of four years, with not more than four years added for aggravating circumstances, or not more than two years subtracted for mitigating circumstances.

Class D Felony – An offense whereby a person convicted of this felony shall be imprisoned for a fixed term of one and one-half years, with not more than one and one-half years added for aggravating circumstances, or not more than one year subtracted for mitigating circumstances.

Class 1 Felony – An offense whereby a person convicted of this felony shall be imprisoned with a sentence range of 20-40 years, with not more than twenty years added as a habitual offender enhancement.

Class 2 Felony – An offense whereby a person convicted of this felony shall be imprisoned with a sentence range of 10-30 years, with not more than twenty years added as a habitual offender enhancement.

Class 3 Felony – An offense whereby a person convicted of this felony shall be imprisoned with a sentence range of 3-16 years, with not more than twenty years added as a habitual offender enhancement.

Class 4 Felony – An offense whereby a person convicted of this felony shall be imprisoned with a sentence range of 2-12 years, with not more than twenty years added as a habitual offender enhancement.

Class 5 Felony – An offense whereby a person convicted of this felony shall be imprisoned with a sentence range of 1-6 years, with not more than six years added as a habitual offender enhancement.

Class 6 Felony – An offense whereby a person convicted of this felony shall be imprisoned with a sentence range of 0.5-2.5 years, with not more than six years added as a habitual offender enhancement.

Contracted Beds - Those offenders who have been committed to the Indiana Department of Correction, but are housed in a local work release facility under contract of a 3rd party provider.

County Jail "Back-ups" (Jail Bed Count) – Those offenders who have been committed to the Indiana Department of Correction, but are housed in a county jail until they can be transferred to a Department of Correction intake facility. The county receives \$35.00 per day, per offender, to house these offenders.

Ending Count – The number of offenders physically present at the end of the day (ie, 2400:00 hours).

Felon – A person convicted in any jurisdiction who might have been imprisoned for more than one year.

Murder - An offense whereby a person convicted of this felony shall be imprisoned for a fixed term of fifty-five years, with not more than ten years added for aggravating circumstances, or not more than ten years subtracted for mitigating circumstances.

Definitions Continued

Operational Capacity – The total bed capacity of the facility. The capacity of a facility is the number of beds authorized for safe and efficient operation of the facility.

Pre-Dispositional – An individual ordered by the Court to the Indiana Department of Correction for evaluation prior to sentencing.

Release – The means by which an offender leaves the custody or jurisdiction of the Indiana Department of Correction. For this report, with the exception of an escape, this does not include a temporary absence.

Safekeeper – An individual whom the Court has determined to be in imminent danger of serious bodily injury or death, or who represents a substantial threat to the safety of others, and whom the Court has ordered to the Indiana Department of Correction for custody and security control.

Maximum Level Facilities – Maximum security facilities have very restrictive security measures and housing is celled space.

Medium Level Facilities – Medium security facilities have moderate degree of security measures and housing consists of dormitories and celled space.

Minimum Level Facilities – Minimum Security Facilities have the least restrictive security measures and housing is dormitory style. Also included as minimum security are work release program offenders who leave the facility for outside employment but return nightly.

Intake Facilities – Intake facilities are designated to receive newly committed adult offenders. During the intake process each offender is evaluated through interviews, reports and diagnostic tests. This evaluation forms the basis of the offenders' facility and program assignment.

Secure Housing Units – Denotes maximum control with the most restrictive security measures in place.

Vacancy – The number of beds available for assignment.

Juvenile Diagnostic/Walkthrough – A Juvenile court can order a youth to the Department of Correction to be temporarily committed for not more than 14 days (excluding Saturdays, Sundays and Legal holidays) for the purpose of an evaluation. The youth must be adjudicated delinquent and the order has to be prior to disposition. The department will send a report to the court of the written findings.

Indiana Department of Correction Population Summary

- There were 24,110 adult male offenders (including 231 county jail “back-ups” and 91 in contracted beds) on October 01, 2018. This population is 3% below operational bed capacity for general population.
- There were 2,569 adult female offenders (including 39 county jail “back-ups” and 25 in contracted beds) on October 01, 2018. This population is 7% below the operational bed capacity.
- There were 375 juvenile male offenders in the Department’s facilities on October 01, 2018. This population is 35% below the operational bed capacity.
- There were 39 juvenile female offenders in the Department’s facilities on October 01, 2018. This population is 35% below the operational bed capacity.
- There were 5,943 adult males on parole in Indiana (5,450 Indiana parolees and 493 other jurisdiction parolees) on October 03, 2018.
- There were 615 adult females on parole in Indiana (559 Indiana parolees and 56 other jurisdiction parolees) on October 03, 2018.
- There were 835 adults admitted to IDOC (710 male and 125 female) and 895 adults released from IDOC (762 male and 133 female) in September 2018.
- There were 62 juveniles admitted to IDOC (50 male and 12 female) and 55 juveniles released from IDOC (50 male and 5 female) in September 2018.

**Indiana Department of Correction
Human Resource Report**

September 30, 2018

ADULT FACILITIES

Facility	Total Staff*	Custody Staff	Non-Custody	Vacancies	Hires - Rehires	Retired - Terminated	Inter-Agency		Contract/Vendor		
							In	Out	Aramark	Health	Education
Branchville Correctional Facility	257	184	73	18	9	4	0	0	8	31	7.0
Chain O'Lakes Correctional Facility	28	21	7	2	0	0	0	0	5	2	0.0
Correctional Industrial Facility	312	239	73	57	10	7	0	0	15	27	4.3
Edinburgh Correctional Facility	66	51	15	5	4	3	1	1	7	6	0.0
Indiana State Prison/Lakeside	494	384	110	75	9	10	0	0	27	39	5.0
Indiana Women's Prison	184	129	55	11	2	4	2	1	6	25	4.8
Madison Correctional Facility	193	136	57	61	12	5	1	1	8	23	5.0
Miami Correctional Facility	490	381	109	66	6	18	0	0	29	55	11.0
New Castle Correctional Facility**	410	277	133	131	0	0	0	0	30	81	19.0
Pendleton Correctional Facility	434	312	122	90	12	7	1	0	18	49	1.8
Plainfield Correctional Facility	345	255	90	49	11	8	1	0	24	41	10.0
Putnamville Correctional Facility	451	332	119	74	10	11	3	0	18	39	11.0
Reception-Diagnostic Center	206	157	49	42	4	3	0	0	0	30	0.0
Rockville Correctional Facility	230	159	71	36	0	5	0	0	12	37	8.0
South Bend Comm. Re-Entry Center	35	25	10	7	1	0	0	0	4	2	0.0
Heritage Trail DOC Staff	19	0	19	6	0	0	0	0	0	10	10.0
Heritage Trail GEO Staff**	138	96	42	21	0	0	0	0	2	11	0.0
Wabash Valley Correctional Facility	598	471	127	49	0	10	0	0	30	60	7.0
Westville Correctional Facility	645	479	166	126	20	18	0	0	38	69	13.5
Total	5,535	4,088	1,447	926	110	113	9	3	281	637	117.4

JUVENILE FACILITIES

Facility	Total Staff*	Custody Staff	Non-Custody	Vacancies	Hires - Rehires	Retired - Terminated	Inter-Agency		Contract/Vendor		
							In	Out	Aramark	Health	Education
Camp Summit	62	44	18	3	1	1	0	0	5	6	2.0
Logansport Intake/North Central	164	112	52	24	4	3	0	0	11	14	3.0
Pendleton Juvenile Correctional	231	158	73	63	5	2	0	0	6	18	4.0
Total	457	314	143	90	10	6	0	0	22	38	9.0

ADMINISTRATIVE

Central Office***	Total	530	186	344	53	1	3	1	1	0	0	1.5
-------------------	--------------	-----	-----	-----	----	---	---	---	---	---	---	-----

TOTALS

STATE EMPLOYEE TOTAL	5,974	4,215	1,759	917	121	122	10	4	0	0	0
CONTRACT EMPLOYEE TOTAL	1,654	373	1,281	152	0	0	0	0	303	675	128
GRAND TOTAL	7,628	4,588	3,040	1,069	121	122	10	4	303	675	128

* Total Active Staff does not include those on disability, suspension, or leave with pay.

** New Castle Correctional Facility and Heritage Trail are privately contracted institutions. Their hire/rehire and termination/reire data is not provided to DOC.

*** Includes Technology Services Division, PEN Products, Staff Development and Training, and the Parole Division (counted as Custody Staff)

Note: Total staff, custody staff, non-custody staff, and vacancy data are as of the end of the month.

Hires and re-hires, retirements and terminations, intra-agency transfer in and transfer out are the total number of actions for the month.

Source: DOC Human Resource



Offender Statistics



Indiana Department of Correction
Table 1
Offender Population & Vacancy Numbers, by Facility Security Level
October 1, 2018

Minimum Security - Adult MALE

	September Ending Count	General Population Vacancies	Programs & Treatment Vacancies	Segregation & Infirmery Vacancies	Down Beds	Held Beds
Chain O'Lakes	105	17	0	0	0	1
Edinburgh	336	7	0	0	0	1
Miami - MCA	200	2	0	0	0	2
New Castle - NCA	193	9	0	0	0	2
Pendleton - IRO	215	4	0	0	0	1
Westville - WCA	308	42	3	0	23	3
Wabash Valley - WVA	196	2	0	0	0	0
Total	1,553	83	3	0	23	10

Re-Entry & Work Release - Adult MALE

Bartholomew Co. Re-Entry	9	11	0	0	0	0
Chain O'Lakes Re-Entry	15	1	0	0	0	1
Duval Center Re-Entry	33	7	0	0	0	0
Lake Co. Re-Entry	3	7	0	0	0	0
South Bend Re-Entry	149	23	0	0	0	0
VOA/Hope Hall Re-Entry	17	3	0	0	0	0
Starke Co. PI - TC	29	0	19	0	0	0
Total	255	52	19	0	0	1

Medium Security - Adult MALE

	September Ending Count	General Population Vacancies	Programs & Treatment Vacancies	Segregation & Infirmery Vacancies	Down Beds	Held Beds
Branchville	1,318	105	52	10	0	0
Correctional Industrial	1,385	98	0	3	0	9
Indiana State Prison ISO	371	10	0	0	0	4
Plainfield	1,512	17	0	14	152	1
Putnamville	2,163	22	0	3	322	0
Heritage Trail	858	3	0	0	0	7
Westville	2,439	72	104	23	274	29
New Castle	2,374	4	7	27	1	18
Total	12,420	331	163	80	749	68

Table 1 (Cont.)

Maximum Security - Adult MALE

	September Ending Count	General Population Vacancies	Programs & Treatment Vacancies	Segregation & Infirmery Vacancies	Down Beds	Held Beds
Miami	2,832	111	8	6	12	15
Indiana State Prison	1,993	34	17	5	3	15
Pendleton	1,405	24	3	4	4	9
Pendleton Treatment Unit	185	0	28	0	1	0
ISR Secure Housing Unit	64	0	0	1	3	1
Reception Diag. Center	656	3	0	0	36	0
New Castle Annex	423	9	0	29	21	4
New Castle Mental Health	117	0	8	0	0	3
WCU Secure Housing Unit	108	0	0	0	2	0
Wabash Valley	1,683	12	45	22	12	11
WVS Secure Housing Unit	185	0	0	3	28	0
Total	9,651	193	109	70	122	58

Minumum Security & Re-Entry - Adult FEMALE

	September Ending Count	General Population Vacancies	Programs & Treatment Vacancies	Segregation & Infirmery Vacancies	Down Beds	Held Beds
Madison	644	62	0	0	0	0
Jefferson Co. Re-Entry	32	33	0	0	0	1
Crane House	21	24	0	0	0	0
Lake Co. Re-Entry	0	10	0	0	0	0
VOA/Evansville/Female	4	1	0	0	0	0
Total	701	130	0	0	0	1

Medium Security - Adult FEMALE

Rockville	973	18	37	13	0	0
Total	973	18	37	13	0	0

Maximum Security - Adult FEMALE
--

Women's Prison	678	31	12	2	0	4
Rockville Intake	178	34	0	0	0	0
Total	856	65	12	2	0	4

JAIL BED COUNT

Adult Male	231	N/A	N/A	N/A	N/A	N/A
Adult Female	39	N/A	N/A	N/A	N/A	N/A
Total	270					

Table 1 (Cont.)

JUVENILE OFFENDERS

Juvenile Male

	September Ending Count	General Population Vacancies	Programs & Treatment Vacancies	Segregation & Infirmery Vacancies	Down Beds	Held Beds
Logansport Juvenile Intake/Diagnostic Facility	29	55	0	8	0	0
North Central Juvenile Correctional Facility	132	42	0	0	0	0
Pendleton Juvenile Correctional Facility	214	159	0	10	0	8
Total	375	256	0	18	0	8

Juvenile Female

LaPorte Juvenile Correctional Facility	39	21	0	2	0	0
--	----	----	---	---	---	---

TOTALS

	September Ending Count	General Population Vacancies	Programs & Treatment Vacancies	Segregation & Infirmery Vacancies	Down Beds	Held Beds
GRAND TOTAL FOR ALL ADULT MALES (Includes Jail Bed Count and Contracted Beds)	24,110	659	294	150	894	137
TOTAL FOR ADULT MALES IDOC FACILITIES ONLY	23,788	631	275	150	894	137
GRAND TOTAL FOR ALL ADULT FEMALES (Includes Jail Bed Count and Contracted Beds)	2,569	213	49	15	0	5
TOTAL FOR ADULT FEMALES IDOC FACILITIES ONLY	2,505	145	49	15	0	4
TOTAL FOR JUVENILE MALES	375	256	0	18	0	8
TOTAL FOR JUVENILE FEMALES	39	21	0	2	0	0
GRAND TOTAL FOR THE DEPARTMENT (Includes Jail Bed Count and Contracted Beds)	27,093	1,149	343	185	894	150
GRAND TOTAL FOR THE DEPARTMENT (Excludes Jail Bed Count and Contracted Beds)	26,707	1,053	324	185	894	149

Sources: Planning Division Facility Body Count Report
 Planning Division Juvenile Daily Count Report
 OIS - Jail Bed Count
 Operational Support Services - Vacancy Report

Indiana Department of Correction
Table 2
Operational Capacity Compared to Population, by Facility
October 1, 2018

Minimum Security - Adult MALE					
--------------------------------------	--	--	--	--	--

	Aug Operational Capacity	Sep Operational Capacity	Sep Adjusted Operational Capacity*	Sep Ending Count	Percent +/- Capacity
Chain O'Lakes	123	123	122	105	-14%
Edinburgh	344	344	343	336	-2%
Miami - MCA	204	204	202	200	-1%
New Castle - NCA	204	204	202	193	-4%
Pendleton - IRO	220	220	219	215	-2%
Westville - WCA	379	379	350	308	-12%
Wabash Valley - WVA	198	198	198	196	-1%
Total	1,672	1,672	1,636	1,553	-5%

Re-Entry & Work Release - Adult MALE					
---	--	--	--	--	--

Bartholomew Co. Re-Entry	20	20	20	9	-55%
Chain O'Lakes Re-Entry	17	17	16	15	-6%
Duval Center Re-Entry	40	40	40	33	-18%
Lake Co. Re-Entry	10	10	10	3	-70%
South Bend Re-Entry	172	172	172	149	-13%
VOA/Hope Hall Re-Entry	20	20	20	17	-15%
Starke Co. PI - TC	48	48	29	29	<u>0%</u>
Total	327	327	307	255	-17%

Medium Security - Adult MALE					
-------------------------------------	--	--	--	--	--

Branchville	1,485	1,485	1,423	1,318	-7%
Correctional Industrial	1,495	1,495	1,483	1,385	-7%
Indiana State Prison ISO	385	385	381	371	-3%
Plainfield	1,696	1,696	1,529	1,512	-1%
Putnamville	2,510	2,510	2,185	2,163	-1%
Heritage Trail	868	868	861	858	0%
Westville	2,941	2,941	2,511	2,439	-3%
New Castle	<u>2,431</u>	<u>2,431</u>	<u>2,378</u>	<u>2,374</u>	<u>0%</u>
Total	13,811	13,811	12,751	12,420	-3%

Table 2 (Cont.)

Maximum Security - Adult MALE					
--------------------------------------	--	--	--	--	--

	Aug Operational Capacity	Sep Operational Capacity	Sep Adjusted Operational Capacity*	Sep Ending Count	Percent +/- Capacity
Miami	2,984	2,984	2,943	2,832	-4%
Indiana State Prison	2,067	2,067	2,017	1,993	-1%
Pendleton	1,449	1,449	1,429	1,405	-2%
Pendleton Treatment Unit	214	214	185	185	0%
ISR Secure Housing Unit	69	69	64	64	0%
Reception Diag. Center	695	695	656	656	0%
New Castle Annex	486	486	432	423	-2%
New Castle Mental Health	128	128	117	117	0%
WCU Secure Housing Unit	110	110	108	108	0%
Wabash Valley	1,785	1,785	1,695	1,683	-1%
WVS Secure Housing Unit	<u>216</u>	<u>216</u>	<u>185</u>	<u>185</u>	<u>0%</u>
Total	10,203	10,203	9,831	9,651	-2%

Minumum Security & Re-Entry - Adult FEMALE					
---	--	--	--	--	--

Madison	706	706	706	644	-9%
Jefferson Co. Re-Entry	66	66	65	32	-51%
Crane House	45	45	45	21	-53%
Lake Co. Re-Entry	10	10	10	0	-100%
VOA/Evansville/Female	<u>5</u>	<u>5</u>	<u>5</u>	<u>4</u>	<u>-20%</u>
Total	832	832	831	701	-16%

Medium Security - Adult FEMALE					
---------------------------------------	--	--	--	--	--

Rockville	<u>1,041</u>	<u>1,041</u>	<u>991</u>	973	-2%
Total	1,041	1,041	991	973	-2%

Maximum Security - Adult FEMALE					
--	--	--	--	--	--

Women's Prison	727	727	709	678	-4%
Rockville Intake	<u>212</u>	<u>212</u>	178	178	0%
Total	939	939	887	856	-3%

JAIL BED COUNT**					
-------------------------	--	--	--	--	--

Adult Male	240	231	231	231	0%
Adult Female	<u>30</u>	<u>39</u>	<u>39</u>	<u>39</u>	<u>0%</u>
Total	270	270	270	270	0%

JUVENILE OFFENDERS					
---------------------------	--	--	--	--	--

	Juvenile Male				
Logansport Juvenile Intake/Diagnostic Facility	92	92	29	29	0%
North Central Juvenile Correctional Facility	174	174	174	132	-24%
Pendleton Juvenile Correctional Facility	<u>391</u>	<u>391</u>	<u>373</u>	214	<u>-43%</u>
Total	657	657	576	375	-35%

Table 2 (Cont.)

Juvenile Female

	Aug Operational Capacity	Sep Operational Capacity	Sep Adjusted Operational Capacity*	Sep Ending Count	Percent +/- Capacity
LaPorte Juvenile Correctional Facility	62	62	60	39	-35%

TOTALS					
	Aug Operational Capacity	Sep Operational Capacity	Sep Adjusted Operational Capacity*	Sep Ending Count	Percent +/- Capacity
GRAND TOTAL FOR ALL ADULT MALES (Includes Jail Bed Count and Contracted Beds)	26,253	26,244	24,756	24,110	-3%
TOTAL FOR ADULT MALES IDOC FACILITIES ONLY	25,686	25,875	24,406	23,788	-3%
GRAND TOTAL FOR ALL ADULT FEMALES (Includes Jail Bed Count and Contracted Beds)	2,842	2,851	2,748	2,569	-7%
TOTAL FOR ADULT FEMALES IDOC FACILITIES ONLY	2,752	2,752	2,649	2,505	-5%
TOTAL FOR JUVENILE MALES	657	657	576	375	-35%
TOTAL FOR JUVENILE FEMALES	62	62	60	39	-35%
GRAND TOTAL FOR THE DEPARTMENT (Includes Jail Bed Count** and Contracted Beds)	29,814	29,814	28,140	27,093	-4%
GRAND TOTAL FOR THE DEPARTMENT (Excludes Jail Bed Count and Contracted Beds)	29,157	29,346	27,691	26,707	-4%

*Adjusted Operational Capacity includes Intake Beds and excludes Down, Held, and Segregation/Infirmary, and Program/Treatment Hold Beds.

**Jail Bed Counts - IDOC offender Jail Bed holding is demand-based, therefore Jail Bed Percent Capacity is always 0%. Jail Bed Operational Capacity is determined by each county's availability and fluctuates from month to month.

Sources: Planning Division Facility Body Count Report
 Planning Division Juvenile Daily Count Report
 OIS - Jail Bed Count
 Operational Support Services - Vacancy Report

Indiana Department of Correction

Table 3

**Facility Population on the First Day of Each Month
(Excludes County Jail "Back-ups" & Contracted Beds)**

<u>2017</u>	<u>Adult Male</u>	<u>Adult Female</u>	<u>Juvenile Male</u>	<u>Juvenile Female</u>	<u>Total</u>
January	22,939	2,106	364	45	25,454
February	22,847	2,132	359	39	25,377
March	22,893	2,142	352	38	25,425
April	23,034	2,150	368	37	25,589
May	22,982	2,164	385	35	25,566
June	23,001	2,207	378	36	25,622
July	23,056	2,216	402	38	25,712
August	23,101	2,224	391	36	25,752
September	23,231	2,292	385	35	25,943
October	23,379	2,305	382	36	26,102
November	23,290	2,331	357	33	26,011
December	23,583	2,315	369	38	26,305

<u>2018</u>	<u>Adult Male</u>	<u>Adult Female</u>	<u>Juvenile Male</u>	<u>Juvenile Female</u>	<u>Total</u>
January	23,290	2,345	354	40	26,029
February	23,273	2,356	372	47	26,048
March	23,364	2,395	394	45	26,198
April	23,505	2,414	395	48	26,362
May	23,506	2,443	387	43	26,379
June	23,719	2,466	394	40	26,619
July	23,794	2,447	379	29	26,649
August	23,677	2,442	377	35	26,531
September	23,738	2,502	373	32	26,645
October	23,788	2,505	375	39	26,707

Source: Research Division Juvenile Daily Count Report

Indiana Department of Correction
Table 4
Parole Caseload on October 03, 2018

<u>Parole District</u>	Indiana Parolees		Other Jurisdiction		<u>Total</u>
	<u>Adult Male</u>	<u>Adult Female</u>	<u>Adult Male</u>	<u>Adult Female</u>	
	<i>Interstate Compact (PD0)*</i>	410	49	493	
	<u>District Supervision Breakdown as follows:</u>				
Re-Entry Parole (PD1)	311	51	35	4	401
Fort Wayne (PD2)	650	67	46	3	766
Indianapolis (PD3)	1346	114	78	6	1,544
Evansville (P4A)	387	33	48	7	475
Terre Haute (P4B)	475	37	30	3	545
Bloomington (PD5)	278	28	30	3	339
Gary (PD6)	474	35	70	7	586
New Castle (PD7)	580	82	41	4	707
South Bend (PD8)	642	53	78	9	782
Madison (PD9)	307	59	37	10	413
Total	5,860	608	493	56	7,017

Total Parole Population on the First Day of Each Month

<u>Calendar Year 2018</u>	Indiana Parolees		Other Jurisdiction		<u>Total</u>
	<u>Adult Male</u>	<u>Adult Female</u>	<u>Adult Male</u>	<u>Adult Female</u>	
January	6,398	686	482	62	7,628
February	6,398	686	513	58	7,655
March	6,327	687	514	55	7,583
April	6,288	678	490	52	7,508
May	6,225	654	494	58	7,431
June	6,122	652	510	56	7,340
July	6,046	654	497	53	7,250
August	6,012	638	506	55	7,211
September	5,941	621	508	57	7,127
October	5,860	608	493	56	7,017

** Includes Indiana parolees who are serving their parole in another state, as well as offenders from other States being supervised in Indiana (Interstate Compact)*

Sources: Juvenile Services
Parole Division



Adult Offender Statistics



Indiana Department of Correction
Table 5
Monthly Admissions and Releases- Adult Offenders
(Includes County Jail "Back-ups" & Contracted Beds)
September 2018

Admissions	Male	Female	Total
New Commitments	348	51	399
Parole Violators - New Commits	27	2	29
Parole Violators - Technical	133	15	148
Unsentenced (Safekeepers)	1	2	3
Return from Esc - Sec/NonSec Facility	0	0	0
Return from Escape - Non-Secure Facility	1	0	1
Return from Escape - CTP Absconds	0	0	0
Court Supervision Violators - New Commits	96	21	117
Court Supervision Violators - Technical	88	31	119
Return from CTP - New Commits	0	0	0
Return from CTP - Technical	16	3	19
Unknown (Missing Data)	0	0	0
Total Admissions	710	125	835

Releases	Male	Female	Total
Parole	373	54	427
Probation	218	38	256
Escape Secure Facility	0	0	0
Walk-Away - Non-Secure Facility	2	1	3
Discharged	64	23	87
Unsentenced Discharged	0	0	0
Other (i.e. Death)	5	0	5
Community Transition Program (CTP)	100	17	117
CTP Absconds	0	0	0
Unknown (Missing Data)	0	0	0
Total Releases	762	133	895

Of the 348 new commitments of male felons, 186 (53.4%) had a prior commitment.

Of the 51 new commitments of female felons, 18 (35.3%) had a prior commitment.

Effective July 1, 1998, misdemeanants are to be committed to DOC only under special circumstances (IC 11-12-6)

Sources: SAS-prsadm8.pgm, SAS - prisrel8.pgm

Indiana Department of Correction
Table 6
New Admissions by County of Commitment - Adult Offenders

September 2018														September 2018															
County	Felon Level													Total	County	Felon Level													Total
	Murder	FA	FB	FC	FD	F1	F2	F3	F4	F5	F6	Other*	Murder			FA	FB	FC	FD	F1	F2	F3	F4	F5	F6	Other*			
Adams	0	0	0	0	0	0	0	2	3	0	0	0	5	Madison	1	1	7	2	1	1	2	1	2	5	16	0	39		
Allen	0	0	3	1	0	0	1	3	5	16	9	0	38	Marion	1	0	5	2	1	1	11	16	20	50	5	0	112		
Bartholomew	0	0	1	0	0	0	0	3	0	4	4	0	12	Marshall	0	0	1	1	0	0	0	1	0	3	0	0	6		
Benton	0	0	0	0	0	0	0	0	0	0	0	0	0	Martin	0	0	0	0	0	0	0	0	1	1	0	0	2		
Blackford	0	0	0	0	0	0	0	0	0	2	2	0	4	Miami	0	0	0	0	0	0	0	0	0	3	0	0	3		
Boone	0	0	0	0	0	0	0	0	0	0	0	0	0	Monroe	0	0	0	3	0	0	1	2	0	1	2	0	9		
Brown	0	0	0	0	0	0	0	0	0	0	0	0	0	Montgomery	0	0	1	0	0	0	0	0	0	2	0	0	3		
Carroll	0	0	0	0	0	0	0	0	0	0	1	0	1	Morgan	0	0	0	0	0	0	0	2	2	1	0	0	5		
Cass	0	0	1	0	0	0	2	1	4	1	0	0	9	Newton	0	1	0	0	0	0	0	0	0	0	0	0	1		
Clark	0	0	0	0	1	0	1	2	1	4	4	0	13	Noble	0	0	1	1	0	0	0	0	2	6	0	0	10		
Clay	0	0	1	0	0	0	1	0	1	0	0	0	3	Ohio	0	0	0	0	0	0	0	1	0	2	0	0	3		
Clinton	0	0	1	0	1	0	0	0	1	2	1	0	6	Orange	0	0	0	0	0	0	0	0	2	0	1	0	3		
Crawford	0	0	0	0	0	0	0	0	0	0	0	0	0	Owen	0	0	0	0	1	0	0	0	2	2	0	0	5		
Daviess	0	0	0	0	0	0	4	0	1	3	0	0	8	Parke	0	0	0	0	0	0	0	0	0	1	0	0	1		
Dearborn	0	0	1	1	0	0	2	3	2	0	0	0	9	Perry	0	0	0	0	0	0	1	0	1	1	0	0	3		
Decatur	0	0	4	1	0	0	1	0	3	4	3	0	16	Pike	0	0	0	0	0	0	0	0	0	0	0	0	0	0	
DeKalb	0	0	1	0	0	0	0	0	1	3	0	0	5	Porter	0	0	0	0	0	1	0	1	2	1	0	0	5		
Delaware	0	0	0	0	0	0	0	2	1	0	0	0	3	Posey	0	0	0	1	0	0	0	0	1	1	0	0	3		
Dubois	0	0	0	0	0	0	0	0	2	1	0	0	3	Pulaski	0	0	0	0	0	0	0	0	0	1	0	0	1		
Elkhart	0	0	1	1	3	1	1	2	1	5	4	0	19	Putnam	0	0	0	0	0	0	0	0	0	0	0	0	0	0	
Fayette	0	0	0	0	0	0	0	0	1	0	1	0	2	Randolph	0	0	0	0	0	0	0	0	0	0	0	0	0	0	
Floyd	0	0	0	0	0	0	0	0	1	0	0	0	1	Ripley	0	0	1	0	0	0	0	1	0	5	0	0	7		
Fountain	0	0	0	0	0	0	0	0	0	0	0	0	0	Rush	0	0	0	0	1	0	0	0	3	1	0	0	5		
Franklin	0	0	0	1	1	0	0	0	0	2	0	0	4	St. Joseph	1	0	2	1	0	0	0	2	2	4	3	0	15		
Fulton	0	0	0	0	0	0	0	0	0	1	1	0	2	Scott	0	0	0	0	0	0	0	2	2	2	0	0	6		
Gibson	0	0	0	0	0	0	0	0	0	1	0	0	1	Shelby	0	0	0	0	0	0	0	0	0	5	0	0	5		
Grant	0	0	2	0	1	1	0	1	3	1	0	0	9	Spencer	0	0	0	0	0	0	0	0	0	0	0	0	0	0	
Greene	0	0	0	0	0	0	0	0	0	2	2	0	4	Starke	0	0	0	0	0	0	0	0	1	0	0	0	1		
Hamilton	0	0	1	1	0	1	1	0	0	5	2	0	11	Steuben	0	0	0	0	0	0	0	0	0	0	0	0	0	0	
Hancock	0	0	1	0	0	0	0	1	1	2	0	0	5	Sullivan	0	0	0	0	0	0	0	0	0	0	0	0	0	0	
Harrison	0	0	0	0	0	1	0	0	0	0	0	0	1	Switzerland	0	0	0	0	0	0	0	0	2	0	0	0	2		
Hendricks	0	0	1	0	0	0	0	1	0	2	1	0	5	Tippecanoe	0	0	4	1	1	0	0	3	2	4	1	0	16		
Henry	0	0	0	0	0	1	0	1	0	3	3	0	8	Tipton	0	0	0	0	0	0	0	0	0	0	0	0	0	0	
Howard	0	0	1	2	1	1	0	0	1	7	0	0	13	Union	0	0	0	0	0	0	0	0	0	1	0	0	1		
Huntington	0	2	0	0	0	0	0	0	1	3	1	0	7	Vanderburgh	2	0	0	0	1	0	0	1	1	6	5	0	16		
Jackson	0	0	1	0	0	0	1	2	0	4	2	0	10	Vermillion	0	0	0	0	0	0	0	0	0	0	0	0	0	0	
Jasper	0	0	1	0	0	0	0	0	1	0	0	0	2	Vigo	0	0	0	0	0	0	0	4	3	4	0	0	11		
Jay	0	0	0	0	1	0	0	1	1	5	0	0	8	Wabash	0	0	2	0	0	0	0	1	0	2	0	0	5		
Jefferson	0	0	1	0	0	0	0	0	1	1	1	0	4	Warren	0	0	0	0	0	0	0	0	0	0	1	0	1		
Jennings	0	0	0	0	0	0	0	1	0	0	0	0	1	Warrick	0	0	1	0	0	0	0	1	1	1	1	0	5		
Johnson	0	0	1	1	4	0	0	0	6	6	5	0	23	Washington	0	0	0	0	0	0	0	0	2	0	1	0	3		
Knox	0	0	1	0	0	0	0	0	0	0	0	0	1	Wayne	0	0	0	0	0	0	0	1	1	4	0	0	6		
Kosciusko	0	0	0	1	0	0	1	3	3	7	0	0	15	Wells	0	0	0	0	0	0	0	0	3	1	3	0	7		
LaGrange	0	0	0	0	0	0	0	0	0	0	0	0	0	White	0	0	0	0	0	0	0	0	0	0	0	0	0	0	
Lake	0	0	1	0	0	0	0	1	2	3	0	0	7	Whitley	0	0	0	0	0	0	0	0	0	0	0	0	0	0	
LaPorte	0	0	1	0	0	0	0	2	3	4	0	0	10	Unknown	0	0	0	0	0	0	0	0	0	0	0	0	2	2	
Lawrence	0	0	0	0	0	0	0	0	0	2	0	0	2	Totals	5	4	52	22	19	9	29	65	108	235	88	2	638		

Data based on Most Serious Offense and includes only New- and Recommitments.

Parole violators are not included.

**Other* may include missing, habitual offense, contempt of court, or misdemeanor.

***Unknown* represents offenders who were sentenced to DOC, but County of Commitment data was unavailable.

Source: Prsadm7.pgm

**Indiana Department of Correction
Table 7**

Release Type by County of Commitment - Adult Offenders

September 2018

County	Release Type				Total	County	Release Type				Total
	Parole	Probation	Discharged	CTP			Parole	Probation	Discharged	CTP	
Adams	0	0	0	1	1	Madison	22	12	3	5	42
Allen	15	9	3	15	42	Marion	97	49	20	20	186
Bartholomew	5	0	1	1	7	Marshall	0	1	2	2	5
Benton	0	0	0	0	0	Martin	0	0	0	0	0
Blackford	1	0	0	0	1	Miami	0	0	0	0	0
Boone	0	1	1	1	3	Monroe	8	7	0	1	16
Brown	1	1	0	0	2	Montgomery	4	2	0	0	6
Carroll	0	0	0	0	0	Morgan	1	0	0	0	1
Cass	1	1	0	5	7	Newton	3	1	0	0	4
Clark	2	3	2	1	8	Noble	3	0	1	0	4
Clay	1	4	0	0	5	Ohio	1	1	0	0	2
Clinton	7	4	0	2	13	Orange	4	3	2	0	9
Crawford	1	1	0	0	2	Owen	0	2	0	0	2
Daviess	2	2	0	0	4	Parke	5	0	2	0	7
Dearborn	5	9	1	0	15	Perry	0	0	1	0	1
Decatur	1	0	0	3	4	Pike	0	1	0	0	1
DeKalb	1	0	0	0	1	Porter	3	1	1	1	6
Delaware	6	0	2	0	8	Posey	1	0	0	0	1
Dubois	2	1	0	1	4	Pulaski	1	1	0	0	2
Elkhart	9	14	1	8	32	Putnam	1	0	0	0	1
Fayette	4	1	3	4	12	Randolph	0	0	0	0	0
Floyd	8	3	0	0	11	Ripley	6	4	0	0	10
Fountain	2	0	0	1	3	Rush	3	3	2	1	9
Franklin	1	0	0	0	1	St. Joseph	12	4	3	2	21
Fulton	3	3	0	0	6	Scott	5	2	0	0	7
Gibson	2	0	2	0	4	Shelby	2	4	2	1	9
Grant	8	4	0	2	14	Spencer	0	1	1	0	2
Greene	2	2	0	0	4	Starke	0	0	0	1	1
Hamilton	5	7	2	0	14	Steuben	1	2	0	0	3
Hancock	4	1	0	0	5	Sullivan	0	0	0	0	0
Harrison	3	1	0	0	4	Switzerland	0	0	0	0	0
Hendricks	1	2	1	0	4	Tippecanoe	9	10	0	6	25
Henry	3	3	1	2	9	Tipton	0	0	1	0	1
Howard	6	3	2	1	12	Union	0	0	0	0	0
Huntington	5	9	0	0	14	Vanderburgh	20	3	7	4	34
Jackson	3	3	1	0	7	Vermillion	1	0	0	0	1
Jasper	1	0	0	0	1	Vigo	9	3	0	2	14
Jay	3	2	2	3	10	Wabash	2	5	2	2	11
Jefferson	5	2	2	3	12	Warren	0	0	0	0	0
Jennings	3	1	0	0	4	Warrick	0	1	1	1	3
Johnson	10	6	1	2	19	Washington	3	1	0	2	6
Knox	0	2	0	0	2	Wayne	17	5	2	0	24
Kosciusko	3	6	2	0	11	Wells	3	1	1	1	6
LaGrange	1	4	0	0	5	White	1	0	0	0	1
Lake	21	5	2	8	36	Whitley	2	1	0	0	3
LaPorte	7	4	1	0	12	Unknown	0	0	2	0	2
Lawrence	4	1	0	1	6	Totals	428	256	89	117	890

This data excludes Temporary Moves, Safekeepers, Predispositions, Escapes, Deaths, releases from CTP and releases from Out of State Parole.

*"Unknown" represents offenders who were sentenced to DOC, but County of Commitment data was unavailable.

Source: prisrel7.pgm

Indiana Department of Correction
Table 8
The Number of Department of Correction Offenders
Held in County Jails*
September 24, 2018

<u>County</u>	<u>Adult Male</u>	<u>Adult Female</u>	<u>County</u>	<u>Adult Male</u>	<u>Adult Female</u>	<u>County</u>	<u>Adult Male</u>	<u>Adult Female</u>
Adams	3	0	Hendricks	2	0	Pike	0	0
Allen	12	1	Henry**	0	0	Porter	0	0
Bartholomew	4	1	Howard	6	1	Posey	2	1
Benton	0	0	Huntington	2	0	Pulaski**	1	0
Blackford**	1	0	Jackson	3	2	Putnam**	0	0
Boone	0	0	Jasper	1	0	Randolph	0	0
Brown	0	0	Jay	4	0	Ripley	3	0
Carroll	1	0	Jefferson	1	0	Rush	0	1
Cass	1	1	Jennings	4	2	St. Joseph	3	1
Clark	11	1	Johnson	3	2	Scott	3	0
Clay	4	0	Knox**	0	0	Shelby	4	1
Clinton	1	0	Kosciusko	7	2	Spencer**	0	0
Crawford**	0	0	LaGrange	0	0	Starke	1	0
Daviess	4	0	Lake	15	0	Steuben	3	0
Dearborn	2	2	LaPorte	4	0	Sullivan	0	0
Decatur	1	0	Lawrence	2	1	Switzerland	1	0
DeKalb	0	0	Madison	8	2	Tippecanoe	1	1
Delaware	3	0	Marion	17	2	Tipton	0	0
Dubois	0	0	Marshall	2	0	Union	0	0
Elkhart	7	5	Martin	3	0	Vanderburgh	17	2
Fayette	3	0	Miami	4	0	Vermillion	0	0
Floyd	2	0	Monroe	4	0	Vigo	4	0
Fountain	0	0	Montgomery	1	0	Wabash	1	0
Franklin	0	1	Morgan	3	1	Warren	0	0
Fulton	1	0	Newton	0	0	Warrick	0	0
Gibson	0	1	Noble	3	1	Washington	0	0
Grant	3	0	Ohio	0	0	Wayne	4	0
Greene	1	0	Orange**	3	0	Wells**	4	1
Hamilton	5	1	Owen	3	0	White	0	0
Hancock	0	0	Parke	1	1	Whitley	0	0
Harrison**	0	0	Perry	3	0	Total	231	39

* Data is based on known frequencies reported by the counties; some county data may be missing

** County Jail Substance Abuse Programs

Source: Offender Movement□

Indiana Department of Correction
Table 9
Community Transition Program
Average Daily Populations

<u>Month</u>	<u>2014</u>	<u>2015</u>	<u>2016</u>	<u>2017</u>	<u>2018</u>
January	521	457	518	465	392
February	511	442	480	475	402
March	492	468	492	475	411
April	470	529	518	481	441
May	496	549	499	487	443
June	504	539	469	481	398
July	494	539	491	445	386
August	475	559	496	421	395
September	479	538	509	400	387
October	484	564	478	385	
November	482	528	470	389	
December	<u>475</u>	<u>522</u>	<u>461</u>	<u>372</u>	
YEARLY AVERAGE	490	519	490	440	406

Source: CTP Database and OIS Warmbody

Indiana Department Of Correction
Table 10
Community Transition Program
September 2018 Release Information (Felony Level A-D)

Total number of offenders eligible to be released =		276
Felony A and B total =	200	
Felony C total =	64	
Felony D total =	9	
Murder =	3	
Total number of offenders transitioned to counties for CTP =		62
By default (lack of response from judge)		
Felony A or B =	0	
Felony C =	5	
Felony D =	0	
By approval by court order from judge		
Felony A or B =	49	
Felony C =	8	
Felony D =	0	
Murder =	0	
Total number of offenders transitioned to counties then returned to DOC due to refusal (court ordered denial upon receipt of offender) =		0
Total number of court ordered denials =		157
Felony A or B =	100	
Felony C =	46	
Felony D =	8	
Murder =	3	
Total number of Felony A or B, or Murder denials by default (no response from judge) =		38
Total number of offenders who became ineligible after eligibility determined but prior to CTP commencement date (reasons include change in Earliest Possible Release Date, change in warrant status, released to probation or to parole, other miscellaneous) =		19
Felony A or B =	13	
Felony C =	5	
Felony D =	1	
Murder =	0	

Indiana Department Of Correction
Table 10
Community Transition Program
September 2018 Release Information (Felony Level 1-6)

Total number of offenders eligible to be released =		202
Felony 1 and 2 total =	4	
Felony 3 and 4 total =	60	
Felony 5 and 6 total =	138	
Total number of offenders transitioned to counties for CTP =		57
By default (lack of response from judge)		
Felony 1 and 2 total =	0	
Felony 3 and 4 total =	0	
Felony 5 and 6 total =	15	
By approval by court order from judge		
Felony 1 and 2 total =	0	
Felony 3 and 4 total =	15	
Felony 5 and 6 total =	27	
Total number of offenders transitioned to counties then returned to DOC due to refusal (court ordered denial upon receipt of offender) =		0
Total number of court ordered denials =		110
Felony 1 and 2 total =	2	
Felony 3 and 4 total =	24	
Felony 5 and 6 total =	84	
Total number of Felony 1 or 2 denials by default (no response from judge) =		1
Total number of offenders who became ineligible after eligibility determined but prior to CTP commencement date (reasons include change in Earliest Possible Release Date, change in warrant status, released to probation or to parole, other miscellaneous) =		21
Felony 1 and 2 total =	1	
Felony 3 and 4 total =	8	
Felony 5 and 6 total =	12	

Indiana Department of Correction
Table 11
Total Number of Felony Offenses
Committed to the Indiana Department of Correction

September 2018

Felony Level	Primary Offense	Secondary Offense	Sep-18		This Calendar Year	
			SEX		SEX	
			F	M	F	M
Murder	Murder (35-42-1-1)		-	6	6	77
		Firearm Enhancement (35-50-2-11)	-	-	-	1
Murder Total			0	6	6	78

Felony Level	Primary Offense	Secondary Offense	Sep-18		This Calendar Year	
			SEX		SEX	
			F	M	F	M
A Felony	Arson (35-43-1-1)		-	-	-	2
	Burglary (35-43-2-1)		-	-	-	4
	Child Molesting (35-42-4-3)		-	-	6	53
	Criminal Deviate Conduct (35-42-4-2)		-	-	-	1
	Dealing Cocaine or Narcotic Drug (35-48-4-1)		-	2	1	32
	Dealing Methamphetamine (35-48-4-1.1)		-	-	5	8
	Dealing Sched I, II, or III Cntrld Sub (35-48-4-2)		-	2	-	13
	Possession of Cocaine or Narcotic Drug (35-48-4-6)		-	-	-	1
	Possession of Meth(35-48-4-6.1)		-	1	-	1
	Rape (35-42-4-1)		-	-	-	1
	Robbery (35-42-5-1)		-	-	-	1
	Voluntary Manslaughter (35-42-1-3)		-	-	1	-
B Felony Total			0	5	13	117

Felony Level	Primary Offense	Secondary Offense	Sep-18		This Calendar Year	
			SEX		SEX	
			F	M	F	M
B Felony	Aggravated Battery (35-42-2-1.5)		-	2	-	17
	Arson (35-43-1-1)		-	-	2	7
	Battery (35-42-2-1)		-	-	-	3
	Burglary (35-43-2-1)		-	12	7	162
	Carjacking (35-42-5-2)		-	-	-	6
	Child Molesting (35-42-4-3)		-	3	2	14
	Conspiracy (35-41-5-2)	Robbery (35-42-5-1)	-	-	-	1
	Criminal Confinement (35-42-3-3)		-	2	-	20
	Dealing Cocaine or Narcotic Drug (35-48-4-1)		2	11	27	99
	Dealing Methamphetamine (35-48-4-1.1)		2	11	33	103
	Dealing Sched I, II, or III Cntrld Sub (35-48-4-2)		2	3	31	53
	Dealing Sched IV Cntrld Sub (35-48-4-3)		-	-	-	3
	Fail to Stop Accident w/Injury (9-26-1-1)		-	-	-	1
	Felon in Possession of a Firearm (35-47-4-5)		-	1	-	26
	Incest (35-46-1-3)		-	-	-	2
	Neglect of a Dependent (35-46-1-4)		-	-	2	4
	Operating Vehicle Intoxicated/Death (9-30-5-5)		-	-	-	3
	Possession Methamphetamine (35-48-4-6.1)		-	1	2	8
	Possession of Cocaine or Narcotic Drug (35-48-4-6)		1	-	3	9
	Prisoner Poss. Dang Device/Material (35-44-3-9.5)		-	1	-	1
	Rape (35-42-4-1)		-	-	-	7
	Robbery (35-42-5-1)		-	8	-	89
	Security Fraud (23-19-5-1)		-	-	-	4
	Sexual Misconduct with a Minor (35-42-4-9)		-	-	4	26
	Stalking (35-45-10-5)		-	-	-	1
	Vicarious Sexual Gratification (35-42-4-5)		-	-	1	-
B Felony Total			7	55	114	669

Felony Level	Primary Offense	Secondary Offense	Sep-18		This Calendar Year	
			SEX		SEX	
			F	M	F	M
C Felony	Assisting a Criminal (35-44-3-2)		-	-	-	1
	Attempt to Commit a Felony (35-41-5-1)	Robbery (35-42-5-1)	-	-	-	1
	Auto Theft, Receiving Stolen Parts (35-43-4-2.5)		-	-	-	3
	Battery (35-42-2-1)		-	2	3	25
	Battery by Bodily Waste (35-42-2-6)		-	-	1	1
	Burglary (35-43-2-1)		-	6	1	52
	Carrying Handgun w/o License (35-47-2-23)		-	-	-	1
	Check Fraud (35-43-5-12)		-	-	-	1
	Child Exploitation (35-42-4-4)		-	-	1	3
	Child Molesting (35-42-4-3)		1	1	1	33
	Child Solicitation (35-42-4-6)		-	-	-	1
	Corrupt Business Influence (35-45-6-2)		-	1	2	7
	Criminal Confinement (35-42-3-3)		-	-	1	3
	Criminal Gang Enhancement (35-50-2-15)		-	-	-	1
	Criminal Recklessness (35-42-2-2)		-	-	-	5

Felony Level	Primary Offense	Secondary Offense	Sep-18		This Calendar Year	
			SEX		SEX	
			F	M	F	M
C Felony (cont'd)	Dealing Cocaine or Narcotic Drug (35-48-4-1)		-	-	-	1
	Dealing Marijuana, Hash Oil, or Hashish (35-48-4-10)		-	-	-	1
	Dealing Sched IV Controlled Substance (35-48-4-3)		-	-	2	6
	Dealing/Poss. Look-Alike Subs (35-48-4-4.6)		-	-	1	1
	Escape/Failure to Return (35-44-3-5)		-	-	-	3
	Failure to Register as a Sex Offender (11-8-8-17)		-	-	-	1
	Firearm w/in One Mile of School (35-47-2-1)		-	1	-	6
	Forgery (35-43-5-2)		1	-	27	39
	Fraud on Financial Institution (35-43-5-8)		-	-	-	3
	Handgun Violation (35-47-2-7)		-	-	-	3
	Home Improvement Fraud (35-43-6-13)		-	-	-	1
	Intimidation (35-45-2-1)		-	1	-	8
	Maintain Common Nuisance (35-48-4-13)		-	-	-	1
	Neglect of a Dependent (35-46-1-4)		-	-	1	11
	Non-Support of Dependent Child (35-46-1-5)		1	5	5	34
	Obliterating Handgun I.D. (35-47-2-18)		-	-	-	1
	Operating Vehicle Intoxicated/Death (9-30-5-5)		-	-	-	1
	Operating Vehicle Intoxicated/Injury (9-30-5-4)		-	1	-	1
	Operating Vehicle w/Lifetime Suspension (9-30-10-17)		1	-	4	16
	Possession Methamphetamine (35-48-4-6.1)		-	-	4	2
	Possession of Cocaine or Narcotic Drug (35-48-4-6)		-	1	1	9
	Possession of Controlled Substance (35-48-4-7)		-	-	-	4
	Possession of Precursors (35-48-4-14.5)		-	-	2	3
	Possession/Use Legend Drug (16-42-19-27)		-	-	2	-
	Prisoner Poss. Dang Device/Material (35-44-3-9.5)		-	-	-	1
	Promoting Prostitution (35-45-4-4)		-	-	1	1
	Reckless Homicide (35-42-1-5)		-	-	-	1
	Resisting Law Enforcement (35-44.1-3-1)		-	-	-	1
	Robbery (35-42-5-1)		-	3	1	34
	Security Fraud (23-19-5-1)		-	-	-	1
	Security Sale Fraud (23-2-6-3)		-	-	-	1
	Sexual Battery (35-42-4-8)		-	-	-	2
	Sexual Misconduct with a Minor (35-42-4-9)		-	2	1	16
	Trafficking with an Inmate (35-44-3-9)		-	-	2	-
	Welfare Fraud (35-43-5-7)		-	-	2	1
C Felony Total			4	24	66	353

Felony Level	Primary Offense	Secondary Offense	Sep-18		This Calendar Year	
			SEX		SEX	
			F	M	F	M
D Felony	Aiding, Inducing or Causing an Offense (35-41-2-4)	Theft, Receiving Stolen Property (35-43-4-2)	-	1	-	1
	Auto Theft, Receiving Stolen Parts (35-43-4-2.5)		-	3	1	8
	Battery (35-42-2-1)		-	1	1	8
	Battery by Bodily Waste (35-42-2-6)		-	1	-	2
	Burglary (35-43-2-1)		-	-	-	1
	Check Deception (35-43-5-5)		-	-	-	1
	Check Fraud (35-43-5-12)		-	-	-	1
	Child Exploitation (35-42-4-4)		-	-	-	2
	Child Pornography (35-42-4-4)		-	-	-	1
	Child Seduction (35-42-4-7)		-	-	-	1
	Child Solicitation (35-42-4-6)		-	-	-	2
	Controlled Substance Registration (35-48-4-14)		-	-	-	2
	Conversion (35-43-4-3)		-	-	-	1
	Criminal Confinement (35-42-3-3)		-	-	-	3
	Criminal Recklessness (35-42-2-2)		-	-	1	9
	Dealing Marijuana, Hash Oil, or Hashish (35-48-4-10)		-	-	-	7
	Dealing Subs. Represent as Cntrl'd Subs. (35-48-4-4.5)		-	-	-	2
	Dealing/Poss. Look-Alike Subs (35-48-4-11.5)		-	-	-	1
	Dissemination of Matter Harmful to Minor (35-49-3-3)		-	-	1	-
	Domestic Battery (35-42-2-1.3)		-	1	-	10
	Driving While Suspended/Oper Veh HTV (9-30-10-16)		-	1	1	12
	Dump Controlled Substance Waste (38-48-4-4.1)		-	1	-	1
	Fail to Stop Accident w/Injury (9-26-1-1)		-	-	-	2
	Failure to Register as a Sex Offender (11-8-8-17)		-	-	-	2
	Failure to Return to Lawful Detention (35-44-3-5)		-	2	2	7
	Failure to Warn Comm Disease (35-42-1-9)		-	-	-	1
	Forgery, Counterfeit (35-43-5-2)		1	2	1	2
	Fraud (35-43-5-4)		-	1	1	7
	Habitual Offender Substance Abuse (35-50-2-10)		-	1	-	1
	Identity Deception (35-43-5-3.5)		1	-	1	2
	Intimidation (35-45-2-1)		-	1	-	4
	Invasion of Privacy (35-46-1-15.1)		-	-	-	1
	Maintaining a Common Nuisance (35-48-4-13)		1	1	5	10
	Neglect of a Dependent (35-46-1-4)		-	-	4	2
	Non-Support of a Child (35-46-1-5)		1	2	3	32
	Obstruction of Justice (35-44-3-4)		-	-	-	1
	Operating Vehicle Intox-Prior (9-30-5-3)		-	-	2	13
	Operating Vehicle Intoxicated-Endanger (9-30-5-2)		-	2	-	6
	Perjury (35-44-2-1)		-	-	-	1

Felony Level	Primary Offense	Secondary Offense	Sep-18		This Calendar Year	
			SEX		SEX	
			F	M	F	M
D Felony (cont'd)	Pointing a Firearm (35-47-4-3)		-	1	-	3
	Poss. of Marijuana, Hash Oil, or Hashish (35-48-4-11)		-	3	-	18
	Possession - Syringe/Needle (16-42-19-18)		1	-	2	5
	Possession of Cocaine or Narcotic Drug (35-48-4-6)		-	1	6	15
	Possession of Controlled Substance (35-48-4-7)		-	1	5	17
	Possession of Meth(35-48-4-6.1)		-	2	5	14
	Possession of Paraphernalia (35-48-4-8.3)		-	-	-	2
	Possession of Precursors (35-48-4-14.5)		1	1	7	12
	Possession/Use of Legend Drug (16-42-19-13)		-	-	-	2
	Residential Entry (35-43-2-1.5)		-	-	1	1
	Resisting Law Enforcement (35-44-3-3)		-	3	1	17
	Resisting Law Enforcement, Vehicle (35-44.1-3-1A)		-	-	-	1
	Sexual Battery (35-42-4-8)		-	-	-	3
	Sexual Misconduct with a Minor (35-42-4-9)		-	-	-	2
	Stalking (35-45-10-5)		-	-	-	1
	Strangulation (35-42-2-9)		-	2	-	4
	Theft, Receiving Stolen Property (35-43-4-2)		1	13	29	122
	Vicarious Sexual Gratification (35-42-4-5)		-	-	-	1
	Violation-1935 Firearms (35-47-5-4.1)		-	-	-	2
	Welfare Fraud (35-43-5-7)		-	-	-	1
D Felony Total			7	48	80	413

Felony Level	Primary Offense	Secondary Offense	Sep-18		This Calendar Year	
			SEX		SEX	
			F	M	F	M
Level 1 Felony	Aggravated Battery (35-42-2-1.5)		-	-	1	-
	Aiding, Inducing or Causing an Offense (35-41-2-4)	Murder (35-42-1-1)	-	-	-	4
	Attempt to Commit a Felony (35-41-5-1)	Child Molesting (35-42-4-3)	-	-	-	3
		Murder (35-42-1-1)	-	2	7	39
	Burglary (35-43-2-1)		-	-	1	5
	Child Molesting (35-42-4-3)		-	18	1	87
	Conspiracy (35-41-5-2)		-	-	-	1
		Murder (35-42-1-1)	-	-	1	1
	Neglect of a Dependent/Death (35-46-1-4)		-	-	2	3
	Rape (35-42-4-1)		-	1	-	24
	Sex Misconduct w/ Minor (35-42-4-9)		-	-	-	1
Level 1 Felony Total			0	21	13	168

Felony Level	Primary Offense	Secondary Offense	Sep-18		This Calendar Year	
			SEX		SEX	
			F	M	F	M
Level 2 Felony	Aiding, Inducing or Causing an Offense (35-41-2-4)	Dealing Methamphetamine (35-48-4-1.1)	-	-	1	-
		Robbery (35-42-5-1)	-	-	-	1
	Arson (35-43-1-1)		-	-	-	1
	Attempt to Commit a Felony (35-41-5-1)	Burglary (35-43-2-1)	-	-	-	3
		Dealing Methamphetamine (35-48-4-1.1)	-	-	1	-
		Robbery (35-42-5-1)	-	1	2	3
		Voluntary Manslaughter (35-42-1-3)	1	-	1	-
	Battery (35-42-2-1)		-	-	-	1
	Burglary (35-43-2-1)		-	3	2	36
	Child Molesting (35-42-4-3)		-	-	-	1
	Conspiracy (35-41-5-2)	Burglary (35-43-2-1)	-	-	-	4
		Deal Sched 1,2,3 Sub (35-48-4-2)	-	-	-	1
		Dealing Cocaine or Narcotic Drug (35-48-4-1)	-	-	-	1
		Dealing Methamphetamine (35-48-4-1.1)	-	1	2	5
		Murder (35-42-1-1)	-	-	-	1
		Robbery (35-42-5-1)	-	-	-	1
	Criminal Confinement (35-42-3-3)		-	-	-	4
	Dealing Cocaine or Narcotic Drug (35-48-4-1)		-	9	5	97
	Dealing Methamphetamine (35-48-4-1.1)		4	8	32	132
	Dealing Sched I, II, or III Cntrl'd Sub (35-48-4-2)		-	-	1	2
	Habitual Offender (35-50-2-8)		-	-	1	-
	Possession - Destruct Device (35-47.5-5-2)		-	-	-	4
	Robbery (35-42-5-1)		-	3	1	28
	Voluntary Manslaughter (35-42-1-3)		-	1	6	16
Level 2 Felony Total			5	26	55	342

Felony Level	Primary Offense	Secondary Offense	Sep-18		This Calendar Year	
			SEX		SEX	
			F	M	F	M
Level 3 Felony	Accident/Failure to Stop-Serious Inj/Death (9-26-1-1.1)		-	-	-	6
	Aggravated Battery (35-42-2-1.5)		-	6	5	82
		Firearm Enhancement (35-50-2-11)	-	1	-	1
	Aiding, Inducing or Causing an Offense (35-41-2-4)	Criminal Confinement (35-42-3-3)	-	-	8	-
		Robbery (35-42-5-1)	-	-	7	7
	Attempt to Commit a Felony (35-41-5-1)	Aggravated Battery (35-42-2-1.5)	-	-	-	3

Felony Level	Primary Offense	Secondary Offense	Sep-18		This Calendar Year		
			SEX		SEX		
			F	M	F	M	
Level 3 Felony (cont'd)		Child Molesting (35-42-4-3)	-	-	-	1	
		Dealing Methamphetamine (35-48-4-1.1)	-	-	-	1	
		Rape (35-42-4-1)	-	1	-	4	
		Robbery (35-42-5-1)	-	2	4	25	
		Battery (35-42-2-1)	-	2	4	11	
		Burglary (35-43-2-1)	-	3	1	12	
		Child Molesting (35-42-4-3)	-	2	-	33	
		Conspiracy (35-41-5-2)	-	-	-	1	
			Criminal Confinement (35-42-3-3)	-	-	-	1
			Dealing Methamphetamine (35-48-4-1.1)	-	-	3	2
			Robbery (35-42-5-1)	2	1	5	10
		Criminal Confinement (35-42-3-3)		1	4	6	54
			Firearm Enhancement (35-50-2-11)	-	-	-	1
				-	-	-	2
		Criminal Gang Enhancement (35-50-2-15)		-	5	7	67
		Dealing Cocaine or Narcotic Drug (35-48-4-1)		9	6	28	71
		Dealing Methamphetamine (35-48-4-1.1)		-	-	-	3
		Dealing Sched I, II, or III Cntrld Sub (35-48-4-2)		-	-	1	-
		Dealing Sched IV Cntrld Sub (35-48-4-3)		-	-	-	2
		Domestic Battery SBI Under 14 (35-42-2-1.3A)		-	-	-	1
		Human Sexual Trafficking (35-42-3.5-1)		-	3	-	14
		Kidnapping (35-42-3-2)		-	-	-	1
		Manufacturing Meth (35-48-4-1.2)		1	4	10	17
		Neglect of a Dependent/Death (35-46-1-4)		-	1	2	11
		Possession of Cocaine or Narcotic Drug (35-48-4-6)		3	1	9	27
		Possession of Meth (35-48-4-6.1)		-	2	1	34
		Rape (35-42-4-1)		-	-	1	3
		Resisting Law Enforcement (35-44.1-3-1)		1	27	21	301
		Robbery (35-42-5-1)					
	Level 3 Felony Total			17	71	124	808

Felony Level	Primary Offense	Secondary Offense	Sep-18		This Calendar Year	
			SEX		SEX	
			F	M	F	M
Level 4 Felony	Aiding, Inducing or Causing an Offense (35-41-2-4)	Burglary (35-43-2-1)	1	2	4	5
		Child Molesting (35-42-4-3)	-	-	1	-
		Dealing Methamphetamine (35-48-4-1.1)	-	-	-	1
			1	-	3	21
	Arson (35-43-1-1)	Arson (35-43-1-1)	1	-	1	-
		Burglary (35-43-2-1)	-	-	-	4
	Attempt to Commit a Felony (35-41-5-1)	Child Molesting (35-42-4-3)	-	-	-	3
		Conspiracy (35-41-5-2)	-	-	-	1
		Dealing Methamphetamine (35-48-4-1.1)	-	-	-	1
		Sexual Misconduct with a Minor (35-42-4-9)	-	1	-	1
		Burglary (35-43-2-1)	4	27	52	335
		Child Exploitation (35-42-4-4)	-	3	-	6
		Child Molesting (35-42-4-3)	-	16	2	113
		Child Solicitation (35-42-4-6)	-	1	-	7
		Conspiracy (35-41-5-2)	-	-	-	1
			-	-	-	1
			-	-	-	1
			-	-	-	4
			-	-	1	1
			-	-	-	2
			-	-	1	7
			-	-	-	1
	Dealing Cocaine or Narcotic Drug (35-48-4-1)	1	14	17	109	
	Dealing Methamphetamine (35-48-4-1.1)	4	14	44	137	
	Dealing Sched I, II, or III Cntrld Sub (35-48-4-2)	-	-	4	3	
	Dealing Sched IV Controlled Substance (35-48-4-3)	-	-	-	1	
	Escape 35-44.1-3-4	-	-	-	1	
	Felon Fraud in Offer (23-19-5-1)	-	-	-	1	
	Felon in Possession of a Firearm (35-47-4-5)	1	18	2	231	
	Human Sexual Trafficking (35-42-3.5-1)	-	-	-	1	
	Incest (35-46-1-3)	-	-	-	4	
	Manufacturing Meth (35-48-4-1.2)	-	-	1	6	
	Operating Vehicle Intoxicated/Death (9-30-5-5)	-	3	5	10	
		Habitual Offender Controlled Substance (35-50-2-10)	-	1	-	2
	Pharmacy Robbery (35-42-5-1(b))	-	-	-	2	
	Possession of Cocaine or Narcotic Drug (35-48-4-6)	-	1	1	27	
	Possession of Dangerous Device (35-44.1-3-7)	-	-	-	2	
	Possession of Meth (35-48-4-6.1)	1	6	13	51	
	Robbery (35-42-5-1(1))	-	-	-	1	
	Sexual Battery (35-42-4-8)	-	-	-	5	
Sexual Misconduct with a Minor (35-42-4-9)	-	4	5	50		
Stalking (35-45-10-5)	-	-	-	1		
Level 4 Felony Total			14	111	159	1159

Felony Level	Primary Offense	Secondary Offense	Sep-18		This Calendar Year	
			SEX		SEX	
			F	M	F	M
Level 5 Felony	Accident/Failure to Stop-Serious Inj/Death (9-26-1-8)		-	-	1	3
	Aiding, Inducing or Causing an Offense (35-41-2-4)	Battery (35-42-2-1)	-	-	1	-
		Burglary (35-43-2-1)	-	1	1	5
		Dealing Cocaine or Narcotic Drug (35-48-4-1)	-	-	1	-
		Dealing in Methamphetamine (35-48-4-1.1)	1	-	3	4
		Robbery (35-42-5-1)	-	-	-	1
		Trafficking with an Inmate (35-44.1-3-5)	-	-	-	1
	Assisting a Criminal (35-44.1-2-5)		-	-	2	3
	Attempt to Commit a Felony (35-41-5-1)	Battery (35-42-2-1)	-	-	-	3
		Burglary (35-43-2-1)	-	1	-	5
		Child Exploitation (35-42-4-4)	-	-	-	1
		Criminal Recklessness (35-42-2-2)	-	-	-	1
		Escape (35-44.1-3-4)	-	-	3	2
		Fraud on Financial Institution (35-43-5-8)	-	-	-	2
		Obstruction of Justice (35-44-3-4)	-	-	-	1
		Robbery (35-42-5-1)	2	1	4	13
		Sexual Misconduct with a Minor (35-42-4-9)	-	-	-	1
		Theft, Recv Stolen Prop (35-43-4-2)	-	-	-	1
		Trafficking with an Inmate (35-44.1-3-5)	1	-	2	1
	Auto Theft, Receiving Stolen Parts (35-43-4-2.5)		-	1	-	18
	Battery (35-42-2-1)		5	39	45	341
	Burglary (35-43-2-1)		4	22	21	312
	Child Exploitation (35-42-4-4)		-	4	-	25
	Child Pornography (35-42-4-4(C))		-	8	-	31
	Child Possession of a Firearm (35-47-10-5)		-	-	-	7
	Child Seduction (35-42-4-7)		-	-	2	2
	Child Solicitation (35-42-4-6)		-	3	-	15
	Conspiracy (35-41-5-2)	Battery (35-42-2-1)	-	-	1	-
		Burglary (35-43-2-1)	-	-	1	5
		Dealing Cocaine or Narcotic Drug (35-48-4-1)	-	-	7	-
		Dealing in Methamphetamine (35-48-4-1.1)	-	1	2	9
		Fraud on Financial Institution (35-43-5-8)	-	1	1	4
		Robbery (35-42-5-1)	-	-	1	2
		Trafficking with an Inmate (35-44.1-3-5)	-	-	2	4
	Controlled Substance Registration (35-48-4-14)		-	-	1	-
	Conversion (35-43-4-3)		-	-	-	1
	Corrupt Business Influence (35-45-6-2)		-	1	10	21
	Criminal Confinement (35-42-3-3)		-	6	1	58
	Criminal Recklessness (35-42-2-2)		1	3	2	39
	DWS/Oper Veh HTV (9-30-19-16)		-	-	-	1
	Dealing Cocaine or Narcotic Drug (35-48-4-1)		3	10	39	134
	Dealing Marijuana, Hash Oil, or Hashish (35-48-4-10)		-	1	1	22
	Dealing Methamphetamine (35-48-4-1.1)		5	13	36	153
	Dealing Sched I, II, or III Cntrl Sub (35-48-4-2)		-	-	4	10
	Dealing Sched IV Cntrl Sub (35-48-4-3)		-	1	2	5
	Dealing in Methamphetamine (35-48-4-1.1)		2	14	55	162
	Dealing/Poss. Look-Alike Subs (35-48-4-4.6)		-	1	1	13
	Disarm/Attempt to Disarm an Officer (35-44.1-3-2)		-	-	1	4
	Domestic Battery (35-42-2-1.3)		2	20	6	138
	Escape (35-44.1-3-4)		1	6	15	46
	Fail to Stop Acc Death (9-26-1-1.1)		-	-	1	4
	Failure to Register as a Sex Offender (11-8-8-17)		3	14	5	70
	Felon Fraud in Offer (23-19-5-1)		-	-	-	1
	Firearm w/in One Mile of School (35-47-2-1)		2	30	12	299
	Fraud on Financial Institution (35-43-5-8)		2	2	13	43
	Incest (35-46-1-3)		-	1	-	8
	Intimidation (35-45-2-1)		1	7	7	89
	Involuntary Manslaughter (35-42-1-4)		-	1	-	4
	Kidnapping (35-42-3-2)		-	-	2	5
	Neglect of a Dependent/Death (35-46-1-4)		-	1	18	12
	Non-Support of Dependent Child (35-46-1-5)		-	2	-	9
	Obliterating Handgun I.D. (35-47-2-18)		-	-	-	6
	Obstruction of Justice (35-44.1-2-2)		-	1	-	3
	Oper Veh Aft Life Susp (9-30-10-17)		1	19	14	220
	Operating Vehicle Intox-Prior (9-30-5-3)		-	-	-	1
	Operating Vehicle Intoxicated/Death (9-30-5-5)		-	-	3	11
	Operating Vehicle Intoxicated/Injury (9-30-5-4)		-	2	6	10
	Possession - Destruct Device (35-47.5-5-2)		-	-	-	2
	Possession - Machine Gun or Bomb (35-47-5-8)		-	-	-	1
	Possession of Cocaine or Narcotic Drug 35-48-4-6		2	4	17	76
	Possession of Dangerous Device (35-44.1-3-7)		-	1	-	3
	Possession of Precursors (35-48-4-14.5)		-	-	1	3
	Possession of Syringes or Needles (16-42-19-18)		-	1	31	36
	Possession/Use of Legend Drug (16-42-19-13)		-	-	-	3
	Pred Job Near Child (35-42-7-10)		-	-	-	1
	Promoting Prostitution (35-45-4-4)		-	-	-	5
	Reckless Homicide (35-42-1-5)		-	-	2	8
	Resisting Law Enforcement (35-44.1-3-1)		-	-	1	4
	Robbery (35-42-5-1)		1	12	12	108
	Sexual Misconduct with Service Provider (35.44.1-3-10)		-	-	-	1
	Sexual Misconduct with a Minor (35-42-4-9)		1	3	3	43

Felony Level	Primary Offense	Secondary Offense	Sep-18		This Calendar Year	
			SEX		SEX	
			F	M	F	M
Level 5 Felony (cont'd)	Stalking (35-45-10-5)		-	-	-	10
	Theft, Receiving Stolen Property (35-43-4-2)		-	1	6	8
	Trafficking with an Inmate (35-44.1-3-5)		2	1	13	16
	Vicarious Sexual Gratification (35-42-4-5)		-	-	-	1
Level 5 Felony Total			42	261	442	2754

Felony Level	Primary Offense	Secondary Offense	Sep-18		This Calendar Year	
			SEX		SEX	
			F	M	F	M
Level 6 Felony	Abuse of a Corpse (35-45-11-2)		-	-	-	1
	Accident/Failure to Stop-Serious Inj/Death (9-26-1-8)		-	-	-	2
	Aiding in Manufacture of Sch II Cont Subst (35-48-4-2)		-	-	3	1
	Aiding, Inducing or Causing an Offense (35-41-2-4)	Pointing a Firearm (35-47-4-3)	-	-	1	-
		Possession of Meth (35-48-4-6.1)	-	-	-	1
		Theft, Receiving Stolen Property (35-43-4-2)	-	-	1	1
	Arson (35-43-1-1)		-	-	-	3
	Assisting a Criminal (35-44.1-2-5)		-	-	2	4
	Attempt to Commit a Felony (35-41-5-1)	Attempted/Obstruction of Justice (35-41-5-1)	-	-	-	1
		Auto Theft, Receiving Stolen Parts (35-43-4-2.5)	-	-	-	1
		Battery (35-42-2-1)	-	-	-	1
		Insurance Fraud (35-43-5-4.5)	-	1	-	2
		Residential Entry (35-43-2-1.5)	-	-	-	1
		Resisting Law Enforcement (35-44.1-3-1)	-	-	-	1
		Theft, Receiving Stolen Property (35-43-4-2)	-	-	-	1
	Auto Theft, Receiving Stolen Parts (35-43-4-2.5)		1	8	8	132
	Battery 35-42-2-1		-	8	15	84
	Check Deception (35-43-5-5)		1	-	1	1
	Check Fraud (35-43-5-12)		-	-	-	7
	Child Exploitation (35-42-4-4)		-	1	-	8
	Child Seduction (35-42-4-7)		-	-	1	-
	Conspiracy (35-41-5-2)	Battery (35-42-2-1)	-	-	-	1
		Forgery, Counterfeiting, Application Fraud (35-43-5-2)	-	-	-	1
		Theft, Receiving Stolen Property (35-43-4-2)	-	1	-	1
	Contrib Delinquency (35-46-1-8)		-	-	-	1
	Controlled Substance Registration (35-48-4-14)		-	-	-	5
	Conversion (35-43-4-3)		-	-	-	2
	Criminal Confinement (35-42-3-3)		-	2	-	19
	Criminal Confinement (35-42-3-3)		-	6	6	117
	Criminal Gang Activity (35-45-9-3)		-	-	-	1
	Criminal Mischief (35-43-1-2)		-	-	-	2
	Criminal Recklessness (35-42-2-2)		1	7	12	49
	Criminal Trespass (35-43-2-2)		-	-	-	1
	Cruelty to Animals (35-46-3-12)		-	-	-	1
	Danger Comm Dis Carrier Int Fail to Warn (35-45-21-3)		-	-	-	2
	Dealing Marijuana, Hash Oil, or Hashish (35-48-4-10)		-	2	-	15
	Dealing Marijuana, Hash Oil, or Hashish (35-48-4-2A-1)		-	-	1	2
	Dealing Sched I, II, or III Cntrld Sub (35-48-4-2(A))		-	1	-	3
	Dealing Sched IV Cntrld Sub (35-48-4-3)		-	-	1	5
	Dealing Subs. Represent as Cntrld Subs. (35-48-4-4.5)		-	-	-	2
	Dealing/Poss. Look-Alike Subs (35-48-4-10.5)		-	-	2	13
	Dealing/Poss. Look-Alike Subs (35-48-4-11.5)		-	3	1	20
	Dissemination of Matter Harmful to Minor (35-49-3-3)		-	-	-	1
	Escape 35-44.1-3-4		2	31	50	197
	Exploitation Endangering Adult (35-46-1-12)		-	-	1	-
	Fail to Reg Sex Off (11-8-8-17)		-	1	1	23
	Fail to Remit Money (6-3-4-8)		-	-	-	1
	Failure to Appear (35-44.1-2-9)		-	-	3	7
	Failure to Return to Acc Result Serious Inj (9-26-1-1(2))		1	1	1	2
	Forgery, Counterfeiting, Application Fraud (35-43-5-2)		3	2	15	42
	Habitual Offender (35-50-2-8)		-	-	1	-
	Home Improvement Fraud (35-43-6-12)		-	-	-	1
	Identity Deception (35-43-5-3.5)		-	1	8	9
	Inappropriate Comm w/ Child by Off w/ Prior (35-42-4-13)		-	-	-	1
	Insurance Fraud (35-43-5-4.5)		-	4	10	24
	Intimidation (35-45-2-1)		-	9	6	64
	Invasion of Privacy (35-46-1-15.1)		-	5	3	36
	Kidnapping (35-42-3-2)		-	-	-	3
	Legend Drug by Fraud (16-42-19-16)		-	-	-	1
	Maintain Common Nuisance (35-45-2-1(c))		2	2	10	28
	Maintaining Common Nuisance (35-48-4-13)		-	1	13	43
	Malicious Mischief Body F/W (35-45-16-2(c))		-	-	-	4
	Neglect of a Dependent/Death (35-46-1-4)		-	-	24	22
	Non-Support of Dependent Child (35-46-1-5)		1	-	1	14
	Obstruction of Justice (35-44.1-2-2)		1	4	2	22
	Oper Vehicle-Intox-Prev Conv (9-30-5-3)		2	1	8	19
		Habitual Offender Controlled Substance (35-50-2-10)	-	-	-	8

Felony Level	Primary Offense	Secondary Offense	Sep-18		This Calendar Year	
			SEX		SEX	
			F	M	F	M
Level 6 Felony (cont'd)	Operating Vehicle Intoxicated-Contrlld Sub (9-30-5-1)		-	-	3	7
	Operating Vehicle Intoxicated-Endanger (9-30-5-2)	Habitual Offender Controlled Substance (35-50-2-10)	-	-	1	1
	Operating Vehicle Intoxicated/Injury (9-30-5-4)	Habitual Offender Controlled Substance (35-50-2-10)	-	4	12	31
	Operating Vehicle-Habitual Violation (9-30-10-16)		-	1	3	13
		Habitual Offender Controlled Substance (35-50-2-10)	-	1	1	15
	Pointing a Firearm (35-47-4-3)		-	5	12	35
	Poss Anabolic Steroid (16-42-19-19)		-	-	-	2
	Poss Precursors (35-48-4-14.5)		-	1	3	13
	Poss of Hoax Device (35-47.5-5-6)		-	-	-	1
	Possession - Firearm-School Property (35-47-9-2)		-	-	-	1
	Possession Sched IV Contrlld Sub w/in 1,000 ft (35-48-4-7)		-	-	1	13
	Possession of Child Pornography (35-42-4-4(C))		-	-	-	3
	Possession of Cocaine or Narcotic Drug (35-48-4-6)		4	14	42	117
	Possession of Marijuana (35-48-4-11)		-	1	-	3
	Possession of Meth(35-48-4-6.1)		12	27	102	276
	Possession of Syringes or Needles (16-42-19-18)		13	20	89	198
	Possession or Use of Legend Drug (16-42-19-13)		-	5	11	16
	Prostitution (35-45-4-2)		-	-	1	-
	Public Indecency (35-45-4-1)		-	-	-	2
	Residential Entry (35-43-2-1.5)		-	4	12	47
	Resisting Law Enforc (35-44.1-3-1)		3	16	16	163
	Sale of Legend Drug (35-42-19-11)		-	1	-	1
	Sex Offender Residency Restrictions (35-42-4-11)		-	-	-	1
	Sex Offender without Identification (11-8-8-15)		-	-	-	2
	Sexual Battery (35-42-4-8)		-	-	-	2
	Sexual Conduct in Presence of a Minor (35-42-4-5c)		-	-	-	2
	Sexual Misconduct with a Minor (35-42-4-9)		-	-	-	1
	Stalking (35-45-10-5)		-	-	-	2
	Strangulation (35-42-2-9)		-	5	1	48
	Synthetic ID Deception (35-43-5-3.8)		-	1	5	6
	Theft, Receiving Stolen Property (35-43-4-2)		11	34	79	290
Level 6 Felony Total			58	243	607	2422

Felony Level	Primary Offense	Secondary Offense	Sep-18		This Calendar Year	
			SEX		SEX	
			F	M	F	M
Habitual Offender	Firearm Enhancement (35-50-2-11)		-	-	-	1
	Habitual Offender (35-50-2-8)		-	1	-	10
	Habitual Offender Controlled Substance (35-50-2-10)		-	-	2	5
Habitual Offender Total			0	1	2	16

			Sep-18		This Calendar Year	
			SEX		SEX	
			F	M	F	M
Grand Total			154	872	1681	9299

Note: Offense data may not be available for all offenders at the time this table was prepared.
Only new commitments and probation violations are reported on this table.
Parole and Community Transition Program violators are excluded on this table.
Source: SAS - all.citations_mso.pgm

Indiana Department of Correction
Table 12
Number of New Admissions by Most Serious Offense
Committed to the Indiana Department of Correction

September 2018

Felony Level	Primary Offense	Secondary Offense	Sep-18		This Calendar Year	
			SEX		SEX	
			F	M	F	M
A Felony	Arson (35-43-1-1)		-	-	-	2
	Burglary (35-43-2-1)		-	-	-	4
	Child Molesting (35-42-4-3)		-	-	2	29
	Dealing Cocaine or Narcotic Drug (35-48-4-1)		-	2	1	29
	Dealing Methamphetamine (35-48-4-1.1)		-	-	4	7
	Dealing Sched I, II, or III Cntrld Sub (35-48-4-2)		-	1	-	9
	Possession of Cocaine or Narcotic Drug (35-48-4-6)		-	-	-	1
	Possession of Meth(35-48-4-6.1)		-	1	-	1
	Robbery (35-42-5-1)		-	-	-	1
	Voluntary Manslaughter (35-42-1-3)		-	-	1	-
A Felony Total			0	4	8	83

Felony Level	Primary Offense	Secondary Offense	Sep-18		This Calendar Year		
			SEX		SEX		
			F	M	F	M	
B Felony	Aggravated Battery (35-42-2-1.5)		-	1	-	14	
	Arson (35-43-1-1)		-	-	2	5	
	Battery (35-42-2-1)		-	-	-	2	
	Burglary (35-43-2-1)		-	8	7	130	
	Carjacking (35-42-5-2)		-	-	-	5	
	Child Molesting (35-42-4-3)		-	3	1	10	
	Criminal Confinement (35-42-3-3)		-	2	-	7	
	Dealing Cocaine or Narcotic Drug (35-48-4-1)		2	10	21	78	
	Dealing Methamphetamine (35-48-4-1.1)		2	9	30	93	
	Dealing Sched I, II, or III Cntrld Sub (35-48-4-2)		2	3	26	41	
	Dealing Sched IV Cntrld Sub (35-48-4-3)		-	-	-	2	
	Fail to Stop Accident w/Injury (9-26-1-1)		-	-	-	1	
	Felon in Possession of a Firearm (35-47-4-5)		-	1	-	22	
	Incest (35-46-1-3)		-	-	-	1	
	Neglect of a Dependent (35-46-1-4)		-	-	2	3	
	Operating Vehicle Intoxicated/Death (9-30-5-5)		-	-	-	3	
	Possession Methamphetamine (35-48-4-6.1)		-	1	2	7	
	Possession of Cocaine or Narcotic Drug (35-48-4-6)		1	-	3	8	
	Prisoner Poss. Dang Device/Material (35-44-3-9.5)		-	1	-	1	
	Rape (35-42-4-1)		-	-	-	5	
	Robbery (35-42-5-1)		-	6	-	62	
	Security Fraud (23-19-5-1)		-	-	-	1	
	Sexual Misconduct with a Minor (35-42-4-9)		-	-	2	18	
	Stalking (35-45-10-5)		-	-	-	1	
	B Felony Total			7	45	96	520

Felony Level	Primary Offense	Secondary Offense	Sep-18		This Calendar Year	
			SEX		SEX	
			F	M	F	M
C Felony	Assisting a Criminal (35-44-3-2)		-	-	-	1
	Auto Theft, Receiving Stolen Parts (35-43-4-2.5)		-	-	-	1
	Battery (35-42-2-1)		-	2	3	21
	Battery by Bodily Waste (35-42-2-6)		-	-	1	1
	Burglary (35-43-2-1)		-	5	1	36
	Carrying Handgun w/o License (35-47-2-23)		-	-	-	1
	Child Exploitation (35-42-4-4)		-	-	-	2
	Child Molesting (35-42-4-3)		1	1	1	17
	Child Solicitation (35-42-4-6)		-	-	-	1
	Corrupt Business Influence (35-45-6-2)		-	1	2	6
	Criminal Confinement (35-42-3-3)		-	-	1	2
	Criminal Recklessness (35-42-2-2)		-	-	-	2
	Dealing Cocaine or Narcotic Drug (35-48-4-1)		-	-	-	1
	Dealing Sched IV Controlled Substance (35-48-4-3)		-	-	2	3
	Dealing/Poss. Look-Alike Subs (35-48-4-4.6)		-	-	1	-
	Escape/Failure to Return (35-44-3-5)		-	-	-	3
	Failure to Register as a Sex Offender (11-8-8-17)		-	-	-	1
	Firearm w/in One Mile of School (35-47-2-1)		-	1	-	6
	Forgery (35-43-5-2)		1	-	17	24
	Fraud on Financial Institution (35-43-5-8)		-	-	-	3
	Handgun Violation (35-47-2-7)		-	-	-	3
	Home Improvement Fraud (35-43-6-13)		-	-	-	1
	Intimidation (35-45-2-1)		-	-	-	4
	Neglect of a Dependent (35-46-1-4)		-	-	1	6
	Non-Support of Dependent Child (35-46-1-5)		1	3	3	25
	Obliterating Handgun I.D. (35-47-2-18)		-	-	-	1
	Operating Vehicle Intoxicated/Death (9-30-5-5)		-	-	-	1
	Operating Vehicle Intoxicated/Injury (9-30-5-4)		-	1	-	1

Felony Level	Primary Offense	Secondary Offense	Sep-18		This Calendar Year	
			SEX		SEX	
			F	M	F	M
C Felony (con'td)	Operating Vehicle w/Lifetime Suspension (9-30-10-17)		1	-	4	14
	Possession Methamphetamine (35-48-4-6.1)		-	-	3	2
	Possession of Cocaine or Narcotic Drug (35-48-4-6)		-	-	-	4
	Possession of Controlled Substance (35-48-4-7)		-	-	-	3
	Possession of Precursors (35-48-4-14.5)		-	-	1	1
	Possession/Use Legend Drug (16-42-19-27)		-	-	1	-
	Promoting Prostitution (35-45-4-4)		-	-	1	1
	Robbery (35-42-5-1)		-	2	1	25
	Security Sale Fraud (23-2-6-3)		-	-	-	1
	Sexual Battery (35-42-4-8)		-	-	-	1
	Sexual Misconduct with a Minor (35-42-4-9)		-	2	-	13
	Trafficking with an Inmate (35-44-3-9)		-	-	2	-
	Welfare Fraud (35-43-5-7)		-	-	2	1
C Felony Total			4	18	48	240

Felony Level	Primary Offense	Secondary Offense	Sep-18		This Calendar Year	
			SEX		SEX	
			F	M	F	M
D Felony	Auto Theft, Receiving Stolen Parts (35-43-4-2.5)		-	-	-	1
	Battery (35-42-2-1)		-	-	-	2
	Battery by Bodily Waste (35-42-2-6)		-	1	-	1
	Child Exploitation (35-42-4-4)		-	-	-	2
	Controlled Substance Registration (35-48-4-14)		-	-	-	1
	Conversion (35-43-4-3)		-	-	-	1
	Criminal Confinement (35-42-3-3)		-	-	-	1
	Criminal Recklessness (35-42-2-2)		-	-	-	4
	Dealing Marijuana, Hash Oil, or Hashish (35-48-4-10)		-	-	-	4
	Dealing Subs. Represent as Cntrl'd Subs. (35-48-4-4.5)		-	-	-	1
	Dissemination of Matter Harmful to Minor (35-49-3-3)		-	-	1	-
	Domestic Battery (35-42-2-1.3)		-	1	-	6
	Driving While Suspended/Oper Veh HTV (9-30-10-16)		-	1	-	6
	Failure to Register as a Sex Offender (11-8-8-17)		-	-	-	1
	Failure to Return to Lawful Detention (35-44-3-5)		-	1	1	2
	Failure to Warn Comm Disease (35-42-1-9)		-	-	-	1
	Forgery, Counterfeit (35-43-5-2)		1	-	1	-
	Fraud (35-43-5-4)		-	1	-	2
	Identity Deception (35-43-5-3.5)		-	-	-	1
	Intimidation (35-45-2-1)		-	-	-	2
	Invasion of Privacy (35-46-1-15.1)		-	-	-	1
	Maintaining a Common Nuisance (35-48-4-13)		-	-	-	2
	Neglect of a Dependent (35-46-1-4)		-	-	-	1
	Non-Support of a Child (35-46-1-5)		-	-	2	13
	Obstruction of Justice (35-44-3-4)		-	-	-	1
	Operating Vehicle Intox-Prior (9-30-5-3)		-	-	2	8
	Operating Vehicle Intoxicated-Endanger (9-30-5-2)		-	2	-	4
	Poss. of Marijuana, Hash Oil, or Hashish (35-48-4-11)		-	1	-	8
	Possession - Syringe/Needle (16-42-19-18)		1	-	1	2
	Possession of Cocaine or Narcotic Drug (35-48-4-6)		-	1	1	5
	Possession of Controlled Substance (35-48-4-7)		-	1	3	3
	Possession of Meth(35-48-4-6.1)		-	-	2	3
	Possession of Precursors (35-48-4-14.5)		-	-	2	2
	Possession/Use of Legend Drug (16-42-19-13)		-	-	-	1
	Residential Entry (35-43-2-1.5)		-	-	1	-
	Resisting Law Enforcement (35-44-3-3)		-	2	-	6
	Resisting Law Enforcement, Vehicle (35-44.1-3-1A)		-	-	-	1
	Sexual Battery (35-42-4-8)		-	-	-	3
	Sexual Misconduct with a Minor (35-42-4-9)		-	-	-	1
	Stalking (35-45-10-5)		-	-	-	1
	Theft, Receiving Stolen Property (35-43-4-2)		1	4	15	40
	Violation-1935 Firearms (35-47-5-4.1)		-	-	-	1
	Welfare Fraud (35-43-5-7)		-	-	-	1
D Felony Total			3	16	32	147

Felony Level	Primary Offense	Secondary Offense	Sep-18		This Calendar Year	
			SEX		SEX	
			F	M	F	M
Level 1 Felony	Aggravated Battery (35-42-2-1.5)		-	-	1	-
	Aiding, Inducing or Causing an Offense (35-41-2-4)	Murder (35-42-1-1)	-	-	-	3
	Attempt to Commit a Felony (35-41-5-1)	Child Molesting (35-42-4-3)	-	-	-	2
		Murder (35-42-1-1)	-	1	2	18
	Burglary (35-43-2-1)		-	-	1	4
	Child Molesting (35-42-4-3)		-	7	1	59
	Conspiracy (35-41-5-2)		-	-	-	1
		Murder (35-42-1-1)	-	-	1	1
	Neglect of a Dependent/Death (35-46-1-4)		-	-	2	2
	Rape (35-42-4-1)		-	1	-	9
	Sex Misconduct w/ Minor (35-42-4-9)		-	-	-	1
Level 1 Felony			0	9	8	100

Felony Level	Primary Offense	Secondary Offense	Sep-18		This Calendar Year	
			SEX		SEX	
			F	M	F	M
Level 2 Felony	Aiding, Inducing or Causing an Offense (35-41-2-4)	Dealing Methamphetamine (35-48-4-1.1)	-	-	1	-
		Robbery (35-42-5-1)	-	-	-	1
	Attempt to Commit a Felony (35-41-5-1)	Burglary (35-43-2-1)	-	-	-	2
		Dealing Methamphetamine (35-48-4-1.1)	-	-	1	-
		Robbery (35-42-5-1)	-	1	2	2
		Voluntary Manslaughter (35-42-1-3)	1	-	1	-
	Battery (35-42-2-1)	-	-	-	1	
	Burglary (35-43-2-1)	-	3	2	30	
	Child Molesting (35-42-4-3)	-	-	-	1	
	Conspiracy (35-41-5-2)	-	-	-	3	
		Burglary (35-43-2-1)	-	-	-	3
		Deal Sched 1,2,3 Sub (35-48-4-2)	-	-	-	1
		Dealing Cocaine or Narcotic Drug (35-48-4-1)	-	-	-	1
		Dealing Methamphetamine (35-48-4-1.1)	-	1	2	5
		Robbery (35-42-5-1)	-	-	-	1
			-	-	-	4
		Criminal Confinement (35-42-3-3)	-	7	5	81
		Dealing Cocaine or Narcotic Drug (35-48-4-1)	4	8	31	119
		Dealing Methamphetamine (35-48-4-1.1)	-	-	1	2
		Dealing Sched I, II, or III Cntrld Sub (35-48-4-2)	-	-	-	3
	Possession - Destruct Device (35-47.5-5-2)	-	-	-	3	
	Robbery (35-42-5-1)	-	3	1	25	
	Voluntary Manslaughter (35-42-1-3)	-	1	6	16	
Level 2 Felony Total			5	24	53	298

Felony Level	Primary Offense	Secondary Offense	Sep-18		This Calendar Year		
			SEX		SEX		
			F	M	F	M	
Level 3 Felony	Accident/Failure to Stop-Serious Inj/Death (9-26-1-1.1)		-	-	-	6	
		Aggravated Battery (35-42-2-1.5)	-	4	5	76	
	Aiding, Inducing or Causing an Offense (35-41-2-4)	Firearm Enhancement (35-50-2-11)	-	1	-	1	
		Criminal Confinement (35-42-3-3)	-	-	1	-	
		Robbery (35-42-5-1)	-	-	2	6	
		Aggravated Battery (35-42-2-1.5)	-	-	-	1	
	Attempt to Commit a Felony (35-41-5-1)	Dealing Methamphetamine (35-48-4-1.1)	-	-	-	1	
		Rape (35-42-4-1)	-	1	-	4	
		Robbery (35-42-5-1)	-	2	3	14	
			-	2	2	8	
	Battery (35-42-2-1)	-	2	1	11		
	Burglary (35-43-2-1)	-	2	-	28		
	Child Molesting (35-42-4-3)	-	-	-	2		
	Conspiracy (35-41-5-2)	-	-	3	2		
		Dealing Methamphetamine (35-48-4-1.1)	1	-	1	5	
		Robbery (35-42-5-1)	1	2	4	28	
			-	4	5	50	
		Criminal Confinement (35-42-3-3)	9	4	27	59	
		Dealing Cocaine or Narcotic Drug (35-48-4-1)	-	-	1	2	
		Dealing Sched I, II, or III Cntrld Sub (35-48-4-2)	-	-	1	-	
		Dealing Sched IV Cntrld Sub (35-48-4-3)	-	-	-	1	
		Domestic Battery SBI Under 14 (35-42-2-1.3A)	-	-	-	1	
		Human Sexual Trafficking (35-42-3-5-1)	-	-	-	1	
		Kidnapping (35-42-3-2)	-	1	-	7	
		Manufacturing Meth (35-48-4-1.2)	-	-	-	1	
		Neglect of a Dependent/Death (35-46-1-4)	1	1	6	11	
		Possession of Cocaine or Narcotic Drug (35-48-4-6)	-	1	1	9	
		Possession of Meth (35-48-4-6.1)	3	1	8	23	
		Rape (35-42-4-1)	-	2	1	27	
		Resisting Law Enforcement (35-44.1-3-1)	-	-	1	3	
		Robbery (35-42-5-1)	1	19	17	205	
	Level 3 Felony Total			16	49	90	590

Felony Level	Primary Offense	Secondary Offense	Sep-18		This Calendar Year	
			SEX		SEX	
			F	M	F	M
Level 4 Felony	Aiding, Inducing or Causing an Offense (35-41-2-4)	Burglary (35-43-2-1)	-	2	3	5
		Child Molesting (35-42-4-3)	-	-	1	-
		Dealing Methamphetamine (35-48-4-1.1)	-	-	-	1
	Arson (35-43-1-1)		1	-	3	15
		Attempt to Commit a Felony (35-41-5-1)	1	-	1	-
	Attempt to Commit a Felony (35-41-5-1)	Child Molesting (35-42-4-3)	-	-	-	1
		Conspiracy (35-41-5-2)	-	-	-	1
		Dealing Methamphetamine (35-48-4-1.1)	-	-	-	1
		Sexual Misconduct with a Minor (35-42-4-9)	-	1	-	1
			4	26	40	295
	Burglary (35-43-2-1)	-	2	-	5	
	Child Exploitation (35-42-4-4)	-	11	1	71	
	Child Molesting (35-42-4-3)	-	1	-	5	
	Child Solicitation (35-42-4-6)	-	-	-	1	
	Conspiracy (35-41-5-2)	-	-	-	1	
		Arson (35-43-1-1)	-	-	-	1
		Burglary (35-43-2-1)	-	-	1	1
	Conspiracy (35-41-5-2)	-	-	1	1	
	Dealing Cocaine or Narcotic Drug (35-48-4-1)	-	-	-	2	
	Dealing Methamphetamine (35-48-4-1.1)	-	-	1	7	

Felony Level	Primary Offense	Secondary Offense	Sep-18		This Calendar Year	
			SEX		SEX	
			F	M	F	M
Level 4 Felony (cont'd)		Dealing Sched 1,2,3 Sub (35-48-4-2)	-	-	-	1
	Dealing Cocaine or Narcotic Drug (35-48-4-1)		1	12	13	84
	Dealing Methamphetamine (35-48-4-1.1)		4	13	35	110
	Dealing Sched I, II, or III Cntrld Sub (35-48-4-2)		-	-	3	1
	Escape 35-44.1-3-4		-	-	-	1
	Felon Fraud in Offer (23-19-5-1)		-	-	-	1
	Felon in Possession of a Firearm (35-47-4-5)		1	14	2	175
	Human Sexual Trafficking (35-42-3.5-1)		-	-	-	1
	Incest (35-46-1-3)		-	-	-	1
	Manufacturing Meth (35-48-4-1.2)		-	-	1	6
	Operating Vehicle Intoxicated/Death (9-30-5-5)		-	2	3	8
		Habitual Offender Controlled Substance (35-50-2-10)	-	1	-	2
	Pharmacy Robbery (35-42-5-1(b))		-	-	-	1
	Possession of Cocaine or Narcotic Drug (35-48-4-6)		-	1	1	24
	Possession of Dangerous Device (35-44.1-3-7)		-	-	-	1
	Possession of Meth (35-48-4-6.1)		1	6	12	44
	Robbery (35-42-5-1(1))		-	-	-	1
	Sexual Battery (35-42-4-8)		-	-	-	5
	Sexual Misconduct with a Minor (35-42-4-9)		-	3	5	35
	Stalking (35-45-10-5)		-	-	-	1
Level 4 Felony Total			13	95	127	916

Felony Level	Primary Offense	Secondary Offense	Sep-18		This Calendar Year	
			F	M	F	M
			Level 5 Felony	Accident/Failure to Stop-Serious Inj/Death (9-26-1-8)		-
	Aiding, Inducing or Causing an Offense (35-41-2-4)	Battery (35-42-2-1)	-	-	1	-
		Burglary (35-43-2-1)	-	1	1	4
		Dealing Cocaine or Narcotic Drug (35-48-4-1)	-	-	1	-
		Dealing in Methamphetamine (35-48-4-1.1)	1	-	3	3
	Assisting a Criminal (35-44.1-2-5)		-	-	2	1
	Attempt to Commit a Felony (35-41-5-1)	Battery (35-42-2-1)	-	-	-	2
		Burglary (35-43-2-1)	-	1	-	4
		Criminal Recklessness (35-42-2-2)	-	-	-	1
		Escape (35-44.1-3-4)	-	-	2	-
		Fraud on Financial Institution (35-43-5-8)	-	-	-	1
		Robbery (35-42-5-1)	2	1	4	10
		Sexual Misconduct with a Minor (35-42-4-9)	-	-	-	1
		Theft, Recv Stolen Prop (35-43-4-2)	-	-	-	1
		Trafficking with an Inmate (35-44.1-3-5)	1	-	1	1
	Auto Theft, Receiving Stolen Parts (35-43-4-2.5)		-	1	-	15
	Battery (35-42-2-1)		5	26	42	259
	Burglary (35-43-2-1)		3	19	13	238
	Child Exploitation (35-42-4-4)		-	2	-	12
	Child Pornography (35-42-4-4(C))		-	2	-	8
	Child Possession of a Firearm (35-47-10-5)		-	-	-	6
	Child Seduction (35-42-4-7)		-	-	2	2
	Child Solicitation (35-42-4-6)		-	1	-	11
	Conspiracy (35-41-5-2)	Battery (35-42-2-1)	-	-	1	-
		Burglary (35-43-2-1)	-	-	1	2
		Dealing Cocaine or Narcotic Drug (35-48-4-1)	-	-	1	-
		Dealing in Methamphetamine (35-48-4-1.1)	-	1	2	8
		Fraud on Financial Institution (35-43-5-8)	-	-	-	1
		Robbery (35-42-5-1)	-	-	1	2
		Trafficking with an Inmate (35-44.1-3-5)	-	-	2	4
	Controlled Substance Registration (35-48-4-14)		-	-	1	-
	Conversion (35-43-4-3)		-	-	-	1
	Corrupt Business Influence (35-45-6-2)		-	1	10	19
	Criminal Confinement (35-42-3-3)		-	3	1	47
	Criminal Recklessness (35-42-2-2)		1	1	2	27
	DWS/Oper Veh HTV (9-30-19-16)		-	-	-	1
	Dealing Cocaine or Narcotic Drug (35-48-4-1)		2	7	30	88
	Dealing Marijuana, Hash Oil, or Hashish (35-48-4-10)		-	1	1	15
	Dealing Methamphetamine (35-48-4-1.1)		4	11	32	121
	Dealing Sched I, II, or III Cntrld Sub (35-48-4-2)		-	-	3	9
	Dealing Sched IV Cntrld Sub (35-48-4-3)		-	-	1	1
	Dealing in Methamphetamine (35-48-4-1.1)		2	14	47	136
	Dealing/Poss. Look-Alike Subs (35-48-4-4.6)		-	-	1	12
	Disarm/Attempt to Disarm an Officer (35-44.1-3-2)		-	-	1	3
	Domestic Battery (35-42-2-1.3)		2	17	6	122
	Escape (35-44.1-3-4)		1	5	10	34
	Fail to Stop Acc Death (9-26-1-1.1)		-	-	1	3
	Failure to Register as a Sex Offender (11-8-8-17)		1	11	2	64
	Firearm w/in One Mile of School (35-47-2-1)		1	23	9	238
	Fraud on Financial Institution (35-43-5-8)		2	2	12	23
	Incest (35-46-1-3)		-	1	-	8
	Intimidation (35-45-2-1)		-	4	2	48
	Involuntary Manslaughter (35-42-1-4)		-	1	-	4
	Kidnapping (35-42-3-2)		-	-	1	3
	Neglect of a Dependent/Death (35-46-1-4)		-	-	11	3
	Non-Support of Dependent Child (35-46-1-5)		-	2	-	8

Felony Level	Primary Offense	Secondary Offense	Sep-18		This Calendar Year	
			SEX		SEX	
			F	M	F	M
Level 5 Felony (cont'd)	Obliterating Handgun I.D. (35-47-2-18)		-	-	-	5
	Obstruction of Justice (35-44.1-2-2)		-	1	-	2
	Oper Veh Aft Life Susp (9-30-10-17)		1	18	13	188
	Operating Vehicle Intox-Prior (9-30-5-3)		-	-	-	1
	Operating Vehicle Intoxicated/Death (9-30-5-5)		-	-	3	9
	Operating Vehicle Intoxicated/Injury (9-30-5-4)		-	2	4	8
	Possession - Destruct Device (35-47.5-5-2)		-	-	-	1
	Possession - Machine Gun or Bomb (35-47-5-8)		-	-	-	1
	Possession of Cocaine or Narcotic Drug 35-48-4-6		2	4	14	56
	Possession of Dangerous Device (35-44.1-3-7)		-	1	-	2
	Possession of Precursors (35-48-4-14.5)		-	-	1	2
	Possession of Syringes or Needles (16-42-19-18)		-	1	29	29
	Possession/Use of Legend Drug (16-42-19-13)		-	-	-	3
	Pred Job Near Child (35-42-7-10)		-	-	-	1
	Promoting Prostitution (35-45-4-4)		-	-	-	5
	Reckless Homicide (35-42-1-5)		-	-	2	6
	Resisting Law Enforcement (35-44.1-3-1)		-	-	-	3
	Robbery (35-42-5-1)		1	11	12	81
	Sexual Misconduct with Service Provider (35.44.1-3-10)		-	-	-	1
	Sexual Misconduct with a Minor (35-42-4-9)		1	2	2	27
	Stalking (35-45-10-5)		-	-	-	8
	Theft, Receiving Stolen Property (35-43-4-2)		-	1	5	6
	Trafficking with an Inmate (35-44.1-3-5)		2	-	11	12
	Vicarious Sexual Gratification (35-42-4-5)		-	-	-	1
Level 5 Felony Total			35	200	361	2096

Felony Level	Primary Offense	Secondary Offense	Sep-18		This Calendar Year	
			SEX		SEX	
			F	M	F	M
Level 6 Felony	Aiding in Manufacture of Sch II Cont Subst (35-48-4-2)		-	-	1	-
	Aiding, Inducing or Causing an Offense (35-41-2-4)	Possession of Meth (35-48-4-6.1)	-	-	-	1
		Theft, Receiving Stolen Property (35-43-4-2)	-	-	-	1
	Assisting a Criminal (35-44.1-2-5)		-	-	2	-
	Attempt to Commit a Felony (35-41-5-1)	Auto Theft, Receiving Stolen Parts (35-43-4-2.5)	-	-	-	1
		Theft, Receiving Stolen Property (35-43-4-2)	-	-	-	1
	Auto Theft, Receiving Stolen Parts (35-43-4-2.5)		1	1	4	31
	Battery 35-42-2-1		-	2	6	24
	Check Fraud (35-43-5-12)		-	-	-	2
	Child Exploitation (35-42-4-4)		-	-	-	1
	Contrib Delinquency (35-46-1-8)		-	-	-	1
	Controlled Substance Registration (35-48-4-14)		-	-	-	1
	Criminal Confinement (35-42-3-3)		-	-	-	5
	Criminal Confinement (35-42-3-3)		-	2	3	35
	Criminal Mischief (35-43-1-2)		-	-	-	1
	Criminal Recklessness (35-42-2-2)		-	3	2	14
	Criminal Trespass (35-43-2-2)		-	-	-	1
	Dealing Marijuana, Hash Oil, or Hashish (35-48-4-10)		-	2	-	4
	Dealing Marijuana, Hash Oil, or Hashish (35-48-4-2A-1)		-	-	-	1
	Dealing Sched I, II, or III Cntrlrd Sub (35-48-4-2(A))		-	-	-	1
	Dealing Sched IV Cntrlrd Sub (35-48-4-3)		-	-	-	1
	Dealing/Poss. Look-Alike Subs (35-48-4-10.5)		-	-	-	3
	Dealing/Poss. Look-Alike Subs (35-48-4-11.5)		-	1	-	6
	Escape 35-44.1-3-4		1	10	20	52
	Fail to Reg Sex Off (11-8-8-17)		-	1	-	6
	Failure to Appear (35-44.1-2-9)		-	-	2	1
	Forgery, Counterfeiting, Application Fraud (35-43-5-2)		-	1	4	7
	Habitual Offender (35-50-2-8)		-	-	1	-
	Home Improvement Fraud (35-43-6-12)		-	-	-	1
	Identity Deception (35-43-5-3.5)		-	1	4	3
	Insurance Fraud (35-43-5-4.5)		-	-	2	8
	Intimidation (35-45-2-1)		-	2	1	7
	Invasion of Privacy (35-46-1-15.1)		-	-	1	6
	Kidnapping (35-42-3-2)		-	-	-	1
	Maintain Common Nuisance (35-45-2-1(c))		-	-	-	2
	Maintaining Common Nuisance (35-48-4-13)		-	-	4	9
	Neglect of a Dependent/Death (35-46-1-4)		-	-	7	3
	Non-Support of Dependent Child (35-46-1-5)		1	-	1	7
	Obstruction of Justice (35-44.1-2-2)		-	-	1	4
	Oper Vehicle-Intox-Prev Conv (9-30-5-3)		-	-	3	8
		Habitual Offender Controlled Substance (35-50-2-10)	-	-	-	6
	Operating Vehicle Intoxicated-Contrlrd Sub (9-30-5-1)		-	-	2	4
		Habitual Offender Controlled Substance (35-50-2-10)	-	-	-	1
	Operating Vehicle Intoxicated-Endanger (9-30-5-2)		-	1	7	14
		Habitual Offender Controlled Substance (35-50-2-10)	-	1	2	13
	Operating Vehicle-Habitual Violation (9-30-10-16)		-	3	3	7
		Habitual Offender Controlled Substance (35-50-2-10)	-	-	-	2
	Pointing a Firearm (35-47-4-3)		-	1	-	2
	Poss Precursors (35-48-4-14.5)		-	1	1	2
	Possession Sched IV Cntrlrd Sub w/in 1,000 ft (35-48-4-7)		-	-	-	2

Felony Level	Primary Offense	Secondary Offense	Sep-18		This Calendar Year	
			SEX		SEX	
			F	M	F	M
Level 6 Felony (cont'd)	Possession of Cocaine or Narcotic Drug (35-48-4-6)		1	6	13	35
	Possession of Marijuana (35-48-4-11)		-	-	-	2
	Possession of Meth(35-48-4-6.1)		8	11	42	111
	Possession of Syringes or Needles (16-42-19-18)		2	2	17	32
	Possession or Use of Legend Drug (16-42-19-13)		-	1	-	4
	Prostitution (35-45-4-2)		-	-	1	-
	Residential Entry (35-43-2-1.5)		-	1	5	11
	Resisting Law Enforc (35-44.1-3-1)		-	4	4	25
	Sexual Misconduct with a Minor (35-42-4-9)		-	-	-	1
	Stalking (35-45-10-5)		-	-	-	2
	Strangulation (35-42-2-9)		-	-	-	11
	Synthetic ID Deception (35-43-5-3.8)		-	-	3	1
	Theft, Receiving Stolen Property (35-43-4-2)		6	10	39	100
Level 6 Felony Total			20	68	208	649

Felony Level	Primary Offense	Secondary Offense	Sep-18		This Calendar Year	
			SEX		SEX	
			F	M	F	M
Habitual Offender	Habitual Offender (35-50-2-8)		-	-	-	1
Habitual Offender Total			0	0	0	1

Felony Level	Primary Offense	Secondary Offense	Sep-18		This Calendar Year	
			SEX		SEX	
			F	M	F	M
Murder	Murder (35-42-1-1)		-	5	5	62
		Firearm Enhancement (35-50-2-11)	-	-	-	1
Murder Total			0	5	5	63

Grand Total	Sep-18		This Calendar Year	
	SEX		SEX	
	F	M	F	M
	103	533	1036	5703

Note: Offense data may not be available for all offenders at the time this table was prepared.

Only new commitments and probation violations are reported on this table.

Parole and Community Transition Program violators are excluded on this table.

Source: SAS - all.citations_ms0.pgm

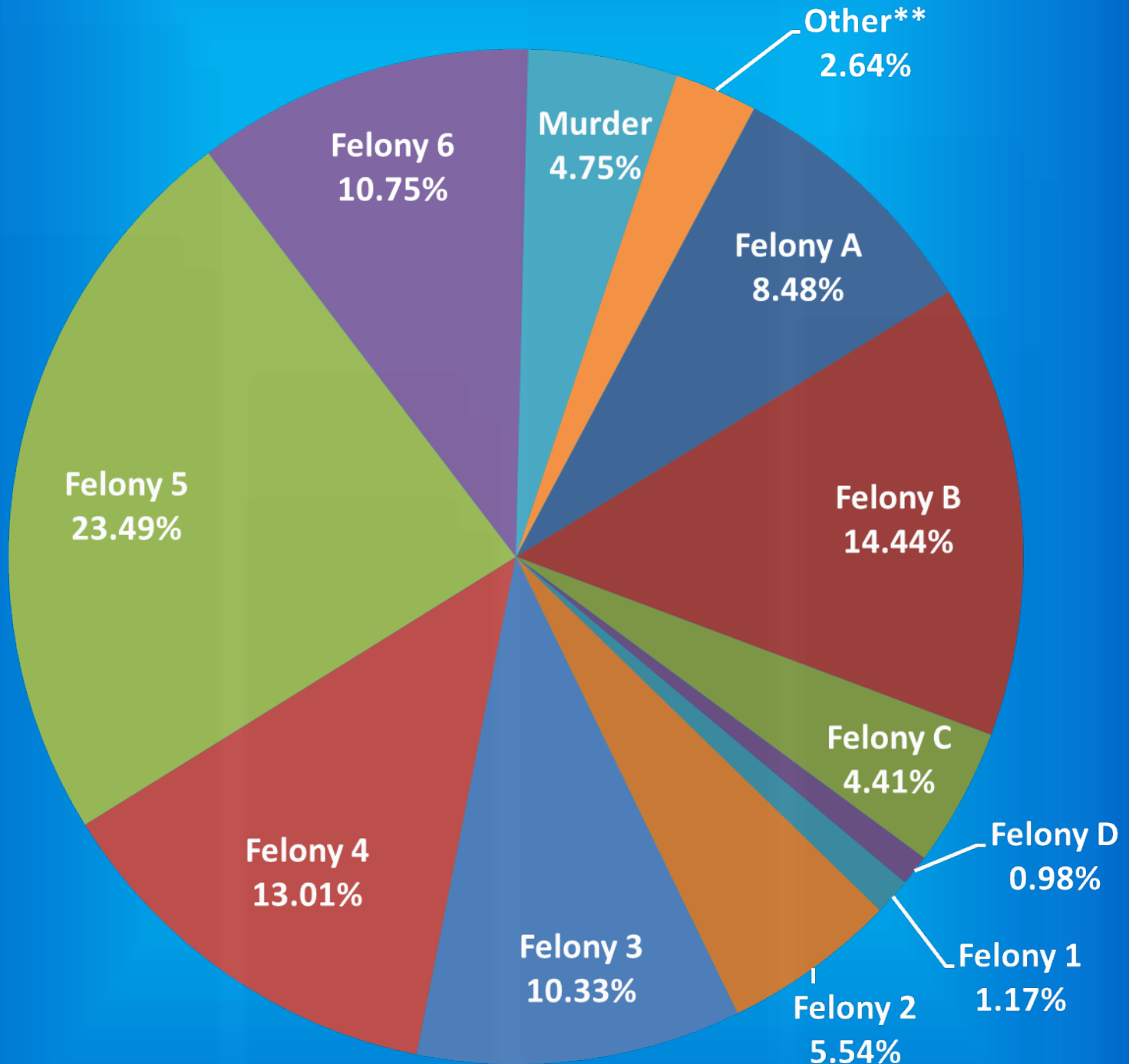
Indiana Department of Correction

Graph A

Female Population by Most Serious Offense Felony Level*

October 01, 2018

N = 2,569



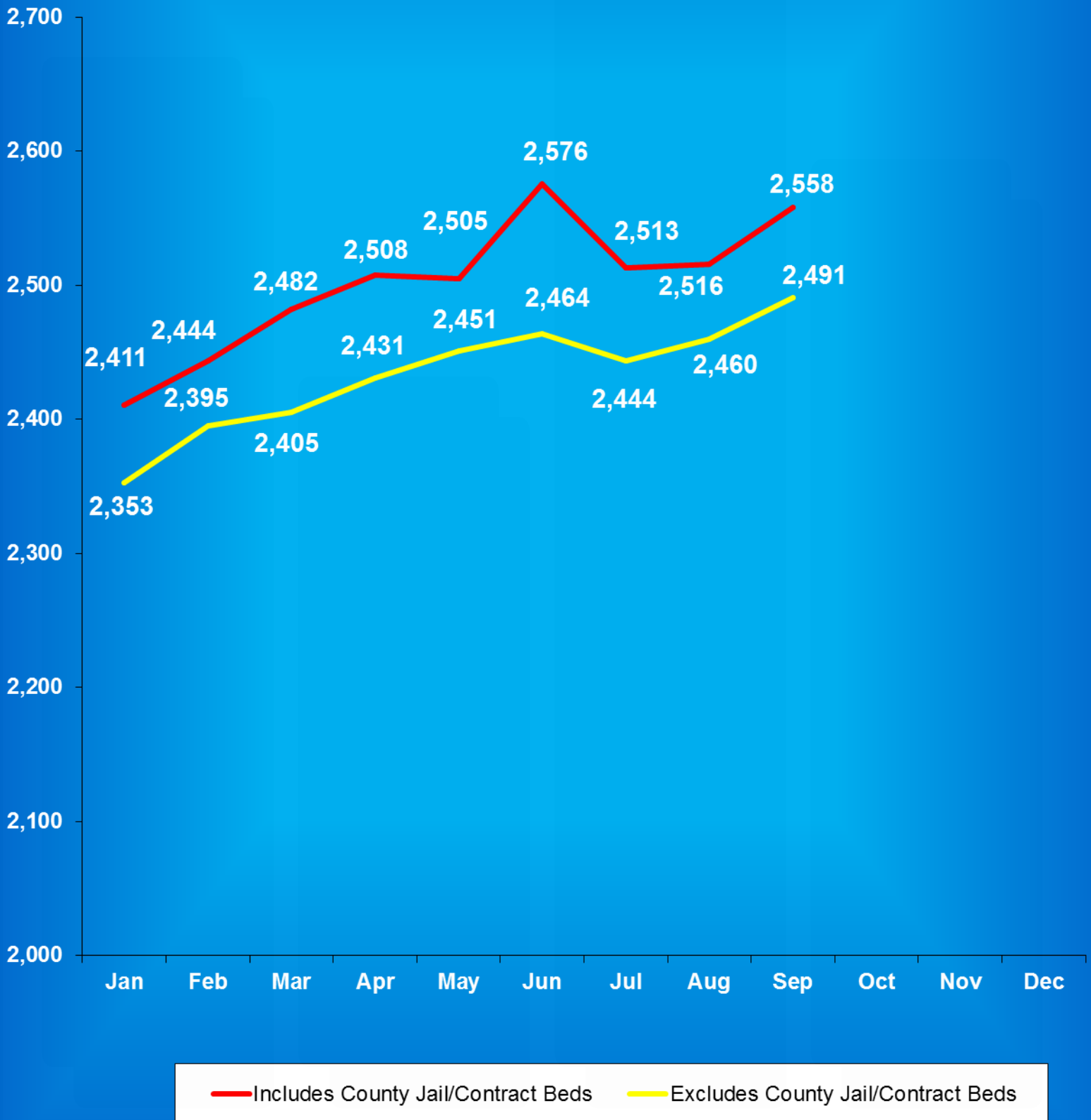
• Includes Offenders Held in County Jails and Contracted Beds

** Other includes Safekeepers, Predispositions, Habitual Offenders, Misdemeanants, and Unknowns

Indiana Department of Correction

Graph B

Average Daily Adult Female Offender Populations Calendar Year 2018

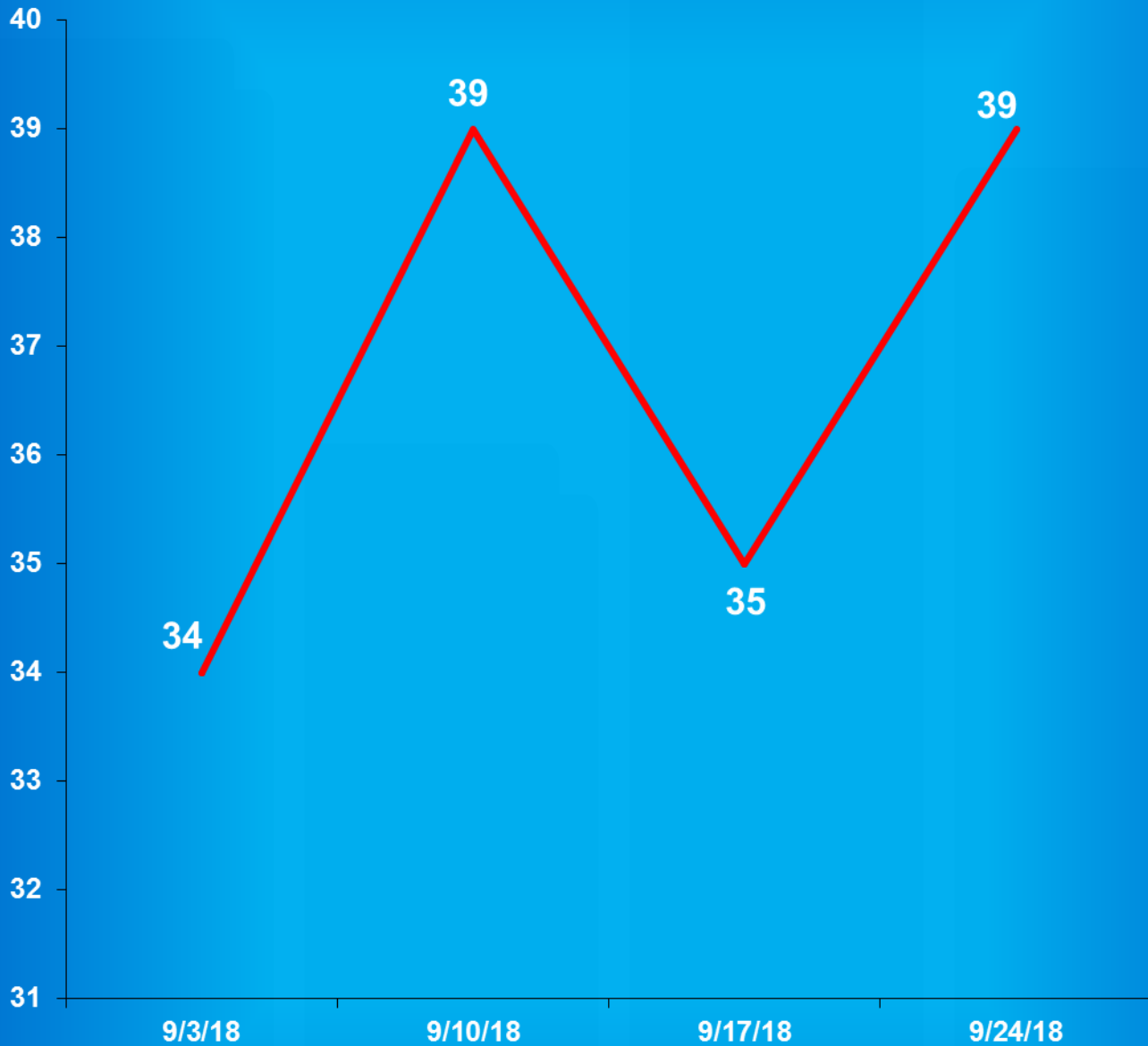


Indiana Department of Correction

Graph C

Adult Females Held in County Jails

September 2018



- Offenders held in county jails are newly sentenced offenders with completed court documents who are awaiting transfer to a DOC facility.

- Jail counts are a dynamic number that are affected by a variety of factors, including; sentencing trends, available DOC beds, and intake process completion.

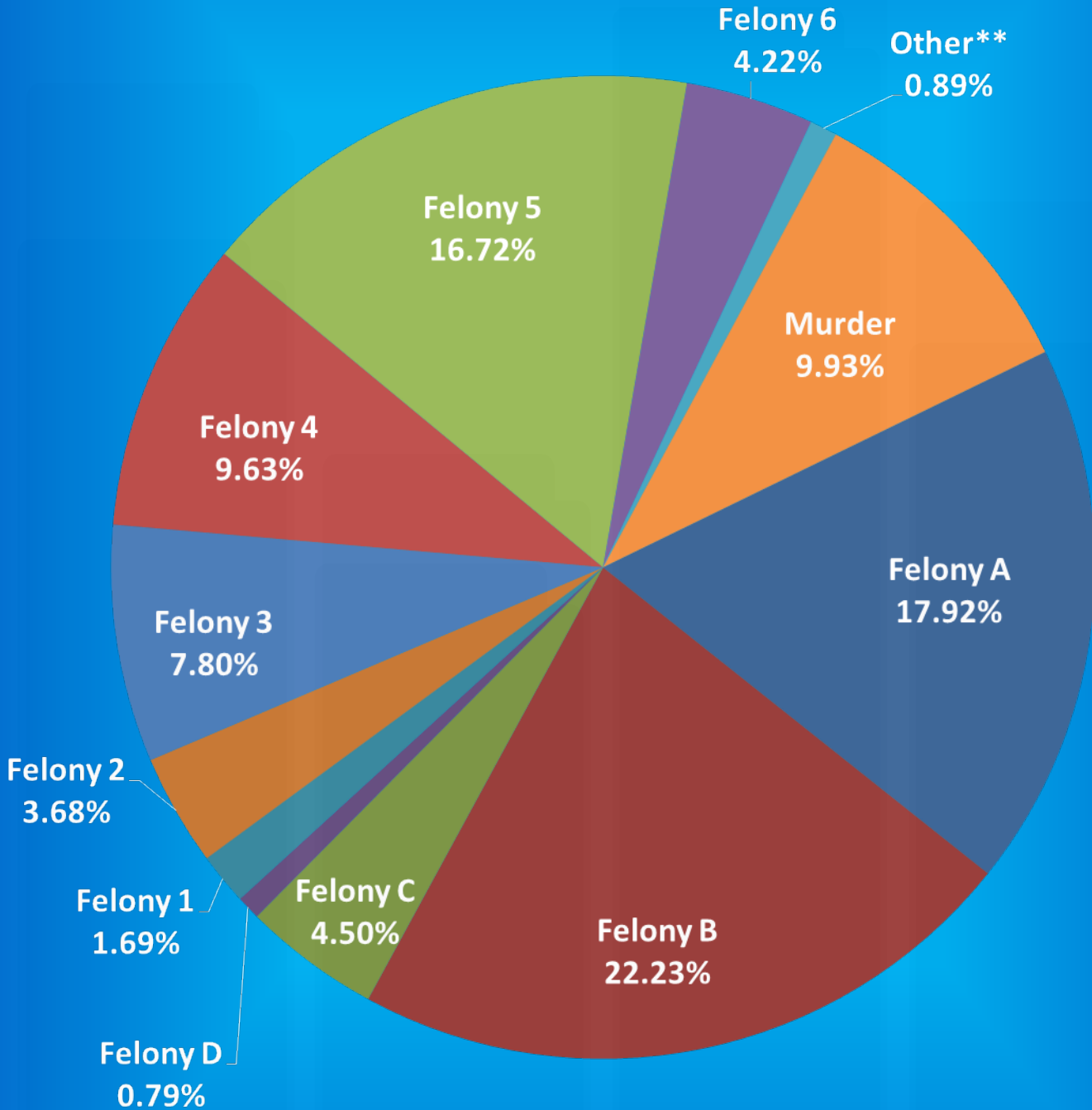
Indiana Department of Correction

Graph D

Male Population by Most Serious Offense Felony Level*

October 01, 2018

N = 24,110



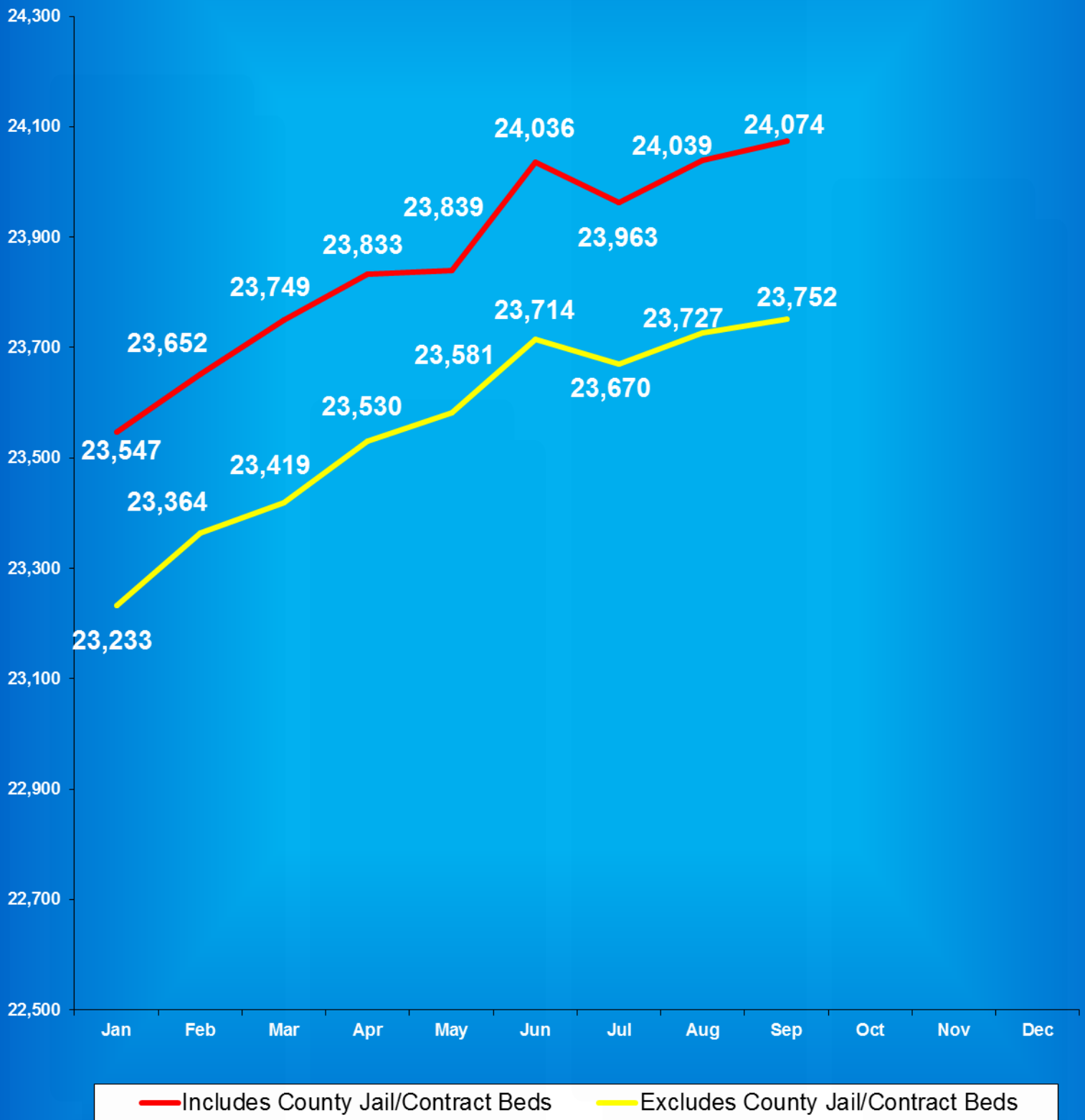
• Includes Offenders Held in County Jails and Contracted Beds

** Other includes Safekeepers, Predispositions, Habitual Offenders, Misdemeanants, and Unknowns

Indiana Department of Correction

Graph E

Average Daily Adult Male Offender Populations Calendar Year 2018

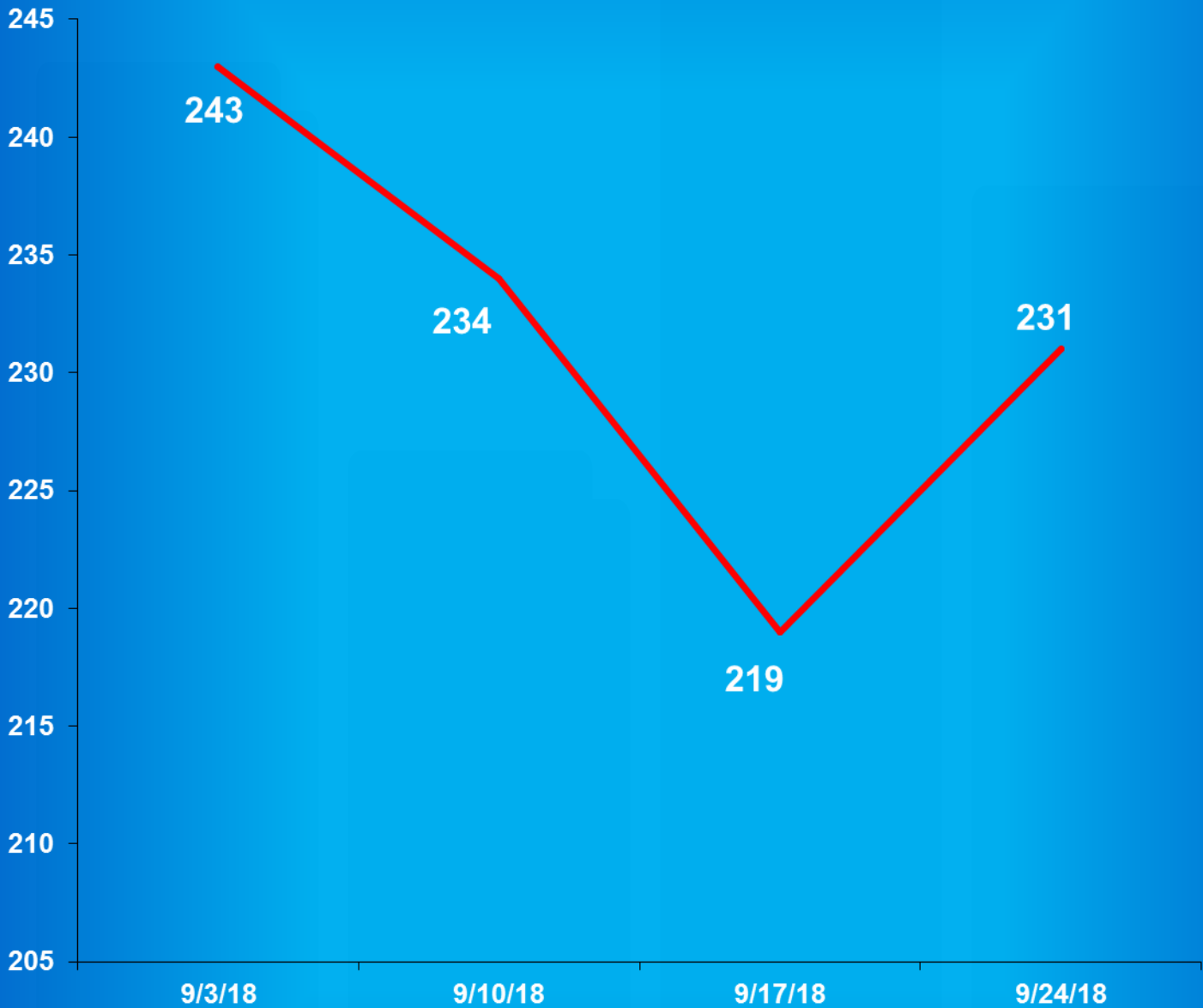


Indiana Department of Correction

Graph F

Adult Males Held in County Jails

September 2018



- Offenders held in county jails are newly sentenced offenders with completed court documents who are awaiting transfer to a DOC facility.

- Jail counts are a dynamic number that are affected by a variety of factors, including; sentencing trends, available DOC beds, and intake process completion.



Juvenile Offender Statistics



Indiana Department Of Correction
Table 13
Monthly Facility Admissions and Releases

Juvenile Offenders
September 2018

Admissions of All Juvenile Males

New Commitment	Re-Commitment	Parolee Return	Return From Escape	Diagnostics/Walk-Thrus
37	4	1	0	8

Releases of All Juvenile Males

Discharge	Parole	Escape	Diagnostics/Walk-Thrus
34	9	0	7

Admissions of All Juvenile Females

New Commitment	Re-Commitment	Parolee Return	Return From Escape	Diagnostics/Walk-Thrus
5	3	2	0	2

Releases of All Juvenile Females

Discharge	Parole	Escape	Diagnostics/Walk-Thrus
4	0	0	1

Sources:

SAS - mnthadm4_pgm_tbl13.pgm

SAS - mnthext4_pgm_tbl13.pgm

Indiana Department of Correction

Table 14

New Admissions by County of Commitment - Juveniles

September 2018

County	Admission Type			County	Admission Type		
	New Commits	Re Commits	Total		New Commits	Re Commits	Total
Adams	1	0	1	Madison	1	0	1
Allen	0	2	2	Marion	7	1	8
Bartholomew	0	0	0	Marshall	0	0	0
Benton	0	0	0	Martin	0	0	0
Blackford	0	0	0	Miami	0	0	0
Boone	0	0	0	Monroe	0	0	0
Brown	0	0	0	Montgomery	0	0	0
Carroll	0	0	0	Morgan	1	0	1
Cass	0	0	0	Newton	0	0	0
Clark	0	0	0	Noble	1	0	1
Clay	0	0	0	Ohio	0	0	0
Clinton	1	0	1	Orange	0	0	0
Crawford	0	0	0	Owen	0	0	0
Daviess	0	0	0	Parke	0	0	0
Dearborn	0	0	0	Perry	0	0	0
Decatur	0	0	0	Pike	0	0	0
DeKalb	0	0	0	Porter	0	0	0
Delaware	2	0	2	Posey	0	0	0
Dubois	1	0	1	Pulaski	0	0	0
Elkhart	1	1	2	Putnam	0	0	0
Fayette	0	0	0	Randolph	0	0	0
Floyd	0	0	0	Ripley	0	0	0
Fountain	0	0	0	Rush	0	0	0
Franklin	0	0	0	St. Joseph	4	0	4
Fulton	0	0	0	Scott	1	0	1
Gibson	1	0	1	Shelby	1	0	1
Grant	0	0	0	Spencer	0	0	0
Greene	0	0	0	Starke	0	0	0
Hamilton	1	0	1	Steuben	0	0	0
Hancock	0	0	0	Sullivan	0	0	0
Harrison	0	0	0	Switzerland	0	0	0
Hendricks	1	0	1	Tippecanoe	2	0	2
Henry	0	1	1	Tipton	0	0	0
Howard	2	0	2	Union	0	0	0
Huntington	0	0	0	Vanderburgh	4	1	5
Jackson	0	0	0	Vermillion	0	0	0
Jasper	0	0	0	Vigo	0	1	1
Jay	0	0	0	Wabash	1	0	1
Jefferson	0	0	0	Warren	0	0	0
Jennings	1	0	1	Warrick	1	0	1
Johnson	0	0	0	Washington	1	0	1
Knox	1	0	1	Wayne	0	0	0
Kosciusko	0	0	0	Wells	1	0	1
LaGrange	0	0	0	White	0	0	0
Lake	1	0	1	Whitley	1	0	1
LaPorte	0	0	0	Unknown	0	0	0
Lawrence	1	0	1	Totals	42	7	49

This data is based on most serious offense and excludes parole violations.

Source: Mnthadm4_pgm_tbl14.pgm

Indiana Department of Correction
Table 15
Monthly Releases by County of Commitment - Juveniles

September 2018

County	Release Type			County	Release Type		
	Discharge	Parole	Total		Discharge	Parole	Total
Adams	0	0	0	Madison	0	0	0
Allen	1	1	2	Marion	11	0	11
Bartholomew	0	0	0	Marshall	0	0	0
Benton	0	0	0	Martin	0	0	0
Blackford	0	0	0	Miami	0	0	0
Boone	0	0	0	Monroe	0	0	0
Brown	0	0	0	Montgomery	2	0	2
Carroll	0	0	0	Morgan	0	0	0
Cass	0	0	0	Newton	0	0	0
Clark	0	0	0	Noble	0	0	0
Clay	0	0	0	Ohio	0	0	0
Clinton	3	0	3	Orange	0	0	0
Crawford	0	0	0	Owen	0	0	0
Daviess	0	0	0	Parke	0	0	0
Dearborn	0	0	0	Perry	0	0	0
Decatur	0	0	0	Pike	0	0	0
DeKalb	0	1	1	Porter	0	0	0
Delaware	1	0	1	Posey	0	0	0
Dubois	2	0	2	Pulaski	0	0	0
Elkhart	0	1	1	Putnam	0	0	0
Fayette	1	0	1	Randolph	0	0	0
Floyd	0	0	0	Ripley	0	0	0
Fountain	0	0	0	Rush	1	0	1
Franklin	0	0	0	St. Joseph	4	0	4
Fulton	0	0	0	Scott	1	0	1
Gibson	0	0	0	Shelby	0	0	0
Grant	0	0	0	Spencer	0	0	0
Greene	0	0	0	Starke	0	0	0
Hamilton	1	0	1	Steuben	0	0	0
Hancock	0	1	1	Sullivan	0	0	0
Harrison	0	0	0	Switzerland	0	0	0
Hendricks	1	0	1	Tippecanoe	0	1	1
Henry	0	0	0	Tipton	0	0	0
Howard	0	0	0	Union	0	0	0
Huntington	0	1	1	Vanderburgh	3	1	4
Jackson	0	0	0	Vermillion	0	0	0
Jasper	0	0	0	Vigo	1	1	2
Jay	0	0	0	Wabash	0	0	0
Jefferson	0	0	0	Warren	0	0	0
Jennings	0	0	0	Warrick	0	0	0
Johnson	0	0	0	Washington	0	0	0
Knox	0	0	0	Wayne	0	0	0
Kosciusko	1	0	1	Wells	1	0	1
LaGrange	0	0	0	White	0	0	0
Lake	3	1	4	Whitley	0	0	0
LaPorte	0	0	0	Unknown	0	0	0
Lawrence	0	0	0	Totals	38	9	47

Some discharges may be releases to County Probation - data is unable to be separated.

Diagnostics and Escapes are excluded.

Source: Mnthext4_pgm_tbl15.pgm

Indiana Department of Correction
Table 16
Total Number of Committing Offenses for Juveniles
Committed to the Indiana Department of Correction

September 2018

OFFENSE (Citation Code)	NUMBER OF OFFENSES			
	This Month		This Calendar Year	
LEVEL I	Female	Male	Female	Male
Aggravated Battery (35-42-2-1.5)	0	0	0	1
Arson (35-43-1-1)	0	1	0	4
Battery (35-42-2-1)	1	5	8	22
Battery by Bodily Waste (35-42-2-6)	1	0	1	1
Burglary (35-43-2-1)	0	1	0	27
Carjacking (35-42-5-2)	0	0	0	0
Carrying Handgun w/o License (35-47-2-1)	0	0	0	6
Changing, Altering, Removing, Obliterating ID of Handgun (35-47-2-18)	0	1	0	1
Child Exploitation (35-42-4-4)	0	0	0	1
Child Molesting (35-42-4-3)	0	2	0	8
Child Seduction (35-42-4-7)	0	0	0	0
Child Selling (35-46-1-4)	0	0	0	0
Child Solicitation (35-42-4-6)	0	0	0	0
Child in Possession of Handgun (35-47-10-5)	0	0	0	4
Consumer Product Tampering (35-45-8-3)	0	0	0	0
Criminal Confinement (35-42-3-3)	0	0	0	3
Criminal Deviate Conduct (35-42-4-2)	0	0	0	0
Criminal Gang Intimidation (35-45-9-4)	0	0	0	0
Criminal Gang Recruitment	0	0	0	0
Criminal Recklessness (35-42-2-2)	0	1	1	11
Dangerous Possession of a Firearm (35-47-10-5)	0	8	0	35
Dealing in a Sawed-Off Shotgun (35-47-5-4.1)	0	0	0	0
Distribution of a Destructive Device (IC 35-47.5-5-5)	0	0	0	0
Domestic Battery (35-42-2-1.3)	0	0	2	6
Driving While Intoxicated Resulting in Death (9-30-5-5)	0	0	0	0
False Application for Handgun (35-47-2-8)	0	0	0	0
False, Altering Handgun License (35-47-2-22)	0	0	0	0
Feticide (35-42-1-6)	0	0	0	0
Handgun, False ID (35-47-2-17)	0	0	0	0
Incest (35-46-1-3)	0	0	0	0
Interference with Custody (35-42-3-4)	0	0	0	0
Intimidation (35-45-2-1)	0	0	0	0
Involuntary Manslaughter (35-42-1-4)	0	1	0	1
Kidnapping (35-42-3-2)	0	0	0	0
Murder (35-42-1-1)	0	2	0	2
Neglect of a Dependent (35-46-1-4)	0	0	0	0
Operation of a Machine Gun/Hurling a Bomb (35-47-5-9)	0	0	0	0
Overpass Mischief (35-42-2-5)	0	0	0	0
Pointing a Firearm (35-47-4-3)	0	0	0	5
Possession of Firearm on School Property (35-47-9-2)	0	0	0	3
Possession of a Machine Gun or Bomb (35-47-5-9)	0	0	0	0
Rape (35-42-4-1)	0	0	0	5
Reckless Homicide (35-42-1-5)	0	0	0	1
Resisting Law Enforcement (35-44-3-3)	0	1	0	1
Robbery (35-42-5-1)	2	5	4	30
Sell, Manufacture, Possess, Purchase Explosive (35-47-5-1)	0	0	0	0
Sell, Transfer, HIV Blood (35-42-1-7)	0	0	0	0
Selling, Transferring, Giving Handgun to Under 18 (35-47-2-7)	0	0	0	0
Sexual Battery (35-42-4-8)	0	0	0	5
Sexual Misconduct (35-44-1-5)	0	0	0	0
Sexual Misconduct with a Minor (35-42-4-9)	0	0	0	1

LEVEL I (cont'd)**NUMBER OF OFFENSES**

	This Month		This Calendar Year	
	Female	Male	Female	Male
Stalking (35-45-10-5)	0	0	0	0
Strangulation (35-42-2-9)	0	0	0	1
Unlawful Delivery of Confiscated Firearm (35-47-3-4)	0	0	0	0
Unlawful Use of Body Armor (35-47-5-13)	0	0	0	0
Unlawful Use of Stun Gun (35-47-8-5)	0	0	0	0
Vicarious Sexual Gratification (35-42-4-5)	0	0	0	0
Voluntary Manslaughter (35-42-1-3)	0	1	0	2
Sub-Total	4	29	16	187

LEVEL II

Assisting a Criminal (35-44-3-2)	0	0	0	1
Chinese Throwing Star (35-47-5-12)	0	0	0	0
Criminal Gang Activity (35-45-9-3)	0	0	0	0
Criminal Recklessness (35-42-2-2)	0	0	0	0
Dealing Anabolic Steroid (16-42-19-27)	0	0	0	0
Dealing Methamphetamine (35-48-4-1.1)	0	0	0	1
Dealing in Cocaine or Narcotic Drug (35-48-4-1)	0	0	0	0
Dealing in Marijuana, Hash Oil, or Hashish (35-48-4-10)	0	0	0	1
Dealing in a Schedule I, II, or III Controlled Substance (35-48-4-2)	0	0	0	2
Dealing in a Schedule IV Controlled Substance (35-48-4-3)	0	0	0	0
Dealing in a Schedule V Controlled Substance (35-48-4-4)	0	0	0	0
Dealing in a Substance Represented to be a Controlled Substance (35-48-4-4.5)	0	0	0	0
Delivery of Weapon to Intoxicated Person (35-47-4-1)	0	0	0	0
Disarming Law Enforcement Officer (35-44.1-3-2)	0	0	0	0
Escape/Failure to Return to Lawful Detention (35-44-3-5)	1	3	9	11
Inmate w/ Deadly Weapon (35-44.1-3-7)	0	0	0	0
Interference with Custody (35-42-3-4)	0	0	0	0
Intimidation (35-45-2-1)	0	3	6	28
Knife with Automatic Blade (35-47-5-2)	0	0	0	0
Loan Sharking (35-45-7-2)	0	0	0	0
Maintaining a Common Nuisance (35-48-4-13)	0	0	0	0
Making loan secured by mortgage, deposit or pledge of handgun (35-47-4-2)	0	1	0	1
Manufacture, Distribution, Possession of a Substance Represented to be a Controlled Substance (35-48-4-4.6)	0	0	0	0
Neglect of a Dependent (35-46-1-4)	0	0	0	0
Poss Precursors w/ Intent to Manufacture Etc. (35-48-4-14.5)	0	0	0	0
Possession of a Controlled Substance (35-48-4-7)	0	0	0	0
Possession of a Knife on School Property (35-47-5-2.5)	0	0	0	1
Promoting Prostitution (35-45-4-4)	0	0	0	0
Purchase, Possession or Sale of Stun Gun (35-47-8-5)	0	0	0	0
Resisting Law Enforcement (35-44-3-3)	0	0	1	9
Rioting with a Deadly Weapon (35-45-1-2)	0	0	0	0
Sale, Possession, Use of Legend Drug (16-42-19-27)	0	0	0	0
Sexual Misconduct with a Minor (35-42-4-9)	0	0	0	0
Stalking (35-45-10-5)	0	0	0	0
Trafficking with an Inmate (35-44-3-9)	0	0	0	0
Use of Stun Gun in Commission of a Crime (35-47-8-5)	0	0	0	0
Sub-Total	1	7	16	55

LEVEL III

Accident /Failure to Stop (9-26-1-8)	0	0	0	0
Accident, Property Damage with Injury (9-26-1-8)	0	0	0	0
Altering or Damaging Computer (35-43-1-4)	0	0	0	0
Auto Theft, Receiving Stolen Parts (35-43-4-2.5)	1	5	4	24
Battery (35-42-2-1)	2	11	17	49
Battery by Bodily Waste (35-42-2-6)	0	0	2	1
Bestiality	0	0	0	0
Bribery (35-44-1-1)	0	0	0	0

NUMBER OF OFFENSES

LEVEL III (cont'd)	This Month		This Calendar Year	
	Female	Male	Female	Male
Burglary (35-43-2-1)	0	0	0	0
Check Deception (35-43-5-5)	0	0	0	1
Check Fraud (35-43-5-12)	0	0	0	0
Child Exploitation (35-42-4-4)	0	0	0	0
Controlled Substance Registration (35-48-4-14)	0	0	0	0
Conversion (35-43-4-3)	2	2	4	5
Criminal Mischief (35-43-1-2)	0	8	4	39
Criminal Recklessness (35-42-2-2)	0	0	1	0
Criminal Trespass (35-43-2-2)	0	0	1	9
Dealing in Altered Property (35-43-4-2.3)	0	0	0	0
Dealing in Marijuana, Hash Oil, or Hashish (35-48-4-10)	0	0	0	1
Dealing in Paraphernalia (35-48-4-8.5)	0	0	0	0
Dealing in a Schedule IV Controlled Substance (35-48-4-3)	0	0	0	0
Distribution of Material Harmful to Minor (35-49-3-3)	0	0	0	0
Escape/Failure to Return to Lawful Detention (35-44-3-5)	1	4	8	43
Failure to Appear (35-44-3-6)	0	0	0	0
False Reporting (35-44-2-2)	0	0	0	2
Forgery (35-43-5-2)	0	0	0	0
Fraud (35-43-5-4)	0	0	0	2
Fraud on Financial Institution (35-45-5-8)	0	0	0	0
Home Improvement Fraud (35-43-6-13)	0	0	0	0
Identity Deception (35-43-5-3.5)	0	0	0	1
Interference with Custody (35-42-3-4)	0	0	0	0
Interference with Reporting Crime (35-42-2-5)	0	0	0	0
Invasion of Privacy (35-46-1-15.1)	0	0	0	0
Kill Domestic Animal	0	0	0	0
Manufacture of Paraphernalia (35-48-4-8.1)	0	0	0	0
Nonsupport of Child (35-46-1-5)	0	0	0	0
Nonsupport of Spouse (35-46-1-6)	0	0	0	0
Obscene Performance (35-49-3-1)	0	0	0	0
Obstructing Fireman (35-44-3-8)	0	0	0	0
Obstructing Traffic (35-42-2-4)	0	0	0	0
Obstruction of Justice (35-44-3-4)	0	0	0	0
Operating Vehicle After Lifetime Forfeiture (9-30-10-17)	0	0	0	0
Operating Vehicle While Intoxicated (9-30-5-4)	0	0	0	0
Operating Vehicle While Intoxicated with Prior (9-30-5-3)	0	1	0	1
Patronizing a Prostitute (35-45-4-3)	0	0	0	0
Perjury (35-44-2-1)	0	0	0	0
Possession of Cocaine or Narcotic Drug (35-48-4-6)	1	0	1	1
Possession of Marijuana, Hash Oil, or Hashish (35-48-4-11)	0	0	0	0
Possession of Methamphetamines (35-48-4-6.1)	0	0	1	3
Possession of Paraphernalia (35-48-4-8.3)	0	0	0	0
Possession of a Controlled Substance (35-48-4-7)	0	0	0	2
Possession of a Syringe (16-42-19-18)	0	0	0	0
Possession/Use of Legend Drug (16-42-19-13)	0	0	0	1
Professional Gambling (35-45-5-3)	0	0	0	0
Profiting from Adoption (35-46-1-9)	0	0	0	0
Promoting Professional Gambling (35-45-5-4)	0	0	0	0
Promoting Prostitution (35-45-4-4)	0	0	0	0
Prostitution (35-45-4-2)	0	0	0	0
Public Indecency (35-45-4-1)	0	0	0	1
Public Nudity (35-45-4-1.5)	0	1	0	1
Railroad Mischief (35-42-2-5.5)	0	0	0	0
Receiving Stolen Auto Parts (35-43-4-2.5)	0	1	0	7
Receiving Stolen Property (35-43-4-2)	0	0	0	0
Residential Entry (35-43-2-1.5)	0	1	1	9
Resisting Law Enforcement (35-44-3-3)	0	5	8	38
Rioting (35-45-1-2)	0	0	0	1
Sale, Possession, Use of Legend Drug (16-42-19-27)	0	1	0	1

NUMBER OF OFFENSES

LEVEL III (cont'd)	This Month		This Calendar Year	
	Female	Male	Female	Male
Selling, Distributing, Exhibiting Obscene Material (35-49-3-1)	0	0	0	0
Stalking (35-45-10-5)	0	0	0	0
Synthetic Drug (35-48-4-11.5)	0	0	0	0
Theft (35-43-4-2)	0	10	5	73
Torture or Mutilation of Animal (35-46-3-12)	0	0	0	0
Trafficking with an Inmate (35-44-3-9)	0	0	0	0
Unauthorized Possession of Prescription Form (35-48-4-14)	0	0	0	0
Unlawful Entry of Motor Vehicle (35-43-4-2.7)	0	0	0	0
Voyeurism (35-45-4-5)	0	0	0	0
Welfare Fraud (35-43-5-7)	0	0	0	0
Sub-Total	7	50	57	316

LEVEL IV

Absence From Home Detention (35-38-2.5-10)	0	0	0	1
Accident/Failure to Stop (9-26-1-8)	0	0	1	3
Alcohol Violation (31-37-2-6)	0	0	0	1
Animal Cruelty (35-46-3-12)	0	0	0	0
Assisting a Criminal (35-44-3-2)	0	0	0	0
Beats Vertebrate Animal (35-46-3-12)	0	0	0	2
Check Deception (35-43-5-5)	0	0	0	0
Common Nuisance (35-48-4-13)	0	0	2	2
Computer Trespassing (35-43-2-3)	0	0	0	0
Counterfeiting Auto Registration (9-18-2-42)	0	0	0	0
Counterfeiting a Driver's License (9-24-18-7)	0	0	0	0
Curfew Violation (31-37-2-5)	0	1	0	3
Deception (35-43-5-3)	0	0	0	0
Deer Outside Hours (14-22-6-1)	0	0	0	0
Deer w/ Illegal Device (14-22-6-1)	0	0	0	0
Disorderly Conduct (35-45-1-3)	1	4	3	18
Dissemination of Material Harmful to Minor (35-49-3-3)	0	0	0	0
Driving While Intoxicated (9-11-2-3)	0	1	0	1
Driving with Suspended License (9-24-19-2)	0	0	0	0
Exploitation of Dependent/Endangered Adult (35-46-1-12)	0	0	0	0
Failure to Appear (35-44-3-6)	0	0	0	0
Failure to Disclose Recruitment (35-46-4-4)	0	0	0	0
Failure to Respond to Summons (35-44-3-6.5)	0	0	0	0
False Auto Registration (9-18-2-44)	0	0	0	0
False Identity Statement (35-44-2-6)	0	0	1	0
False Informing (35-44-2-2)	1	1	2	5
Flag Desecration (35-45-1-4)	0	0	0	0
Glue Sniffing (35-46-6-2)	0	0	0	0
Habitual Disobedience of Parent, Guardian, or Custodian (Incorrigible) (31-37-2-4)	0	1	0	2
Harassment (35-45-2-2)	0	0	0	1
Home Improvement Fraud (35-43-6-12)	0	0	0	0
Illegal Consumption of Alcohol (7.1-5-7-7)	0	1	0	8
Illegal Possession of Alcohol (7.1-5-7-7)	0	0	0	1
Impairment of ID Number (35-43-7-4)	0	0	0	0
Interference with Custody (35-42-3-4)	0	0	0	0
Interfering with Law Enforcement Animal (35-46-3-11)	0	0	0	0
Invasion of Privacy (35-46-1-15.1)	0	0	0	0
Leaving Home w/o Permission of Parent, Guardian or Custodian (Runaway) (31-37-2-2)	0	2	0	10
Maintaining a Common Nuisance (35-48-4-13)	0	0	0	0
Nitrous Oxide Distribution (35-46-6-3)	0	0	0	0
Obscene Performance (35-49-3-1)	0	0	0	0
Obstructing Medical Emergency (35-44-3-8.5)	0	0	0	0
Obstructing Traffic (35-42-2-4)	0	0	0	0
Official Misconduct (35-44.1-1-1)	0	0	0	0
Operating Vehicle While Intoxicated (9-30-5-2)	0	0	1	1

LEVEL IV (cont'd)	NUMBER OF OFFENSES			
	This Month		This Calendar Year	
	Female	Male	Female	Male
Operating Vehicle While Intoxicated/Cntrlrd Sub (9-30-5-1)	0	0	0	0
Operating Vehicle w/o License (9-24-18-1)	0	1	1	11
Operating Vehicle w/o Proof of Financial (9-25-8-2)	0	0	0	0
Operating Vehicle w/o Registration/Plates (9-18-2-43)	0	0	2	0
Possession of Device/Interfere Test (35-43-5-18)	0	0	0	1
Possession of Marijuana, Hash Oil, or Hashish (35-48-4-11)	0	8	3	36
Possession of Paraphernalia (35-48-4-8.3)	0	0	2	15
Possession of Substance Represented to be a Controlled Substance (35-48-4-4.6)	0	0	0	0
Possession, Purchase, Accepting Tobacco (35-46-1-10.5)	0	0	0	0
Probation Violation	0	21	0	225
Public Intoxication (7.1-5-1-3)	0	0	1	1
Receiving Unidentified Property (35-43-7-5)	0	0	0	0
Reckless Driving (9-21-8-52)	0	0	0	4
Refusal to Aid Officer (35-44-3-7)	0	0	0	0
Refusal to Identify Self (34-28-5-3.5)	0	0	0	0
Selling, Distributing, Exhibiting Obscene Material (35-49-3-1)	0	0	0	0
Synthetic Drug (35-48-4-11.5)	0	0	0	0
Taking Deer/Turkey (14-22-6-1)	0	0	0	0
Tattooing a Minor (35-42-2-7)	0	0	0	0
Torture, Kill, Mutilate an Animal (35-46-3-12)	0	0	0	0
Unauthorized Possession of Prescription (35-48-4-14)	0	0	0	0
Unlawful Entry of Motor Vehicle (35-43-4-2.7)	0	2	3	8
Unlawful Gambling (35-45-5-2)	0	0	0	0
Unlawful Use of Railroad Right of Way (8-3-15-3)	0	0	0	0
Vending Machine Vandalism (35-43-4-7)	0	0	0	0
Violation Home Detention	0	0	0	0
Violation Suspended Commitment to DOC	0	0	6	6
Violation of Compulsory School Attendance Law (Truancy) (31-37-2-3)	0	0	0	0
Voyeurism (35-45-4-5)	0	1	0	1
Welfare Fraud (35-45-5-7)	0	0	0	0
Sub-Total	2	44	28	367
GRAND TOTAL NUMBER OF OFFENSES	14	130	117	925

Indiana Department of Correction
Table 17
Number of Juvenile Offenders by Most Serious Offense
Committed to the Indiana Department of Correction

September 2018

MOST SERIOUS OFFENSE (Citation Code)	NUMBER OF JUVENILES			
	This Month		This Calendar Year	
LEVEL I	Female	Male	Female	Male
Aggravated Battery (35-42-2-1.5)	0	0	0	1
Arson (35-43-1-1)	0	0	0	3
Battery (35-42-2-1)	1	4	8	19
Battery by Bodily Waste (35-42-2-6)	1	0	1	1
Burglary (35-43-2-1)	0	1	0	26
Carjacking (35-42-5-2)	0	0	0	0
Carrying Handgun w/o License (35-47-2-1)	0	0	0	2
Changing, Altering, Removing, Obliterating ID of Handgun (35-47-2-18)	0	1	0	1
Child Exploitation (35-42-4-4)	0	0	0	1
Child Molesting (35-42-4-3)	0	2	0	7
Child Seduction (35-42-4-7)	0	0	0	0
Child Selling (35-46-1-4)	0	0	0	0
Child Solicitation (35-42-4-6)	0	0	0	0
Child in Possession of Handgun (35-47-10-5)	0	0	0	4
Consumer Product Tampering (35-45-8-3)	0	0	0	0
Criminal Confinement (35-42-3-3)	0	0	0	2
Criminal Deviate Conduct (35-42-4-2)	0	0	0	0
Criminal Gang Intimidation (35-45-9-4)	0	0	0	0
Criminal Gang Recruitment	0	0	0	0
Criminal Recklessness (35-42-2-2)	0	1	1	7
Dangerous Possession of a Firearm (35-47-10-5)	0	6	0	26
Dealing in a Sawed-Off Shotgun (35-47-5-4.1)	0	0	0	0
Distribution of a Destructive Device (IC 35-47.5-5-5)	0	0	0	0
Domestic Battery (35-42-2-1.3)	0	0	2	5
Driving While Intoxicated Resulting in Death (9-30-5-5)	0	0	0	0
False Application for Handgun (35-47-2-8)	0	0	0	0
False, Altering Handgun License (35-47-2-22)	0	0	0	0
Feticide (35-42-1-6)	0	0	0	0
Handgun, False ID (35-47-2-17)	0	0	0	0
Incest (35-46-1-3)	0	0	0	0
Interference with Custody (35-42-3-4)	0	0	0	0
Intimidation (35-45-2-1)	0	0	0	0
Involuntary Manslaughter (35-42-1-4)	0	1	0	1
Kidnapping (35-42-3-2)	0	0	0	0
Murder (35-42-1-1)	0	2	0	2
Neglect of a Dependent (35-46-1-4)	0	0	0	0
Operation of a Machine Gun/Hurling a Bomb (35-47-5-9)	0	0	0	0
Overpass Mischief (35-42-2-5)	0	0	0	0
Pointing a Firearm (35-47-4-3)	0	0	0	2
Possession of Firearm on School Property (35-47-9-2)	0	0	0	3
Possession of a Machine Gun or Bomb (35-47-5-9)	0	0	0	0
Rape (35-42-4-1)	0	0	0	4
Reckless Homicide (35-42-1-5)	0	0	0	1
Resisting Law Enforcement (35-44-3-3)	0	1	0	1
Robbery (35-42-5-1)	1	3	3	28
Sell, Manufacture, Possess, Purchase Explosive (35-47-5-1)	0	0	0	0
Sell, Transfer, HIV Blood (35-42-1-7)	0	0	0	0
Selling, Transferring, Giving Handgun to Under 18 (35-47-2-7)	0	0	0	0
Sexual Battery (35-42-4-8)	0	0	0	4
Sexual Misconduct (35-44-1-5)	0	0	0	0
Sexual Misconduct with a Minor (35-42-4-9)	0	0	0	1

NUMBER OF JUVENILES

LEVEL I (cont'd)	This Month		This Calendar Year	
	Female	Male	Female	Male
Stalking (35-45-10-5)	0	0	0	0
Strangulation (35-42-2-9)	0	0	0	1
Unlawful Delivery of Confiscated Firearm (35-47-3-4)	0	0	0	0
Unlawful Use of Body Armor (35-47-5-13)	0	0	0	0
Unlawful Use of Stun Gun (35-47-8-5)	0	0	0	0
Vicarious Sexual Gratification (35-42-4-5)	0	0	0	0
Voluntary Manslaughter (35-42-1-3)	0	1	0	2
	3	23	15	155

LEVEL II

Assisting a Criminal (35-44-3-2)	0	0	0	1
Chinese Throwing Star (35-47-5-12)	0	0	0	0
Criminal Gang Activity (35-45-9-3)	0	0	0	0
Criminal Recklessness (35-42-2-2)	0	0	0	0
Dealing Anabolic Steroid (16-42-19-27)	0	0	0	0
Dealing Methamphetamine (35-48-4-1.1)	0	0	0	1
Dealing in Cocaine or Narcotic Drug (35-48-4-1)	0	0	0	0
Dealing in Marijuana, Hash Oil, or Hashish (35-48-4-10)	0	0	0	1
Dealing in a Schedule I, II, or III Controlled Substance (35-48-4-2)	0	0	0	2
Dealing in a Schedule IV Controlled Substance (35-48-4-3)	0	0	0	0
Dealing in a Schedule V Controlled Substance (35-48-4-4)	0	0	0	0
Dealing in a Substance Represented to be a Controlled Substance (35-48-4-4.5)	0	0	0	0
Delivery of Weapon to Intoxicated Person (35-47-4-1)	0	0	0	0
Disarming Law Enforcement Officer (35-44.1-3-2)	0	0	0	0
Escape/Failure to Return to Lawful Detention (35-44-3-5)	1	2	9	9
Inmate w/ Deadly Weapon (35-44.1-3-7)	0	0	0	0
Interference with Custody (35-42-3-4)	0	0	0	0
Intimidation (35-45-2-1)	0	2	5	14
Knife with Automatic Blade (35-47-5-2)	0	0	0	0
Loan Sharking (35-45-7-2)	0	0	0	0
Maintaining a Common Nuisance (35-48-4-13)	0	0	0	0
Making loan secured by mortgage, deposit or pledge of handgun (35-47-4-2)	0	1	0	1
Manufacture, Distribution, Possession of a Substance Represented to be a Controlled Substance	0	0	0	0
Neglect of a Dependent (35-46-1-4)	0	0	0	0
Poss precursors w/intent to manufacture etc. (35-48-4-14.5)	0	0	0	0
Possession of a Controlled Substance (35-48-4-7)	0	0	0	0
Possession of a Knife on School Property (35-47-5-2.5)	0	0	0	0
Promoting Prostitution (35-45-4-4)	0	0	0	0
Purchase, Possession or Sale of Stun Gun (35-47-8-5)	0	0	0	0
Resisting Law Enforcement (35-44-3-3)	0	0	0	7
Rioting with a Deadly Weapon (35-45-1-2)	0	0	0	0
Sale, Possession, Use of Legend Drug (16-42-19-27)	0	0	0	0
Sexual Misconduct with a Minor (35-42-4-9)	0	0	0	0
Stalking (35-45-10-5)	0	0	0	0
Trafficking with an Inmate (35-44-3-9)	0	0	0	0
Use of Stun Gun in Commission of a Crime (35-47-8-5)	0	0	0	0
Sub-Total	1	5	14	36

LEVEL III

Accident /Failure to Stop (9-26-1-8)	0	0	0	0
Accident, Property Damage with Injury (9-26-1-8)	0	0	0	0
Altering or Damaging Computer (35-43-1-4)	0	0	0	0
Auto Theft, Receiving Stolen Parts (35-43-4-2.5)	1	2	3	7
Battery (35-42-2-1)	1	2	9	15
Beastiality	0	0	0	0
Bribery (35-44-1-1)	0	0	0	0
Burglary (35-43-2-1)	0	0	0	0
Check Deception (35-43-5-5)	0	0	0	1

NUMBER OF JUVENILES

LEVEL III (cont'd)	This Month		This Calendar Year	
	Female	Male	Female	Male
Check Fraud (35-43-5-12)	0	0	0	0
Child Exploitation (35-42-4-4)	0	0	0	0
Controlled Substance Registration (35-48-4-14)	0	0	0	0
Conversion (35-43-4-3)	1	0	1	2
Criminal Mischief (35-43-1-2)	0	3	0	13
Criminal Recklessness (35-42-2-2)	0	0	1	0
Criminal Trespass (35-43-2-2)	0	0	1	3
Dealing in Altered Property (35-43-4-2.3)	0	0	0	0
Dealing in Marijuana, Hash Oil, or Hashish (35-48-4-10)	0	0	0	0
Dealing in Paraphernalia (35-48-4-8.5)	0	0	0	0
Distribution of Material Harmful to Minor (35-49-3-3)	0	0	0	0
Escape/Failure to Return to Lawful Detention (35-44-3-5)	0	0	7	8
Failure to Appear (35-44-3-6)	0	0	0	0
False Reporting (35-44-2-2)	0	0	0	1
Forgery (35-43-5-2)	0	0	0	0
Fraud (35-43-5-4)	0	0	0	1
Fraud on Financial Institution (35-45-5-8)	0	0	0	0
Home Improvement Fraud (35-43-6-13)	0	0	0	0
Identity Deception (35-43-5-3.5)	0	0	0	1
Interference with Custody (35-42-3-4)	0	0	0	0
Interference with Reporting Crime (35-42-2-5)	0	0	0	0
Invasion of Privacy (35-46-1-15.1)	0	0	0	0
Kill Domestic Animal	0	0	0	0
Manufacture of Paraphernalia (35-48-4-8.1)	0	0	0	0
Nonsupport of Child (35-46-1-5)	0	0	0	0
Nonsupport of Spouse (35-46-1-6)	0	0	0	0
Obscene Performance (35-49-3-1)	0	0	0	0
Obstructing Fireman (35-44-3-8)	0	0	0	0
Obstructing Traffic (35-42-2-4)	0	0	0	0
Obstruction of Justice (35-44-3-4)	0	0	0	0
Operating Vehicle After Lifetime Forfeiture (9-30-10-17)	0	0	0	0
Operating Vehicle While Intoxicated (9-30-5-4)	0	0	0	0
Operating Vehicle While Intoxicated with Prior (9-30-5-3)	0	0	0	0
Patronizing a Prostitute (35-45-4-3)	0	0	0	0
Perjury (35-44-2-1)	0	0	0	0
Possession of Cocaine or Narcotic Drug (35-48-4-6)	0	0	0	1
Possession of Marijuana, Hash Oil, or Hashish (35-48-4-11)	0	0	0	0
Possession of Methamphetamines (35-48-4-6.1)	0	0	1	2
Possession of Paraphernalia (35-48-4-8.3)	0	0	0	0
Possession of a Controlled Substance (35-48-4-7)	0	0	0	2
Possession of a Syringe (16-42-19-18)	0	0	0	0
Possession/Use of Legend Drug (16-42-19-13)	0	0	0	0
Professional Gambling (35-45-5-3)	0	0	0	0
Profiting from Adoption (35-46-1-9)	0	0	0	0
Promoting Professional Gambling (35-45-5-4)	0	0	0	0
Promoting Prostitution (35-45-4-4)	0	0	0	0
Prostitution (35-45-4-2)	0	0	0	0
Public Indecency (35-45-4-1)	0	0	0	1
Public Nudity (35-45-4-1.5)	0	0	0	0
Railroad Mischief (35-42-2-5.5)	0	0	0	0
Receiving Stolen Property (35-43-4-2)	0	0	0	0
Residential Entry (35-43-2-1.5)	0	1	0	4
Resisting Law Enforcement (35-44-3-3)	0	0	3	9
Rioting (35-45-1-2)	0	0	0	0
Sale, Possession, Use of Legend Drug (16-42-19-27)	0	1	0	1
Selling, Distributing, Exhibiting Obscene Material (35-49-3-1)	0	0	0	0
Stalking (35-45-10-5)	0	0	0	0
Synthetic Drug (35-48-4-11.5)	0	0	0	0
Theft (35-43-4-2)	0	3	4	30
Torture or Mutilation of Animal (35-46-3-12)	0	0	0	0

LEVEL III (Cont.)**NUMBER OF JUVENILES**

	This Month		This Calendar Year	
	Female	Male	Female	Male
Trafficking with an Inmate (35-44-3-9)	0	0	0	0
Unauthorized Possession of Prescription Form (35-48-4-14)	0	0	0	0
Unlawful Entry of Motor Vehicle (35-43-4-2.7)	0	0	0	0
Voyeurism (35-45-4-5)	0	0	0	0
Welfare Fraud (35-43-5-7)	0	0	0	0
Sub-Total	3	12	30	102

LEVEL IV

Absence From Home Detention (35-38-2.5-10)	0	0	0	0
Accident/Failure to Stop (9-26-1-8)	0	0	0	0
Assisting a Criminal (35-44-3-2)	0	0	0	0
Beats Vertebrate Animal (35-46-3-12)	0	0	0	0
Check Deception (35-43-5-5)	0	0	0	0
Common Nuisance (35-48-4-13)	0	0	0	1
Computer Trespassing (35-43-2-3)	0	0	0	0
Counterfeiting Auto Registration (9-18-2-42)	0	0	0	0
Counterfeiting a Driver's License (9-24-18-7)	0	0	0	0
Curfew Violation (31-37-2-5)	0	0	0	0
Deception (35-43-5-3)	0	0	0	0
Disorderly Conduct (35-45-1-3)	0	0	2	6
Dissemination of Material Harmful to Minor (35-49-3-3)	0	0	0	0
Driving with Suspended License (9-24-19-2)	0	0	0	0
Exploitation of Dependent/Endangered Adult (35-46-1-12)	0	0	0	0
Failure to Appear (35-44-3-6)	0	0	0	0
Failure to Disclose Recruitment (35-46-4-4)	0	0	0	0
Failure to Respond to Summons (35-44-3-6.5)	0	0	0	0
False Auto Registration (9-18-2-44)	0	0	0	0
False Identity Statement (35-44-2-6)	0	0	1	0
False Informing (35-44-2-2)	1	0	2	1
Flag Desecration (35-45-1-4)	0	0	0	0
Glue Sniffing (35-46-6-2)	0	0	0	0
Habitual Disobedience of Parent, Guardian, or Custodian (Incorrigible) (31-37-2-4)	0	0	0	0
Harassment (35-45-2-2)	0	0	0	0
Home Improvement Fraud (35-43-6-12)	0	0	0	0
Illegal Consumption of Alcohol (7.1-5-7-7)	0	0	0	0
Illegal Possession of Alcohol (7.1-5-7-7)	0	0	0	0
Impairment of ID Number (35-43-7-4)	0	0	0	0
Interference with Custody (35-42-3-4)	0	0	0	0
Interfering with Law Enforcement Animal (35-46-3-11)	0	0	0	0
Invasion of Privacy (35-46-1-15.1)	0	0	0	0
Leaving Home w/o Permission of Parent, Guardian or Custodian (Runaway) (31-37-2-2)	0	0	0	0
Nitrous Oxide Distribution (35-46-6-3)	0	0	0	0
Obscene Performance (35-49-3-1)	0	0	0	0
Obstructing Medical Emergency (35-44-3-8.5)	0	0	0	0
Obstructing Traffic (35-42-2-4)	0	0	0	0
Operating Vehicle While Intoxicated (9-30-5-2)	0	0	0	1
Operating Vehicle While Intoxicated/Cntrl'd Sub (9-30-5-1)	0	0	0	0
Operating Vehicle w/o License (9-24-18-1)	0	0	0	1
Operating Vehicle w/o Proof of Financial (9-25-8-2)	0	0	0	0
Operating Vehicle w/o Registration/Plates (9-18-2-43)	0	0	0	0
Possession of Marijuana, Hash Oil, or Hashish (35-48-4-11)	0	0	1	6
Possession of Paraphernalia (35-48-4-8.3)	0	0	0	0
Possession of Substance Represented to be a Controlled Substance (35-48-4-4.6)	0	0	0	0
Possession, Purchase, Accepting Tobacco (35-46-1-10.5)	0	0	0	0
Probation Violation	0	0	0	0
Public Intoxication (7.1-5-1-3)	0	0	0	0
Receiving Unidentified Property (35-43-7-5)	0	0	0	0
Reckless Driving (9-21-8-52)	0	0	0	0
Refusal to Aid Officer (35-44-3-7)	0	0	0	0
Refusal to Identify Self (34-28-5-3.5)	0	0	0	0

LEVEL IV (cont'd)	NUMBER OF JUVENILES			
	This Month		This Calendar Year	
	Female	Male	Female	Male
Selling, Distributing, Exhibiting Obscene Material (35-49-3-1)	0	0	0	0
Synthetic Drug	0	0	0	0
Torture, Kill, Mutilate an Animal (35-46-3-12)	0	0	0	0
Unauthorized Possession of Prescription (35-48-4-14)	0	0	0	0
Unlawful Entry of Motor Vehicle (35-43-4-2.7)	0	1	0	3
Unlawful Gambling (35-45-5-2)	0	0	0	0
Unlawful Use of Railroad Right of Way (8-3-15-3)	0	0	0	0
Vending Machine Vandalism (35-43-4-7)	0	0	0	0
Violation Home Detention	0	0	0	0
Violation Suspended Commitment to DOC	0	0	0	0
Violation of Compulsory School Attendance Law (Truancy) (31-37-2-3)	0	0	0	0
Voyeurism (35-45-4-5)	0	0	0	0
Welfare Fraud (35-45-5-7)	0	0	0	0
Sub-Total	1	1	6	19
GRAND TOTAL NUMBER OF JUVENILES	8	41	65	312

Indiana Department of Correction
Table 18
Juvenile Female New Commitments

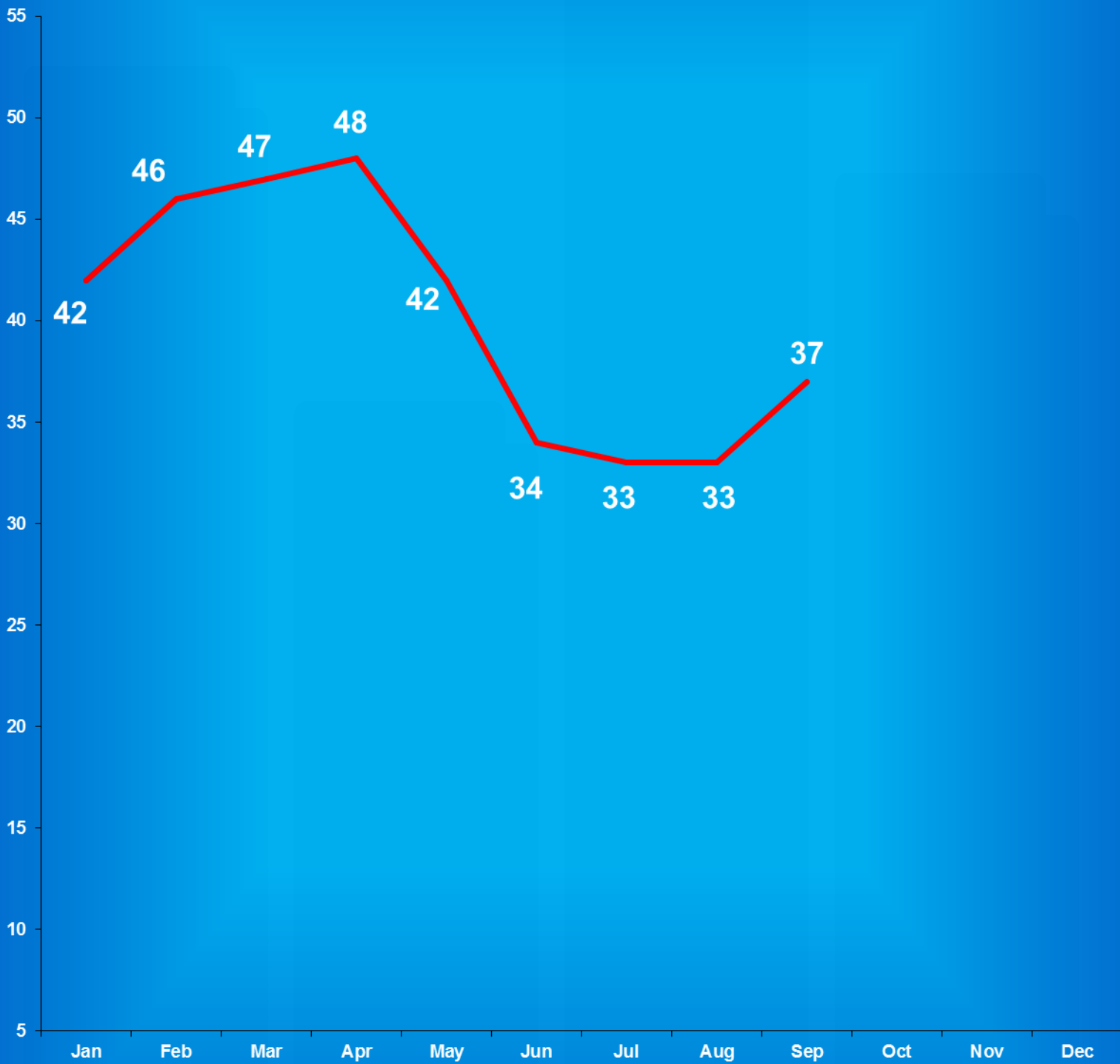
<u>Month</u>	<u>2014</u>	<u>2015</u>	<u>2016</u>	<u>2017</u>	<u>2018</u>
January	10	3	6	2	3
February	9	8	10	5	8
March	7	4	11	6	4
April	15	10	9	2	7
May	11	12	4	6	8
June	8	6	11	7	2
July	14	5	4	8	12
August	10	10	4	5	4
September	5	13	7	8	8
October	8	0	5	6	
November	5	11	6	7	
December	<u>13</u>	<u>11</u>	<u>5</u>	<u>12</u>	
TOTALS	115	93	82	74	56

Source: SAS - mnthadm4.pgm

Indiana Department of Correction

Graph G

Average Daily Juvenile Female Offender Populations
Calendar Year 2018



Indiana Department of Correction
Table 19
Juvenile Male New Commitments

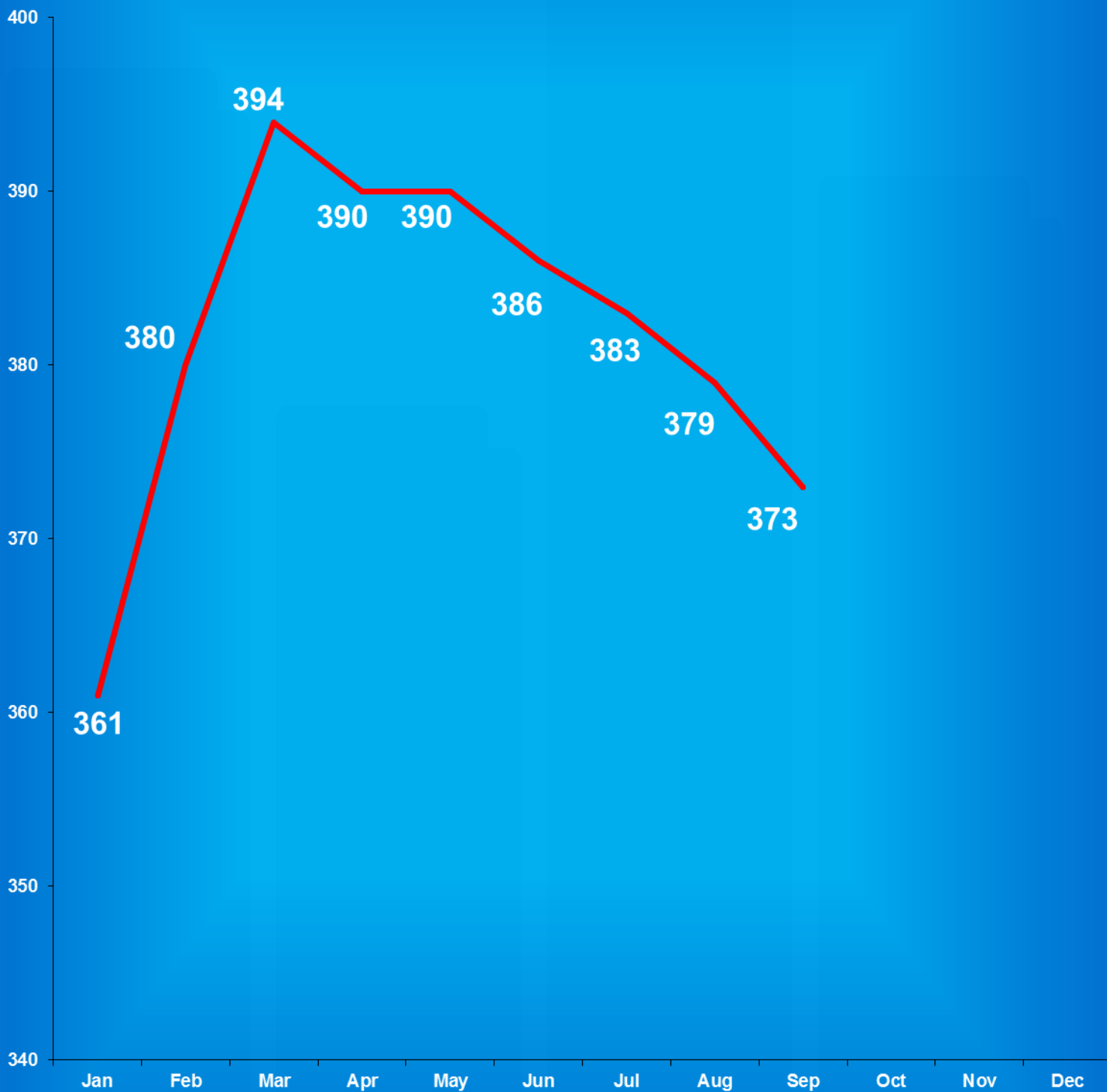
<u>Month</u>	<u>2014</u>	<u>2015</u>	<u>2016</u>	<u>2017</u>	<u>2018</u>
January	58	35	39	26	46
February	46	26	40	26	38
March	30	32	69	36	33
April	53	43	33	45	27
May	47	37	44	35	42
June	55	41	40	48	29
July	46	50	29	40	29
August	42	31	38	48	28
September	43	42	36	43	41
October	48	45	24	39	
November	40	41	28	48	
December	<u>40</u>	<u>40</u>	<u>30</u>	<u>34</u>	
TOTALS	548	463	450	468	313

Source: SAS - mnthadm4.pgm

Indiana Department of Correction

Graph H

Average Daily Juvenile Male Offender Populations
Calendar Year 2018





Juvenile Reintegration Districts



District #8

District #6

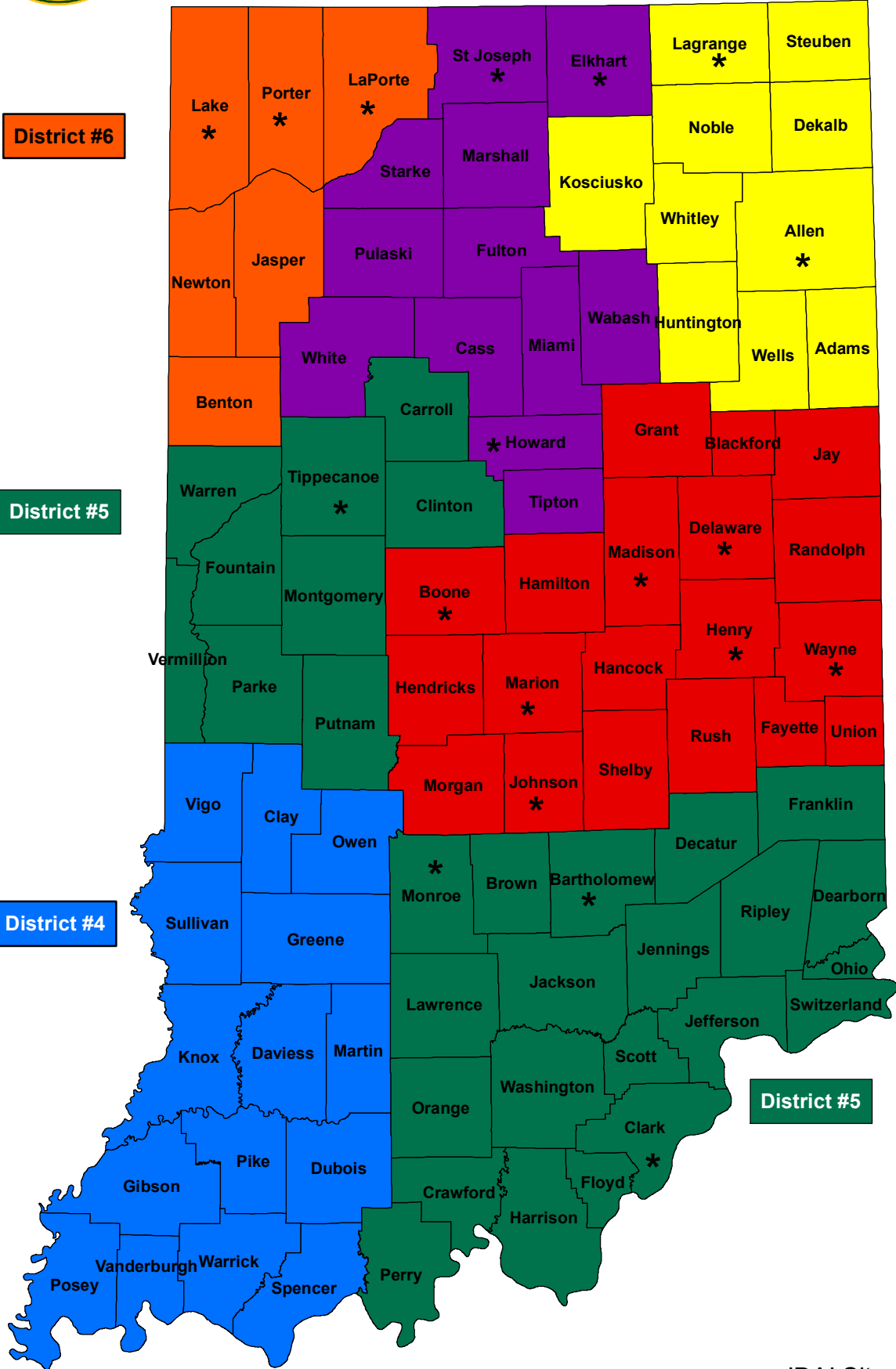
District #2

District #5

District #3

District #4

District #5



*JDAI Site

Indiana Department of Correction
Table 20
Juvenile Parole Caseload on October 01, 2018

<u>Juvenile Reintegration Districts</u>	Indiana Parolees		Other Jurisdiction		<u>Total</u>
	<u>Juvenile Male</u>	<u>Juvenile Female</u>	<u>Juvenile Male</u>	<u>Juvenile Female</u>	
<i>Interstate Compact (RD0)*</i>	0	0	8	1	9
	<u>District Supervision Breakdown as follows:</u>				
Juv Reintegration District 2	11	0	2	0	13
Juv Reintegration District 3	9	2	3	0	14
Juv Reintegration District 4	4	0	0	0	4
Juv Reintegration District 5	3	0	1	1	5
Juv Reintegration District 6	2	2	2	0	6
Juv Reintegration District 8	10	0	0	0	10
Total	39	4	8	1	52

Total Juvenile Parole Population on the First Day of Each Month

<u>Calendar Year 2018</u>	Indiana Parolees		Other Jurisdiction		<u>Total</u>
	<u>Juvenile Male</u>	<u>Juvenile Female</u>	<u>Juvenile Male</u>	<u>Juvenile Female</u>	
January	52	8	8	0	68
February	45	6	6	0	57
March	43	7	6	0	56
April	38	7	5	0	50
May	43	6	2	0	51
June	37	3	3	0	43
July	39	6	6	0	51
August	38	8	8	0	54
September	36	8	7	1	52
October	39	4	8	1	52

** Includes Indiana parolees who are serving their parole in another state, as well as offenders from other States being supervised in Indiana (Interstate Compact)*

Sources:
Parole Division
SAS - juvparl2.pgm

**Indiana Department of Correction
Indiana Government Center South, Room E334
302 W. Washington Street
Indianapolis, IN 46204**

**Prepared by:
Joshua Ross, Research Analyst
(317) 233-3432
josross@idoc.IN.gov**

This report and previous reports may be found at:

<http://www.in.gov/idoc/2376.htm>



CHANGING LIVES

The logo for the Indiana Department of Correction is circular, featuring a central torch surrounded by stars. The words "EMPLOYEES", "EFFICIENCY", and "EFFECTIVENESS" are arranged around the torch. The outer ring of the logo contains the text "INDIANA DEPARTMENT OF CORRECTION". To the right of the logo is a blue silhouette of the state of Indiana.

The Indiana Department of Correction advances public safety and successful re-entry through dynamic supervision, programming, and partnerships.