


# Indiana Department of Correction

## Division of Research & Technology



**Offender Population Statistical Report**  
**- October 2018 -**  
**Rob Carter, Commissioner**

**Indiana Department of Correction  
Indiana Government Center South, Room E334  
302 W. Washington Street  
Indianapolis, IN 46204**

**Prepared by:  
Joshua Ross, Research Analyst  
(317) 233-3432  
josross@idoc.in.gov**

**This report and previous reports may be found at:**

**<http://www.in.gov/idoc/2376.htm>**



## Definitions

For the purpose of this report, the following definitions apply:

**Admission** – The means by which an offender enters the custody or jurisdiction of the Indiana Department of Correction. For this report, with the exception of the return of an escapee, this does not include a return from a temporary absence.

**Average Daily Population** – The sum of the daily beginning counts for a month, divided by that month's number of daily beginning counts.

**Beginning Count** – The number of offenders physically present at the beginning of the day (ie, 0000:01 hours).

**Class A Felony** – An offense whereby a person convicted of this felony shall be imprisoned for a fixed term of thirty years, with not more than twenty years added for aggravating circumstances, or not more than ten years subtracted for mitigating circumstances.

**Class B Felony** – An offense whereby a person convicted of this felony shall be imprisoned for a fixed term of ten years, with not more than ten years added for aggravating circumstances, or not more than four years subtracted for mitigating circumstances.

**Class C Felony** – An offense whereby a person convicted of this felony shall be imprisoned for a fixed term of four years, with not more than four years added for aggravating circumstances, or not more than two years subtracted for mitigating circumstances.

**Class D Felony** – An offense whereby a person convicted of this felony shall be imprisoned for a fixed term of one and one-half years, with not more than one and one-half years added for aggravating circumstances, or not more than one year subtracted for mitigating circumstances.

**Class 1 Felony** – An offense whereby a person convicted of this felony shall be imprisoned with a sentence range of 20-40 years, with not more than twenty years added as a habitual offender enhancement.

**Class 2 Felony** – An offense whereby a person convicted of this felony shall be imprisoned with a sentence range of 10-30 years, with not more than twenty years added as a habitual offender enhancement.

**Class 3 Felony** – An offense whereby a person convicted of this felony shall be imprisoned with a sentence range of 3-16 years, with not more than twenty years added as a habitual offender enhancement.

**Class 4 Felony** – An offense whereby a person convicted of this felony shall be imprisoned with a sentence range of 2-12 years, with not more than twenty years added as a habitual offender enhancement.

**Class 5 Felony** – An offense whereby a person convicted of this felony shall be imprisoned with a sentence range of 1-6 years, with not more than six years added as a habitual offender enhancement.

**Class 6 Felony** – An offense whereby a person convicted of this felony shall be imprisoned with a sentence range of 0.5-2.5 years, with not more than six years added as a habitual offender enhancement.

**Contracted Beds** - Those offenders who have been committed to the Indiana Department of Correction, but are housed in a local work release facility under contract of a 3rd party provider.

**County Jail "Back-ups" (Jail Bed Count)** – Those offenders who have been committed to the Indiana Department of Correction, but are housed in a county jail until they can be transferred to a Department of Correction intake facility. The county receives \$35.00 per day, per offender, to house these offenders.

**Ending Count** – The number of offenders physically present at the end of the day (ie, 2400:00 hours).

**Felon** – A person convicted in any jurisdiction who might have been imprisoned for more than one year.

**Murder** - An offense whereby a person convicted of this felony shall be imprisoned for a fixed term of fifty-five years, with not more than ten years added for aggravating circumstances, or not more than ten years subtracted for mitigating circumstances.

## Definitions Continued

**Operational Capacity** – The total bed capacity of the facility. The capacity of a facility is the number of beds authorized for safe and efficient operation of the facility.

**Pre-Dispositional** – An individual ordered by the Court to the Indiana Department of Correction for evaluation prior to sentencing.

**Release** – The means by which an offender leaves the custody or jurisdiction of the Indiana Department of Correction. For this report, with the exception of an escape, this does not include a temporary absence.

**Safekeeper** – An individual whom the Court has determined to be in imminent danger of serious bodily injury or death, or who represents a substantial threat to the safety of others, and whom the Court has ordered to the Indiana Department of Correction for custody and security control.

**Maximum Level Facilities** – Maximum security facilities have very restrictive security measures and housing is celled space.

**Medium Level Facilities** – Medium security facilities have moderate degree of security measures and housing consists of dormitories and celled space.

**Minimum Level Facilities** – Minimum Security Facilities have the least restrictive security measures and housing is dormitory style. Also included as minimum security are work release program offenders who leave the facility for outside employment but return nightly.

**Intake Facilities** – Intake facilities are designated to receive newly committed adult offenders. During the intake process each offender is evaluated through interviews, reports and diagnostic tests. This evaluation forms the basis of the offenders' facility and program assignment.

**Secure Housing Units** – Denotes maximum control with the most restrictive security measures in place.

**Vacancy** – The number of beds available for assignment.

**Juvenile Diagnostic/Walkthrough** – A Juvenile court can order a youth to the Department of Correction to be temporarily committed for not more than 14 days (excluding Saturdays, Sundays and Legal holidays) for the purpose of an evaluation. The youth must be adjudicated delinquent and the order has to be prior to disposition. The department will send a report to the court of the written findings.

## **Indiana Department of Correction Population Summary**

- There were 24,183 adult male offenders (including 185 county jail “back-ups” and 124 in contracted beds) on November 01, 2018. This population is 2% below operational bed capacity for general population.
- There were 2,592 adult female offenders (including 27 county jail “back-ups” and 42 in contracted beds) on November 01, 2018. This population is 7% below the operational bed capacity.
- There were 357 juvenile male offenders in the Department’s facilities on November 01, 2018. This population is 37% below the operational bed capacity.
- There were 41 juvenile female offenders in the Department’s facilities on November 01, 2018. This population is 31% below the operational bed capacity.
- There were 5,837 adult males on parole in Indiana (5,366 Indiana parolees and 471 other jurisdiction parolees) on November 06, 2018.
- There were 607 adult females on parole in Indiana (554 Indiana parolees and 53 other jurisdiction parolees) on November 06, 2018.
- There were 992 adults admitted to IDOC (855 male and 137 female) and 910 adults released from IDOC (779 male and 131 female) in October 2018.
- There were 39 juveniles admitted to IDOC (32 male and 7 female) and 51 juveniles released from IDOC (47 male and 4 female) in October 2018.

**Indiana Department of Correction  
Human Resource Report**

**October 31, 2018**

**ADULT FACILITIES**

Facility	Total Staff*	Custody Staff	Non-Custody	Vacancies	Hires - Rehires	Retired - Terminated	Inter-Agency		Contract/Vendor		
							In	Out	Aramark	Health	Education
Branchville Correctional Facility	251	175	76	24	9	14	2	2	11	31	7.0
Chain O'Lakes Correctional Facility	27	20	7	3	0	1	0	0	4	2	0.0
Correctional Industrial Facility	305	235	70	63	22	10	0	0	13	27	4.3
Edinburgh Correctional Facility	65	51	14	7	1	4	2	1	7	6	0.0
Indiana State Prison/Lakeside	485	376	109	86	20	21	1	0	27	38	5.0
Indiana Women's Prison	180	124	56	15	4	7	1	0	6	25	5.5
Madison Correctional Facility	187	132	55	67	8	3	1	1	9	24	5.0
Miami Correctional Facility	476	366	110	77	30	18	1	1	29	56	11.0
New Castle Correctional Facility**	407	253	154	131	0	0	0	0	30	55	19.0
Pendleton Correctional Facility	426	304	122	97	14	9	0	0	20	49	1.5
Plainfield Correctional Facility	335	246	89	58	8	8	1	0	24	43	10.0
Putnamville Correctional Facility	443	325	118	81	14	13	3	1	16	39	11.0
Reception-Diagnostic Center	204	156	48	44	2	5	0	0	0	31	0.0
Rockville Correctional Facility	232	160	72	35	13	3	0	0	13	37	8.0
South Bend Comm. Re-Entry Center	34	24	10	8	1	1	0	0	4	2	0.0
Heritage Trail DOC Staff	19	0	19	6	0	0	0	0	0	11	10.0
Heritage Trail GEO Staff**	138	96	42	21	0	0	0	0	2	11	0.0
Wabash Valley Correctional Facility	583	457	126	64	13	13	0	0	29	60	7.0
Westville Correctional Facility	630	467	163	141	19	20	0	0	32	70	13.5
<b>Total</b>	<b>5,427</b>	<b>3,967</b>	<b>1,460</b>	<b>1,028</b>	<b>178</b>	<b>150</b>	<b>12</b>	<b>6</b>	<b>276</b>	<b>617</b>	<b>117.8</b>

**JUVENILE FACILITIES**

Facility	Total Staff*	Custody Staff	Non-Custody	Vacancies	Hires - Rehires	Retired - Terminated	Inter-Agency		Contract/Vendor		
							In	Out	Aramark	Health	Education
Camp Summit	60	43	17	5	1	2	0	0	5	7	2.0
Logansport Intake/North Central	159	106	53	29	4	5	0	0	12	14	3.0
Pendleton Juvenile Correctional	231	154	77	62	18	8	1	1	6	18	4.0
<b>Total</b>	<b>450</b>	<b>303</b>	<b>147</b>	<b>96</b>	<b>23</b>	<b>15</b>	<b>1</b>	<b>1</b>	<b>23</b>	<b>39</b>	<b>9.0</b>

**ADMINISTRATIVE**

Central Office***	<b>Total</b>	539	189	350	38	5	3	1	1	0	0	1.5
-------------------	--------------	-----	-----	-----	----	---	---	---	---	---	---	-----

**TOTALS**

<b>STATE EMPLOYEE TOTAL</b>	<b>5,871</b>	<b>4,110</b>	<b>1,761</b>	<b>1,010</b>	<b>206</b>	<b>168</b>	<b>14</b>	<b>8</b>	<b>0</b>	<b>0</b>	<b>0</b>
<b>CONTRACT EMPLOYEE TOTAL</b>	<b>1,628</b>	<b>349</b>	<b>1,279</b>	<b>152</b>	<b>0</b>	<b>0</b>	<b>0</b>	<b>0</b>	<b>299</b>	<b>656</b>	<b>128</b>
<b>GRAND TOTAL</b>	<b>7,499</b>	<b>4,459</b>	<b>3,040</b>	<b>1,162</b>	<b>206</b>	<b>168</b>	<b>14</b>	<b>8</b>	<b>299</b>	<b>656</b>	<b>128</b>

\* Total Active Staff does not include those on disability, suspension, or leave with pay.

\*\* New Castle Correctional Facility and Heritage Trail are privately contracted institutions. Their hire/rehire and termination/reire data is not provided to DOC.

\*\*\* Includes Technology Services Division, PEN Products, Staff Development and Training, and the Parole Division (counted as Custody Staff)

Note: Total staff, custody staff, non-custody staff, and vacancy data are as of the end of the month.

Hires and re-hires, retirements and terminations, intra-agency transfer in and transfer out are the total number of actions for the month.

Source: DOC Human Resource



# Offender Statistics



**Indiana Department of Correction**  
**Table 1**  
**Offender Population & Vacancy Numbers, by Facility Security Level**  
**November 1, 2018**

**Minimum Security - Adult MALE**

	<b>October Ending Count</b>	<b>General Population Vacancies</b>	<b>Programs &amp; Treatment Vacancies</b>	<b>Segregation &amp; Infirmery Vacancies</b>	<b>Down Beds</b>	<b>Held Beds</b>
Chain O'Lakes	105	17	0	0	0	1
Edinburgh	340	1	0	0	0	3
Miami - MCA	202	2	0	0	0	0
New Castle - NCA	198	3	0	0	0	3
Pendleton - IRO	214	4	0	0	1	1
Westville - WCA	309	36	6	0	23	5
Wabash Valley - WVA	194	2	0	0	0	2
<b>Total</b>	<b>1,562</b>	<b>65</b>	<b>6</b>	<b>0</b>	<b>24</b>	<b>15</b>

**Re-Entry & Work Release - Adult MALE**

Bartholomew Co. Re-Entry	8	12	0	0	0	0
Chain O'Lakes Re-Entry	16	1	0	0	0	0
Duvall Center Re-Entry	27	13	0	0	0	0
Lake Co. Re-Entry	3	7	0	0	0	0
South Bend Re-Entry	169	3	0	0	0	0
VOA/Hope Hall Re-Entry	16	4	0	0	0	0
Starke Co. PI - TC	24	0	24	0	0	0
<b>Total</b>	<b>263</b>	<b>40</b>	<b>24</b>	<b>0</b>	<b>0</b>	<b>0</b>

**Medium Security - Adult MALE**

	<b>October Ending Count</b>	<b>General Population Vacancies</b>	<b>Programs &amp; Treatment Vacancies</b>	<b>Segregation &amp; Infirmery Vacancies</b>	<b>Down Beds</b>	<b>Held Beds</b>
Branchville	1,355	85	38	7	0	0
Correctional Industrial	1,405	72	0	4	2	12
Indiana State Prison ISO	373	10	0	0	0	2
Plainfield	1,502	21	0	15	156	2
Putnamville	2,161	27	0	0	321	1
Heritage Trail	859	4	0	0	0	5
Westville	2,470	37	106	28	278	22
New Castle	2,363	15	13	23	2	15
<b>Total</b>	<b>12,488</b>	<b>271</b>	<b>157</b>	<b>77</b>	<b>759</b>	<b>59</b>



Table 1 (Cont.)

<b>Maximum Security - Adult MALE</b>
--------------------------------------

	October Ending Count	General Population Vacancies	Programs & Treatment Vacancies	Segregation & Infirmery Vacancies	Down Beds	Held Beds
Miami	2,846	98	6	2	20	12
Indiana State Prison	1,994	29	15	8	2	19
Pendleton	1,409	21	1	8	5	5
Pendleton Treatment Unit	187	0	24	0	3	0
ISR Secure Housing Unit	65	0	0	1	3	0
Reception Diag. Center	610	56	0	0	29	0
New Castle Annex	425	11	0	28	19	3
New Castle Mental Health	114	0	12	0	1	1
WCU Secure Housing Unit	108	0	0	0	2	0
Wabash Valley	1,703	7	41	19	5	10
WVS Secure Housing Unit	178	0	0	8	29	1
<b>Total</b>	<b>9,639</b>	<b>222</b>	<b>99</b>	<b>74</b>	<b>118</b>	<b>51</b>

<b>Minumum Security &amp; Re-Entry - Adult FEMALE</b>
---

	October Ending Count	General Population Vacancies	Programs & Treatment Vacancies	Segregation & Infirmery Vacancies	Down Beds	Held Beds
Madison	606	99	0	0	0	1
Jefferson Co. Re-Entry	41	25	0	0	0	0
Crane House	28	17	0	0	0	0
Lake Co. Re-Entry	0	10	0	0	0	0
VOA/Evansville/Female	2	3	0	0	0	0
<b>Total</b>	<b>677</b>	<b>154</b>	<b>0</b>	<b>0</b>	<b>0</b>	<b>1</b>

<b>Medium Security - Adult FEMALE</b>
---------------------------------------

Rockville	980	8	44	9	0	0
<b>Total</b>	<b>980</b>	<b>8</b>	<b>44</b>	<b>9</b>	<b>0</b>	<b>0</b>

<b>Maximum Security - Adult FEMALE</b>
--

Women's Prison	689	22	8	2	0	6
Rockville Intake	207	5	0	0	0	0
<b>Total</b>	<b>896</b>	<b>27</b>	<b>8</b>	<b>2</b>	<b>0</b>	<b>6</b>

<b>JAIL BED COUNT</b>
-----------------------

Adult Male	185	N/A	N/A	N/A	N/A	N/A
Adult Female	27	N/A	N/A	N/A	N/A	N/A
<b>Total</b>	<b>212</b>					

Table 1 (Cont.)

<b>JUVENILE OFFENDERS</b>
---------------------------

**Juvenile Male**

	October Ending Count	General Population Vacancies	Programs & Treatment Vacancies	Segregation & Infirmery Vacancies	Down Beds	Held Beds
Logansport Juvenile Intake/Diagnostic Facility	15	69	0	8	0	0
North Central Juvenile Correctional Facility	124	50	0	0	0	0
Pendleton Juvenile Correctional Facility	218	159	0	8	0	6
<b>Total</b>	<b>357</b>	<b>278</b>	<b>0</b>	<b>16</b>	<b>0</b>	<b>6</b>

**Juvenile Female**

LaPorte Juvenile Correctional Facility	41	18	0	3	0	0
--	----	----	---	---	---	---

<b>TOTALS</b>
---------------

	October Ending Count	General Population Vacancies	Programs & Treatment Vacancies	Segregation & Infirmery Vacancies	Down Beds	Held Beds
GRAND TOTAL FOR ALL ADULT MALES (Includes Jail Bed Count and Contracted Beds)	24,137	598	286	151	901	125
TOTAL FOR ADULT MALES IDOC FACILITIES ONLY	23,874	562	262	151	901	125
GRAND TOTAL FOR ALL ADULT FEMALES (Includes Jail Bed Count and Contracted Beds)	2,580	189	52	11	0	7
TOTAL FOR ADULT FEMALES IDOC FACILITIES ONLY	2,523	134	52	11	0	7
TOTAL FOR JUVENILE MALES	357	278	0	16	0	6
TOTAL FOR JUVENILE FEMALES	41	18	0	3	0	0
<b>GRAND TOTAL FOR THE DEPARTMENT (Includes Jail Bed Count and Contracted Beds)</b>	<b>27,115</b>	<b>1,083</b>	<b>338</b>	<b>181</b>	<b>901</b>	<b>138</b>
<b>GRAND TOTAL FOR THE DEPARTMENT (Excludes Jail Bed Count and Contracted Beds)</b>	<b>26,795</b>	<b>992</b>	<b>314</b>	<b>181</b>	<b>901</b>	<b>138</b>

Sources: Planning Division Facility Body Count Report  
 Planning Division Juvenile Daily Count Report  
 OIS - Jail Bed Count  
 Operational Support Services - Vacancy Report

**Indiana Department of Correction**  
**Table 2**  
**Operational Capacity Compared to Population, by Facility**  
**November 1, 2018**

**Minimum Security - Adult MALE**

	Sep	Oct	Oct	Oct	Percent +/-
	Operational	Operational	Adjusted	Ending	Capacity
	Capacity	Capacity	Operational	Count	Capacity
			Capacity*		
Chain O'Lakes	123	123	122	105	-14%
Edinburgh	344	344	341	340	0%
Miami - MCA	204	204	204	202	-1%
New Castle - NCA	204	204	201	198	-1%
Pendleton - IRO	220	220	218	214	-2%
Westville - WCA	379	379	345	309	-10%
Wabash Valley - WVA	198	198	196	194	-1%
<b>Total</b>	<b>1,672</b>	<b>1,672</b>	<b>1,627</b>	<b>1,562</b>	<b>-4%</b>

**Re-Entry & Work Release - Adult MALE**

Bartholomew Co. Re-Entry	20	20	20	8	-60%
Chain O'Lakes Re-Entry	17	17	17	16	-6%
Duval Center Re-Entry	40	40	40	27	-33%
Lake Co. Re-Entry	10	10	10	3	-70%
South Bend Re-Entry	172	172	172	169	-2%
VOA/Hope Hall Re-Entry	20	20	20	16	-20%
Starke Co. PI - TC	48	48	24	24	0%
<b>Total</b>	<b>327</b>	<b>327</b>	<b>303</b>	<b>263</b>	<b>-13%</b>

**Medium Security - Adult MALE**

Branchville	1,485	1,485	1,440	1,355	-6%
Correctional Industrial	1,495	1,495	1,477	1,405	-5%
Indiana State Prison ISO	385	385	383	373	-3%
Plainfield	1,696	1,696	1,523	1,502	-1%
Putnamville	2,510	2,510	2,188	2,161	-1%
Heritage Trail	868	868	863	859	0%
Westville	2,941	2,941	2,507	2,470	-1%
New Castle	<u>2,431</u>	<u>2,431</u>	<u>2,378</u>	<u>2,363</u>	<u>-1%</u>
<b>Total</b>	<b>13,811</b>	<b>13,811</b>	<b>12,759</b>	<b>12,488</b>	<b>-2%</b>

Table 2 (Cont.)

<b>Maximum Security - Adult MALE</b>					
--------------------------------------	--	--	--	--	--

	Sep Operational Capacity	Oct Operational Capacity	Oct Adjusted Operational Capacity*	Oct Ending Count	Percent +/- Capacity
Miami	2,984	2,984	2,944	2,846	-3%
Indiana State Prison	2,067	2,067	2,012	1,994	-1%
Pendleton	1,449	1,449	1,430	1,409	-1%
Pendleton Treatment Unit	214	214	187	187	0%
ISR Secure Housing Unit	69	69	65	65	0%
Reception Diag. Center	695	695	610	610	0%
New Castle Annex	486	486	436	425	-3%
New Castle Mental Health	128	128	114	114	0%
WCU Secure Housing Unit	110	110	108	108	0%
Wabash Valley	1,785	1,785	1,710	1,703	0%
WVS Secure Housing Unit	<u>216</u>	<u>216</u>	<u>178</u>	<u>178</u>	<u>0%</u>
<b>Total</b>	<b>10,203</b>	<b>10,203</b>	<b>9,794</b>	<b>9,639</b>	<b>-2%</b>

<b>Minumum Security &amp; Re-Entry - Adult FEMALE</b>					
---	--	--	--	--	--

Madison	706	706	705	606	-14%
Jefferson Co. Re-Entry	66	66	66	41	-38%
Crane House	45	45	45	28	-38%
Lake Co. Re-Entry	10	10	10	0	-100%
VOA/Evansville/Female	<u>5</u>	<u>5</u>	<u>5</u>	<u>2</u>	<u>-60%</u>
<b>Total</b>	<b>832</b>	<b>832</b>	<b>831</b>	<b>677</b>	<b>-19%</b>

<b>Medium Security - Adult FEMALE</b>					
---------------------------------------	--	--	--	--	--

Rockville	<u>1,041</u>	<u>1,041</u>	<u>988</u>	980	-1%
<b>Total</b>	<b>1,041</b>	<b>1,041</b>	<b>988</b>	<b>980</b>	<b>-1%</b>

<b>Maximum Security - Adult FEMALE</b>					
--	--	--	--	--	--

Women's Prison	727	727	711	689	-3%
Rockville Intake	<u>212</u>	<u>212</u>	207	207	0%
<b>Total</b>	<b>939</b>	<b>939</b>	<b>918</b>	<b>896</b>	<b>-2%</b>

<b>JAIL BED COUNT**</b>					
-------------------------	--	--	--	--	--

Adult Male	231	185	231	231	0%
Adult Female	<u>39</u>	<u>27</u>	<u>39</u>	<u>39</u>	<u>0%</u>
<b>Total</b>	<b>270</b>	<b>212</b>	<b>270</b>	<b>270</b>	<b>0%</b>

<b>JUVENILE OFFENDERS</b>					
---------------------------	--	--	--	--	--

	Juvenile Male				
Logansport Juvenile Intake/Diagnostic Facility	92	92	15	15	0%
North Central Juvenile Correctional Facility	174	174	174	124	-29%
Pendleton Juvenile Correctional Facility	<u>391</u>	<u>391</u>	<u>377</u>	218	<u>-42%</u>
<b>Total</b>	<b>657</b>	<b>657</b>	<b>566</b>	<b>357</b>	<b>-37%</b>

Table 2 (Cont.)

### Juvenile Female

	Sep	Oct	Oct	Oct	
	Operational	Operational	Adjusted	Ending	Percent +/-
	Capacity	Capacity	Operational	Count	Capacity
			Capacity*		
LaPorte Juvenile Correctional Facility	62	62	59	41	-31%

<b>TOTALS</b>					
	Sep	Oct	Oct	Oct	
	Operational	Operational	Adjusted	Ending	Percent +/-
	Capacity	Capacity	Operational	Count	Capacity
			Capacity*		
GRAND TOTAL FOR ALL ADULT MALES (Includes Jail Bed Count and Contracted Beds)	26,244	26,198	24,714	24,183	-2%
TOTAL FOR ADULT MALES IDOC FACILITIES ONLY	25,686	25,875	24,369	23,874	-2%
GRAND TOTAL FOR ALL ADULT FEMALES (Includes Jail Bed Count and Contracted Beds)	2,851	2,839	2,776	2,592	-7%
TOTAL FOR ADULT FEMALES IDOC FACILITIES ONLY	2,752	2,752	2,677	2,523	-6%
TOTAL FOR JUVENILE MALES	657	657	566	357	-37%
TOTAL FOR JUVENILE FEMALES	62	62	59	41	-31%
<b>GRAND TOTAL FOR THE DEPARTMENT</b> <b>(Includes Jail Bed Count** and Contracted Beds)</b>	<b>29,814</b>	<b>29,756</b>	<b>28,115</b>	<b>27,173</b>	<b>-3%</b>
<b>GRAND TOTAL FOR THE DEPARTMENT</b> <b>(Excludes Jail Bed Count and Contracted Beds)</b>	<b>29,157</b>	<b>29,346</b>	<b>27,671</b>	<b>26,795</b>	<b>-3%</b>

\*Adjusted Operational Capacity includes Intake Beds and excludes Down, Held, and Segregation/Infirmary, and Program/Treatment Hold Beds.

\*\*Jail Bed Counts - IDOC offender Jail Bed holding is demand-based, therefore Jail Bed Percent Capacity is always 0%. Jail Bed Operational Capacity is determined by each county's availability and fluctuates from month to month.

Sources: Planning Division Facility Body Count Report  
 Planning Division Juvenile Daily Count Report  
 OIS - Jail Bed Count  
 Operational Support Services - Vacancy Report

**Indiana Department of Correction**  
**Table 3**  
**Facility Population on the First Day of Each Month**  
**(Excludes County Jail "Back-ups" & Contracted Beds)**

<b><u>2017</u></b>	<b><u>Adult Male</u></b>	<b><u>Adult Female</u></b>	<b><u>Juvenile Male</u></b>	<b><u>Juvenile Female</u></b>	<b><u>Total</u></b>
January	22,939	2,106	364	45	25,454
February	22,847	2,132	359	39	25,377
March	22,893	2,142	352	38	25,425
April	23,034	2,150	368	37	25,589
May	22,982	2,164	385	35	25,566
June	23,001	2,207	378	36	25,622
July	23,056	2,216	402	38	25,712
August	23,101	2,224	391	36	25,752
September	23,231	2,292	385	35	25,943
October	23,379	2,305	382	36	26,102
November	23,290	2,331	357	33	26,011
December	23,583	2,315	369	38	26,305

<b><u>2018</u></b>	<b><u>Adult Male</u></b>	<b><u>Adult Female</u></b>	<b><u>Juvenile Male</u></b>	<b><u>Juvenile Female</u></b>	<b><u>Total</u></b>
January	23,290	2,345	354	40	26,029
February	23,273	2,356	372	47	26,048
March	23,364	2,395	394	45	26,198
April	23,505	2,414	395	48	26,362
May	23,506	2,443	387	43	26,379
June	23,719	2,466	394	40	26,619
July	23,794	2,447	379	29	26,649
August	23,677	2,442	377	35	26,531
September	23,738	2,502	373	32	26,645
October	23,788	2,505	375	39	26,707
November	23,874	2,523	357	41	26,795

Source: Research Division Juvenile Daily Count Report

**Indiana Department of Correction**  
**Table 4**  
**Parole Caseload on November 06, 2018**

<u>Parole District</u>	<b>Indiana Parolees</b>		<b>Other Jurisdiction</b>		<u>Total</u>
	<u>Adult Male</u>	<u>Adult Female</u>	<u>Adult Male</u>	<u>Adult Female</u>	
	<i>Interstate Compact (PD0)*</i>	412	50	471	
	<b><u>District Supervision Breakdown as follows:</u></b>				
Re-Entry Parole (PD1)	308	46	36	3	393
Fort Wayne (PD2)	641	67	41	3	752
Indianapolis (PD3)	1336	116	74	6	1,532
Evansville (P4A)	410	34	49	7	500
Terre Haute (P4B)	438	35	26	3	502
Bloomington (PD5)	281	28	29	3	341
Gary (PD6)	440	34	67	7	548
New Castle (PD7)	570	80	40	3	693
South Bend (PD8)	640	53	72	8	773
Madison (PD9)	302	61	37	10	410
<b>Total</b>	<b>5,778</b>	<b>604</b>	<b>471</b>	<b>53</b>	<b>6,906</b>

**Total Parole Population on the First Day of Each Month**

<u>Calendar Year 2018</u>	<b>Indiana Parolees</b>		<b>Other Jurisdiction</b>		<u>Total</u>
	<u>Adult Male</u>	<u>Adult Female</u>	<u>Adult Male</u>	<u>Adult Female</u>	
	January	6,398	686	482	
February	6,398	686	513	58	7,655
March	6,327	687	514	55	7,583
April	6,288	678	490	52	7,508
May	6,225	654	494	58	7,431
June	6,122	652	510	56	7,340
July	6,046	654	497	53	7,250
August	6,012	638	506	55	7,211
September	5,941	621	508	57	7,127
October	5,860	608	493	56	7,017
November	5,778	604	471	53	6,906

\* Includes Indiana parolees who are serving their parole in another state, as well as offenders from other States being supervised in Indiana (Interstate Compact)

Sources: Juvenile Services  
Parole Division



# Adult Offender Statistics





**Indiana Department of Correction**  
**Table 5**  
**Monthly Admissions and Releases- Adult Offenders**  
(Includes County Jail "Back-ups" & Contracted Beds)  
**October 2018**

<b>Admissions</b>	<b>Male</b>	<b>Female</b>	<b>Total</b>
New Commitments	463	63	526
Parole Violators - New Commits	31	0	31
Parole Violators - Technical	151	15	166
Unsentenced (Safekeepers)	4	0	4
Return from Esc - Sec/NonSec Facility	0	0	0
Return from Escape - Non-Secure Facility	2	1	3
Return from Escape - CTP Absconds	0	0	0
Court Supervision Violators - New Commits	90	20	110
Court Supervision Violators - Technical	96	34	130
Return from CTP - New Commits	1	0	1
Return from CTP - Technical	17	4	21
Unknown (Missing Data)	0	0	0
<b>Total Admissions</b>	<b>855</b>	<b>137</b>	<b>992</b>

<b>Releases</b>	<b>Male</b>	<b>Female</b>	<b>Total</b>
Parole	396	46	442
Probation	213	51	264
Escape Secure Facility	0	0	0
Walk-Away - Non-Secure Facility	2	2	4
Discharged	66	12	78
Unsentenced Discharged	2	0	2
Other (i.e. Death)	5	0	5
Community Transition Program (CTP)	91	19	110
CTP Absconds	4	1	5
Unknown (Missing Data)	0	0	0
<b>Total Releases</b>	<b>779</b>	<b>131</b>	<b>910</b>

*Of the 463 new commitments of male felons, 251 (54.2%) had a prior commitment.*

*Of the 63 new commitments of female felons, 15 (23.8%) had a prior commitment.*

*Effective July 1, 1998, misdemeanants are to be committed to DOC only under special circumstances (IC 11-12-6)*

Sources: SAS-prsadm8.pgm, SAS - prisrel8.pgm

**Indiana Department of Correction  
Table 6  
New Admissions by County of Commitment - Adult Offenders**

October 2018

County	Felony Level											Total	County	Felony Level											Total		
	Murder	FA	FB	FC	FD	F1	F2	F3	F4	F5	F6			Other*	Murder	FA	FB	FC	FD	F1	F2	F3	F4	F5		F6	Other*
Adams	0	0	0	0	0	0	0	2	0	5	0	0	7	Madison	0	1	4	2	3	0	2	2	8	13	9	0	44
Allen	1	0	3	2	1	2	0	4	1	18	4	0	36	Marion	3	4	11	3	3	2	11	26	32	67	5	0	167
Bartholomew	0	0	0	0	0	0	0	0	1	5	3	0	9	Marshall	0	0	1	0	0	0	0	1	8	7	0	0	17
Benton	0	0	0	0	0	0	0	0	0	0	0	0	0	Martin	0	0	1	0	0	0	0	0	0	0	0	0	1
Blackford	0	0	0	0	0	0	0	0	0	0	0	2	2	Miami	0	0	0	0	0	0	0	0	0	0	0	0	0
Boone	0	0	0	0	0	0	0	0	0	1	1	0	2	Monroe	0	0	1	0	1	1	0	1	1	2	4	0	11
Brown	0	0	0	0	0	0	0	0	0	1	0	0	1	Montgomery	0	0	0	2	0	0	0	0	1	4	2	0	9
Carroll	0	0	0	0	0	0	0	0	0	1	2	0	3	Morgan	0	0	0	0	0	0	1	3	0	3	1	0	8
Cass	0	0	0	0	0	0	0	0	1	6	1	0	8	Newton	0	0	0	0	0	0	1	0	1	1	0	0	3
Clark	0	0	2	1	1	1	0	1	1	1	1	0	9	Noble	0	0	1	1	0	0	0	1	0	1	0	0	4
Clay	0	0	0	1	0	0	0	0	2	3	0	0	6	Ohio	0	0	0	1	0	0	0	0	1	1	0	1	4
Clinton	0	0	1	0	0	0	0	0	1	2	1	0	5	Orange	0	0	0	0	0	0	1	0	1	1	0	0	3
Crawford	0	0	0	0	0	0	0	0	0	0	0	0	0	Owen	0	0	0	0	0	0	0	0	1	0	0	0	1
Daviess	0	0	0	0	0	0	0	0	1	0	0	0	1	Parke	0	0	0	0	0	0	0	0	0	1	0	0	1
Dearborn	0	0	2	3	1	0	1	1	1	8	1	0	18	Perry	0	0	0	0	0	0	0	2	2	1	0	0	5
Decatur	0	0	2	1	1	0	0	1	1	2	0	0	7	Pike	0	0	0	0	0	0	0	0	0	0	0	0	0
DeKalb	0	0	0	0	0	0	0	0	1	4	1	0	6	Porter	0	0	0	0	0	0	0	0	1	0	0	0	1
Delaware	1	0	1	3	0	0	0	2	1	0	0	0	8	Posey	0	0	0	0	0	0	1	0	3	1	0	0	5
Dubois	0	0	0	0	0	0	0	0	0	0	1	0	1	Pulaski	0	0	0	0	0	0	0	0	1	0	0	0	1
Elkhart	0	2	2	0	0	0	2	4	0	8	8	0	26	Putnam	0	0	0	0	0	0	0	1	0	0	1	0	2
Fayette	0	0	0	0	0	0	0	0	1	3	1	0	5	Randolph	0	0	0	0	0	0	0	0	0	1	0	0	1
Floyd	0	0	0	0	0	0	0	0	0	1	0	0	1	Ripley	0	0	0	1	1	0	1	0	2	2	2	0	9
Fountain	0	0	0	0	0	0	0	0	0	1	0	0	1	Rush	0	0	0	0	0	0	0	0	1	2	0	0	3
Franklin	0	0	1	0	0	0	0	0	1	0	0	0	2	St. Joseph	0	0	2	2	0	0	0	2	1	4	2	0	13
Fulton	0	0	0	0	0	0	0	0	1	1	1	0	3	Scott	0	0	0	0	0	0	0	0	2	1	0	0	3
Gibson	0	0	0	0	0	0	0	0	0	3	0	0	3	Shelby	0	0	2	0	1	1	0	1	2	4	4	0	15
Grant	0	0	1	1	0	2	0	1	0	2	6	0	13	Spencer	0	0	0	0	0	0	0	0	0	1	0	0	1
Greene	0	0	1	0	0	0	1	0	3	5	0	0	10	Starke	1	0	0	0	0	0	0	0	0	0	1	0	2
Hamilton	0	0	0	0	1	0	1	3	4	5	1	0	15	Steuben	0	0	1	0	0	0	1	1	0	0	1	0	4
Hancock	0	0	0	0	0	0	0	0	2	2	0	0	4	Sullivan	0	0	0	0	0	0	0	0	1	0	0	0	1
Harrison	0	0	1	0	1	0	0	1	1	1	0	0	5	Switzerland	0	0	0	0	0	0	0	0	2	0	0	0	2
Hendricks	0	0	1	0	0	0	1	1	0	3	1	0	7	Tippecanoe	0	0	1	1	1	0	1	2	2	11	2	0	21
Henry	0	0	0	1	0	0	0	0	1	3	2	0	7	Tipton	0	0	0	0	1	0	0	0	0	0	0	0	1
Howard	0	0	2	0	0	0	0	3	1	2	1	0	9	Union	0	0	0	0	0	0	0	0	0	1	0	0	1
Huntington	0	0	1	0	0	0	0	0	1	2	0	0	4	Vanderburgh	1	1	0	0	0	0	1	5	2	18	8	0	36
Jackson	0	0	1	0	0	0	0	0	0	5	0	0	6	Vermillion	0	0	0	0	0	0	0	0	1	0	1	0	2
Jasper	0	0	1	0	0	0	0	0	1	3	0	0	5	Vigo	0	0	1	0	0	0	5	3	4	4	0	0	17
Jay	0	0	4	0	0	0	0	0	4	2	0	0	10	Wabash	0	0	0	0	0	0	0	0	0	4	0	0	4
Jefferson	0	0	1	0	0	0	0	0	1	2	0	0	4	Warren	0	0	0	0	0	0	0	0	0	0	1	0	1
Jennings	0	0	1	0	1	0	0	1	0	0	0	0	3	Warrick	0	0	0	0	0	0	1	1	1	0	0	0	3
Johnson	0	0	0	0	1	0	0	1	4	2	6	0	14	Washington	0	0	1	0	0	0	1	1	2	1	0	0	6
Knox	0	0	0	0	0	0	0	0	0	0	1	0	1	Wayne	0	0	0	0	0	0	0	1	2	3	0	0	6
Kosciusko	0	0	0	0	0	0	0	1	4	4	1	0	10	Wells	0	0	0	0	0	0	0	0	0	2	3	0	5
LaGrange	0	0	0	0	2	0	0	0	0	0	0	0	2	White	0	0	0	0	0	0	0	0	0	0	0	0	0
Lake	1	0	0	0	0	0	0	2	2	2	0	0	7	Whitley	0	0	0	1	0	0	0	0	0	2	1	0	4
LaPorte	0	0	0	0	0	1	1	1	3	1	0	0	7	Unknown	0	0	0	0	0	0	0	0	0	0	0	0	1
Lawrence	1	0	0	0	0	0	0	0	3	0	0	0	4	Totals	9	8	56	27	21	10	34	84	135	284	96	2	766

Data based on Most Serious Offense and includes only New- and Recommittments.

Parole violators are not included.

\*\*Other\* may include missing, habitual offense, contempt of court, or misdemeanor.

\*\*\*Unknown\* represents offenders who were sentenced to DOC, but County of Commitment data was unavailable.

Source: Prsadm7.pgm

**Indiana Department of Correction  
Table 7**

**Release Type by County of Commitment - Adult Offenders**

**October 2018**

County	Release Type				Total	County	Release Type				Total
	Parole	Probation	Discharged	CTP			Parole	Probation	Discharged	CTP	
Adams	1	1	0	1	3	Madison	16	13	3	10	42
Allen	19	18	2	12	51	Marion	117	47	16	14	194
Bartholomew	5	2	3	0	10	Marshall	4	2	0	1	7
Benton	0	0	0	0	0	Martin	2	0	1	0	3
Blackford	1	2	1	0	4	Miami	4	1	1	0	6
Boone	1	2	0	0	3	Monroe	5	4	0	3	12
Brown	1	1	0	0	2	Montgomery	5	1	0	3	9
Carroll	1	1	0	1	3	Morgan	3	0	0	0	3
Cass	5	1	0	2	8	Newton	2	1	0	0	3
Clark	5	7	0	0	12	Noble	3	3	0	0	6
Clay	0	1	1	2	4	Ohio	0	0	0	0	0
Clinton	2	8	1	1	12	Orange	3	1	0	0	4
Crawford	0	0	0	0	0	Owen	2	2	0	0	4
Daviess	3	2	0	1	6	Parke	0	0	0	0	0
Dearborn	5	7	1	0	13	Perry	2	1	1	0	4
Decatur	3	3	0	1	7	Pike	1	0	0	0	1
DeKalb	4	0	1	1	6	Porter	3	1	0	0	4
Delaware	9	2	0	1	12	Posey	0	0	1	1	2
Dubois	1	2	0	0	3	Pulaski	1	0	0	0	1
Elkhart	17	15	4	3	39	Putnam	1	1	0	0	2
Fayette	1	0	2	2	5	Randolph	1	0	1	0	2
Floyd	1	2	0	0	3	Ripley	3	7	0	0	10
Fountain	2	1	0	0	3	Rush	1	2	2	0	5
Franklin	1	4	1	0	6	St. Joseph	11	4	0	7	22
Fulton	1	0	0	0	1	Scott	6	1	0	0	7
Gibson	0	1	0	0	1	Shelby	4	5	0	3	12
Grant	1	4	1	3	9	Spencer	0	1	0	0	1
Greene	2	1	0	0	3	Starke	0	0	0	0	0
Hamilton	12	5	2	0	19	Steuben	0	0	1	2	3
Hancock	2	1	0	0	3	Sullivan	0	0	0	0	0
Harrison	1	1	0	0	2	Switzerland	1	0	0	1	2
Hendricks	4	6	2	1	13	Tippecanoe	7	12	1	5	25
Henry	4	3	0	1	8	Tipton	1	0	1	0	2
Howard	3	4	2	5	14	Union	2	0	0	0	2
Huntington	5	3	1	0	9	Vanderburgh	21	4	7	5	37
Jackson	8	2	0	0	10	Vermillion	2	0	0	0	2
Jasper	2	0	0	0	2	Vigo	8	0	1	2	11
Jay	3	1	1	0	5	Wabash	2	4	2	4	12
Jefferson	5	1	0	1	7	Warren	0	1	0	0	1
Jennings	1	1	1	0	3	Warrick	0	0	0	0	0
Johnson	14	3	1	1	19	Washington	2	4	0	0	6
Knox	2	0	0	0	2	Wayne	3	4	3	0	10
Kosciusko	6	2	2	0	10	Wells	3	0	2	1	6
LaGrange	2	1	1	1	5	White	0	0	0	1	1
Lake	18	5	2	4	29	Whitley	1	1	0	0	2
LaPorte	2	7	1	0	10	Unknown	1	0	2	0	3
Lawrence	2	2	0	2	6	<b>Totals</b>	<b>442</b>	<b>264</b>	<b>80</b>	<b>110</b>	<b>896</b>

This data excludes Temporary Moves, Safekeepers, Predispositions, Escapes, Deaths, releases from CTP and releases from Out of State Parole.

\*"Unknown" represents offenders who were sentenced to DOC, but County of Commitment data was unavailable.

Source: prisrel7.pgm

**Indiana Department of Correction**  
**Table 8**  
**The Number of Department of Correction Offenders**  
**Held in County Jails\***  
**October 29, 2018**

<u>County</u>	<u>Adult Male</u>	<u>Adult Female</u>	<u>County</u>	<u>Adult Male</u>	<u>Adult Female</u>	<u>County</u>	<u>Adult Male</u>	<u>Adult Female</u>
Adams	0	0	Hendricks	2	0	Pike	0	0
Allen	12	4	Henry**	0	0	Porter	2	0
Bartholomew	1	0	Howard	1	0	Posey	1	0
Benton	0	0	Huntington	1	0	Pulaski**	0	0
Blackford**	1	0	Jackson	2	0	Putnam**	3	0
Boone	0	0	Jasper	2	0	Randolph	0	0
Brown	1	0	Jay	2	0	Ripley	2	0
Carroll	1	0	Jefferson	0	0	Rush	0	0
Cass	2	3	Jennings	1	0	St. Joseph	5	1
Clark	4	0	Johnson	4	2	Scott	2	1
Clay	5	0	Knox**	0	1	Shelby	2	0
Clinton	2	0	Kosciusko	4	0	Spencer**	0	0
Crawford**	0	0	LaGrange	0	0	Starke	0	0
Daviess	3	1	Lake	14	1	Steuben	0	0
Dearborn	2	0	LaPorte	2	1	Sullivan	0	0
Decatur	1	0	Lawrence	1	0	Switzerland	1	1
DeKalb	0	0	Madison	3	2	Tippecanoe	4	1
Delaware	1	0	Marion	17	2	Tipton	1	0
Dubois	0	1	Marshall	2	1	Union	0	1
Elkhart	10	0	Martin	3	0	Vanderburgh	11	1
Fayette	1	0	Miami	5	0	Vermillion	1	0
Floyd	2	0	Monroe	3	0	Vigo	2	0
Fountain	0	0	Montgomery	0	1	Wabash	1	0
Franklin	0	0	Morgan	2	0	Warren	0	0
Fulton	2	0	Newton	0	0	Warrick	0	0
Gibson	4	0	Noble	2	0	Washington	1	0
Grant	5	1	Ohio	3	0	Wayne	1	0
Greene	1	0	Orange**	0	0	Wells**	2	0
Hamilton	3	0	Owen	0	0	White	0	0
Hancock	1	0	Parke	0	0	Whitley	0	0
Harrison**	0	0	Perry	2	0	<b>Total</b>	<b>185</b>	<b>27</b>

\* Data is based on known frequencies reported by the counties; some county data may be missing

\*\* County Jail Substance Abuse Programs

Source: Offender Movement□

**Indiana Department of Correction**  
**Table 9**  
**Community Transition Program**  
**Average Daily Populations**

<u>Month</u>	<u>2014</u>	<u>2015</u>	<u>2016</u>	<u>2017</u>	<u>2018</u>
January	521	457	518	465	392
February	511	442	480	475	402
March	492	468	492	475	411
April	470	529	518	481	441
May	496	549	499	487	443
June	504	539	469	481	398
July	494	539	491	445	386
August	475	559	496	421	395
September	479	538	509	400	387
October	484	564	478	385	384
November	482	528	470	389	
December	<u>475</u>	<u>522</u>	<u>461</u>	<u>372</u>	
<b>YEARLY AVERAGE</b>	<b>490</b>	<b>519</b>	<b>490</b>	<b>440</b>	<b>404</b>

Source: CTP Database and OIS Warmbody

**Indiana Department Of Correction**  
**Table 10**  
**Community Transition Program**  
**October 2018 Release Information (Felony Level A-D)**

<b>Total number of offenders eligible to be released =</b>		<b>244</b>
Felony A and B total =	181	
Felony C total =	53	
Felony D total =	7	
Murder =	3	
<b>Total number of offenders transitioned to counties for CTP =</b>		<b>53</b>
By default (lack of response from judge)		
Felony A or B =	0	
Felony C =	5	
Felony D =	0	
By approval by court order from judge		
Felony A or B =	40	
Felony C =	6	
Felony D =	2	
Murder =	0	
<b>Total number of offenders transitioned to counties then returned to DOC due to refusal (court ordered denial upon receipt of offender) =</b>		<b>0</b>
<b>Total number of court ordered denials =</b>		<b>143</b>
Felony A or B =	101	
Felony C =	38	
Felony D =	3	
Murder =	1	
<b>Total number of Felony A or B, or Murder denials by default (no response from judge) =</b>		<b>34</b>
<b>Total number of offenders who became ineligible after eligibility determined but prior to CTP commencement date (reasons include change in Earliest Possible Release Date, change in warrant status, released to probation or to parole, other miscellaneous) =</b>		<b>14</b>
Felony A or B =	8	
Felony C =	4	
Felony D =	2	
Murder =	0	

**Indiana Department Of Correction**  
**Table 10**  
**Community Transition Program**  
**October 2018 Release Information (Felony Level 1-6)**

<b>Total number of offenders eligible to be released =</b>		<b>213</b>
Felony 1 and 2 total =	3	
Felony 3 and 4 total =	61	
Felony 5 and 6 total =	149	
<b>Total number of offenders transitioned to counties for CTP =</b>		<b>51</b>
By default (lack of response from judge)		
Felony 1 and 2 total =	0	
Felony 3 and 4 total =	0	
Felony 5 and 6 total =	12	
By approval by court order from judge		
Felony 1 and 2 total =	0	
Felony 3 and 4 total =	15	
Felony 5 and 6 total =	24	
<b>Total number of offenders transitioned to counties then returned to DOC due to refusal (court ordered denial upon receipt of offender) =</b>		<b>0</b>
<b>Total number of court ordered denials =</b>		<b>133</b>
Felony 1 and 2 total =	2	
Felony 3 and 4 total =	28	
Felony 5 and 6 total =	103	
<b>Total number of Felony 1 or 2 denials by default (no response from judge) =</b>		<b>0</b>
<b>Total number of offenders who became ineligible after eligibility determined but prior to CTP commencement date (reasons include change in Earliest Possible Release Date, change in warrant status, released to probation or to parole, other miscellaneous) =</b>		<b>16</b>
Felony 1 and 2 total =	1	
Felony 3 and 4 total =	5	
Felony 5 and 6 total =	10	

Indiana Department of Correction  
Table 11  
Total Number of Felony Offenses  
Committed to the Indiana Department of Correction

October 2018

Felony Level	Primary Offense	Secondary Offense	Oct-18		This Calendar Year	
			SEX		SEX	
			F	M	F	M
Murder	Murder (35-42-1-1)		-	11	6	88
		Firearm Enhancement (35-50-2-11)	-	-	-	1
<b>Murder Total</b>			<b>0</b>	<b>11</b>	<b>6</b>	<b>89</b>

Felony Level	Primary Offense	Secondary Offense	Oct-18		This Calendar Year	
			SEX		SEX	
			F	M	F	M
A Felony	Arson (35-43-1-1)		-	-	-	2
	Burglary (35-43-2-1)		-	-	-	4
	Child Molesting (35-42-4-3)		-	4	6	57
	Criminal Deviate Conduct (35-42-4-2)		-	-	-	1
	Dealing Cocaine or Narcotic Drug (35-48-4-1)		-	2	1	34
	Dealing Methamphetamine (35-48-4-1.1)		-	1	5	9
	Dealing Sched I, II, or III Cntrld Sub (35-48-4-2)		-	-	-	13
	Possession of Cocaine or Narcotic Drug (35-48-4-6)		-	-	-	1
	Possession of Meth(35-48-4-6.1)		-	1	-	2
	Rape (35-42-4-1)		-	-	-	1
	Robbery (35-42-5-1)		-	-	-	1
	Voluntary Manslaughter (35-42-1-3)		-	-	1	-
<b>A Felony Total</b>			<b>0</b>	<b>8</b>	<b>13</b>	<b>125</b>

Felony Level	Primary Offense	Secondary Offense	Oct-18		This Calendar Year	
			SEX		SEX	
			F	M	F	M
B Felony	Aggravated Battery (35-42-2-1.5)		-	3	-	20
	Arson (35-43-1-1)		-	-	2	7
	Battery (35-42-2-1)		-	-	-	3
	Burglary (35-43-2-1)		-	7	7	169
	Carjacking (35-42-5-2)		-	-	-	6
	Child Molesting (35-42-4-3)		-	-	2	14
	Conspiracy (35-41-5-2)	Robbery (35-42-5-1)	-	-	-	1
	Criminal Confinement (35-42-3-3)		-	-	-	20
	Criminal Deviate Conduct (35-42-4-2)		-	1	-	1
	Dealing Cocaine or Narcotic Drug (35-48-4-1)		1	13	28	112
	Dealing Methamphetamine (35-48-4-1.1)		4	16	37	119
	Dealing Sched I, II, or III Cntrld Sub (35-48-4-2)		3	5	34	58
	Dealing Sched IV Cntrld Sub (35-48-4-3)		-	-	-	3
	Fail to Stop Accident w/Injury (9-26-1-1)		-	-	-	1
	Felon in Possession of a Firearm (35-47-4-5)		-	3	-	29
	Incest (35-46-1-3)		-	-	-	2
	Neglect of a Dependent (35-46-1-4)		-	-	2	4
	Operating Vehicle Intoxicated/Death (9-30-5-5)		-	-	-	3
	Possession Methamphetamine (35-48-4-6.1)		-	1	2	9
	Possession of Cocaine or Narcotic Drug (35-48-4-6)		-	-	3	9
	Prisoner Poss. Dang Device/Material (35-44-3-9.5)		-	-	-	1
	Rape (35-42-4-1)		-	-	-	7
	Robbery (35-42-5-1)		1	8	1	97
	Security Fraud (23-19-5-1)		-	-	-	4
	Sexual Misconduct with a Minor (35-42-4-9)		-	1	4	27
	Stalking (35-45-10-5)		-	-	-	1
	Vicarious Sexual Gratification (35-42-4-5)		-	-	1	-
<b>B Felony Total</b>			<b>9</b>	<b>58</b>	<b>123</b>	<b>727</b>

Felony Level	Primary Offense	Secondary Offense	Oct-18		This Calendar Year	
			SEX		SEX	
			F	M	F	M
C Felony	Assisting a Criminal (35-44-3-2)		-	-	-	1
	Attempt to Commit a Felony (35-41-5-1)	Robbery (35-42-5-1)	-	-	-	1
	Auto Theft, Receiving Stolen Parts (35-43-4-2.5)		-	2	-	5
	Battery (35-42-2-1)		1	1	4	26
	Battery by Bodily Waste (35-42-2-6)		-	-	1	1
	Burglary (35-43-2-1)		-	5	1	57
	Carrying Handgun w/o License (35-47-2-23)		-	1	-	2
	Check Fraud (35-43-5-12)		-	-	-	1
	Child Exploitation (35-42-4-4)		-	-	1	3
	Child Molesting (35-42-4-3)		-	3	1	36
	Child Solicitation (35-42-4-6)		-	-	-	1
	Corrupt Business Influence (35-45-6-2)		-	1	2	8
	Criminal Confinement (35-42-3-3)		-	-	1	3
	Criminal Gang Enhancement (35-50-2-15)		-	-	-	1



Felony Level	Primary Offense	Secondary Offense	Oct-18		This Calendar Year	
			SEX		SEX	
			F	M	F	M
C Felony (cont'd)	Criminal Recklessness (35-42-2-2)		-	-	-	5
	Dealing Cocaine or Narcotic Drug (35-48-4-1)		-	-	-	1
	Dealing Marijuana, Hash Oil, or Hashish (35-48-4-10)		-	1	-	2
	Dealing Sched IV Controlled Substance (35-48-4-3)		-	-	2	6
	Dealing/Poss. Look-Alike Subs (35-48-4-4.6)		-	-	1	1
	Escape/Failure to Return (35-44-3-5)		-	-	-	3
	Failure to Register as a Sex Offender (11-8-8-17)		-	-	-	1
	Firearm w/in One Mile of School (35-47-2-1)		-	-	-	6
	Forgery (35-43-5-2)		-	5	27	44
	Fraud on Financial Institution (35-43-5-8)		-	-	-	3
	Handgun Violation (35-47-2-7)		-	-	-	3
	Home Improvement Fraud (35-43-6-13)		-	-	-	1
	Intimidation (35-45-2-1)		-	1	-	9
	Maintain Common Nuisance (35-48-4-13)		-	-	-	1
	Neglect of a Dependent (35-46-1-4)		-	-	1	11
	Non-Support of Dependent Child (35-46-1-5)		-	1	5	35
	Obliterating Handgun I.D. (35-47-2-18)		-	-	-	1
	Operating Vehicle Intoxicated/Death (9-30-5-5)		-	-	-	1
	Operating Vehicle Intoxicated/Injury (9-30-5-4)		-	-	-	1
	Operating Vehicle w/Lifetime Suspension (9-30-10-17)		-	4	4	20
	Possession Methamphetamine (35-48-4-6.1)		-	1	4	3
	Possession of Cocaine or Narcotic Drug (35-48-4-6)		-	-	1	9
	Possession of Controlled Substance (35-48-4-7)		-	2	-	6
	Possession of Precursors (35-48-4-14.5)		-	-	2	3
	Possession/Use Legend Drug (16-42-19-27)		-	-	2	-
	Prisoner Poss. Dang Device/Material (35-44-3-9.5)		-	-	-	1
	Promoting Prostitution (35-45-4-4)		-	-	1	1
	Reckless Homicide (35-42-1-5)		-	-	-	1
	Resisting Law Enforcement (35-44.1-3-1)		-	-	-	1
	Robbery (35-42-5-1)		-	4	1	38
	Security Fraud (23-19-5-1)		-	-	-	1
	Security Sale Fraud (23-2-6-3)		-	-	-	1
	Sexual Battery (35-42-4-8)		-	-	-	2
	Sexual Misconduct with a Minor (35-42-4-9)		-	4	1	20
	Stalking (35-45-10-5)		-	1	-	1
	Trafficking with an Inmate (35-44-3-9)		-	2	2	2
	Welfare Fraud (35-43-5-7)		-	-	2	1
C Felony Total			1	39	67	392

Felony Level	Primary Offense	Secondary Offense	Oct-18		This Calendar Year	
			SEX		SEX	
			F	M	F	M
D Felony	Aiding, Inducing or Causing an Offense (35-41-2-4)	Theft, Receiving Stolen Property (35-43-4-2)	-	-	-	1
	Auto Theft, Receiving Stolen Parts (35-43-4-2.5)		-	-	1	8
	Battery (35-42-2-1)		-	1	1	9
	Battery by Bodily Waste (35-42-2-6)		-	-	-	2
	Burglary (35-43-2-1)		-	-	-	1
	Check Deception (35-43-5-5)		-	-	-	1
	Check Fraud (35-43-5-12)		-	-	-	1
	Child Exploitation (35-42-4-4)		-	-	-	2
	Child Pornography (35-42-4-4)		-	-	-	1
	Child Seduction (35-42-4-7)		-	-	-	1
	Child Solicitation (35-42-4-6)		-	-	-	2
	Controlled Substance Registration (35-48-4-14)		-	-	-	2
	Conversion (35-43-4-3)		-	-	-	1
	Criminal Confinement (35-42-3-3)		-	-	-	3
	Criminal Mischief (35-43-1-2)		-	1	-	1
	Criminal Recklessness (35-42-2-2)		-	1	1	10
	Dealing Marijuana, Hash Oil, or Hashish (35-48-4-10)		-	-	-	7
	Dealing Subs. Represent as Cntrl'd Subs. (35-48-4-4.5)		-	-	-	2
	Dealing/Poss. Look-Alike Subs (35-48-4-11.5)		-	-	-	1
	Dissemination of Matter Harmful to Minor (35-49-3-3)		-	-	1	-
	Domestic Battery (35-42-2-1.3)		-	-	-	10
	Driving While Suspended/Oper Veh HTV (9-30-10-16)		-	2	1	14
	Dump Controlled Substance Waste (38-48-4-4.1)		-	1	-	2
	Fail to Stop Accident w/Injury (9-26-1-1)		-	-	-	2
	Failure to Register as a Sex Offender (11-8-8-17)		-	-	-	2
	Failure to Return to Lawful Detention (35-44-3-5)		-	1	2	8
	Failure to Warn Comm Disease (35-42-1-9)		-	-	-	1
	Forgery, Counterfeit (35-43-5-2)		-	-	1	2
	Fraud (35-43-5-4)		-	-	1	7
	Habitual Offender Substance Abuse (35-50-2-10)		-	-	-	1
	Identity Deception (35-43-5-3.5)		-	-	1	2
	Intimidation (35-45-2-1)		-	3	-	7
	Invasion of Privacy (35-46-1-15.1)		-	-	-	1
	Maintaining a Common Nuisance (35-48-4-13)		1	1	6	11
	Neglect of a Dependent (35-46-1-4)		-	1	4	3
	Non-Support of a Child (35-46-1-5)		1	2	4	34
	Obstruction of Justice (35-44-3-4)		-	1	-	2

Felony Level	Primary Offense	Secondary Offense	Oct-18		This Calendar Year	
			SEX		SEX	
			F	M	F	M
D Felony (cont'd)	Operating Vehicle Intox-Prior (9-30-5-3)		-	2	2	15
	Operating Vehicle Intoxicated-Endanger (9-30-5-2)		-	1	-	7
	Perjury (35-44-2-1)		-	-	-	1
	Pointing a Firearm (35-47-4-3)		-	-	-	3
	Poss. of Marijuana, Hash Oil, or Hashish (35-48-4-11)		1	1	1	19
	Possession - Syringe/Needle (16-42-19-18)		-	-	2	5
	Possession of Cocaine or Narcotic Drug (35-48-4-6)		-	-	6	15
	Possession of Controlled Substance (35-48-4-7)		-	3	5	20
	Possession of Meth(35-48-4-6.1)		-	1	5	15
	Possession of Paraphernalia (35-48-4-8.3)		-	-	-	2
	Possession of Precursors (35-48-4-14.5)		-	1	7	13
	Possession/Use of Legend Drug (16-42-19-13)		-	-	-	2
	Residential Entry (35-43-2-1.5)		-	1	1	2
	Resisting Law Enforcement (35-44-3-3)		-	1	1	18
	Resisting Law Enforcement, Vehicle (35-44.1-3-1A)		-	-	-	1
	Sexual Battery (35-42-4-8)		-	-	-	3
	Sexual Misconduct with a Minor (35-42-4-9)		-	-	-	2
	Stalking (35-45-10-5)		-	-	-	1
	Strangulation (35-42-2-9)		-	-	-	4
	Theft, Receiving Stolen Property (35-43-4-2)		1	13	30	135
Vicarious Sexual Gratification (35-42-4-5)		-	-	-	1	
Violation-1935 Firearms (35-47-5-4.1)		-	-	-	2	
Welfare Fraud (35-43-5-7)		-	-	-	1	
<b>D Felony Total</b>			<b>4</b>	<b>39</b>	<b>84</b>	<b>452</b>

Felony Level	Primary Offense	Secondary Offense	Oct-18		This Calendar Year	
			SEX		SEX	
			F	M	F	M
Level 1 Felony	Aggravated Battery (35-42-2-1.5)		-	-	1	-
	Aiding, Inducing or Causing an Offense (35-41-2-4)	Child Molesting (35-42-4-3)	1	-	1	-
		Murder (35-42-1-1)	-	-	-	4
	Attempt to Commit a Felony (35-41-5-1)	Child Molesting (35-42-4-3)	-	-	-	3
		Murder (35-42-1-1)	-	2	7	41
	Burglary (35-43-2-1)		-	-	1	5
	Child Molesting (35-42-4-3)		-	5	1	92
	Conspiracy (35-41-5-2)		-	-	-	1
		Murder (35-42-1-1)	-	-	1	1
	Neglect of a Dependent/Death (35-46-1-4)		-	-	2	3
	Rape (35-42-4-1)		-	3	-	27
Sex Misconduct w/ Minor (35-42-4-9)		-	-	-	1	
<b>Level 1 Felony Total</b>			<b>1</b>	<b>10</b>	<b>14</b>	<b>178</b>

Felony Level	Primary Offense	Secondary Offense	Oct-18		This Calendar Year	
			SEX		SEX	
			F	M	F	M
Level 2 Felony	Aiding, Inducing or Causing an Offense (35-41-2-4)	Dealing Methamphetamine (35-48-4-1.1)	-	-	1	-
		Robbery (35-42-5-1)	-	-	-	1
	Arson (35-43-1-1)		-	-	-	1
	Attempt to Commit a Felony (35-41-5-1)	Burglary (35-43-2-1)	-	1	-	4
		Dealing Methamphetamine (35-48-4-1.1)	-	-	1	-
		Robbery (35-42-5-1)	-	-	2	3
		Voluntary Manslaughter (35-42-1-3)	1	-	2	-
	Battery (35-42-2-1)		-	-	-	1
	Burglary (35-43-2-1)		-	2	2	38
	Child Molesting (35-42-4-3)		-	-	-	1
	Conspiracy (35-41-5-2)	Burglary (35-43-2-1)	1	1	1	5
		Deal Sched 1,2,3 Sub (35-48-4-2)	-	-	-	1
		Dealing Cocaine or Narcotic Drug (35-48-4-1)	-	-	-	1
		Dealing Methamphetamine (35-48-4-1.1)	-	1	2	6
		Murder (35-42-1-1)	-	-	-	1
		Robbery (35-42-5-1)	-	-	-	1
	Criminal Confinement (35-42-3-3)		-	-	-	4
	Dealing Cocaine or Narcotic Drug (35-48-4-1)		-	6	5	103
	Dealing Methamphetamine (35-48-4-1.1)		2	20	34	152
	Dealing Sched I, II, or III Cntrld Sub (35-48-4-2)		-	-	1	2
	Habitual Offender (35-50-2-8)		-	-	1	-
	Possession - Destruct Device (35-47.5-5-2)		-	1	-	5
	Robbery (35-42-5-1)		1	2	2	30
Voluntary Manslaughter (35-42-1-3)		-	-	6	16	
<b>Level 2 Felony Total</b>			<b>5</b>	<b>34</b>	<b>60</b>	<b>376</b>

Felony Level	Primary Offense	Secondary Offense	Oct-18		This Calendar Year	
			SEX		SEX	
			F	M	F	M
Level 3 Felony	Accident/Failure to Stop-Serious Inj/Death (9-26-1-1.1)		-	-	-	6
	Aggravated Battery (35-42-2-1.5)		1	11	6	93

Felony Level	Primary Offense	Secondary Offense	Oct-18		This Calendar Year	
			SEX		SEX	
			F	M	F	M
Level 3 Felony (cont'd)		Firearm Enhancement (35-50-2-11)	-	-	-	1
	Aiding, Inducing or Causing an Offense (35-41-2-4)	Criminal Confinement (35-42-3-3)	-	-	8	-
		Dealing Methamphetamine (35-48-4-1.1)	1	-	1	-
		Robbery (35-42-5-1)	1	-	8	7
	Attempt to Commit a Felony (35-41-5-1)	Aggravated Battery (35-42-2-1.5)	-	1	-	4
		Child Molesting (35-42-4-3)	-	-	-	1
		Dealing Methamphetamine (35-48-4-1.1)	-	-	-	1
		Rape (35-42-4-1)	-	-	-	4
		Robbery (35-42-5-1)	-	3	4	28
	Battery (35-42-2-1)		-	1	4	12
	Burglary (35-43-2-1)		-	1	1	13
	Child Molesting (35-42-4-3)		-	6	-	39
	Conspiracy (35-41-5-2)	Burglary (35-43-2-1)	-	1	-	1
		Criminal Confinement (35-42-3-3)	-	-	-	1
		Dealing Methamphetamine (35-48-4-1.1)	-	-	3	2
		Robbery (35-42-5-1)	1	4	6	14
	Criminal Confinement (35-42-3-3)		-	11	6	65
		Firearm Enhancement (35-50-2-11)	-	-	-	1
	Criminal Gang Enhancement (35-50-2-15)		-	-	-	2
	Dealing Cocaine or Narcotic Drug (35-48-4-1)		-	11	7	78
	Dealing Methamphetamine (35-48-4-1.1)		1	10	29	81
	Dealing Sched I, II, or III Cntrld Sub (35-48-4-2)		1	-	2	3
	Dealing Sched IV Cntrld Sub (35-48-4-3)		-	-	1	-
	Domestic Battery SBI Under 14 (35-42-2-1.3A)		-	-	-	2
	Human Sexual Trafficking (35-42-3.5-1)		-	1	-	2
	Kidnapping (35-42-3-2)		-	2	-	16
	Manufacturing Meth (35-48-4-1.2)		-	-	-	1
	Neglect of a Dependent/Death (35-46-1-4)		-	-	10	17
	Possession of Cocaine or Narcotic Drug (35-48-4-6)		1	2	3	13
	Possession of Meth (35-48-4-6.1)		2	5	11	32
	Rape (35-42-4-1)		-	1	1	35
	Resisting Law Enforcement (35-44.1-3-1)		-	-	1	3
	Robbery (35-42-5-1)		1	37	22	338
Level 3 Felony Total			10	108	134	916

Felony Level	Primary Offense	Secondary Offense	Oct-18		This Calendar Year	
			SEX		SEX	
			F	M	F	M
Level 4 Felony	Aiding, Inducing or Causing an Offense (35-41-2-4)	Burglary (35-43-2-1)	-	1	4	6
		Child Molesting (35-42-4-3)	-	-	1	-
		Dealing Methamphetamine (35-48-4-1.1)	-	-	-	1
	Arson (35-43-1-1)		-	5	3	26
	Attempt to Commit a Felony (35-41-5-1)	Arson (35-43-1-1)	1	-	2	-
		Burglary (35-43-2-1)	-	1	-	5
		Child Molesting (35-42-4-3)	-	-	-	3
		Conspiracy (35-41-5-2)	-	-	-	1
		Dealing Methamphetamine (35-48-4-1.1)	-	-	-	1
		Sexual Misconduct with a Minor (35-42-4-9)	-	-	-	1
	Burglary (35-43-2-1)		10	40	62	375
	Child Exploitation (35-42-4-4)		-	2	-	8
	Child Molesting (35-42-4-3)		-	8	2	121
	Child Solicitation (35-42-4-6)		-	-	-	7
	Conspiracy (35-41-5-2)	Arson (35-43-1-1)	-	-	-	1
		Burglary (35-43-2-1)	-	-	2	4
		Conspiracy (35-41-5-2)	-	-	1	1
		Dealing Cocaine or Narcotic Drug (35-48-4-1)	-	-	-	2
		Dealing Methamphetamine (35-48-4-1.1)	-	-	1	7
		Dealing Sched 1,2,3 Sub (35-48-4-2)	-	-	-	1
	Dealing Cocaine or Narcotic Drug (35-48-4-1)		-	14	17	123
	Dealing Methamphetamine (35-48-4-1.1)		9	28	53	165
	Dealing Sched I, II, or III Cntrld Sub (35-48-4-2)		1	1	5	4
	Dealing Sched IV Controlled Substance (35-48-4-3)		-	-	-	1
	Escape 35-44.1-3-4		-	-	-	1
	Felon Fraud in Offer (23-19-5-1)		-	-	-	1
	Felon in Possession of a Firearm (35-47-4-5)		-	28	2	259
	Human Sexual Trafficking (35-42-3.5-1)		-	-	-	1
	Incest (35-46-1-3)		1	1	1	5
	Manufacturing Meth (35-48-4-1.2)		-	1	1	7
	Operating Vehicle Intoxicated/Death (9-30-5-5)		-	1	5	11
		Habitual Offender Controlled Substance (35-50-2-10)	-	-	-	2
	Pharmacy Robbery (35-42-5-1(b))		-	-	-	2
	Possession of Cocaine or Narcotic Drug (35-48-4-6)		-	1	1	28
	Possession of Dangerous Device (35-44.1-3-7)		-	1	-	3
	Possession of Meth (35-48-4-6.1)		5	7	18	58
	Robbery (35-42-5-1(1))		-	-	-	1
	Sexual Battery (35-42-4-8)		-	-	-	5
	Sexual Misconduct with a Minor (35-42-4-9)		1	4	6	54
	Stalking (35-45-10-5)		-	-	-	1
Level 4 Felony Total			28	144	187	1303

Felony Level	Primary Offense	Secondary Offense	Oct-18		This Calendar Year	
			SEX		SEX	
			F	M	F	M
Level 5 Felony	Accident/Failure to Stop-Serious Inj/Death (9-26-1-8)		-	-	1	3
	Aiding, Inducing or Causing an Offense (35-41-2-4)	Battery (35-42-2-1)	-	-	1	-
		Burglary (35-43-2-1)	-	1	1	6
		Criminal Confinement (35-42-3-3)	-	1	-	1
		Dealing Cocaine or Narcotic Drug (35-48-4-1)	-	1	1	1
		Dealing Methamphetamine (35-48-4-1.1)	-	1	-	1
		Dealing in Methamphetamine (35-48-4-1.1)	1	-	4	4
		Domestic Battery w/ Prev Conv (35-42-2-1.3)	-	1	-	1
		Robbery (35-42-5-1)	-	-	-	1
		Trafficking with an Inmate (35-44.1-3-5)	-	-	-	1
	Assisting a Criminal (35-44.1-2-5)		2	-	4	3
	Attempt to Commit a Felony (35-41-5-1)	Battery (35-42-2-1)	-	1	-	4
		Burglary (35-43-2-1)	-	1	-	6
		Child Exploitation (35-42-4-4)	-	-	-	1
		Criminal Recklessness (35-42-2-2)	-	-	-	1
		Escape (35-44.1-3-4)	-	-	3	2
		Fraud on Financial Institution (35-43-5-8)	-	1	-	3
		Obstruction of Justice (35-44-3-4)	-	-	-	1
		Robbery (35-42-5-1)	1	2	5	15
		Sexual Misconduct with a Minor (35-42-4-9)	-	-	-	1
		Theft, Recv Stolen Prop (35-43-4-2)	-	-	-	1
		Trafficking with an Inmate (35-44.1-3-5)	-	-	2	1
	Auto Theft, Receiving Stolen Parts (35-43-4-2.5)		-	1	-	19
	Battery (35-42-2-1)		7	38	52	379
	Burglary (35-43-2-1)		2	41	23	353
	Check Deception (35-43-5-5)		-	1	-	1
	Child Exploitation (35-42-4-4)		-	4	-	29
	Child Pornography (35-42-4-4(C))		-	-	-	31
	Child Possession of a Firearm (35-47-10-5)		-	-	-	7
	Child Seduction (35-42-4-7)		-	-	2	2
	Child Solicitation (35-42-4-6)		-	1	-	16
	Conspiracy (35-41-5-2)	Battery (35-42-2-1)	-	-	1	-
		Burglary (35-43-2-1)	-	-	1	5
		Dealing Cocaine or Narcotic Drug (35-48-4-1)	-	-	7	-
		Dealing in Methamphetamine (35-48-4-1.1)	-	-	2	9
		Fraud on Financial Institution (35-43-5-8)	-	-	1	4
		Robbery (35-42-5-1)	1	-	2	2
		Trafficking with an Inmate (35-44.1-3-5)	-	-	2	4
	Controlled Substance Registration (35-48-4-14)		1	-	2	-
	Conversion (35-43-4-3)		-	1	-	2
	Corrupt Business Influence (35-45-6-2)		2	4	12	25
	Criminal Confinement (35-42-3-3)		-	12	1	70
	Criminal Recklessness (35-42-2-2)		-	1	2	40
	DWS/Oper Veh HTV (9-30-19-16)		-	-	-	1
	Dealing Cocaine or Narcotic Drug (35-48-4-1)		2	19	41	153
	Dealing Marijuana, Hash Oil, or Hashish (35-48-4-10)		-	2	1	24
	Dealing Methamphetamine (35-48-4-1.1)		8	13	44	166
	Dealing Sched I, II, or III Cntrld Sub (35-48-4-2)		1	2	5	12
	Dealing Sched IV Cntrld Sub (35-48-4-3)		-	-	2	5
	Dealing in Methamphetamine (35-48-4-1.1)		5	12	60	174
	Dealing/Poss. Look-Alike Subs (35-48-4-4.6)		1	-	2	13
	Disarm/Attempt to Disarm an Officer (35-44.1-3-2)		-	1	1	5
	Domestic Battery (35-42-2-1.3)		-	17	6	155
	Escape (35-44.1-3-4)		2	14	17	60
	Fail to Stop Acc Death (9-26-1-1.1)		-	1	1	5
	Failure to Register as a Sex Offender (11-8-8-17)		-	10	5	80
	Felon Fraud in Offer (23-19-5-1)		-	-	-	1
	Firearm w/in One Mile of School (35-47-2-1)		2	26	14	325
	Fraud on Financial Institution (35-43-5-8)		1	7	14	50
	Incest (35-46-1-3)		-	-	-	8
	Interference w/ Medical Services (35-45-21-5)		1	-	1	-
	Intimidation (35-45-2-1)		-	15	7	104
	Involuntary Manslaughter (35-42-1-4)		-	-	-	4
	Kidnapping (35-42-3-2)		-	3	2	8
	Neglect of a Dependent/Death (35-46-1-4)		1	2	19	14
	Non-Support of Dependent Child (35-46-1-5)		-	2	-	11
	Obliterating Handgun I.D. (35-47-2-18)		-	3	-	9
	Obstruction of Justice (35-44.1-2-2)		-	2	-	5
	Oper Veh Aft Life Susp (9-30-10-17)		2	24	16	244
	Operating Vehicle Intox-Prior (9-30-5-3)		-	-	-	1
	Operating Vehicle Intoxicated/Death (9-30-5-5)		-	2	3	13
	Operating Vehicle Intoxicated/Injury (9-30-5-4)		-	-	6	10
	Possession - Destruct Device (35-47.5-5-2)		-	-	-	2
	Possession - Machine Gun or Bomb (35-47-5-8)		-	-	-	1
	Possession of Cocaine or Narcotic Drug 35-48-4-6		1	12	18	88
	Possession of Dangerous Device (35-44.1-3-7)		-	-	-	3
	Possession of Precursors (35-48-4-14.5)		-	-	1	3
	Possession of Syringes or Needles (16-42-19-18)		2	1	33	37
	Possession/Use of Legend Drug (16-42-19-13)		1	-	1	3
	Pred Job Near Child (35-42-7-10)		-	-	-	1
	Promoting Prostitution (35-45-4-4)		-	-	-	5

Felony Level	Primary Offense	Secondary Offense	Oct-18		This Calendar Year	
			SEX		SEX	
			F	M	F	M
Level 5 Felony (cont'd)	Reckless Homicide (35-42-1-5)		-	-	2	8
	Resisting Law Enforcement (35-44.1-3-1)		-	-	1	4
	Robbery (35-42-5-1)		1	10	13	118
	Sexual Misconduct with Service Provider (35.44.1-3-10)		-	-	-	1
	Sexual Misconduct with a Minor (35-42-4-9)		-	7	3	50
	Stalking (35-45-10-5)		-	2	-	12
	Terroristic Mischief (35-47-12-3)		-	1	-	1
	Theft, Receiving Stolen Property (35-43-4-2)		1	-	7	8
	Trafficking with an Inmate (35-44.1-3-5)		1	3	14	19
	Vicarious Sexual Gratification (35-42-4-5)		-	-	-	1
Level 5 Felony Total			50	327	492	3081

Felony Level	Primary Offense	Secondary Offense	Oct-18		This Calendar Year	
			SEX		SEX	
			F	M	F	M
Level 6 Felony	Abuse of a Corpse (35-45-11-2)		-	1	-	2
	Accident/Failure to Stop-Serious Inj/Death (9-26-1-8)		-	-	-	2
	Aiding in Manufacture of Sch II Cont Subst (35-48-4-2)		-	-	3	1
	Aiding, Inducing or Causing an Offense (35-41-2-4)	Pointing a Firearm (35-47-4-3)	-	-	1	-
		Possession of Meth (35-48-4-6.1)	-	-	-	1
		Theft, Receiving Stolen Property (35-43-4-2)	-	-	1	1
	Arson (35-43-1-1)		-	1	-	4
	Assisting a Criminal (35-44.1-2-5)		-	-	2	4
	Attempt to Commit a Felony (35-41-5-1)	Attempted/Obstruction of Justice (35-41-5-1)	-	1	-	2
		Auto Theft, Receiving Stolen Parts (35-43-4-2.5)	-	-	-	1
		Battery (35-42-2-1)	-	-	-	1
		Insurance Fraud (35-43-5-4.5)	-	-	-	2
		Residential Entry (35-43-2-1.5)	-	-	-	1
		Resisting Law Enforcement (35-44.1-3-1)	-	-	-	1
		Theft, Receiving Stolen Property (35-43-4-2)	-	-	-	1
	Auto Theft, Receiving Stolen Parts (35-43-4-2.5)		6	16	14	148
	Battery 35-42-2-1		3	8	18	92
	Check Deception (35-43-5-5)		-	-	1	1
	Check Fraud (35-43-5-12)		-	-	-	7
	Child Exploitation (35-42-4-4)		-	-	-	8
	Child Seduction (35-42-4-7)		-	-	1	-
	Conspiracy (35-41-5-2)	Battery (35-42-2-1)	-	-	-	1
		Forgery, Counterfeiting, Application Fraud (35-43-5-2)	-	-	-	1
		Perjury (35-44-2-1)	-	1	-	1
		Theft, Receiving Stolen Property (35-43-4-2)	-	-	-	1
	Contrib Delinquency (35-46-1-8)		-	-	-	1
	Controlled Substance Registration (35-48-4-14)		-	1	-	6
	Conversion (35-43-4-3)		-	-	-	2
	Criminal Confinement (35-42-3-3)		-	2	-	21
	Criminal Confinement (35-42-3-3)		1	13	7	130
	Criminal Gang Activity (35-45-9-3)		-	-	-	1
	Criminal Mischief (35-43-1-2)		-	3	-	5
	Criminal Recklessness (35-42-2-2)		-	6	12	55
	Criminal Trespass (35-43-2-2)		-	-	-	1
	Cruelty to Animals (35-46-3-12)		-	-	-	1
	Danger Comm Dis Carrier Int Fail to Warn (35-45-21-3)		-	-	-	2
	Dealing Marijuana, Hash Oil, or Hashish (35-48-4-10)		-	1	-	16
	Dealing Marijuana, Hash Oil, or Hashish (35-48-4-2A-1)		-	-	1	2
	Dealing Sched I, II, or III Cntrl Sub (35-48-4-2(A))		-	-	-	3
	Dealing Sched IV Cntrl Sub (35-48-4-3)		-	-	1	5
	Dealing Subs. Represent as Cntrl Subs. (35-48-4-4.5)		-	-	-	2
	Dealing/Poss. Look-Alike Subs (35-48-4-10.5)		-	1	2	14
	Dealing/Poss. Look-Alike Subs (35-48-4-11.5)		-	10	1	30
	Dissemination of Matter Harmful to Minor (35-49-3-3)		-	-	-	1
	Escape 35-44.1-3-4		4	17	54	214
	Exploitation Endangering Adult (35-46-1-12)		-	-	1	-
	Fail to Reg Sex Off (11-8-8-17)		-	-	1	23
	Fail to Remit Money (6-3-4-8)		-	-	-	1
	Failure to Appear (35-44.1-2-9)		-	-	3	7
	Failure to Return to Acc Result Serious Inj (9-26-1-1(2))		-	-	1	2
	Forgery, Counterfeiting, Application Fraud (35-43-5-2)		2	7	17	49
	Habitual Offender (35-50-2-8)		-	-	1	-
	Home Improvement Fraud (35-43-6-12)		-	-	-	1
	Identity Deception (35-43-5-3.5)		-	1	8	10
	Inappropriate Comm w/ Child by Off w/ Prior (35-42-4-13)		-	-	-	1
	Insurance Fraud (35-43-5-4.5)		2	4	12	28
	Intimidation (35-45-2-1)		1	13	7	77
	Invasion of Privacy (35-46-1-15.1)		-	2	3	38
	Kidnapping (35-42-3-2)		-	-	-	3
	Legend Drug by Fraud (16-42-19-16)		-	-	-	1
	Maintain Common Nuisance (35-45-2-1(c))		2	-	12	28
	Maintaining Common Nuisance (35-48-4-13)		-	1	13	44
	Malicious Mischief Body F/W (35-45-16-2(c))		-	-	-	4

Felony Level	Primary Offense	Secondary Offense	Oct-18		This Calendar Year		
			SEX		SEX		
			F	M	F	M	
Level 6 Felony (cont'd)	Neglect of a Dependent/Death (35-46-1-4)		4	6	28	28	
	Non-Support of Dependent Child (35-46-1-5)		-	-	1	14	
	Obstruction of Justice (35-44.1-2-2)		-	3	2	25	
	Oper Vehicle-Intox-Prev Conv (9-30-5-3)		-	2	8	21	
		Habitual Offender Controlled Substance (35-50-2-10)		-	-	-	8
	Operating Vehicle Intoxicated-Contrld Sub (9-30-5-1)		-	3	3	10	
		Habitual Offender Controlled Substance (35-50-2-10)		-	-	1	1
	Operating Vehicle Intoxicated-Endanger (9-30-5-2)		2	4	14	35	
		Habitual Offender Controlled Substance (35-50-2-10)		1	2	4	15
	Operating Vehicle Intoxicated/Injury (9-30-5-4)		-	1	1	16	
	Operating Vehicle-Habitual Violation (9-30-10-16)		-	7	12	42	
		Habitual Offender Controlled Substance (35-50-2-10)		-	-	-	2
	Pointing a Firearm (35-47-4-3)		-	2	1	22	
	Poss Anabolic Steroid (16-42-19-19)		-	-	-	2	
	Poss Precursors (35-48-4-14.5)		-	1	3	14	
	Poss of Hoax Device (35-47.5-5-6)		-	-	-	1	
	Possession - Firearm-School Property (35-47-9-2)		-	-	-	1	
	Possession Sched IV Contrld Sub w/in 1,000 ft (35-48-4-7)		-	1	1	14	
	Possession of Child Pornography (35-42-4-4(C))		-	-	-	3	
	Possession of Cocaine or Narcotic Drug (35-48-4-6)		3	12	45	129	
	Possession of Marijuana (35-48-4-11)		-	-	-	3	
	Possession of Meth(35-48-4-6.1)		7	28	109	304	
	Possession of Syringes or Needles (16-42-19-18)		13	15	102	213	
	Possession or Use of Legend Drug (16-42-19-13)		2	-	13	16	
	Prostitution (35-45-4-2)		-	-	1	-	
	Public Indecency (35-45-4-1)		-	-	-	2	
	Residential Entry (35-43-2-1.5)		2	6	14	53	
	Resisting Law Enforc (35-44.1-3-1)		2	17	18	180	
	Sale of Legend Drug (35-42-19-11)		-	-	-	1	
	Sex Offender Residency Restrictions (35-42-4-11)		-	-	-	1	
	Sex Offender without Identification (11-8-8-15)		-	1	-	3	
	Sexual Battery (35-42-4-8)		-	1	-	3	
	Sexual Conduct in Presence of a Minor (35-42-4-5c)		-	1	-	3	
	Sexual Misconduct with a Minor (35-42-4-9)		-	1	-	2	
	Stalking (35-45-10-5)		-	1	-	3	
	Strangulation (35-42-2-9)		-	4	1	52	
	Synthetic ID Deception (35-43-5-3.8)		-	1	5	7	
	Theft, Receiving Stolen Property (35-43-4-2)		8	41	87	331	
	<b>Level 6 Felony Total</b>			<b>65</b>	<b>271</b>	<b>672</b>	<b>2693</b>

Felony Level	Primary Offense	Secondary Offense	Oct-18		This Calendar Year	
			SEX		SEX	
			F	M	F	M
Habitual Offender	Firearm Enhancement (35-50-2-11)		-	-	-	1
	Habitual Offender (35-50-2-8)		-	1	-	11
	Habitual Offender Controlled Substance (35-50-2-10)		-	-	2	5
<b>Habitual Offender Total</b>			<b>0</b>	<b>1</b>	<b>2</b>	<b>17</b>

Grand Total	Oct-18		This Calendar Year	
	SEX		SEX	
	F	M	F	M
	173	1050	1854	10349

Note: Offense data may not be available for all offenders at the time this table was prepared.  
Only new commitments and probation violations are reported on this table.  
Parole and Community Transition Program violators are excluded on this table.  
Source: SAS - all.citations\_mso.pgm

Indiana Department of Correction  
 Table 12  
 Number of New Admissions by Most Serious Offense  
 Committed to the Indiana Department of Correction

October 2018

Felony Level	Primary Offense	Secondary Offense	Oct-18		This Calendar Year	
			SEX		SEX	
			F	M	F	M
A Felony	Arson (35-43-1-1)		-	-	-	2
	Burglary (35-43-2-1)		-	-	-	4
	Child Molesting (35-42-4-3)		-	3	2	32
	Dealing Cocaine or Narcotic Drug (35-48-4-1)		-	2	1	31
	Dealing Methamphetamine (35-48-4-1.1)		-	1	4	8
	Dealing Sched I, II, or III Cntrld Sub (35-48-4-2)		-	-	-	9
	Possession of Cocaine or Narcotic Drug (35-48-4-6)		-	-	-	1
	Possession of Meth(35-48-4-6.1)		-	1	-	2
	Robbery (35-42-5-1)		-	-	-	1
	Voluntary Manslaughter (35-42-1-3)		-	-	1	-
<b>A Felony Total</b>			<b>0</b>	<b>7</b>	<b>8</b>	<b>90</b>

Felony Level	Primary Offense	Secondary Offense	Oct-18		This Calendar Year		
			SEX		SEX		
			F	M	F	M	
B Felony	Aggravated Battery (35-42-2-1.5)		-	3	-	17	
	Arson (35-43-1-1)		-	-	2	5	
	Battery (35-42-2-1)		-	-	-	2	
	Burglary (35-43-2-1)		-	7	7	137	
	Carjacking (35-42-5-2)		-	-	-	5	
	Child Molesting (35-42-4-3)		-	-	1	10	
	Criminal Confinement (35-42-3-3)		-	-	-	7	
	Criminal Deviate Conduct (35-42-4-2)		-	1	-	1	
	Dealing Cocaine or Narcotic Drug (35-48-4-1)		1	11	22	89	
	Dealing Methamphetamine (35-48-4-1.1)		4	15	34	108	
	Dealing Sched I, II, or III Cntrld Sub (35-48-4-2)		2	2	28	43	
	Dealing Sched IV Cntrld Sub (35-48-4-3)		-	-	-	2	
	Fail to Stop Accident w/Injury (9-26-1-1)		-	-	-	1	
	Felon in Possession of a Firearm (35-47-4-5)		-	2	-	24	
	Incest (35-46-1-3)		-	-	-	1	
	Neglect of a Dependent (35-46-1-4)		-	-	2	3	
	Operating Vehicle Intoxicated/Death (9-30-5-5)		-	-	-	3	
	Possession Methamphetamine (35-48-4-6.1)		-	1	2	8	
	Possession of Cocaine or Narcotic Drug (35-48-4-6)		-	-	3	8	
	Prisoner Poss. Dang Device/Material (35-44-3-9.5)		-	-	-	1	
	Rape (35-42-4-1)		-	-	-	5	
	Robbery (35-42-5-1)		1	5	1	67	
	Security Fraud (23-19-5-1)		-	-	-	1	
	Sexual Misconduct with a Minor (35-42-4-9)		-	1	2	19	
	Stalking (35-45-10-5)		-	-	-	1	
	<b>B Felony Total</b>			<b>8</b>	<b>48</b>	<b>104</b>	<b>568</b>

Felony Level	Primary Offense	Secondary Offense	Oct-18		This Calendar Year	
			SEX		SEX	
			F	M	F	M
C Felony	Assisting a Criminal (35-44-3-2)		-	-	-	1
	Auto Theft, Receiving Stolen Parts (35-43-4-2.5)		-	2	-	3
	Battery (35-42-2-1)		1	-	4	21
	Battery by Bodily Waste (35-42-2-6)		-	-	1	1
	Burglary (35-43-2-1)		-	3	1	39
	Carrying Handgun w/o License (35-47-2-23)		-	1	-	2
	Child Exploitation (35-42-4-4)		-	-	-	2
	Child Molesting (35-42-4-3)		-	2	1	19
	Child Solicitation (35-42-4-6)		-	-	-	1
	Corrupt Business Influence (35-45-6-2)		-	1	2	7
	Criminal Confinement (35-42-3-3)		-	-	1	2
	Criminal Recklessness (35-42-2-2)		-	-	-	2
	Dealing Cocaine or Narcotic Drug (35-48-4-1)		-	-	-	1
	Dealing Marijuana, Hash Oil, or Hashish (35-48-4-10)		-	1	-	1
	Dealing Sched IV Controlled Substance (35-48-4-3)		-	-	2	3
	Dealing/Poss. Look-Alike Subs (35-48-4-4.6)		-	-	1	-
	Escape/Failure to Return (35-44-3-5)		-	-	-	3
	Failure to Register as a Sex Offender (11-8-8-17)		-	-	-	1
	Firearm w/in One Mile of School (35-47-2-1)		-	-	-	6
	Forgery (35-43-5-2)		-	3	17	27
	Fraud on Financial Institution (35-43-5-8)		-	-	-	3
	Handgun Violation (35-47-2-7)		-	-	-	3
	Home Improvement Fraud (35-43-6-13)		-	-	-	1
	Intimidation (35-45-2-1)		-	1	-	5
	Neglect of a Dependent (35-46-1-4)		-	-	1	6
	Non-Support of Dependent Child (35-46-1-5)		-	1	3	26
	Obliterating Handgun I.D. (35-47-2-18)		-	-	-	1

Felony Level	Primary Offense	Secondary Offense	Oct-18		This Calendar Year	
			SEX		SEX	
			F	M	F	M
C Felony (con'td)	Operating Vehicle Intoxicated/Death (9-30-5-5)		-	-	-	1
	Operating Vehicle Intoxicated/Injury (9-30-5-4)		-	-	-	1
	Operating Vehicle w/Lifetime Suspension (9-30-10-17)		-	4	4	18
	Possession Methamphetamine (35-48-4-6.1)		-	1	3	3
	Possession of Cocaine or Narcotic Drug (35-48-4-6)		-	-	-	4
	Possession of Controlled Substance (35-48-4-7)		-	1	-	4
	Possession of Precursors (35-48-4-14.5)		-	-	1	1
	Possession/Use Legend Drug (16-42-19-27)		-	-	1	-
	Promoting Prostitution (35-45-4-4)		-	-	1	1
	Robbery (35-42-5-1)		-	2	1	27
	Security Sale Fraud (23-2-6-3)		-	-	-	1
	Sexual Battery (35-42-4-8)		-	-	-	1
	Sexual Misconduct with a Minor (35-42-4-9)		-	1	-	14
	Stalking (35-45-10-5)		-	1	-	1
	Trafficking with an Inmate (35-44-3-9)		-	1	2	1
	Welfare Fraud (35-43-5-7)		-	-	2	1
C Felony Total			1	26	49	266

Felony Level	Primary Offense	Secondary Offense	Oct-18		This Calendar Year	
			SEX		SEX	
			F	M	F	M
D Felony	Auto Theft, Receiving Stolen Parts (35-43-4-2.5)		-	-	-	1
	Battery (35-42-2-1)		-	-	-	2
	Battery by Bodily Waste (35-42-2-6)		-	-	-	1
	Child Exploitation (35-42-4-4)		-	-	-	2
	Controlled Substance Registration (35-48-4-14)		-	-	-	1
	Conversion (35-43-4-3)		-	-	-	1
	Criminal Confinement (35-42-3-3)		-	-	-	1
	Criminal Mischief (35-43-1-2)		-	1	-	1
	Criminal Recklessness (35-42-2-2)		-	1	-	5
	Dealing Marijuana, Hash Oil, or Hashish (35-48-4-10)		-	-	-	4
	Dealing Subs. Represent as Cntrld Subs. (35-48-4-4.5)		-	-	-	1
	Dissemination of Matter Harmful to Minor (35-49-3-3)		-	-	1	-
	Domestic Battery (35-42-2-1.3)		-	-	-	6
	Driving While Suspended/Oper Veh HTV (9-30-10-16)		-	2	-	8
	Failure to Register as a Sex Offender (11-8-8-17)		-	-	-	1
	Failure to Return to Lawful Detention (35-44-3-5)		-	-	1	2
	Failure to Warn Comm Disease (35-42-1-9)		-	-	-	1
	Forgery, Counterfeit (35-43-5-2)		-	-	1	-
	Fraud (35-43-5-4)		-	-	-	2
	Identity Deception (35-43-5-3.5)		-	-	-	1
	Intimidation (35-45-2-1)		-	3	-	5
	Invasion of Privacy (35-46-1-15.1)		-	-	-	1
	Maintaining a Common Nuisance (35-48-4-13)		1	-	1	2
	Neglect of a Dependent (35-46-1-4)		-	-	-	1
	Non-Support of a Child (35-46-1-5)		1	2	3	15
	Obstruction of Justice (35-44-3-4)		-	-	-	1
	Operating Vehicle Intox-Prior (9-30-5-3)		-	1	2	9
	Operating Vehicle Intoxicated-Endanger (9-30-5-2)		-	1	-	5
	Poss. of Marijuana, Hash Oil, or Hashish (35-48-4-11)		-	1	-	9
	Possession - Syringe/Needle (16-42-19-18)		-	-	1	2
	Possession of Cocaine or Narcotic Drug (35-48-4-6)		-	-	1	5
	Possession of Controlled Substance (35-48-4-7)		-	1	3	4
	Possession of Meth(35-48-4-6.1)		-	-	2	3
	Possession of Precursors (35-48-4-14.5)		-	-	2	2
	Possession/Use of Legend Drug (16-42-19-13)		-	-	-	1
	Residential Entry (35-43-2-1.5)		-	-	1	-
	Resisting Law Enforcement (35-44-3-3)		-	1	-	7
	Resisting Law Enforcement, Vehicle (35-44.1-3-1A)		-	-	-	1
	Sexual Battery (35-42-4-8)		-	-	-	3
	Sexual Misconduct with a Minor (35-42-4-9)		-	-	-	1
	Stalking (35-45-10-5)		-	-	-	1
	Theft, Receiving Stolen Property (35-43-4-2)		1	4	16	44
	Violation-1935 Firearms (35-47-5-4.1)		-	-	-	1
	Welfare Fraud (35-43-5-7)		-	-	-	1
D Felony Total			3	18	35	165

Felony Level	Primary Offense	Secondary Offense	Oct-18		This Calendar Year	
			SEX		SEX	
			F	M	F	M
Level I Felony	Aggravated Battery (35-42-2-1.5)		-	-	1	-
	Aiding, Inducing or Causing an Offense (35-41-2-4)	Child Molesting (35-42-4-3)	1	-	1	-
		Murder (35-42-1-1)	-	-	-	3
	Attempt to Commit a Felony (35-41-5-1)	Child Molesting (35-42-4-3)	-	-	-	2
		Murder (35-42-1-1)	-	2	2	20
	Burglary (35-43-2-1)		-	-	1	4
	Child Molesting (35-42-4-3)		-	4	1	63
	Conspiracy (35-41-5-2)		-	-	-	1



Felony Level	Primary Offense	Secondary Offense	Oct-18		This Calendar Year	
			SEX		SEX	
			F	M	F	M
(cont'd)		Murder (35-42-1-1)	-	-	1	1
	Neglect of a Dependent/Death (35-46-1-4)		-	-	2	2
	Rape (35-42-4-1)		-	3	-	12
	Sex Misconduct w/ Minor (35-42-4-9)		-	-	-	1
<b>Level 1 Felony Total</b>			<b>1</b>	<b>9</b>	<b>9</b>	<b>109</b>

Felony Level	Primary Offense	Secondary Offense	Oct-18		This Calendar Year	
			SEX		SEX	
			F	M	F	M
Level 2 Felony	Aiding, Inducing or Causing an Offense (35-41-2-4)	Dealing Methamphetamine (35-48-4-1.1)	-	-	1	-
		Robbery (35-42-5-1)	-	-	-	1
	Attempt to Commit a Felony (35-41-5-1)	Burglary (35-43-2-1)	-	1	-	3
		Dealing Methamphetamine (35-48-4-1.1)	-	-	1	-
		Robbery (35-42-5-1)	-	-	2	2
		Voluntary Manslaughter (35-42-1-3)	1	-	2	-
	Battery (35-42-2-1)		-	-	-	1
	Burglary (35-43-2-1)		-	2	2	32
	Child Molesting (35-42-4-3)		-	-	-	1
	Conspiracy (35-41-5-2)	Burglary (35-43-2-1)	1	1	1	4
		Deal Sched 1,2,3 Sub (35-48-4-2)	-	-	-	1
		Dealing Cocaine or Narcotic Drug (35-48-4-1)	-	-	-	1
		Dealing Methamphetamine (35-48-4-1.1)	-	-	2	5
		Robbery (35-42-5-1)	-	-	-	1
	Criminal Confinement (35-42-3-3)		-	-	-	4
	Dealing Cocaine or Narcotic Drug (35-48-4-1)		-	6	5	87
	Dealing Methamphetamine (35-48-4-1.1)		1	18	32	137
	Dealing Sched I, II, or III Cntrld Sub (35-48-4-2)		-	-	1	2
	Possession - Destruct Device (35-47.5-5-2)		-	-	-	3
	Robbery (35-42-5-1)		1	2	2	27
	Voluntary Manslaughter (35-42-1-3)		-	-	6	16
<b>Level 2 Felony Total</b>			<b>4</b>	<b>30</b>	<b>57</b>	<b>328</b>

Felony Level	Primary Offense	Secondary Offense	Oct-18		This Calendar Year	
			SEX		SEX	
			F	M	F	M
Level 3 Felony	Accident/Failure to Stop-Serious Inj/Death (9-26-1-1.1)		-	-	-	6
	Aggravated Battery (35-42-2-1.5)	Firearm Enhancement (35-50-2-11)	1	10	6	86
		Criminal Confinement (35-42-3-3)	-	-	-	1
	Aiding, Inducing or Causing an Offense (35-41-2-4)	Dealing Methamphetamine (35-48-4-1.1)	1	-	1	-
		Robbery (35-42-5-1)	1	-	3	6
	Attempt to Commit a Felony (35-41-5-1)	Aggravated Battery (35-42-2-1.5)	-	1	-	2
		Dealing Methamphetamine (35-48-4-1.1)	-	-	-	1
		Rape (35-42-4-1)	-	-	-	4
		Robbery (35-42-5-1)	-	1	3	15
	Battery (35-42-2-1)		-	1	2	9
	Burglary (35-43-2-1)		-	1	1	12
	Child Molesting (35-42-4-3)		-	4	-	32
	Conspiracy (35-41-5-2)	Dealing Methamphetamine (35-48-4-1.1)	-	-	3	2
		Robbery (35-42-5-1)	1	4	2	9
	Criminal Confinement (35-42-3-3)		-	4	4	32
	Dealing Cocaine or Narcotic Drug (35-48-4-1)		-	8	5	58
	Dealing Methamphetamine (35-48-4-1.1)		-	10	27	69
	Dealing Sched I, II, or III Cntrld Sub (35-48-4-2)		1	-	2	2
	Dealing Sched IV Cntrld Sub (35-48-4-3)		-	-	1	-
	Domestic Battery SBI Under 14 (35-42-2-1.3A)		-	-	-	1
	Human Sexual Trafficking (35-42-3.5-1)		-	-	-	1
	Kidnapping (35-42-3-2)		-	2	-	9
	Manufacturing Meth (35-48-4-1.2)		-	-	-	1
	Neglect of a Dependent/Death (35-46-1-4)		-	-	6	11
	Possession of Cocaine or Narcotic Drug (35-48-4-6)		1	2	2	11
	Possession of Meth (35-48-4-6.1)		2	3	10	26
	Rape (35-42-4-1)		-	1	1	28
	Resisting Law Enforcement (35-44.1-3-1)		-	-	1	3
	Robbery (35-42-5-1)		1	23	18	228
<b>Level 3 Felony Total</b>			<b>9</b>	<b>75</b>	<b>99</b>	<b>665</b>

Felony Level	Primary Offense	Secondary Offense	Oct-18		This Calendar Year	
			SEX		SEX	
			F	M	F	M
Level 4 Felony	Aiding, Inducing or Causing an Offense (35-41-2-4)	Burglary (35-43-2-1)	-	-	3	5
		Child Molesting (35-42-4-3)	-	-	1	-
		Dealing Methamphetamine (35-48-4-1.1)	-	-	-	1
	Arson (35-43-1-1)		-	2	3	17
	Attempt to Commit a Felony (35-41-5-1)	Arson (35-43-1-1)	1	-	2	-
		Child Molesting (35-42-4-3)	-	-	-	1

Felony Level	Primary Offense	Secondary Offense	Oct-18		This Calendar Year		
			SEX		SEX		
			F	M	F	M	
Level 4 Felony (cont'd)		Conspiracy (35-41-5-2)	-	-	-	1	
		Dealing Methamphetamine (35-48-4-1.1)	-	-	-	1	
		Sexual Misconduct with a Minor (35-42-4-9)	-	-	-	1	
	Burglary (35-43-2-1)		10	35	50	330	
	Child Exploitation (35-42-4-4)		-	1	-	6	
	Child Molesting (35-42-4-3)		-	6	1	77	
	Child Solicitation (35-42-4-6)		-	-	-	5	
	Conspiracy (35-41-5-2)	Arson (35-43-1-1)	-	-	-	1	
		Burglary (35-43-2-1)	-	-	1	1	
		Conspiracy (35-41-5-2)	-	-	1	1	
		Dealing Cocaine or Narcotic Drug (35-48-4-1)	-	-	-	2	
		Dealing Methamphetamine (35-48-4-1.1)	-	-	1	7	
		Dealing Sched 1,2,3 Sub (35-48-4-2)	-	-	-	1	
	Dealing Cocaine or Narcotic Drug (35-48-4-1)		-	9	13	93	
	Dealing Methamphetamine (35-48-4-1.1)		9	24	44	134	
	Dealing Sched I, II, or III Cntrl'd Sub (35-48-4-2)		1	1	4	2	
	Escape 35-44.1-3-4		-	-	-	1	
	Felon Fraud in Offer (23-19-5-1)		-	-	-	1	
	Felon in Possession of a Firearm (35-47-4-5)		-	22	2	197	
	Human Sexual Trafficking (35-42-3.5-1)		-	-	-	1	
	Incest (35-46-1-3)		1	-	1	1	
	Manufacturing Meth (35-48-4-1.2)		-	1	1	7	
	Operating Vehicle Intoxicated/Death (9-30-5-5)		-	1	3	9	
		Habitual Offender Controlled Substance (35-50-2-10)	-	-	-	2	
	Pharmacy Robbery (35-42-5-1(b))		-	-	-	1	
	Possession of Cocaine or Narcotic Drug (35-48-4-6)		-	-	1	24	
	Possession of Dangerous Device (35-44.1-3-7)		-	-	-	1	
	Possession of Meth (35-48-4-6.1)		3	5	15	49	
	Robbery (35-42-5-1(1))		-	-	-	1	
	Sexual Battery (35-42-4-8)		-	-	-	5	
	Sexual Misconduct with a Minor (35-42-4-9)		1	2	6	37	
	Stalking (35-45-10-5)		-	-	-	1	
	<b>Level 4 Felony Total</b>			<b>26</b>	<b>109</b>	<b>153</b>	<b>1025</b>

Felony Level	Primary Offense	Secondary Offense	Oct-18		This Calendar Year	
			F	M	F	M
			Level 5 Felony	Accident/Failure to Stop-Serious Inj/Death (9-26-1-8)		-
Aiding, Inducing or Causing an Offense (35-41-2-4)	Battery (35-42-2-1)	-		-	1	-
	Burglary (35-43-2-1)	-		1	1	5
	Criminal Confinement (35-42-3-3)	-		1	-	1
	Dealing Cocaine or Narcotic Drug (35-48-4-1)	-		-	1	-
	Dealing Methamphetamine (35-48-4-1.1)	-		1	-	1
	Dealing in Methamphetamine (35-48-4-1.1)	1		-	4	3
Assisting a Criminal (35-44.1-2-5)		1		-	3	1
Attempt to Commit a Felony (35-41-5-1)	Battery (35-42-2-1)	-		1	-	3
	Burglary (35-43-2-1)	-		-	-	4
	Criminal Recklessness (35-42-2-2)	-		-	-	1
	Escape (35-44.1-3-4)	-		-	2	-
	Fraud on Financial Institution (35-43-5-8)	-		1	-	2
	Robbery (35-42-5-1)	-		-	4	10
	Sexual Misconduct with a Minor (35-42-4-9)	-		-	-	1
	Theft, Recv Stolen Prop (35-43-4-2)	-		-	-	1
	Trafficking with an Inmate (35-44.1-3-5)	-		-	1	1
Auto Theft, Receiving Stolen Parts (35-43-4-2.5)		-		1	-	16
Battery (35-42-2-1)		7		28	49	287
Burglary (35-43-2-1)		2		31	15	269
Check Deception (35-43-5-5)		-		1	-	1
Child Exploitation (35-42-4-4)		-		3	-	15
Child Pornography (35-42-4-4(C))		-		-	-	8
Child Possession of a Firearm (35-47-10-5)		-		-	-	6
Child Seduction (35-42-4-7)		-		-	2	2
Child Solicitation (35-42-4-6)		-		-	-	11
Conspiracy (35-41-5-2)	Battery (35-42-2-1)	-		-	1	-
	Burglary (35-43-2-1)	-		-	1	2
	Dealing Cocaine or Narcotic Drug (35-48-4-1)	-		-	1	-
	Dealing in Methamphetamine (35-48-4-1.1)	-		-	2	8
	Fraud on Financial Institution (35-43-5-8)	-		-	-	1
	Robbery (35-42-5-1)	1		-	2	2
	Trafficking with an Inmate (35-44.1-3-5)	-		-	2	4
Controlled Substance Registration (35-48-4-14)		1		-	2	-
Conversion (35-43-4-3)		-		1	-	2
Corrupt Business Influence (35-45-6-2)		-		3	10	22
Criminal Confinement (35-42-3-3)		-		8	1	55
Criminal Recklessness (35-42-2-2)		-		1	2	28
DWS/Oper Veh HTV (9-30-19-16)		-		-	-	1
Dealing Cocaine or Narcotic Drug (35-48-4-1)		1		12	31	100
Dealing Marijuana, Hash Oil, or Hashish (35-48-4-10)		-	1	1	16	
Dealing Methamphetamine (35-48-4-1.1)		7	11	39	132	
Dealing Sched I, II, or III Cntrl'd Sub (35-48-4-2)		1	1	4	10	
Dealing Sched IV Cntrl'd Sub (35-48-4-3)		-	-	1	1	

Felony Level	Primary Offense	Secondary Offense	Oct-18		This Calendar Year	
			SEX		SEX	
			F	M	F	M
Level 5 Felony (cont'd)	Dealing in Methamphetamine (35-48-4-1.1)		4	8	51	144
	Dealing/Poss. Look-Alike Subs (35-48-4-4.6)		1	-	2	12
	Disarm/Attempt to Disarm an Officer (35-44.1-3-2)		-	1	1	4
	Domestic Battery (35-42-2-1.3)		-	14	6	136
	Escape (35-44.1-3-4)		2	13	12	47
	Fail to Stop Acc Death (9-26-1-1.1)		-	1	1	4
	Failure to Register as a Sex Offender (11-8-8-17)		-	9	2	73
	Firearm w/in One Mile of School (35-47-2-1)		2	21	11	259
	Fraud on Financial Institution (35-43-5-8)		1	5	13	28
	Incest (35-46-1-3)		-	-	-	8
	Interference w/ Medical Services (35-45-21-5)		1	-	1	-
	Intimidation (35-45-2-1)		-	8	2	56
	Involuntary Manslaughter (35-42-1-4)		-	-	-	4
	Kidnapping (35-42-3-2)		-	2	1	5
	Neglect of a Dependent/Death (35-46-1-4)		-	1	11	4
	Non-Support of Dependent Child (35-46-1-5)		-	2	-	10
	Obliterating Handgun I.D. (35-47-2-18)		-	1	-	6
	Obstruction of Justice (35-44.1-2-2)		-	2	-	4
	Oper Veh Aft Life Susp (9-30-10-17)		2	18	15	206
	Operating Vehicle Intox-Prior (9-30-5-3)		-	-	-	1
	Operating Vehicle Intoxicated/Death (9-30-5-5)		-	2	3	11
	Operating Vehicle Intoxicated/Injury (9-30-5-4)		-	-	4	8
	Possession - Destruct Device (35-47.5-5-2)		-	-	-	1
	Possession - Machine Gun or Bomb (35-47-5-8)		-	-	-	1
	Possession of Cocaine or Narcotic Drug 35-48-4-6		1	8	15	64
	Possession of Dangerous Device (35-44.1-3-7)		-	-	-	2
	Possession of Precursors (35-48-4-14.5)		-	-	1	2
	Possession of Syringes or Needles (16-42-19-18)		2	1	31	30
	Possession/Use of Legend Drug (16-42-19-13)		1	-	1	3
	Pred Job Near Child (35-42-7-10)		-	-	-	1
	Promoting Prostitution (35-45-4-4)		-	-	-	5
	Reckless Homicide (35-42-1-5)		-	-	2	6
	Resisting Law Enforcement (35-44.1-3-1)		-	-	-	3
	Robbery (35-42-5-1)		1	8	13	89
	Sexual Misconduct with Service Provider (35.44.1-3-10)		-	-	-	1
	Sexual Misconduct with a Minor (35-42-4-9)		-	4	2	31
	Stalking (35-45-10-5)		-	2	-	10
	Terroristic Mischief (35-47-12-3)		-	1	-	1
	Theft, Receiving Stolen Property (35-43-4-2)		1	-	6	6
	Trafficking with an Inmate (35-44.1-3-5)		1	3	12	15
Vicarious Sexual Gratification (35-42-4-5)		-	-	-	1	
<b>Level 5 Felony Total</b>			<b>42</b>	<b>242</b>	<b>403</b>	<b>2338</b>

Felony Level	Primary Offense	Secondary Offense	Oct-18		This Calendar Year	
			SEX		SEX	
			F	M	F	M
Level 6 Felony	Aiding in Manufacture of Sch II Cont Subst (35-48-4-2)		-	-	1	-
	Aiding, Inducing or Causing an Offense (35-41-2-4)	Possession of Meth (35-48-4-6.1)	-	-	-	1
		Theft, Receiving Stolen Property (35-43-4-2)	-	-	-	1
	Arson (35-43-1-1)		-	1	-	1
	Assisting a Criminal (35-44.1-2-5)		-	-	2	-
	Attempt to Commit a Felony (35-41-5-1)	Auto Theft, Receiving Stolen Parts (35-43-4-2.5)	-	-	-	1
		Theft, Receiving Stolen Property (35-43-4-2)	-	-	-	1
	Auto Theft, Receiving Stolen Parts (35-43-4-2.5)		2	2	6	33
	Battery 35-42-2-1		1	2	7	26
	Check Fraud (35-43-5-12)		-	-	-	2
	Child Exploitation (35-42-4-4)		-	-	-	1
	Contrib Delinquency (35-46-1-8)		-	-	-	1
	Controlled Substance Registration (35-48-4-14)		-	1	-	2
	Criminal Confinement (35-42-3-3)		-	-	-	5
	Criminal Confinement (35-42-3-3)		1	2	4	37
	Criminal Mischief (35-43-1-2)		-	2	-	3
	Criminal Recklessness (35-42-2-2)		-	-	2	14
	Criminal Trespass (35-43-2-2)		-	-	-	1
	Dealing Marijuana, Hash Oil, or Hashish (35-48-4-10)		-	-	-	4
	Dealing Marijuana, Hash Oil, or Hashish (35-48-4-2A-1)		-	-	-	1
	Dealing Sched I, II, or III Cntrld Sub (35-48-4-2(A))		-	-	-	1
	Dealing Sched IV Cntrld Sub (35-48-4-3)		-	-	-	1
	Dealing/Poss. Look-Alike Subs (35-48-4-10.5)		-	-	-	3
	Dealing/Poss. Look-Alike Subs (35-48-4-11.5)		-	5	-	11
	Escape 35-44.1-3-4		1	7	21	59
	Fail to Reg Sex Off (11-8-8-17)		-	-	-	6
	Failure to Appear (35-44.1-2-9)		-	-	2	1
	Forgery, Counterfeiting, Application Fraud (35-43-5-2)		-	1	4	8
	Habitual Offender (35-50-2-8)		-	-	1	-
	Home Improvement Fraud (35-43-6-12)		-	-	-	1
	Identity Deception (35-43-5-3.5)		-	-	4	3
	Insurance Fraud (35-43-5-4.5)		-	1	2	9
Intimidation (35-45-2-1)		-	2	1	9	

Felony Level	Primary Offense	Secondary Offense	Oct-18		This Calendar Year	
			SEX		SEX	
			F	M	F	M
Level 6 Felony (cont'd)	Invasion of Privacy (35-46-1-15.1)		-	-	1	6
	Kidnapping (35-42-3-2)		-	-	-	1
	Maintain Common Nuisance (35-45-2-1(c))		-	-	-	2
	Maintaining Common Nuisance (35-48-4-13)		-	-	4	9
	Neglect of a Dependent/Death (35-46-1-4)		-	1	7	4
	Non-Support of Dependent Child (35-46-1-5)		-	-	1	7
	Obstruction of Justice (35-44.1-2-2)		-	-	1	4
	Oper Vehicle-Intox-Prev Conv (9-30-5-3)		-	1	3	9
		Habitual Offender Controlled Substance (35-50-2-10)	-	-	-	6
	Operating Vehicle Intoxicated-Contrlld Sub (9-30-5-1)		-	1	2	5
		Habitual Offender Controlled Substance (35-50-2-10)	-	-	-	1
	Operating Vehicle Intoxicated-Endanger (9-30-5-2)		1	1	8	15
		Habitual Offender Controlled Substance (35-50-2-10)	1	2	3	15
	Operating Vehicle-Habitual Violation (9-30-10-16)		-	2	3	9
		Habitual Offender Controlled Substance (35-50-2-10)	-	-	-	2
	Pointing a Firearm (35-47-4-3)		-	-	-	2
	Poss Precursors (35-48-4-14.5)		-	1	1	3
	Possession Sched IV Contrlld Sub w/in 1,000 ft (35-48-4-7)		-	-	-	2
	Possession of Cocaine or Narcotic Drug (35-48-4-6)		2	6	15	41
	Possession of Marijuana (35-48-4-11)		-	-	-	2
	Possession of Meth(35-48-4-6.1)		5	11	47	122
	Possession of Syringes or Needles (16-42-19-18)		2	2	19	34
	Possession or Use of Legend Drug (16-42-19-13)		1	-	1	4
	Prostitution (35-45-4-2)		-	-	1	-
	Residential Entry (35-43-2-1.5)		-	3	5	14
	Resisting Law Enforc (35-44.1-3-1)		-	4	4	29
	Sexual Misconduct with a Minor (35-42-4-9)		-	-	-	1
	Stalking (35-45-10-5)		-	-	-	2
	Strangulation (35-42-2-9)		-	1	-	12
	Synthetic ID Deception (35-43-5-3.8)		-	1	3	2
	Theft, Receiving Stolen Property (35-43-4-2)		6	10	45	110
Level 6 Felony Total			23	73	231	722

Felony Level	Primary Offense	Secondary Offense	Oct-18		This Calendar Year	
			SEX		SEX	
			F	M	F	M
Habitual Offender	Habitual Offender (35-50-2-8)		-	-	-	1
Habitual Offender Total			0	0	0	1

Felony Level	Primary Offense	Secondary Offense	Oct-18		This Calendar Year	
			SEX		SEX	
			F	M	F	M
Murder	Murder (35-42-1-1)		-	10	5	72
		Firearm Enhancement (35-50-2-11)	-	-	-	1
Murder Total			0	10	5	73

Grand Total			Oct-18		This Calendar Year	
			SEX		SEX	
			F	M	F	M
Grand Total			117	647	1153	6350

Note: Offense data may not be available for all offenders at the time this table was prepared.  
Only new commitments and probation violations are reported on this table.  
Parole and Community Transition Program violators are excluded on this table.  
Source: SAS - all.citations\_mso.pgm

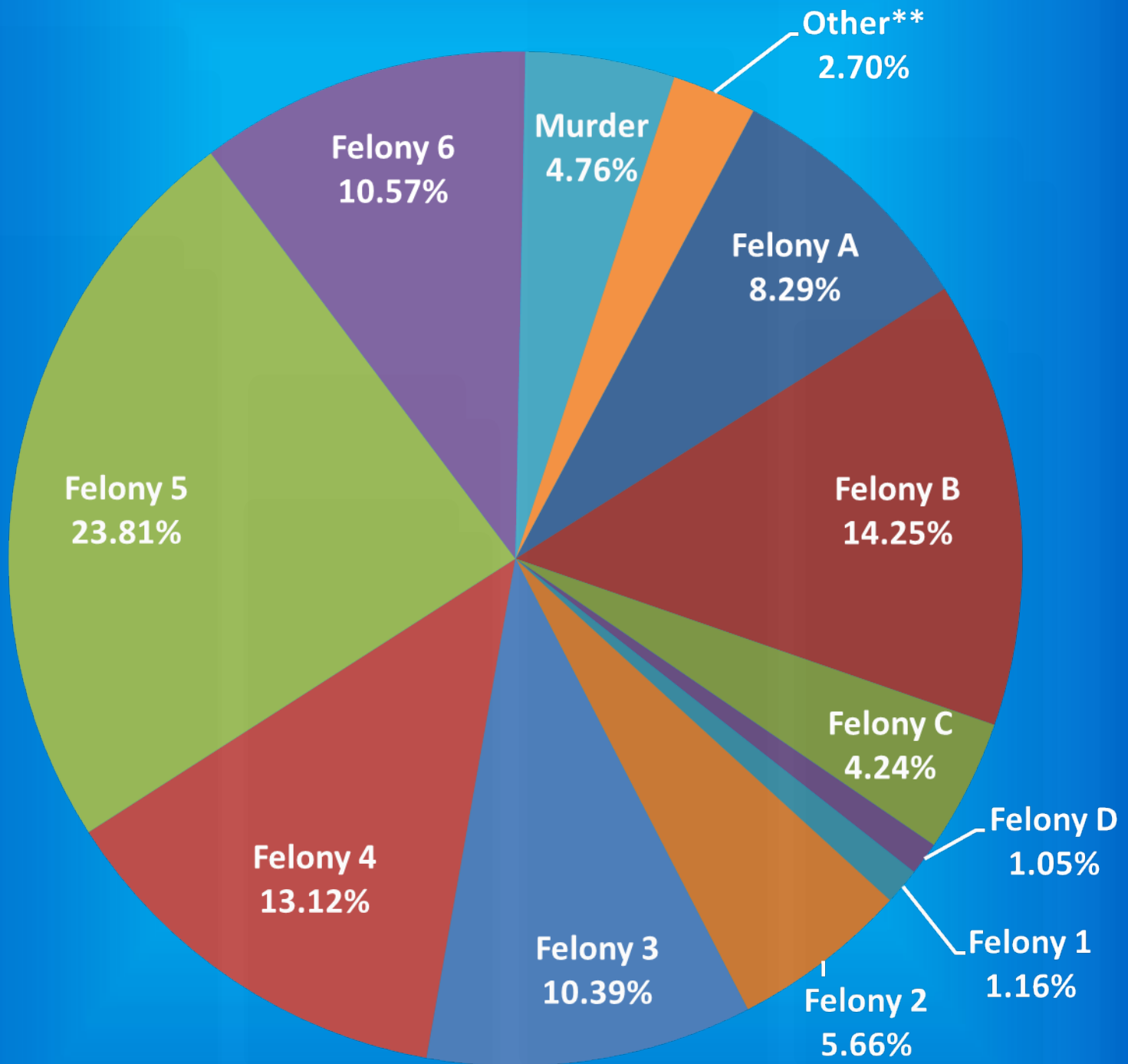
# Indiana Department of Correction

## Graph A

Female Population by Most Serious Offense Felony Level\*

November 01, 2018

N = 2,592



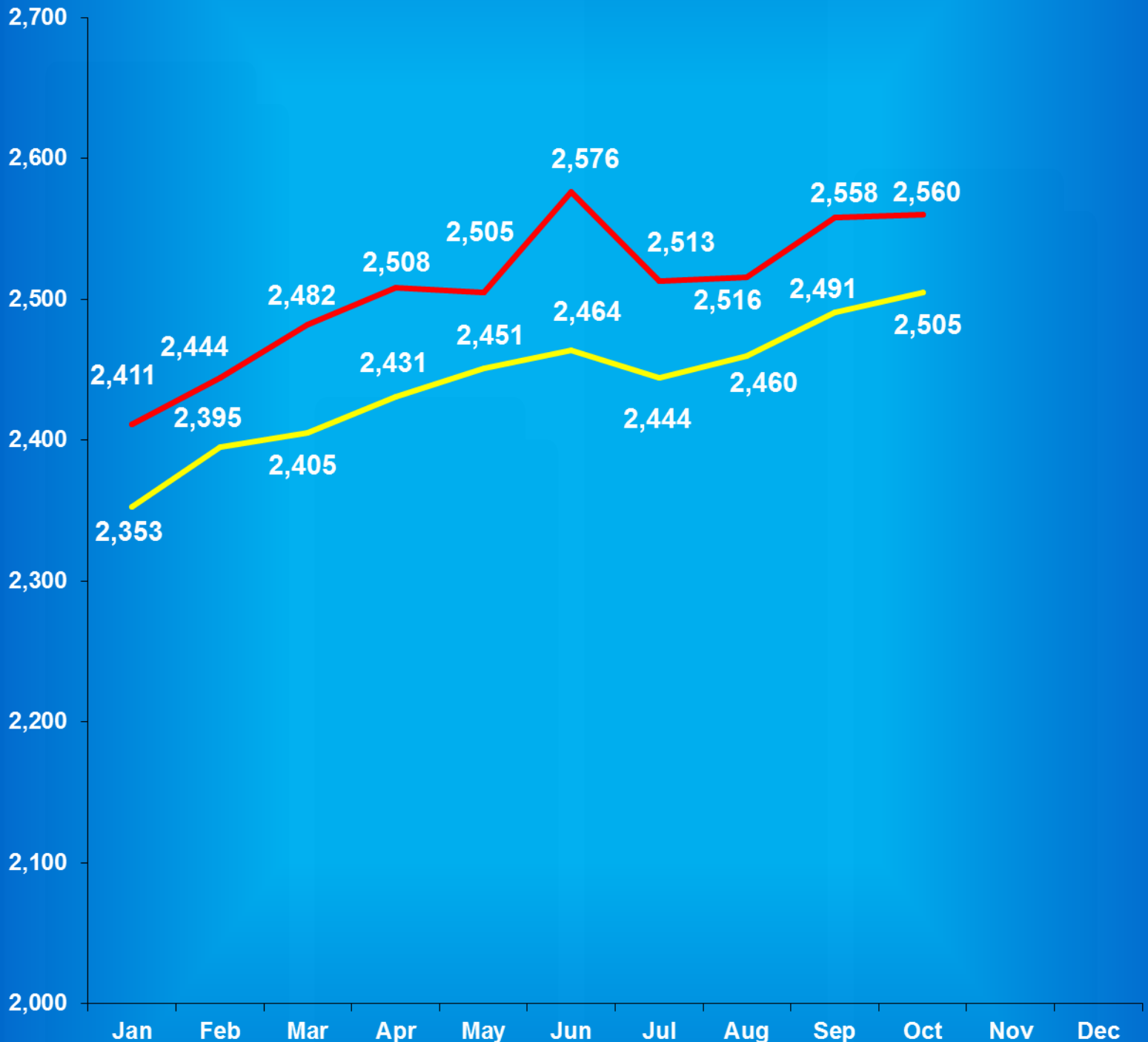
• Includes Offenders Held in County Jails and Contracted Beds

\*\* Other includes Safekeepers, Predispositions, Habitual Offenders, Misdemeanants, and Unknowns

# Indiana Department of Correction

## Graph B

### Average Daily Adult Female Offender Populations Calendar Year 2018



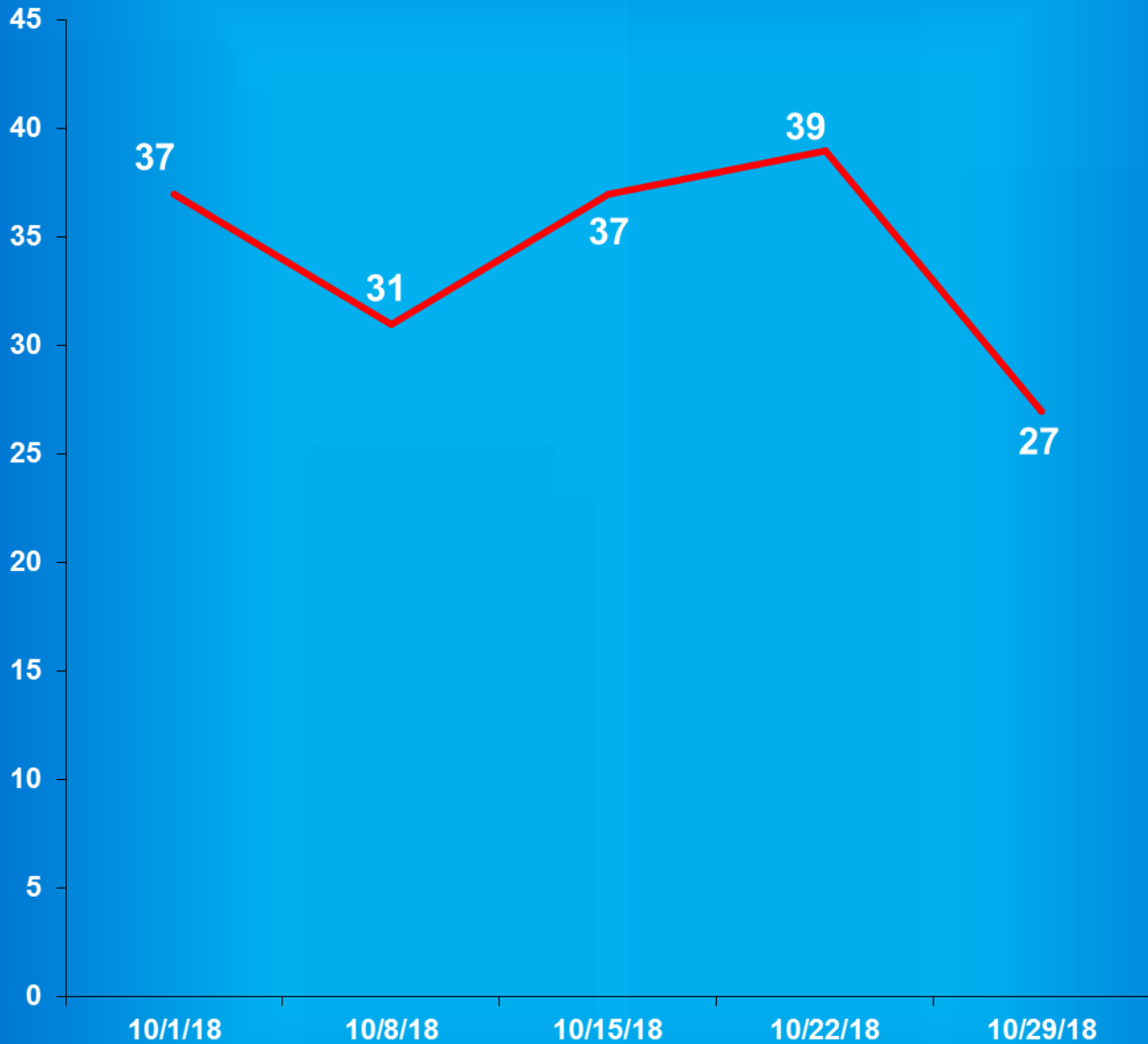
— Includes County Jail/Contract Beds    — Excludes County Jail/Contract Beds

# Indiana Department of Correction

## Graph C

### Adult Females Held in County Jails

October 2018



- Offenders held in county jails are newly sentenced offenders with completed court documents who are awaiting transfer to a DOC facility.

- Jail counts are a dynamic number that are affected by a variety of factors, including; sentencing trends, available DOC beds, and intake process completion.

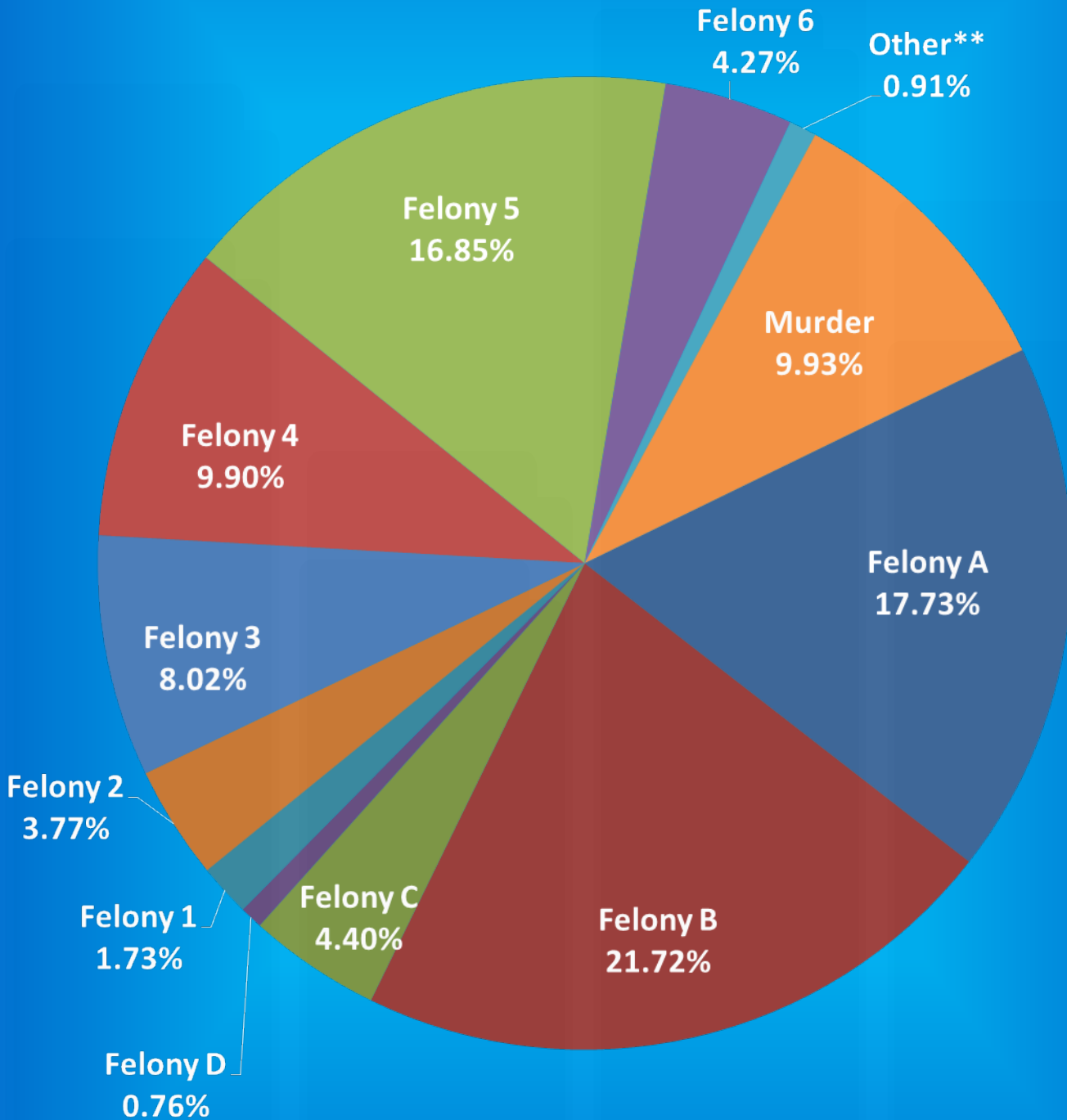
# Indiana Department of Correction

## Graph D

Male Population by Most Serious Offense Felony Level\*

November 01, 2018

N = 24,183



• Includes Offenders Held in County Jails and Contracted Beds

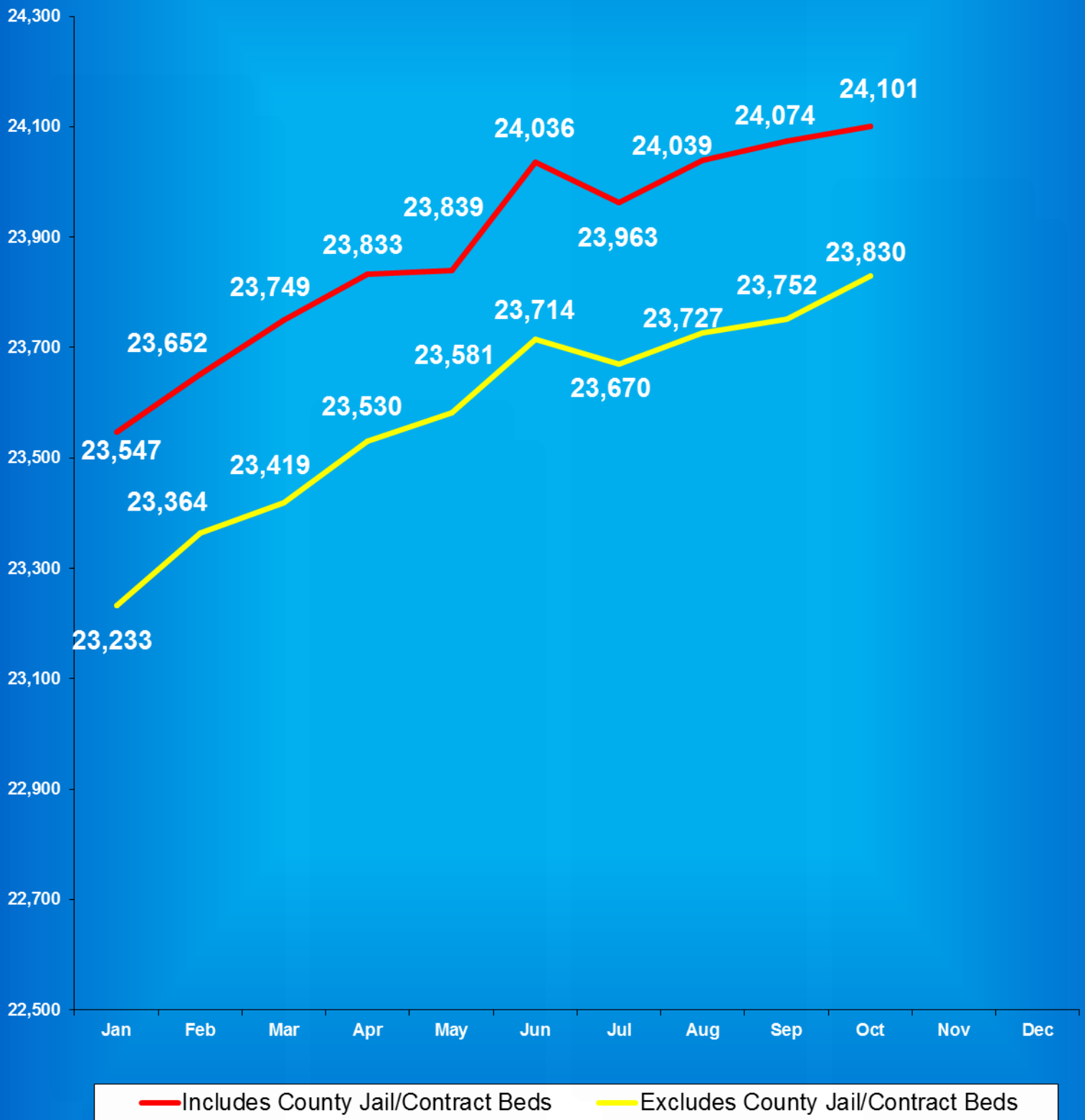
\*\* Other includes Safekeepers, Predispositions, Habitual Offenders, Misdemeanants, and Unknowns



# Indiana Department of Correction

## Graph E

### Average Daily Adult Male Offender Populations Calendar Year 2018

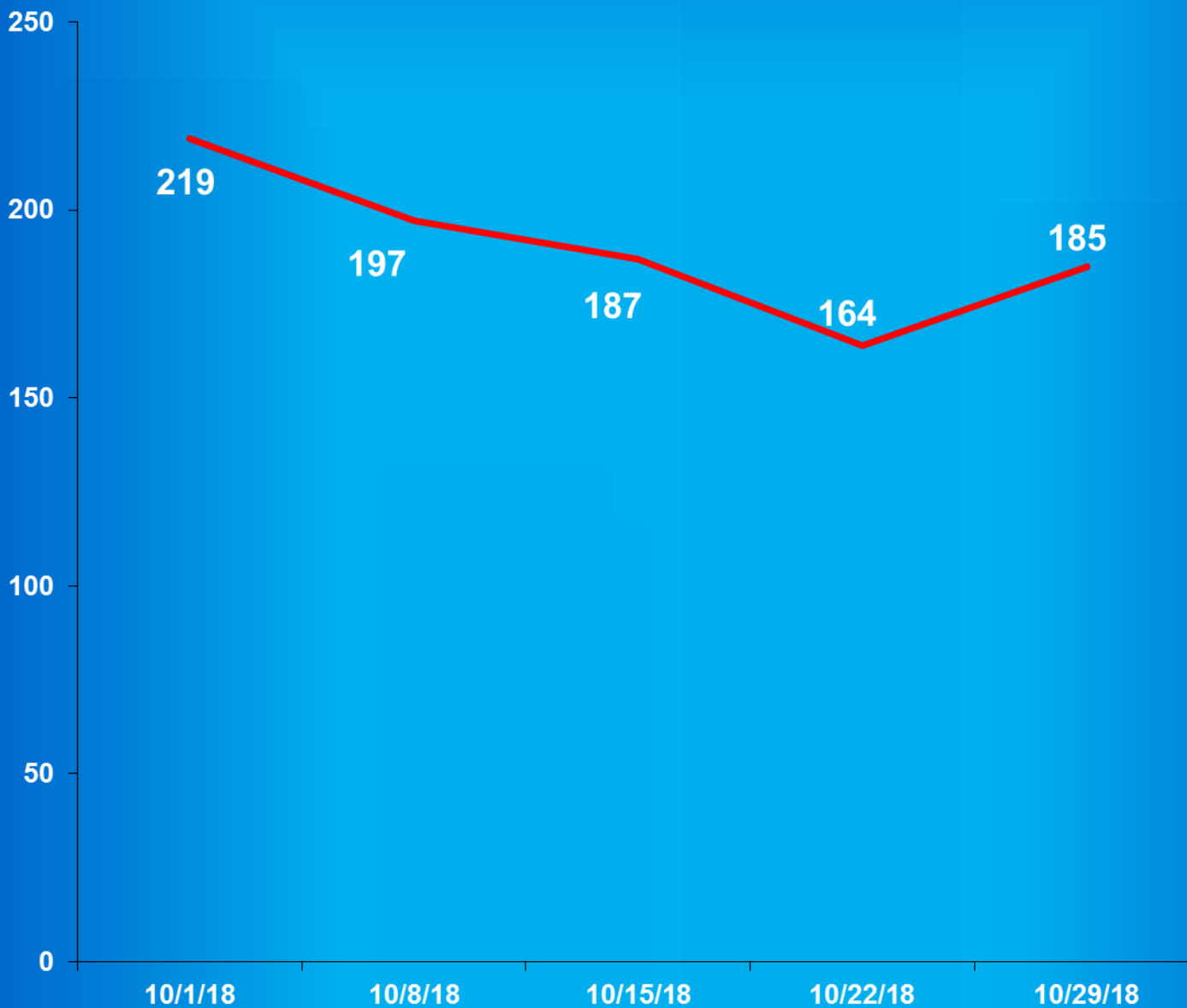


# Indiana Department of Correction

## Graph F

### Adult Males Held in County Jails

October 2018



- Offenders held in county jails are newly sentenced offenders with completed court documents who are awaiting transfer to a DOC facility.

- Jail counts are a dynamic number that are affected by a variety of factors, including; sentencing trends, available DOC beds, and intake process completion.



# Juvenile Offender Statistics



**Indiana Department Of Correction**  
**Table 13**  
**Monthly Facility Admissions and Releases**

**Juvenile Offenders**  
**October 2018**

**Admissions of All Juvenile Males**

<b>New Commitment</b>	<b>Re-Commitment</b>	<b>Parolee Return</b>	<b>Return From Escape</b>	<b>Diagnostics/Walk-Thrus</b>
20	4	1	0	7

**Releases of All Juvenile Males**

<b>Discharge</b>	<b>Parole</b>	<b>Escape</b>	<b>Diagnostics/Walk-Thrus</b>
29	9	0	9

**Admissions of All Juvenile Females**

<b>New Commitment</b>	<b>Re-Commitment</b>	<b>Parolee Return</b>	<b>Return From Escape</b>	<b>Diagnostics/Walk-Thrus</b>
4	1	0	0	2

**Releases of All Juvenile Females**

<b>Discharge</b>	<b>Parole</b>	<b>Escape</b>	<b>Diagnostics/Walk-Thrus</b>
1	1	0	2

Sources:

SAS - mnthadm4\_pgm\_tbl13.pgm

SAS - mnthext4\_pgm\_tbl13.pgm

**Indiana Department of Correction**

**Table 14**

**New Admissions by County of Commitment - Juveniles**

**October 2018**

County	Admission Type			County	Admission Type		
	New Commits	Re Commits	Total		New Commits	Re Commits	Total
Adams	0	0	0	Madison	0	0	0
Allen	1	0	1	Marion	4	2	6
Bartholomew	0	0	0	Marshall	0	0	0
Benton	0	0	0	Martin	0	0	0
Blackford	0	0	0	Miami	0	0	0
Boone	0	0	0	Monroe	0	0	0
Brown	0	0	0	Montgomery	1	0	1
Carroll	0	0	0	Morgan	0	0	0
Cass	0	0	0	Newton	1	0	1
Clark	0	0	0	Noble	1	0	1
Clay	0	0	0	Ohio	0	0	0
Clinton	0	1	1	Orange	0	0	0
Crawford	0	0	0	Owen	0	0	0
Daviess	0	0	0	Parke	0	0	0
Dearborn	0	0	0	Perry	0	0	0
Decatur	1	0	1	Pike	0	0	0
DeKalb	0	0	0	Porter	0	0	0
Delaware	1	0	1	Posey	0	0	0
Dubois	0	0	0	Pulaski	0	0	0
Elkhart	1	0	1	Putnam	0	0	0
Fayette	0	0	0	Randolph	0	0	0
Floyd	0	0	0	Ripley	0	0	0
Fountain	0	0	0	Rush	0	0	0
Franklin	0	0	0	St. Joseph	3	2	5
Fulton	0	0	0	Scott	1	0	1
Gibson	2	0	2	Shelby	1	0	1
Grant	0	0	0	Spencer	0	0	0
Greene	0	0	0	Starke	0	0	0
Hamilton	0	0	0	Steuben	0	0	0
Hancock	0	0	0	Sullivan	0	0	0
Harrison	0	0	0	Switzerland	0	0	0
Hendricks	0	0	0	Tippecanoe	1	0	1
Henry	0	0	0	Tipton	0	0	0
Howard	0	0	0	Union	0	0	0
Huntington	0	0	0	Vanderburgh	4	0	4
Jackson	0	0	0	Vermillion	0	0	0
Jasper	0	0	0	Vigo	0	0	0
Jay	0	0	0	Wabash	0	0	0
Jefferson	0	0	0	Warren	0	0	0
Jennings	0	0	0	Warrick	0	0	0
Johnson	0	0	0	Washington	0	0	0
Knox	0	0	0	Wayne	0	0	0
Kosciusko	0	0	0	Wells	0	0	0
LaGrange	0	0	0	White	0	0	0
Lake	0	0	0	Whitley	0	0	0
LaPorte	1	0	1	Unknown	0	0	0
Lawrence	0	0	0	<b>Totals</b>	<b>24</b>	<b>5</b>	<b>29</b>

This data is based on most serious offense and excludes parole violations.

Source: Mnthadm4\_pgm\_tbl14.pgm

**Indiana Department of Correction**  
**Table 15**  
**Monthly Releases by County of Commitment - Juveniles**

October 2018							
County	Release Type			County	Release Type		
	Discharge	Parole	Total		Discharge	Parole	Total
Adams	0	0	0	Madison	0	0	0
Allen	0	0	0	Marion	6	0	6
Bartholomew	0	0	0	Marshall	0	0	0
Benton	0	0	0	Martin	0	0	0
Blackford	0	0	0	Miami	0	0	0
Boone	0	0	0	Monroe	0	0	0
Brown	0	0	0	Montgomery	0	0	0
Carroll	1	0	1	Morgan	0	0	0
Cass	0	0	0	Newton	0	0	0
Clark	0	0	0	Noble	0	0	0
Clay	0	0	0	Ohio	0	0	0
Clinton	1	1	2	Orange	0	0	0
Crawford	0	0	0	Owen	0	0	0
Daviess	0	0	0	Parke	0	0	0
Dearborn	0	0	0	Perry	0	0	0
Decatur	2	0	2	Pike	0	0	0
DeKalb	0	0	0	Porter	1	0	1
Delaware	1	0	1	Posey	0	0	0
Dubois	0	1	1	Pulaski	0	0	0
Elkhart	1	2	3	Putnam	0	0	0
Fayette	0	0	0	Randolph	0	0	0
Floyd	0	0	0	Ripley	0	0	0
Fountain	0	0	0	Rush	0	1	1
Franklin	0	0	0	St. Joseph	1	1	2
Fulton	0	0	0	Scott	0	0	0
Gibson	1	0	1	Shelby	0	0	0
Grant	0	0	0	Spencer	0	0	0
Greene	0	0	0	Starke	0	0	0
Hamilton	1	0	1	Steuben	0	0	0
Hancock	0	0	0	Sullivan	0	0	0
Harrison	0	0	0	Switzerland	0	0	0
Hendricks	0	0	0	Tippecanoe	1	2	3
Henry	1	0	1	Tipton	0	0	0
Howard	0	0	0	Union	0	0	0
Huntington	0	0	0	Vanderburgh	3	0	3
Jackson	0	0	0	Vermillion	0	0	0
Jasper	0	0	0	Vigo	1	0	1
Jay	0	0	0	Wabash	0	0	0
Jefferson	0	0	0	Warren	0	0	0
Jennings	0	0	0	Warrick	1	0	1
Johnson	0	0	0	Washington	1	0	1
Knox	0	0	0	Wayne	1	0	1
Kosciusko	0	2	2	Wells	0	0	0
LaGrange	2	0	2	White	0	0	0
Lake	1	0	1	Whitley	0	0	0
LaPorte	0	0	0	Unknown	0	0	0
Lawrence	2	0	2	<b>Totals</b>	<b>30</b>	<b>10</b>	<b>40</b>

Some discharges may be releases to County Probation - data is unable to be separated.

Diagnostics and Escapes are excluded.

Source: Mnthext4\_pgm\_tbl15.pgm

**Indiana Department of Correction**  
**Table 16**  
**Total Number of Committing Offenses for Juveniles**  
**Committed to the Indiana Department of Correction**

**October 2018**

OFFENSE (Citation Code)	NUMBER OF OFFENSES			
	This Month		This Calendar Year	
LEVEL I	Female	Male	Female	Male
Aggravated Battery (35-42-2-1.5)	0	0	0	1
Arson (35-43-1-1)	0	0	0	4
Battery (35-42-2-1)	2	1	10	23
Battery by Bodily Waste (35-42-2-6)	0	0	1	1
Burglary (35-43-2-1)	0	2	0	29
Carjacking (35-42-5-2)	0	0	0	0
Carrying Handgun w/o License (35-47-2-1)	0	2	0	8
Changing, Altering, Removing, Obliterating ID of Handgun (35-47-2-18)	0	0	0	1
Child Exploitation (35-42-4-4)	0	0	0	1
Child Molesting (35-42-4-3)	0	0	0	8
Child Seduction (35-42-4-7)	0	0	0	0
Child Selling (35-46-1-4)	0	0	0	0
Child Solicitation (35-42-4-6)	0	0	0	0
Child in Possession of Handgun (35-47-10-5)	0	0	0	4
Consumer Product Tampering (35-45-8-3)	0	0	0	0
Criminal Confinement (35-42-3-3)	0	0	0	3
Criminal Deviate Conduct (35-42-4-2)	0	0	0	0
Criminal Gang Intimidation (35-45-9-4)	0	0	0	0
Criminal Gang Recruitment	0	0	0	0
Criminal Recklessness (35-42-2-2)	0	2	1	13
Dangerous Possession of a Firearm (35-47-10-5)	1	6	1	41
Dealing in a Sawed-Off Shotgun (35-47-5-4.1)	0	0	0	0
Distribution of a Destructive Device (IC 35-47.5-5-5)	0	0	0	0
Domestic Battery (35-42-2-1.3)	0	3	2	9
Driving While Intoxicated Resulting in Death (9-30-5-5)	0	0	0	0
False Application for Handgun (35-47-2-8)	0	0	0	0
False, Altering Handgun License (35-47-2-22)	0	0	0	0
Feticide (35-42-1-6)	0	0	0	0
Handgun, False ID (35-47-2-17)	0	0	0	0
Incest (35-46-1-3)	0	0	0	0
Interference with Custody (35-42-3-4)	0	0	0	0
Intimidation (35-45-2-1)	0	0	0	0
Involuntary Manslaughter (35-42-1-4)	0	0	0	1
Kidnapping (35-42-3-2)	0	0	0	0
Murder (35-42-1-1)	0	0	0	2
Neglect of a Dependent (35-46-1-4)	0	0	0	0
Operation of a Machine Gun/Hurling a Bomb (35-47-5-9)	0	0	0	0
Overpass Mischief (35-42-2-5)	0	0	0	0
Pointing a Firearm (35-47-4-3)	0	0	0	5
Possession of Firearm on School Property (35-47-9-2)	0	1	0	4
Possession of a Machine Gun or Bomb (35-47-5-9)	0	0	0	0
Rape (35-42-4-1)	0	0	0	5
Reckless Homicide (35-42-1-5)	0	0	0	1
Resisting Law Enforcement (35-44-3-3)	0	0	0	1
Robbery (35-42-5-1)	0	3	4	33
Sell, Manufacture, Possess, Purchase Explosive (35-47-5-1)	0	0	0	0
Sell, Transfer, HIV Blood (35-42-1-7)	0	0	0	0
Selling, Transferring, Giving Handgun to Under 18 (35-47-2-7)	0	0	0	0
Sexual Battery (35-42-4-8)	0	0	0	5
Sexual Misconduct (35-44-1-5)	0	0	0	0
Sexual Misconduct with a Minor (35-42-4-9)	0	0	0	1

**LEVEL I (cont'd)****NUMBER OF OFFENSES**

	<b>This Month</b>		<b>This Calendar Year</b>	
	<b>Female</b>	<b>Male</b>	<b>Female</b>	<b>Male</b>
Stalking (35-45-10-5)	0	0	0	0
Strangulation (35-42-2-9)	0	0	0	1
Unlawful Delivery of Confiscated Firearm (35-47-3-4)	0	0	0	0
Unlawful Use of Body Armor (35-47-5-13)	0	0	0	0
Unlawful Use of Stun Gun (35-47-8-5)	0	0	0	0
Vicarious Sexual Gratification (35-42-4-5)	0	0	0	0
Voluntary Manslaughter (35-42-1-3)	0	0	0	2
<b>Sub-Total</b>	<b>3</b>	<b>20</b>	<b>19</b>	<b>207</b>

**LEVEL II**

Assisting a Criminal (35-44-3-2)	0	0	0	1
Chinese Throwing Star (35-47-5-12)	0	0	0	0
Criminal Gang Activity (35-45-9-3)	0	0	0	0
Criminal Recklessness (35-42-2-2)	0	0	0	0
Dealing Anabolic Steroid (16-42-19-27)	0	0	0	0
Dealing Methamphetamine (35-48-4-1.1)	0	0	0	1
Dealing in Cocaine or Narcotic Drug (35-48-4-1)	0	0	0	0
Dealing in Marijuana, Hash Oil, or Hashish (35-48-4-10)	0	0	0	1
Dealing in a Schedule I, II, or III Controlled Substance (35-48-4-2)	0	0	0	2
Dealing in a Schedule IV Controlled Substance (35-48-4-3)	0	0	0	0
Dealing in a Schedule V Controlled Substance (35-48-4-4)	0	0	0	0
Dealing in a Substance Represented to be a Controlled Substance (35-48-4-4.5)	0	0	0	0
Delivery of Weapon to Intoxicated Person (35-47-4-1)	0	0	0	0
Disarming Law Enforcement Officer (35-44.1-3-2)	0	0	0	0
Escape/Failure to Return to Lawful Detention (35-44-3-5)	0	0	9	11
Inmate w/ Deadly Weapon (35-44.1-3-7)	0	0	0	0
Interference with Custody (35-42-3-4)	0	0	0	0
Intimidation (35-45-2-1)	1	3	7	31
Knife with Automatic Blade (35-47-5-2)	0	0	0	0
Loan Sharking (35-45-7-2)	0	0	0	0
Maintaining a Common Nuisance (35-48-4-13)	0	0	0	0
Making loan secured by mortgage, deposit or pledge of handgun (35-47-4-2)	0	0	0	1
Manufacture, Distribution, Possession of a Substance Represented to be a Controlled Substance (35-48-4-4.6)	0	0	0	0
Neglect of a Dependent (35-46-1-4)	0	0	0	0
Poss Precursors w/ Intent to Manufacture Etc. (35-48-4-14.5)	0	0	0	0
Possession of a Controlled Substance (35-48-4-7)	0	0	0	0
Possession of a Knife on School Property (35-47-5-2.5)	0	0	0	1
Promoting Prostitution (35-45-4-4)	0	0	0	0
Purchase, Possession or Sale of Stun Gun (35-47-8-5)	0	0	0	0
Resisting Law Enforcement (35-44-3-3)	0	1	1	10
Rioting with a Deadly Weapon (35-45-1-2)	0	0	0	0
Sale, Possession, Use of Legend Drug (16-42-19-27)	0	0	0	0
Sexual Misconduct with a Minor (35-42-4-9)	0	0	0	0
Stalking (35-45-10-5)	0	0	0	0
Trafficking with an Inmate (35-44-3-9)	0	0	0	0
Use of Stun Gun in Commission of a Crime (35-47-8-5)	0	0	0	0
<b>Sub-Total</b>	<b>1</b>	<b>4</b>	<b>17</b>	<b>59</b>

**LEVEL III**

Accident /Failure to Stop (9-26-1-8)	0	0	0	0
Accident, Property Damage with Injury (9-26-1-8)	0	0	0	0
Altering or Damaging Computer (35-43-1-4)	0	0	0	0
Auto Theft, Receiving Stolen Parts (35-43-4-2.5)	0	2	4	26
Battery (35-42-2-1)	2	3	19	52
Battery by Bodily Waste (35-42-2-6)	0	0	2	1
Bestiality	0	0	0	0
Bribery (35-44-1-1)	0	0	0	0



**NUMBER OF OFFENSES**

<b>LEVEL III (cont'd)</b>	<b>This Month</b>		<b>This Calendar Year</b>	
	<b>Female</b>	<b>Male</b>	<b>Female</b>	<b>Male</b>
Burglary (35-43-2-1)	0	0	0	0
Check Deception (35-43-5-5)	0	0	0	1
Check Fraud (35-43-5-12)	0	0	0	0
Child Exploitation (35-42-4-4)	0	0	0	0
Controlled Substance Registration (35-48-4-14)	0	0	0	0
Conversion (35-43-4-3)	0	1	4	6
Criminal Mischief (35-43-1-2)	0	5	4	44
Criminal Recklessness (35-42-2-2)	0	0	1	0
Criminal Trespass (35-43-2-2)	0	1	1	10
Dealing in Altered Property (35-43-4-2.3)	0	0	0	0
Dealing in Marijuana, Hash Oil, or Hashish (35-48-4-10)	0	0	0	1
Dealing in Paraphernalia (35-48-4-8.5)	0	0	0	0
Dealing in a Schedule IV Controlled Substance (35-48-4-3)	0	0	0	0
Distribution of Material Harmful to Minor (35-49-3-3)	0	0	0	0
Escape/Failure to Return to Lawful Detention (35-44-3-5)	0	2	8	45
Failure to Appear (35-44-3-6)	0	0	0	0
False Reporting (35-44-2-2)	0	0	0	2
Forgery (35-43-5-2)	0	0	0	0
Fraud (35-43-5-4)	0	0	0	2
Fraud on Financial Institution (35-45-5-8)	0	0	0	0
Home Improvement Fraud (35-43-6-13)	0	0	0	0
Identity Deception (35-43-5-3.5)	0	0	0	1
Interference with Custody (35-42-3-4)	0	0	0	0
Interference with Reporting Crime (35-42-2-5)	0	0	0	0
Invasion of Privacy (35-46-1-15.1)	0	0	0	0
Kill Domestic Animal	0	0	0	0
Manufacture of Paraphernalia (35-48-4-8.1)	0	0	0	0
Nonsupport of Child (35-46-1-5)	0	0	0	0
Nonsupport of Spouse (35-46-1-6)	0	0	0	0
Obscene Performance (35-49-3-1)	0	0	0	0
Obstructing Fireman (35-44-3-8)	0	0	0	0
Obstructing Traffic (35-42-2-4)	0	0	0	0
Obstruction of Justice (35-44-3-4)	0	0	0	0
Operating Vehicle After Lifetime Forfeiture (9-30-10-17)	0	0	0	0
Operating Vehicle While Intoxicated (9-30-5-4)	0	0	0	0
Operating Vehicle While Intoxicated with Prior (9-30-5-3)	0	0	0	1
Patronizing a Prostitute (35-45-4-3)	0	0	0	0
Perjury (35-44-2-1)	0	0	0	0
Possession of Cocaine or Narcotic Drug (35-48-4-6)	0	0	1	1
Possession of Marijuana, Hash Oil, or Hashish (35-48-4-11)	0	0	0	0
Possession of Methamphetamines (35-48-4-6.1)	0	0	1	3
Possession of Paraphernalia (35-48-4-8.3)	0	0	0	0
Possession of a Controlled Substance (35-48-4-7)	0	0	0	2
Possession of a Syringe (16-42-19-18)	0	0	0	0
Possession/Use of Legend Drug (16-42-19-13)	0	0	0	1
Professional Gambling (35-45-5-3)	0	0	0	0
Profiting from Adoption (35-46-1-9)	0	0	0	0
Promoting Professional Gambling (35-45-5-4)	0	0	0	0
Promoting Prostitution (35-45-4-4)	0	0	0	0
Prostitution (35-45-4-2)	0	0	0	0
Public Indecency (35-45-4-1)	0	0	0	1
Public Nudity (35-45-4-1.5)	0	0	0	1
Railroad Mischief (35-42-2-5.5)	0	0	0	0
Receiving Stolen Auto Parts (35-43-4-2.5)	0	1	0	8
Receiving Stolen Property (35-43-4-2)	0	0	0	0
Residential Entry (35-43-2-1.5)	0	0	1	9
Resisting Law Enforcement (35-44-3-3)	2	1	10	39
Rioting (35-45-1-2)	0	0	0	1
Sale, Possession, Use of Legend Drug (16-42-19-27)	0	0	0	1

**NUMBER OF OFFENSES**

<b>LEVEL III (cont'd)</b>	<b>This Month</b>		<b>This Calendar Year</b>	
	<b>Female</b>	<b>Male</b>	<b>Female</b>	<b>Male</b>
Selling, Distributing, Exhibiting Obscene Material (35-49-3-1)	0	0	0	0
Stalking (35-45-10-5)	0	0	0	0
Synthetic Drug (35-48-4-11.5)	0	0	0	0
Theft (35-43-4-2)	0	7	5	80
Torture or Mutilation of Animal (35-46-3-12)	0	0	0	0
Trafficking with an Inmate (35-44-3-9)	0	0	0	0
Unauthorized Possession of Prescription Form (35-48-4-14)	0	0	0	0
Unlawful Entry of Motor Vehicle (35-43-4-2.7)	0	0	0	0
Voyeurism (35-45-4-5)	0	0	0	0
Welfare Fraud (35-43-5-7)	0	0	0	0
<b>Sub-Total</b>	<b>4</b>	<b>23</b>	<b>61</b>	<b>339</b>

**LEVEL IV**

Absence From Home Detention (35-38-2.5-10)	0	0	0	1
Accident/Failure to Stop (9-26-1-8)	0	0	1	3
Alcohol Violation (31-37-2-6)	0	0	0	1
Animal Cruelty (35-46-3-12)	0	0	0	0
Assisting a Criminal (35-44-3-2)	0	0	0	0
Beats Vertebrate Animal (35-46-3-12)	0	0	0	2
Check Deception (35-43-5-5)	0	0	0	0
Common Nuisance (35-48-4-13)	0	0	2	2
Computer Trespassing (35-43-2-3)	0	0	0	0
Counterfeiting Auto Registration (9-18-2-42)	0	0	0	0
Counterfeiting a Driver's License (9-24-18-7)	0	0	0	0
Curfew Violation (31-37-2-5)	0	0	0	3
Deception (35-43-5-3)	0	0	0	0
Deer Outside Hours (14-22-6-1)	0	0	0	0
Deer w/ Illegal Device (14-22-6-1)	0	0	0	0
Disorderly Conduct (35-45-1-3)	1	0	4	18
Dissemination of Material Harmful to Minor (35-49-3-3)	0	0	0	0
Driving While Intoxicated (9-11-2-3)	0	1	0	2
Driving with Suspended License (9-24-19-2)	0	0	0	0
Exploitation of Dependent/Endangered Adult (35-46-1-12)	0	0	0	0
Failure to Appear (35-44-3-6)	0	0	0	0
Failure to Disclose Recruitment (35-46-4-4)	0	0	0	0
Failure to Respond to Summons (35-44-3-6.5)	0	0	0	0
False Auto Registration (9-18-2-44)	0	0	0	0
False Identity Statement (35-44-2-6)	0	0	1	0
False Informing (35-44-2-2)	0	0	2	5
Flag Desecration (35-45-1-4)	0	0	0	0
Glue Sniffing (35-46-6-2)	0	0	0	0
Habitual Disobedience of Parent, Guardian, or Custodian (Incorrigible) (31-37-2-4)	0	0	0	2
Harassment (35-45-2-2)	0	0	0	1
Home Improvement Fraud (35-43-6-12)	0	0	0	0
Illegal Consumption of Alcohol (7.1-5-7-7)	1	0	1	8
Illegal Possession of Alcohol (7.1-5-7-7)	0	0	0	1
Impairment of ID Number (35-43-7-4)	0	0	0	0
Interference with Custody (35-42-3-4)	0	0	0	0
Interfering with Law Enforcement Animal (35-46-3-11)	0	0	0	0
Invasion of Privacy (35-46-1-15.1)	0	0	0	0
Leaving Home w/o Permission of Parent, Guardian or Custodian (Runaway) (31-37-2-2)	0	0	0	10
Maintaining a Common Nuisance (35-48-4-13)	0	0	0	0
Nitrous Oxide Distribution (35-46-6-3)	0	0	0	0
Obscene Performance (35-49-3-1)	0	0	0	0
Obstructing Medical Emergency (35-44-3-8.5)	0	0	0	0
Obstructing Traffic (35-42-2-4)	0	0	0	0
Official Misconduct (35-44.1-1-1)	0	0	0	0
Operating Vehicle While Intoxicated (9-30-5-2)	0	0	1	1

LEVEL IV (cont'd)	NUMBER OF OFFENSES			
	This Month		This Calendar Year	
	Female	Male	Female	Male
Operating Vehicle While Intoxicated/Cntrl'd Sub (9-30-5-1)	0	0	0	0
Operating Vehicle w/o License (9-24-18-1)	0	0	1	11
Operating Vehicle w/o Proof of Financial (9-25-8-2)	0	0	0	0
Operating Vehicle w/o Registration/Plates (9-18-2-43)	0	0	2	0
Possession of Device/Interfere Test (35-43-5-18)	0	0	0	1
Possession of Marijuana, Hash Oil, or Hashish (35-48-4-11)	1	2	4	38
Possession of Paraphernalia (35-48-4-8.3)	0	0	2	15
Possession of Substance Represented to be a Controlled Substance (35-48-4-4.6)	0	0	0	0
Possession, Purchase, Accepting Tobacco (35-46-1-10.5)	0	0	0	0
Probation Violation	0	16	0	241
Public Intoxication (7.1-5-1-3)	0	0	1	1
Receiving Unidentified Property (35-43-7-5)	0	0	0	0
Reckless Driving (9-21-8-52)	0	1	0	5
Refusal to Aid Officer (35-44-3-7)	0	0	0	0
Refusal to Identify Self (34-28-5-3.5)	0	0	0	0
Selling, Distributing, Exhibiting Obscene Material (35-49-3-1)	0	0	0	0
Synthetic Drug (35-48-4-11.5)	0	0	0	0
Taking Deer/Turkey (14-22-6-1)	0	0	0	0
Tattooing a Minor (35-42-2-7)	0	0	0	0
Torture, Kill, Mutilate an Animal (35-46-3-12)	0	0	0	0
Unauthorized Possession of Prescription (35-48-4-14)	0	0	0	0
Unlawful Entry of Motor Vehicle (35-43-4-2.7)	0	0	3	8
Unlawful Gambling (35-45-5-2)	0	0	0	0
Unlawful Use of Railroad Right of Way (8-3-15-3)	0	0	0	0
Vending Machine Vandalism (35-43-4-7)	0	0	0	0
Violation Home Detention	0	0	0	0
Violation Suspended Commitment to DOC	1	0	7	6
Violation of Compulsory School Attendance Law (Truancy) (31-37-2-3)	0	0	0	0
Voyeurism (35-45-4-5)	0	0	0	1
Welfare Fraud (35-45-5-7)	0	0	0	0
<b>Sub-Total</b>	<b>4</b>	<b>20</b>	<b>32</b>	<b>387</b>
<b>GRAND TOTAL NUMBER OF OFFENSES</b>	<b>12</b>	<b>67</b>	<b>129</b>	<b>992</b>

**Indiana Department of Correction**  
**Table 17**  
**Number of Juvenile Offenders by Most Serious Offense**  
**Committed to the Indiana Department of Correction**

**October 2018**

MOST SERIOUS OFFENSE (Citation Code)	NUMBER OF JUVENILES			
	This Month		This Calendar Year	
LEVEL I	Female	Male	Female	Male
Aggravated Battery (35-42-2-1.5)	0	0	0	1
Arson (35-43-1-1)	0	0	0	3
Battery (35-42-2-1)	2	1	10	20
Battery by Bodily Waste (35-42-2-6)	0	0	1	1
Burglary (35-43-2-1)	0	1	0	27
Carjacking (35-42-5-2)	0	0	0	0
Carrying Handgun w/o License (35-47-2-1)	0	1	0	3
Changing, Altering, Removing, Obliterating ID of Handgun (35-47-2-18)	0	0	0	1
Child Exploitation (35-42-4-4)	0	0	0	1
Child Molesting (35-42-4-3)	0	0	0	7
Child Seduction (35-42-4-7)	0	0	0	0
Child Selling (35-46-1-4)	0	0	0	0
Child Solicitation (35-42-4-6)	0	0	0	0
Child in Possession of Handgun (35-47-10-5)	0	0	0	4
Consumer Product Tampering (35-45-8-3)	0	0	0	0
Criminal Confinement (35-42-3-3)	0	0	0	2
Criminal Deviate Conduct (35-42-4-2)	0	0	0	0
Criminal Gang Intimidation (35-45-9-4)	0	0	0	0
Criminal Gang Recruitment	0	0	0	0
Criminal Recklessness (35-42-2-2)	0	2	1	9
Dangerous Possession of a Firearm (35-47-10-5)	1	4	1	30
Dealing in a Sawed-Off Shotgun (35-47-5-4.1)	0	0	0	0
Distribution of a Destructive Device (IC 35-47.5-5-5)	0	0	0	0
Domestic Battery (35-42-2-1.3)	0	1	2	6
Driving While Intoxicated Resulting in Death (9-30-5-5)	0	0	0	0
False Application for Handgun (35-47-2-8)	0	0	0	0
False, Altering Handgun License (35-47-2-22)	0	0	0	0
Feticide (35-42-1-6)	0	0	0	0
Handgun, False ID (35-47-2-17)	0	0	0	0
Incest (35-46-1-3)	0	0	0	0
Interference with Custody (35-42-3-4)	0	0	0	0
Intimidation (35-45-2-1)	0	0	0	0
Involuntary Manslaughter (35-42-1-4)	0	0	0	1
Kidnapping (35-42-3-2)	0	0	0	0
Murder (35-42-1-1)	0	0	0	2
Neglect of a Dependent (35-46-1-4)	0	0	0	0
Operation of a Machine Gun/Hurling a Bomb (35-47-5-9)	0	0	0	0
Overpass Mischief (35-42-2-5)	0	0	0	0
Pointing a Firearm (35-47-4-3)	0	0	0	2
Possession of Firearm on School Property (35-47-9-2)	0	1	0	4
Possession of a Machine Gun or Bomb (35-47-5-9)	0	0	0	0
Rape (35-42-4-1)	0	0	0	4
Reckless Homicide (35-42-1-5)	0	0	0	1
Resisting Law Enforcement (35-44-3-3)	0	0	0	1
Robbery (35-42-5-1)	0	2	3	30
Sell, Manufacture, Possess, Purchase Explosive (35-47-5-1)	0	0	0	0
Sell, Transfer, HIV Blood (35-42-1-7)	0	0	0	0
Selling, Transferring, Giving Handgun to Under 18 (35-47-2-7)	0	0	0	0
Sexual Battery (35-42-4-8)	0	0	0	4
Sexual Misconduct (35-44-1-5)	0	0	0	0
Sexual Misconduct with a Minor (35-42-4-9)	0	0	0	1

**NUMBER OF JUVENILES**

<b>LEVEL I (cont'd)</b>	<b>This Month</b>		<b>This Calendar Year</b>	
	<b>Female</b>	<b>Male</b>	<b>Female</b>	<b>Male</b>
Stalking (35-45-10-5)	0	0	0	0
Strangulation (35-42-2-9)	0	0	0	1
Unlawful Delivery of Confiscated Firearm (35-47-3-4)	0	0	0	0
Unlawful Use of Body Armor (35-47-5-13)	0	0	0	0
Unlawful Use of Stun Gun (35-47-8-5)	0	0	0	0
Vicarious Sexual Gratification (35-42-4-5)	0	0	0	0
Voluntary Manslaughter (35-42-1-3)	0	0	0	2
	<b>3</b>	<b>13</b>	<b>18</b>	<b>168</b>

**LEVEL II**

Assisting a Criminal (35-44-3-2)	0	0	0	1
Chinese Throwing Star (35-47-5-12)	0	0	0	0
Criminal Gang Activity (35-45-9-3)	0	0	0	0
Criminal Recklessness (35-42-2-2)	0	0	0	0
Dealing Anabolic Steroid (16-42-19-27)	0	0	0	0
Dealing Methamphetamine (35-48-4-1.1)	0	0	0	1
Dealing in Cocaine or Narcotic Drug (35-48-4-1)	0	0	0	0
Dealing in Marijuana, Hash Oil, or Hashish (35-48-4-10)	0	0	0	1
Dealing in a Schedule I, II, or III Controlled Substance (35-48-4-2)	0	0	0	2
Dealing in a Schedule IV Controlled Substance (35-48-4-3)	0	0	0	0
Dealing in a Schedule V Controlled Substance (35-48-4-4)	0	0	0	0
Dealing in a Substance Represented to be a Controlled Substance (35-48-4-4.5)	0	0	0	0
Delivery of Weapon to Intoxicated Person (35-47-4-1)	0	0	0	0
Disarming Law Enforcement Officer (35-44.1-3-2)	0	0	0	0
Escape/Failure to Return to Lawful Detention (35-44-3-5)	0	0	9	9
Inmate w/ Deadly Weapon (35-44.1-3-7)	0	0	0	0
Interference with Custody (35-42-3-4)	0	0	0	0
Intimidation (35-45-2-1)	1	2	6	16
Knife with Automatic Blade (35-47-5-2)	0	0	0	0
Loan Sharking (35-45-7-2)	0	0	0	0
Maintaining a Common Nuisance (35-48-4-13)	0	0	0	0
Making loan secured by mortgage, deposit or pledge of handgun (35-47-4-2)	0	0	0	1
Manufacture, Distribution, Possession of a Substance Represented to be a Controlled Substance	0	0	0	0
Neglect of a Dependent (35-46-1-4)	0	0	0	0
Poss precursors w/intent to manufacture etc. (35-48-4-14.5)	0	0	0	0
Possession of a Controlled Substance (35-48-4-7)	0	0	0	0
Possession of a Knife on School Property (35-47-5-2.5)	0	0	0	0
Promoting Prostitution (35-45-4-4)	0	0	0	0
Purchase, Possession or Sale of Stun Gun (35-47-8-5)	0	0	0	0
Resisting Law Enforcement (35-44-3-3)	0	0	0	7
Rioting with a Deadly Weapon (35-45-1-2)	0	0	0	0
Sale, Possession, Use of Legend Drug (16-42-19-27)	0	0	0	0
Sexual Misconduct with a Minor (35-42-4-9)	0	0	0	0
Stalking (35-45-10-5)	0	0	0	0
Trafficking with an Inmate (35-44-3-9)	0	0	0	0
Use of Stun Gun in Commission of a Crime (35-47-8-5)	0	0	0	0
<b>Sub-Total</b>	<b>1</b>	<b>2</b>	<b>15</b>	<b>38</b>

**LEVEL III**

Accident /Failure to Stop (9-26-1-8)	0	0	0	0
Accident, Property Damage with Injury (9-26-1-8)	0	0	0	0
Altering or Damaging Computer (35-43-1-4)	0	0	0	0
Auto Theft, Receiving Stolen Parts (35-43-4-2.5)	0	2	3	9
Battery (35-42-2-1)	1	1	10	16
Beastiality	0	0	0	0
Bribery (35-44-1-1)	0	0	0	0
Burglary (35-43-2-1)	0	0	0	0
Check Deception (35-43-5-5)	0	0	0	1

**NUMBER OF JUVENILES**

<b>LEVEL III (cont'd)</b>	<b>This Month</b>		<b>This Calendar Year</b>	
	<b>Female</b>	<b>Male</b>	<b>Female</b>	<b>Male</b>
Check Fraud (35-43-5-12)	0	0	0	0
Child Exploitation (35-42-4-4)	0	0	0	0
Controlled Substance Registration (35-48-4-14)	0	0	0	0
Conversion (35-43-4-3)	0	0	1	2
Criminal Mischief (35-43-1-2)	0	2	0	15
Criminal Recklessness (35-42-2-2)	0	0	1	0
Criminal Trespass (35-43-2-2)	0	1	1	4
Dealing in Altered Property (35-43-4-2.3)	0	0	0	0
Dealing in Marijuana, Hash Oil, or Hashish (35-48-4-10)	0	0	0	0
Dealing in Paraphernalia (35-48-4-8.5)	0	0	0	0
Distribution of Material Harmful to Minor (35-49-3-3)	0	0	0	0
Escape/Failure to Return to Lawful Detention (35-44-3-5)	0	0	7	8
Failure to Appear (35-44-3-6)	0	0	0	0
False Reporting (35-44-2-2)	0	0	0	1
Forgery (35-43-5-2)	0	0	0	0
Fraud (35-43-5-4)	0	0	0	1
Fraud on Financial Institution (35-45-5-8)	0	0	0	0
Home Improvement Fraud (35-43-6-13)	0	0	0	0
Identity Deception (35-43-5-3.5)	0	0	0	1
Interference with Custody (35-42-3-4)	0	0	0	0
Interference with Reporting Crime (35-42-2-5)	0	0	0	0
Invasion of Privacy (35-46-1-15.1)	0	0	0	0
Kill Domestic Animal	0	0	0	0
Manufacture of Paraphernalia (35-48-4-8.1)	0	0	0	0
Nonsupport of Child (35-46-1-5)	0	0	0	0
Nonsupport of Spouse (35-46-1-6)	0	0	0	0
Obscene Performance (35-49-3-1)	0	0	0	0
Obstructing Fireman (35-44-3-8)	0	0	0	0
Obstructing Traffic (35-42-2-4)	0	0	0	0
Obstruction of Justice (35-44-3-4)	0	0	0	0
Operating Vehicle After Lifetime Forfeiture (9-30-10-17)	0	0	0	0
Operating Vehicle While Intoxicated (9-30-5-4)	0	0	0	0
Operating Vehicle While Intoxicated with Prior (9-30-5-3)	0	0	0	0
Patronizing a Prostitute (35-45-4-3)	0	0	0	0
Perjury (35-44-2-1)	0	0	0	0
Possession of Cocaine or Narcotic Drug (35-48-4-6)	0	0	0	1
Possession of Marijuana, Hash Oil, or Hashish (35-48-4-11)	0	0	0	0
Possession of Methamphetamines (35-48-4-6.1)	0	0	1	2
Possession of Paraphernalia (35-48-4-8.3)	0	0	0	0
Possession of a Controlled Substance (35-48-4-7)	0	0	0	2
Possession of a Syringe (16-42-19-18)	0	0	0	0
Possession/Use of Legend Drug (16-42-19-13)	0	0	0	0
Professional Gambling (35-45-5-3)	0	0	0	0
Profiting from Adoption (35-46-1-9)	0	0	0	0
Promoting Professional Gambling (35-45-5-4)	0	0	0	0
Promoting Prostitution (35-45-4-4)	0	0	0	0
Prostitution (35-45-4-2)	0	0	0	0
Public Indecency (35-45-4-1)	0	0	0	1
Public Nudity (35-45-4-1.5)	0	0	0	0
Railroad Mischief (35-42-2-5.5)	0	0	0	0
Receiving Stolen Property (35-43-4-2)	0	0	0	0
Residential Entry (35-43-2-1.5)	0	0	0	4
Resisting Law Enforcement (35-44-3-3)	0	0	3	9
Rioting (35-45-1-2)	0	0	0	0
Sale, Possession, Use of Legend Drug (16-42-19-27)	0	0	0	1
Selling, Distributing, Exhibiting Obscene Material (35-49-3-1)	0	0	0	0
Stalking (35-45-10-5)	0	0	0	0
Synthetic Drug (35-48-4-11.5)	0	0	0	0
Theft (35-43-4-2)	0	3	4	33
Torture or Mutilation of Animal (35-46-3-12)	0	0	0	0

**LEVEL III (Cont.)****NUMBER OF JUVENILES**

	This Month		This Calendar Year	
	Female	Male	Female	Male
Trafficking with an Inmate (35-44-3-9)	0	0	0	0
Unauthorized Possession of Prescription Form (35-48-4-14)	0	0	0	0
Unlawful Entry of Motor Vehicle (35-43-4-2.7)	0	0	0	0
Voyeurism (35-45-4-5)	0	0	0	0
Welfare Fraud (35-43-5-7)	0	0	0	0
<b>Sub-Total</b>	<b>1</b>	<b>9</b>	<b>31</b>	<b>111</b>

**LEVEL IV**

Absence From Home Detention (35-38-2.5-10)	0	0	0	0
Accident/Failure to Stop (9-26-1-8)	0	0	0	0
Assisting a Criminal (35-44-3-2)	0	0	0	0
Beats Vertebrate Animal (35-46-3-12)	0	0	0	0
Check Deception (35-43-5-5)	0	0	0	0
Common Nuisance (35-48-4-13)	0	0	0	1
Computer Trespassing (35-43-2-3)	0	0	0	0
Counterfeiting Auto Registration (9-18-2-42)	0	0	0	0
Counterfeiting a Driver's License (9-24-18-7)	0	0	0	0
Curfew Violation (31-37-2-5)	0	0	0	0
Deception (35-43-5-3)	0	0	0	0
Disorderly Conduct (35-45-1-3)	0	0	2	6
Dissemination of Material Harmful to Minor (35-49-3-3)	0	0	0	0
Driving with Suspended License (9-24-19-2)	0	0	0	0
Exploitation of Dependent/Endangered Adult (35-46-1-12)	0	0	0	0
Failure to Appear (35-44-3-6)	0	0	0	0
Failure to Disclose Recruitment (35-46-4-4)	0	0	0	0
Failure to Respond to Summons (35-44-3-6.5)	0	0	0	0
False Auto Registration (9-18-2-44)	0	0	0	0
False Identity Statement (35-44-2-6)	0	0	1	0
False Informing (35-44-2-2)	0	0	2	1
Flag Desecration (35-45-1-4)	0	0	0	0
Glue Sniffing (35-46-6-2)	0	0	0	0
Habitual Disobedience of Parent, Guardian, or Custodian (Incorrigible) (31-37-2-4)	0	0	0	0
Harassment (35-45-2-2)	0	0	0	0
Home Improvement Fraud (35-43-6-12)	0	0	0	0
Illegal Consumption of Alcohol (7.1-5-7-7)	0	0	0	0
Illegal Possession of Alcohol (7.1-5-7-7)	0	0	0	0
Impairment of ID Number (35-43-7-4)	0	0	0	0
Interference with Custody (35-42-3-4)	0	0	0	0
Interfering with Law Enforcement Animal (35-46-3-11)	0	0	0	0
Invasion of Privacy (35-46-1-15.1)	0	0	0	0
Leaving Home w/o Permission of Parent, Guardian or Custodian (Runaway) (31-37-2-2)	0	0	0	0
Nitrous Oxide Distribution (35-46-6-3)	0	0	0	0
Obscene Performance (35-49-3-1)	0	0	0	0
Obstructing Medical Emergency (35-44-3-8.5)	0	0	0	0
Obstructing Traffic (35-42-2-4)	0	0	0	0
Operating Vehicle While Intoxicated (9-30-5-2)	0	0	0	1
Operating Vehicle While Intoxicated/Cntrl'd Sub (9-30-5-1)	0	0	0	0
Operating Vehicle w/o License (9-24-18-1)	0	0	0	1
Operating Vehicle w/o Proof of Financial (9-25-8-2)	0	0	0	0
Operating Vehicle w/o Registration/Plates (9-18-2-43)	0	0	0	0
Possession of Marijuana, Hash Oil, or Hashish (35-48-4-11)	0	0	1	6
Possession of Paraphernalia (35-48-4-8.3)	0	0	0	0
Possession of Substance Represented to be a Controlled Substance (35-48-4-4.6)	0	0	0	0
Possession, Purchase, Accepting Tobacco (35-46-1-10.5)	0	0	0	0
Probation Violation	0	0	0	0
Public Intoxication (7.1-5-1-3)	0	0	0	0
Receiving Unidentified Property (35-43-7-5)	0	0	0	0
Reckless Driving (9-21-8-52)	0	0	0	0
Refusal to Aid Officer (35-44-3-7)	0	0	0	0
Refusal to Identify Self (34-28-5-3.5)	0	0	0	0

<b>LEVEL IV (cont'd)</b>	<b>NUMBER OF JUVENILES</b>				
	<b>This Month</b>		<b>This Calendar Year</b>		
	<b>Female</b>	<b>Male</b>	<b>Female</b>	<b>Male</b>	
Selling, Distributing, Exhibiting Obscene Material (35-49-3-1)	0	0	0	0	
Synthetic Drug	0	0	0	0	
Torture, Kill, Mutilate an Animal (35-46-3-12)	0	0	0	0	
Unauthorized Possession of Prescription (35-48-4-14)	0	0	0	0	
Unlawful Entry of Motor Vehicle (35-43-4-2.7)	0	0	0	3	
Unlawful Gambling (35-45-5-2)	0	0	0	0	
Unlawful Use of Railroad Right of Way (8-3-15-3)	0	0	0	0	
Vending Machine Vandalism (35-43-4-7)	0	0	0	0	
Violation Home Detention	0	0	0	0	
Violation Suspended Commitment to DOC	0	0	0	0	
Violation of Compulsory School Attendance Law (Truancy) (31-37-2-3)	0	0	0	0	
Voyeurism (35-45-4-5)	0	0	0	0	
Welfare Fraud (35-45-5-7)	0	0	0	0	
	<b>Sub-Total</b>	<b>0</b>	<b>0</b>	<b>6</b>	<b>19</b>
	<b>GRAND TOTAL NUMBER OF JUVENILES</b>	<b>5</b>	<b>24</b>	<b>70</b>	<b>336</b>



**Indiana Department of Correction**  
**Table 18**  
**Juvenile Female New Commitments**

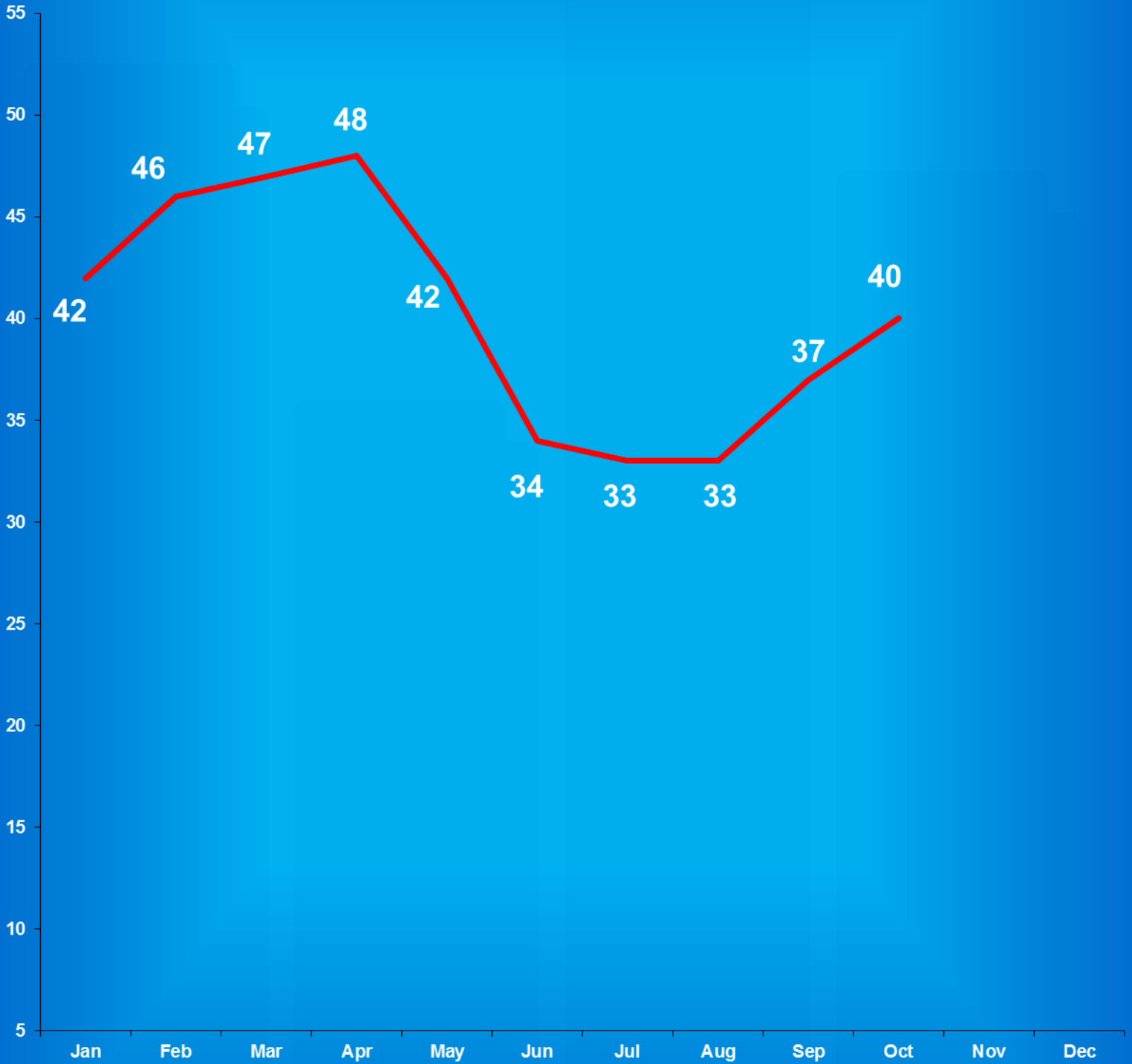
<u>Month</u>	<u>2014</u>	<u>2015</u>	<u>2016</u>	<u>2017</u>	<u>2018</u>
January	10	3	6	2	3
February	9	8	10	5	8
March	7	4	11	6	4
April	15	10	9	2	7
May	11	12	4	6	8
June	8	6	11	7	2
July	14	5	4	8	12
August	10	10	4	5	4
September	5	13	7	8	8
October	8	0	5	6	5
November	5	11	6	7	
December	<u>13</u>	<u>11</u>	<u>5</u>	<u>12</u>	
<b>TOTALS</b>	<b>115</b>	<b>93</b>	<b>82</b>	<b>74</b>	<b>61</b>

Source: SAS - mnthadm4.pgm

# Indiana Department of Correction

## Graph G

Average Daily Juvenile Female Offender Populations  
Calendar Year 2018



**Indiana Department of Correction**  
**Table 19**  
**Juvenile Male New Commitments**

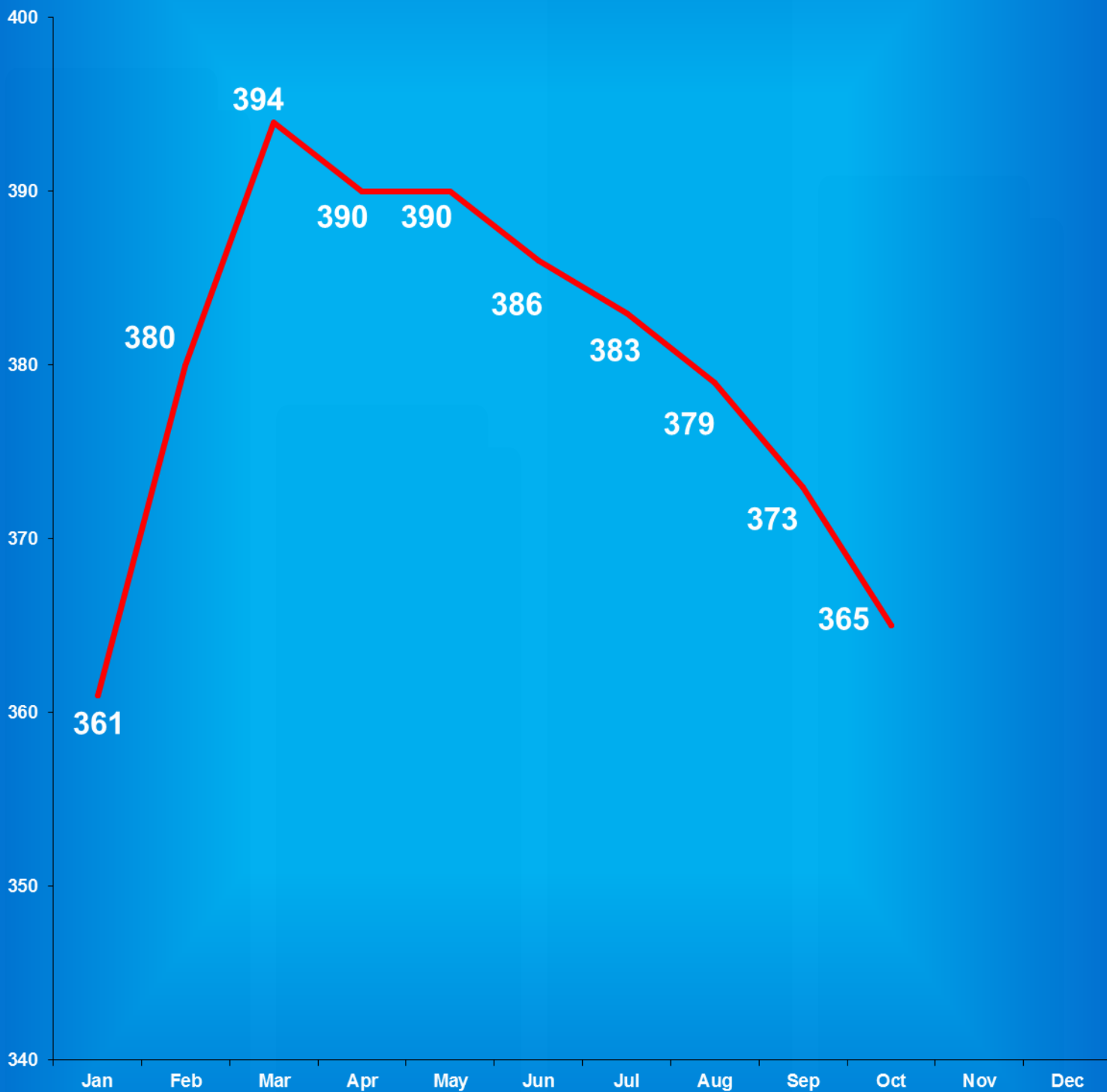
<u>Month</u>	<u>2014</u>	<u>2015</u>	<u>2016</u>	<u>2017</u>	<u>2018</u>
January	58	35	39	26	46
February	46	26	40	26	38
March	30	32	69	36	33
April	53	43	33	45	27
May	47	37	44	35	42
June	55	41	40	48	29
July	46	50	29	40	29
August	42	31	38	48	28
September	43	42	36	43	41
October	48	45	24	39	24
November	40	41	28	48	
December	<u>40</u>	<u>40</u>	<u>30</u>	<u>34</u>	
<b>TOTALS</b>	<b>548</b>	<b>463</b>	<b>450</b>	<b>468</b>	<b>337</b>

Source: SAS - mnthadm4.pgm

# Indiana Department of Correction

## Graph H

Average Daily Juvenile Male Offender Populations  
Calendar Year 2018





# Juvenile Reintegration Districts



District #8

District #6

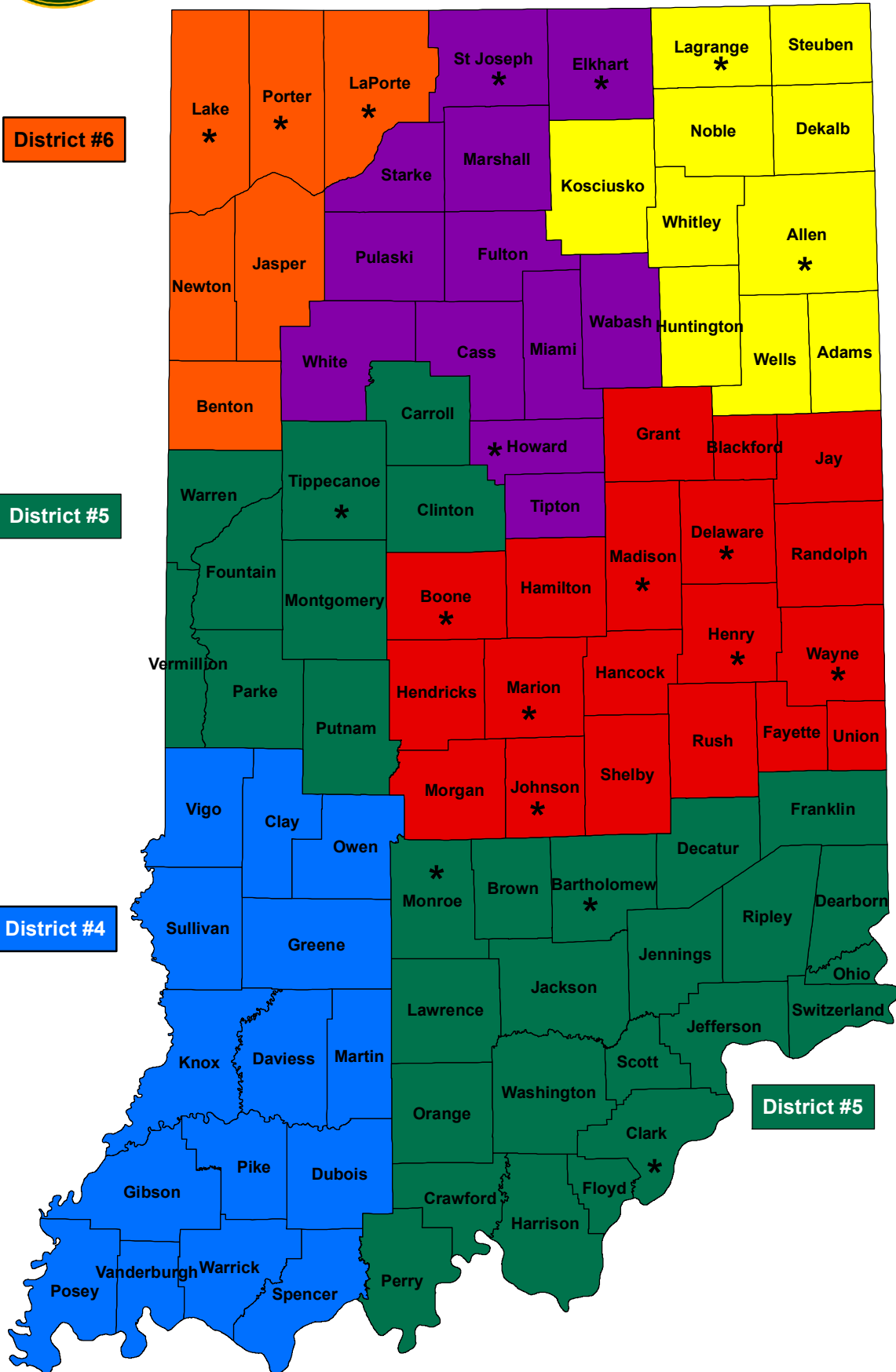
District #2

District #5

District #3

District #4

District #5



\*JDAI Site

**Indiana Department of Correction**  
**Table 20**  
**Juvenile Parole Caseload on November 01, 2018**

<u>Juvenile Reintegration Districts</u>	<b>Indiana Parolees</b>		<b>Other Jurisdiction</b>		<u>Total</u>
	<u>Juvenile Male</u>	<u>Juvenile Female</u>	<u>Juvenile Male</u>	<u>Juvenile Female</u>	
<i>Interstate Compact (RD0)*</i>	0	0	8	1	9
	<u>District Supervision Breakdown as follows:</u>				
Juv Reintegration District 2	13	0	2	0	15
Juv Reintegration District 3	10	3	1	0	14
Juv Reintegration District 4	4	0	1	0	5
Juv Reintegration District 5	3	0	1	1	5
Juv Reintegration District 6	3	2	3	0	8
Juv Reintegration District 8	11	1	0	0	12
<b>Total</b>	<b>44</b>	<b>6</b>	<b>8</b>	<b>1</b>	<b>59</b>

**Total Juvenile Parole Population on the First Day of Each Month**

<u>Calendar Year 2018</u>	<b>Indiana Parolees</b>		<b>Other Jurisdiction</b>		<u>Total</u>
	<u>Juvenile Male</u>	<u>Juvenile Female</u>	<u>Juvenile Male</u>	<u>Juvenile Female</u>	
January	52	8	8	0	68
February	45	6	6	0	57
March	43	7	6	0	56
April	38	7	5	0	50
May	43	6	2	0	51
June	37	3	3	0	43
July	39	6	6	0	51
August	38	8	8	0	54
September	36	8	7	1	52
October	39	4	8	1	52
November	44	6			

*\* Includes Indiana parolees who are serving their parole in another state, as well as offenders from other States being supervised in Indiana (Interstate Compact)*

Sources:  
Parole Division  
SAS - juvparl2.pgm

**Indiana Department of Correction  
Indiana Government Center South, Room E334  
302 W. Washington Street  
Indianapolis, IN 46204**

**Prepared by:  
Joshua Ross, Research Analyst  
(317) 233-3432  
[josross@idoc.IN.gov](mailto:josross@idoc.IN.gov)**

**This report and previous reports may be found at:**

**<http://www.in.gov/idoc/2376.htm>**



# CHANGING LIVES

The logo of the Indiana Department of Correction is circular, featuring a central torch surrounded by stars. The words "EMPLOYEES", "EFFICIENCY", and "EFFECTIVENESS" are arranged around the torch. The outer ring of the logo contains the text "INDIANA DEPARTMENT OF CORRECTION".A solid blue silhouette of the state of Indiana, positioned behind the letter 'I' in the word "CHANGING".

The Indiana Department of Correction advances public safety and successful re-entry through dynamic supervision, programming, and partnerships.