


# Indiana Department of Correction

## Division of Research & Technology



**Offender Population Statistical Report**  
**- November 2018 -**  
**Rob Carter, Commissioner**

**Indiana Department of Correction  
Indiana Government Center South, Room E334  
302 W. Washington Street  
Indianapolis, IN 46204**

**Prepared by:  
Joshua Ross, Research Analyst  
(317) 233-3432  
josross@idoc.in.gov**

**This report and previous reports may be found at:**

**<http://www.in.gov/idoc/2376.htm>**



## Definitions

For the purpose of this report, the following definitions apply:

**Admission** – The means by which an offender enters the custody or jurisdiction of the Indiana Department of Correction. For this report, with the exception of the return of an escapee, this does not include a return from a temporary absence.

**Average Daily Population** – The sum of the daily beginning counts for a month, divided by that month's number of daily beginning counts.

**Beginning Count** – The number of offenders physically present at the beginning of the day (ie, 0000:01 hours).

**Class A Felony** – An offense whereby a person convicted of this felony shall be imprisoned for a fixed term of thirty years, with not more than twenty years added for aggravating circumstances, or not more than ten years subtracted for mitigating circumstances.

**Class B Felony** – An offense whereby a person convicted of this felony shall be imprisoned for a fixed term of ten years, with not more than ten years added for aggravating circumstances, or not more than four years subtracted for mitigating circumstances.

**Class C Felony** – An offense whereby a person convicted of this felony shall be imprisoned for a fixed term of four years, with not more than four years added for aggravating circumstances, or not more than two years subtracted for mitigating circumstances.

**Class D Felony** – An offense whereby a person convicted of this felony shall be imprisoned for a fixed term of one and one-half years, with not more than one and one-half years added for aggravating circumstances, or not more than one year subtracted for mitigating circumstances.

**Class 1 Felony** – An offense whereby a person convicted of this felony shall be imprisoned with a sentence range of 20-40 years, with not more than twenty years added as a habitual offender enhancement.

**Class 2 Felony** – An offense whereby a person convicted of this felony shall be imprisoned with a sentence range of 10-30 years, with not more than twenty years added as a habitual offender enhancement.

**Class 3 Felony** – An offense whereby a person convicted of this felony shall be imprisoned with a sentence range of 3-16 years, with not more than twenty years added as a habitual offender enhancement.

**Class 4 Felony** – An offense whereby a person convicted of this felony shall be imprisoned with a sentence range of 2-12 years, with not more than twenty years added as a habitual offender enhancement.

**Class 5 Felony** – An offense whereby a person convicted of this felony shall be imprisoned with a sentence range of 1-6 years, with not more than six years added as a habitual offender enhancement.

**Class 6 Felony** – An offense whereby a person convicted of this felony shall be imprisoned with a sentence range of 0.5-2.5 years, with not more than six years added as a habitual offender enhancement.

**Contracted Beds** - Those offenders who have been committed to the Indiana Department of Correction, but are housed in a local work release facility under contract of a 3rd party provider.

**County Jail "Back-ups" (Jail Bed Count)** – Those offenders who have been committed to the Indiana Department of Correction, but are housed in a county jail until they can be transferred to a Department of Correction intake facility. The county receives \$35.00 per day, per offender, to house these offenders.

**Ending Count** – The number of offenders physically present at the end of the day (ie, 2400:00 hours).

**Felon** – A person convicted in any jurisdiction who might have been imprisoned for more than one year.

**Murder** - An offense whereby a person convicted of this felony shall be imprisoned for a fixed term of fifty-five years, with not more than ten years added for aggravating circumstances, or not more than ten years subtracted for mitigating circumstances.

## Definitions Continued

**Operational Capacity** – The total bed capacity of the facility. The capacity of a facility is the number of beds authorized for safe and efficient operation of the facility.

**Pre-Dispositional** – An individual ordered by the Court to the Indiana Department of Correction for evaluation prior to sentencing.

**Release** – The means by which an offender leaves the custody or jurisdiction of the Indiana Department of Correction. For this report, with the exception of an escape, this does not include a temporary absence.

**Safekeeper** – An individual whom the Court has determined to be in imminent danger of serious bodily injury or death, or who represents a substantial threat to the safety of others, and whom the Court has ordered to the Indiana Department of Correction for custody and security control.

**Maximum Level Facilities** – Maximum security facilities have very restrictive security measures and housing is celled space.

**Medium Level Facilities** – Medium security facilities have moderate degree of security measures and housing consists of dormitories and celled space.

**Minimum Level Facilities** – Minimum Security Facilities have the least restrictive security measures and housing is dormitory style. Also included as minimum security are work release program offenders who leave the facility for outside employment but return nightly.

**Intake Facilities** – Intake facilities are designated to receive newly committed adult offenders. During the intake process each offender is evaluated through interviews, reports and diagnostic tests. This evaluation forms the basis of the offenders' facility and program assignment.

**Secure Housing Units** – Denotes maximum control with the most restrictive security measures in place.

**Vacancy** – The number of beds available for assignment.

**Juvenile Diagnostic/Walkthrough** – A Juvenile court can order a youth to the Department of Correction to be temporarily committed for not more than 14 days (excluding Saturdays, Sundays and Legal holidays) for the purpose of an evaluation. The youth must be adjudicated delinquent and the order has to be prior to disposition. The department will send a report to the court of the written findings.

## **Indiana Department of Correction Population Summary**

- There were 24,168 adult male offenders (including 196 county jail “back-ups” and 76 in contracted beds) on December 01, 2018. This population is 2% below operational bed capacity for general population.
- There were 2,572 adult female offenders (including 34 county jail “back-ups” and 27 in contracted beds) on December 01, 2018. This population is 7% below the operational bed capacity.
- There were 369 juvenile male offenders in the Department’s facilities on December 01, 2018. This population is 37% below the operational bed capacity.
- There were 41 juvenile female offenders in the Department’s facilities on December 01, 2018. This population is 34% below the operational bed capacity.
- There were 5,835 adult males on parole in Indiana (5,347 Indiana parolees and 488 other jurisdiction parolees) on December 05, 2018.
- There were 608 adult females on parole in Indiana (555 Indiana parolees and 53 other jurisdiction parolees) on December 05, 2018.
- There were 861 adults admitted to IDOC (742 male and 119 female) and 880 adults released from IDOC (749 male and 131 female) in November 2018.
- There were 54 juveniles admitted to IDOC (44 male and 10 female) and 48 juveniles released from IDOC (37 male and 11 female) in December 2018.

**Indiana Department of Correction  
Human Resource Report**

**November 30, 2018**

**ADULT FACILITIES**

Facility	Total Staff*	Custody Staff	Non-Custody	Vacancies	Hires - Rehires	Retired - Terminated	Inter-Agency		Contract/Vendor		
							In	Out	Aramark	Health	Education
Branchville Correctional Facility	254	179	75	21	6	6	1	0	9	32	7.0
Chain O'Lakes Correctional Facility	28	21	7	2	1	1	0	0	3	2	0.0
Correctional Industrial Facility	298	228	70	70	2	7	0	0	13	27	4.0
Edinburgh Correctional Facility	69	53	16	3	9	5	0	0	7	6	0.0
Indiana State Prison/Lakeside	496	382	114	74	19	8	1	0	24	39	5.0
Indiana Women's Prison	187	129	58	8	10	3	0	0	6	27	6.0
Madison Correctional Facility	184	130	54	69	2	7	0	0	9	24	4.0
Miami Correctional Facility	470	360	110	84	12	11	0	0	29	60	12.0
New Castle Correctional Facility**	400	267	133	142	0	0	0	0	32	55	19.0
Pendleton Correctional Facility	429	305	124	93	13	6	1	0	19	50	1.5
Plainfield Correctional Facility	347	262	85	48	21	4	0	0	24	45	12.0
Putnamville Correctional Facility	449	332	117	75	17	11	0	0	18	37	11.0
Reception-Diagnostic Center	209	161	48	40	7	3	1	1	0	30	0.0
Rockville Correctional Facility	235	163	72	32	6	2	0	0	14	37	9.0
South Bend Comm. Re-Entry Center	35	25	10	7	1	0	0	0	4	2	0.0
Heritage Trail DOC Staff	22	0	22	4	0	0	0	0	0	11	10.0
Heritage Trail GEO Staff**	138	96	42	37	0	0	0	0	4	11	0.0
Wabash Valley Correctional Facility	581	455	126	66	14	18	1	1	29	60	8.0
Westville Correctional Facility	647	482	165	124	25	5	0	0	32	67	13.5
<b>Total</b>	<b>5,478</b>	<b>4,030</b>	<b>1,448</b>	<b>999</b>	<b>165</b>	<b>97</b>	<b>5</b>	<b>2</b>	<b>276</b>	<b>622</b>	<b>122.0</b>

**JUVENILE FACILITIES**

Facility	Total Staff*	Custody Staff	Non-Custody	Vacancies	Hires - Rehires	Retired - Terminated	Inter-Agency		Contract/Vendor		
							In	Out	Aramark	Health	Education
Camp Summit	59	42	17	6	0	1	0	0	5	7	2.0
Logansport Intake/North Central	160	105	55	28	3	3	2	2	10	14	3.0
Pendleton Juvenile Correctional	235	158	77	58	11	6	1	0	6	18	4.0
<b>Total</b>	<b>454</b>	<b>305</b>	<b>149</b>	<b>92</b>	<b>14</b>	<b>10</b>	<b>3</b>	<b>2</b>	<b>21</b>	<b>39</b>	<b>9.0</b>

**ADMINISTRATIVE**

Central Office***	<b>Total</b>	540	187	353	37	1	3	2	2	0	0	1.5
-------------------	--------------	-----	-----	-----	----	---	---	---	---	---	---	-----

**TOTALS**

<b>STATE EMPLOYEE TOTAL</b>	<b>5,934</b>	<b>4,159</b>	<b>1,775</b>	<b>949</b>	<b>180</b>	<b>110</b>	<b>10</b>	<b>6</b>	<b>0</b>	<b>0</b>	<b>0</b>
<b>CONTRACT EMPLOYEE TOTAL</b>	<b>1,629</b>	<b>363</b>	<b>1,266</b>	<b>179</b>	<b>0</b>	<b>0</b>	<b>0</b>	<b>0</b>	<b>297</b>	<b>661</b>	<b>133</b>
<b>GRAND TOTAL</b>	<b>7,563</b>	<b>4,522</b>	<b>3,041</b>	<b>1,128</b>	<b>180</b>	<b>110</b>	<b>10</b>	<b>6</b>	<b>297</b>	<b>661</b>	<b>133</b>

\* Total Active Staff does not include those on disability, suspension, or leave with pay.

\*\* New Castle Correctional Facility and Heritage Trail are privately contracted institutions. Their hire/rehire and termination/reire data is not provided to DOC.

\*\*\* Includes Technology Services Division, PEN Products, Staff Development and Training, and the Parole Division (counted as Custody Staff)

Note: Total staff, custody staff, non-custody staff, and vacancy data are as of the end of the month.

Hires and re-hires, retirements and terminations, intra-agency transfer in and transfer out are the total number of actions for the month.

Source: DOC Human Resource



# Offender Statistics



**Indiana Department of Correction**  
**Table 1**  
**Offender Population & Vacancy Numbers, by Facility Security Level**  
**December 1, 2018**

**Minimum Security - Adult MALE**

	<b>October Ending Count</b>	<b>General Population Vacancies</b>	<b>Programs &amp; Treatment Vacancies</b>	<b>Segregation &amp; Infirmery Vacancies</b>	<b>Down Beds</b>	<b>Held Beds</b>
Chain O'Lakes	98	25	0	0	0	0
Edinburgh	331	12	0	0	0	1
Miami - MCA	198	6	0	0	0	0
New Castle - NCA	191	11	0	0	1	1
Pendleton - IRO	215	2	0	0	1	2
Westville - WCA	305	35	9	0	23	7
Wabash Valley - WVA	184	12	0	0	0	2
<b>Total</b>	<b>1,522</b>	<b>103</b>	<b>9</b>	<b>0</b>	<b>25</b>	<b>13</b>

**Re-Entry & Work Release - Adult MALE**

Bartholomew Co. Re-Entry	7	13	0	0	0	0
Chain O'Lakes Re-Entry	17	0	0	0	0	0
Duvall Center Re-Entry	21	19	0	0	0	0
Lake Co. Re-Entry	3	7	0	0	0	0
South Bend Re-Entry	158	13	0	0	0	1
VOA/Hope Hall Re-Entry	20	0	0	0	0	0
Starke Co. PI - TC	27	0	20	0	0	1
<b>Total</b>	<b>253</b>	<b>52</b>	<b>20</b>	<b>0</b>	<b>0</b>	<b>2</b>

**Medium Security - Adult MALE**

	<b>October Ending Count</b>	<b>General Population Vacancies</b>	<b>Programs &amp; Treatment Vacancies</b>	<b>Segregation &amp; Infirmery Vacancies</b>	<b>Down Beds</b>	<b>Held Beds</b>
Branchville	1,373	67	40	4	0	1
Correctional Industrial	1,413	64	2	8	0	8
Indiana State Prison ISO	372	12	0	0	0	1
Plainfield	1,508	19	1	12	154	2
Putnamville	2,173	11	0	4	322	0
Heritage Trail	857	4	0	0	0	7
Westville	2,504	31	70	26	277	33
New Castle	2,333	31	24	30	2	11
<b>Total</b>	<b>12,533</b>	<b>239</b>	<b>137</b>	<b>84</b>	<b>755</b>	<b>63</b>



Table 1 (Cont.)

<b>Maximum Security - Adult MALE</b>
--------------------------------------

	October Ending Count	General Population Vacancies	Programs & Treatment Vacancies	Segregation & Infirmery Vacancies	Down Beds	Held Beds
Miami	2,847	108	4	2	11	12
Indiana State Prison	1,995	32	11	8	2	19
Pendleton	1,414	10	4	7	5	9
Pendleton Treatment Unit	178	0	31	0	5	0
ISR Secure Housing Unit	66	0	0	0	3	0
New Castle Annex	416	15	0	32	20	3
New Castle Mental Health	115	0	10	0	2	1
WCU Secure Housing Unit	106	0	0	1	2	1
Wabash Valley	1,701	9	39	20	5	11
WVS Secure Housing Unit	178	0	0	33	5	0
Reception Diag. Center	648	20	0	0	27	0
<b>Total</b>	<b>9,664</b>	<b>194</b>	<b>99</b>	<b>103</b>	<b>87</b>	<b>56</b>

<b>Minumum Security &amp; Re-Entry - Adult FEMALE</b>
---

	October Ending Count	General Population Vacancies	Programs & Treatment Vacancies	Segregation & Infirmery Vacancies	Down Beds	Held Beds
Madison	578	127	0	0	0	1
Jefferson Co. Re-Entry	53	13	0	0	0	0
Crane House	24	21	0	0	0	0
Lake Co. Re-Entry	0	10	0	0	0	0
VOA/Evansville/Female	3	2	0	0	0	0
<b>Total</b>	<b>658</b>	<b>173</b>	<b>0</b>	<b>0</b>	<b>0</b>	<b>1</b>

<b>Medium Security - Adult FEMALE</b>
---------------------------------------

Rockville	979	3	49	10	0	0
<b>Total</b>	<b>979</b>	<b>3</b>	<b>49</b>	<b>10</b>	<b>0</b>	<b>0</b>

<b>Maximum Security - Adult FEMALE</b>
--

Women's Prison	704	7	7	3	0	6
Rockville Intake	197	15	0	0	0	0
<b>Total</b>	<b>901</b>	<b>22</b>	<b>7</b>	<b>3</b>	<b>0</b>	<b>6</b>

<b>JAIL BED COUNT</b>
-----------------------

Adult Male	196	N/A	N/A	N/A	N/A	N/A
Adult Female	34	N/A	N/A	N/A	N/A	N/A
<b>Total</b>	<b>230</b>					

Table 1 (Cont.)

<b>JUVENILE OFFENDERS</b>
---------------------------

**Juvenile Male**

	October Ending Count	General Population Vacancies	Programs & Treatment Vacancies	Segregation & Infirmery Vacancies	Down Beds	Held Beds
Logansport Juvenile Intake/Diagnostic Facility	29	56	0	7	0	0
North Central Juvenile Correctional Facility	119	55	0	0	0	0
Pendleton Juvenile Correctional Facility	221	158	0	7	0	5
<b>Total</b>	<b>369</b>	<b>269</b>	<b>0</b>	<b>14</b>	<b>0</b>	<b>5</b>

**Juvenile Female**

LaPorte Juvenile Correctional Facility	41	21	0	0	0	0
--	----	----	---	---	---	---

<b>TOTALS</b>
---------------

	October Ending Count	General Population Vacancies	Programs & Treatment Vacancies	Segregation & Infirmery Vacancies	Down Beds	Held Beds
GRAND TOTAL FOR ALL ADULT MALES (Includes Jail Bed Count and Contracted Beds)	24,168	588	265	187	867	134
TOTAL FOR ADULT MALES IDOC FACILITIES ONLY	23,894	549	245	187	867	133
GRAND TOTAL FOR ALL ADULT FEMALES (Includes Jail Bed Count and Contracted Beds)	2,572	198	56	13	0	7
TOTAL FOR ADULT FEMALES IDOC FACILITIES ONLY	2,511	152	56	13	0	7
TOTAL FOR JUVENILE MALES	369	269	0	14	0	5
TOTAL FOR JUVENILE FEMALES	41	21	0	0	0	0
<b>GRAND TOTAL FOR THE DEPARTMENT (Includes Jail Bed Count and Contracted Beds)</b>	<b>27,150</b>	<b>1,076</b>	<b>321</b>	<b>214</b>	<b>867</b>	<b>146</b>
<b>GRAND TOTAL FOR THE DEPARTMENT (Excludes Jail Bed Count and Contracted Beds)</b>	<b>26,815</b>	<b>991</b>	<b>301</b>	<b>214</b>	<b>867</b>	<b>145</b>

Sources: Planning Division Facility Body Count Report  
 Planning Division Juvenile Daily Count Report  
 OIS - Jail Bed Count  
 Operational Support Services - Vacancy Report

**Indiana Department of Correction**  
**Table 2**  
**Operational Capacity Compared to Population, by Facility**  
**December 1, 2018**

<b>Minimum Security - Adult MALE</b>					
--------------------------------------	--	--	--	--	--

	Oct	Nov	Nov	Nov	Percent +/-
	Operational	Operational	Adjusted	Ending	Capacity
	Capacity	Capacity	Operational	Count	Capacity
			Capacity*		
Chain O'Lakes	123	123	123	98	-20%
Edinburgh	344	344	343	331	-3%
Miami - MCA	204	204	204	198	-3%
New Castle - NCA	204	204	202	191	-5%
Pendleton - IRO	220	220	217	215	-1%
Westville - WCA	379	379	340	305	-10%
Wabash Valley - WVA	198	198	196	184	-6%
<b>Total</b>	<b>1,672</b>	<b>1,672</b>	<b>1,625</b>	<b>1,522</b>	<b>-6%</b>

<b>Re-Entry &amp; Work Release - Adult MALE</b>					
---	--	--	--	--	--

Bartholomew Co. Re-Entry	20	20	20	7	-65%
Chain O'Lakes Re-Entry	17	17	17	17	0%
Duval Center Re-Entry	40	40	40	21	-48%
Lake Co. Re-Entry	10	10	10	3	-70%
South Bend Re-Entry	172	172	171	158	-8%
VOA/Hope Hall Re-Entry	20	20	20	20	0%
Starke Co. PI - TC	48	48	27	27	0%
<b>Total</b>	<b>327</b>	<b>327</b>	<b>305</b>	<b>253</b>	<b>-17%</b>

<b>Medium Security - Adult MALE</b>					
-------------------------------------	--	--	--	--	--

Branchville	1,485	1,485	1,440	1,373	-5%
Correctional Industrial	1,495	1,495	1,477	1,413	-4%
Indiana State Prison ISO	385	385	384	372	-3%
Plainfield	1,696	1,696	1,527	1,508	-1%
Putnamville	2,510	2,510	2,184	2,173	-1%
Heritage Trail	868	868	861	857	0%
Westville	2,941	2,941	2,535	2,504	-1%
New Castle	<u>2,431</u>	2,431	<u>2,364</u>	<u>2,333</u>	<u>-1%</u>
<b>Total</b>	<b>13,811</b>	<b>13,811</b>	<b>12,772</b>	<b>12,533</b>	<b>-2%</b>

Table 2 (Cont.)

<b>Maximum Security - Adult MALE</b>					
	Oct	Nov	Nov	Nov	
	Operational	Operational	Adjusted	Ending	Percent +/-
	Capacity	Capacity	Operational	Count	Capacity
			Capacity*		
Miami	2,984	2,984	2,955	2,847	-4%
Indiana State Prison	2,067	2,067	2,016	1,995	-1%
Pendleton	1,449	1,449	1,424	1,414	-1%
Pendleton Treatment Unit	214	214	178	178	0%
ISR Secure Housing Unit	69	69	66	66	0%
New Castle Annex	486	486	431	416	-3%
New Castle Mental Health	128	128	115	115	0%
WCU Secure Housing Unit	110	110	106	106	0%
Wabash Valley	1,785	1,785	1,710	1,701	-1%
WVS Secure Housing Unit	<u>216</u>	<u>216</u>	<u>178</u>	<u>178</u>	<u>0%</u>
Reception Diag. Center	695	695	648	648	0%
<b>Total</b>	<b>10,203</b>	<b>10,203</b>	<b>9,827</b>	<b>9,664</b>	<b>-2%</b>

<b>Minumum Security &amp; Re-Entry - Adult FEMALE</b>					
Madison	706	706	705	578	-18%
Jefferson Co. Re-Entry	66	66	66	53	-20%
Crane House	45	45	45	24	-47%
Lake Co. Re-Entry	10	10	10	0	-100%
VOA/Evansville/Female	<u>5</u>	<u>5</u>	<u>5</u>	<u>3</u>	<u>-40%</u>
<b>Total</b>	<b>832</b>	<b>832</b>	<b>831</b>	<b>658</b>	<b>-21%</b>

<b>Medium Security - Adult FEMALE</b>					
Rockville	<u>1,041</u>	<u>1,041</u>	<u>982</u>	979	0%
<b>Total</b>	<b>1,041</b>	<b>1,041</b>	<b>982</b>	<b>979</b>	<b>0%</b>

<b>Maximum Security - Adult FEMALE</b>					
Women's Prison	727	727	711	704	-1%
Rockville Intake	<u>212</u>	212	197	197	0%
<b>Total</b>	<b>939</b>	<b>939</b>	<b>908</b>	<b>901</b>	<b>-1%</b>

<b>JAIL BED COUNT**</b>					
Adult Male	185	196	196	196	0%
Adult Female	<u>27</u>	<u>34</u>	<u>34</u>	<u>34</u>	<u>0%</u>
<b>Total</b>	<b>212</b>	<b>230</b>	<b>230</b>	<b>230</b>	<b>0%</b>

<b>JUVENILE OFFENDERS</b>					
	<b>Juvenile Male</b>				
Logansport Juvenile Intake/Diagnostic Facility	92	92	29	29	0%
North Central Juvenile Correctional Facility	174	174	174	119	-32%
Pendleton Juvenile Correctional Facility	<u>391</u>	391	<u>379</u>	221	<u>-42%</u>
<b>Total</b>	<b>657</b>	<b>657</b>	<b>582</b>	<b>369</b>	<b>-37%</b>

Table 2 (Cont.)

### Juvenile Female

	Oct	Nov	Nov Adjusted	Nov	Percent +/-
	Operational Capacity	Operational Capacity	Operational Capacity*	Ending Count	Capacity
LaPorte Juvenile Correctional Facility	62	62	62	41	-34%

<b>TOTALS</b>					
	Oct	Nov	Nov Adjusted	Nov	Percent +/-
	Operational Capacity	Operational Capacity	Operational Capacity*	Ending Count	Capacity
GRAND TOTAL FOR ALL ADULT MALES (Includes Jail Bed Count and Contracted Beds)	26,198	26,209	24,725	24,168	-2%
TOTAL FOR ADULT MALES IDOC FACILITIES ONLY	25,686	25,875	24,412	23,894	-2%
GRAND TOTAL FOR ALL ADULT FEMALES (Includes Jail Bed Count and Contracted Beds)	2,839	2,846	2,755	2,572	-7%
TOTAL FOR ADULT FEMALES IDOC FACILITIES ONLY	2,752	2,752	2,661	2,511	-6%
TOTAL FOR JUVENILE MALES	657	657	582	369	-37%
TOTAL FOR JUVENILE FEMALES	62	62	62	41	-34%
<b>GRAND TOTAL FOR THE DEPARTMENT</b> (Includes Jail Bed Count** and Contracted Beds)	29,756	29,774	28,124	27,150	-3%
<b>GRAND TOTAL FOR THE DEPARTMENT</b> (Excludes Jail Bed Count and Contracted Beds)	29,157	29,346	27,717	26,815	-3%

\*Adjusted Operational Capacity includes Intake Beds and excludes Down, Held, and Segregation/Infirmary, and Program/Treatment Hold Beds.

\*\*Jail Bed Counts - IDOC offender Jail Bed holding is demand-based, therefore Jail Bed Percent Capacity is always 0%. Jail Bed Operational Capacity is determined by each county's availability and fluctuates from month to month.

Sources: Planning Division Facility Body Count Report  
 Planning Division Juvenile Daily Count Report  
 OIS - Jail Bed Count  
 Operational Support Services - Vacancy Report

**Indiana Department of Correction**  
**Table 3**  
**Facility Population on the First Day of Each Month**  
**(Excludes County Jail "Back-ups" & Contracted Beds)**

<b><u>2017</u></b>	<b><u>Adult Male</u></b>	<b><u>Adult Female</u></b>	<b><u>Juvenile Male</u></b>	<b><u>Juvenile Female</u></b>	<b><u>Total</u></b>
January	22,939	2,106	364	45	25,454
February	22,847	2,132	359	39	25,377
March	22,893	2,142	352	38	25,425
April	23,034	2,150	368	37	25,589
May	22,982	2,164	385	35	25,566
June	23,001	2,207	378	36	25,622
July	23,056	2,216	402	38	25,712
August	23,101	2,224	391	36	25,752
September	23,231	2,292	385	35	25,943
October	23,379	2,305	382	36	26,102
November	23,290	2,331	357	33	26,011
December	23,583	2,315	369	38	26,305
<b><u>2018</u></b>	<b><u>Adult Male</u></b>	<b><u>Adult Female</u></b>	<b><u>Juvenile Male</u></b>	<b><u>Juvenile Female</u></b>	<b><u>Total</u></b>
January	23,290	2,345	354	40	26,029
February	23,273	2,356	372	47	26,048
March	23,364	2,395	394	45	26,198
April	23,505	2,414	395	48	26,362
May	23,506	2,443	387	43	26,379
June	23,719	2,466	394	40	26,619
July	23,794	2,447	379	29	26,649
August	23,677	2,442	377	35	26,531
September	23,738	2,502	373	32	26,645
October	23,788	2,505	375	39	26,707
November	23,874	2,523	357	41	26,795
December	24,168	2,572	369	41	27,150

Source: Research Division Juvenile Daily Count Report

**Indiana Department of Correction**  
**Table 4**  
**Parole Caseload on December 05, 2018**

<u>Parole District</u>	<b>Indiana Parolees</b>		<b>Other Jurisdiction</b>		<u>Total</u>
	<u>Adult Male</u>	<u>Adult Female</u>	<u>Adult Male</u>	<u>Adult Female</u>	
	<i>Interstate Compact (PD0)*</i>	423	51	488	
<b><u>District Supervision Breakdown as follows:</u></b>					
Re-Entry Parole (PD1)	314	49	37	3	403
Fort Wayne (PD2)	630	62	42	3	737
Indianapolis (PD3)	1329	115	77	7	1,528
Evansville (P4A)	399	35	49	6	489
Terre Haute (P4B)	450	38	28	3	519
Bloomington (PD5)	289	30	26	3	348
Gary (PD6)	441	34	78	7	560
New Castle (PD7)	560	78	43	4	685
South Bend (PD8)	636	54	71	7	768
Madison (PD9)	299	60	37	10	406
<b>Total</b>	<b>5,770</b>	<b>606</b>	<b>488</b>	<b>53</b>	<b>6,917</b>

**Total Parole Population on the First Day of Each Month**

<u>Calendar Year 2018</u>	<b>Indiana Parolees</b>		<b>Other Jurisdiction</b>		<u>Total</u>
	<u>Adult Male</u>	<u>Adult Female</u>	<u>Adult Male</u>	<u>Adult Female</u>	
January	6,398	686	482	62	7,628
February	6,398	686	513	58	7,655
March	6,327	687	514	55	7,583
April	6,288	678	490	52	7,508
May	6,225	654	494	58	7,431
June	6,122	652	510	56	7,340
July	6,046	654	497	53	7,250
August	6,012	638	506	55	7,211
September	5,941	621	508	57	7,127
October	5,860	608	493	56	7,017
November	5,778	604	471	53	6,906
December	5,770	606	488	53	6,917

\* Includes Indiana parolees who are serving their parole in another state, as well as offenders from other States being supervised in Indiana (Interstate Compact)

Sources: Juvenile Services  
Parole Division



# Adult Offender Statistics





**Indiana Department of Correction**  
**Table 5**  
**Monthly Admissions and Releases- Adult Offenders**  
(Includes County Jail "Back-ups" & Contracted Beds)  
**November 2018**

<b>Admissions</b>	<b>Male</b>	<b>Female</b>	<b>Total</b>
New Commitments	432	49	481
Parole Violators - New Commits	19	3	22
Parole Violators - Technical	115	6	121
Unsentenced (Safekeepers)	3	0	3
Return from Esc - Sec/NonSec Facility	1	0	1
Return from Escape - Non-Secure Facility	1	1	2
Return from Escape - CTP Absconds	0	0	0
Court Supervision Violators - New Commits	87	25	112
Court Supervision Violators - Technical	69	35	104
Return from CTP - New Commits	1	0	1
Return from CTP - Technical	14	0	14
Unknown (Missing Data)	0	0	0
<b>Total Admissions</b>	<b>742</b>	<b>119</b>	<b>861</b>

<b>Releases</b>	<b>Male</b>	<b>Female</b>	<b>Total</b>
Parole	378	55	433
Probation	193	42	235
Escape Secure Facility	0	0	0
Walk-Away - Non-Secure Facility	2	2	4
Discharged	65	20	85
Unsentenced Discharged	2	0	2
Other (i.e. Death)	4	0	4
Community Transition Program (CTP)	101	12	113
CTP Absconds	4	0	4
Unknown (Missing Data)	0	0	0
<b>Total Releases</b>	<b>749</b>	<b>131</b>	<b>880</b>

*Of the 432 new commitments of male felons, 236 (54.6%) had a prior commitment.*

*Of the 49 new commitments of female felons, 20 (40.8%) had a prior commitment.*

*Effective July 1, 1998, misdemeanants are to be committed to DOC only under special circumstances (IC 11-12-6)*

Sources: SAS-prsadm8.pgm, SAS - prisrel8.pgm



**Indiana Department of Correction  
Table 7**

**Release Type by County of Commitment - Adult Offenders**

**November 2018**

County	Release Type				Total	County	Release Type				Total
	Parole	Probation	Discharged	CTP			Parole	Probation	Discharged	CTP	
Adams	1	1	1	1	4	Madison	17	5	3	5	30
Allen	11	11	3	11	36	Marion	126	49	16	10	201
Bartholomew	4	0	0	2	6	Marshall	4	2	0	0	6
Benton	0	1	0	0	1	Martin	1	0	1	0	2
Blackford	1	0	1	0	2	Miami	1	1	1	0	3
Boone	2	1	0	0	3	Monroe	6	2	0	0	8
Brown	1	1	0	0	2	Montgomery	8	1	0	1	10
Carroll	5	1	0	0	6	Morgan	4	1	0	1	6
Cass	1	1	1	4	7	Newton	1	1	0	0	2
Clark	5	4	1	0	10	Noble	2	1	0	0	3
Clay	0	2	1	0	3	Ohio	1	0	0	0	1
Clinton	7	1	0	1	9	Orange	4	1	0	0	5
Crawford	0	0	0	0	0	Owen	2	0	0	0	2
Daviess	0	2	0	0	2	Parke	0	1	0	0	1
Dearborn	3	9	0	0	12	Perry	0	1	1	0	2
Decatur	2	0	2	1	5	Pike	1	0	1	0	2
DeKalb	3	2	0	0	5	Porter	7	3	0	0	10
Delaware	4	2	1	1	8	Posey	1	0	0	0	1
Dubois	1	0	0	0	1	Pulaski	0	0	0	0	0
Elkhart	14	11	4	9	38	Putnam	0	0	0	1	1
Fayette	2	5	0	5	12	Randolph	0	1	0	2	3
Floyd	3	2	1	0	6	Ripley	4	4	2	0	10
Fountain	0	1	0	1	2	Rush	4	1	1	0	6
Franklin	1	2	1	0	4	St. Joseph	7	3	0	2	12
Fulton	2	0	1	0	3	Scott	2	3	0	1	6
Gibson	2	0	1	1	4	Shelby	8	3	1	2	14
Grant	5	4	0	2	11	Spencer	1	0	0	0	1
Greene	3	3	1	0	7	Starke	1	0	0	2	3
Hamilton	9	4	2	2	17	Steuben	0	0	0	2	2
Hancock	3	7	1	0	11	Sullivan	0	0	0	1	1
Harrison	0	3	0	0	3	Switzerland	0	1	0	0	1
Hendricks	3	2	1	0	6	Tippecanoe	4	7	5	4	20
Henry	4	3	2	4	13	Tipton	0	0	1	0	1
Howard	4	3	2	4	13	Union	1	0	0	0	1
Huntington	6	4	0	0	10	Vanderburgh	14	3	8	6	31
Jackson	7	1	1	2	11	Vermillion	1	3	0	0	4
Jasper	1	0	0	1	2	Vigo	5	3	0	5	13
Jay	3	4	0	0	7	Wabash	3	2	0	2	7
Jefferson	3	2	1	2	8	Warren	0	1	0	0	1
Jennings	4	1	1	0	6	Warrick	3	0	0	0	3
Johnson	8	6	3	1	18	Washington	4	1	0	0	5
Knox	0	0	2	2	4	Wayne	13	3	2	1	19
Kosciusko	2	5	1	0	8	Wells	3	3	0	0	6
LaGrange	1	4	0	0	5	White	1	0	0	0	1
Lake	13	2	4	4	23	Whitley	2	3	0	1	6
LaPorte	6	2	1	0	9	Unknown	0	0	2	1	3
Lawrence	6	1	0	2	9	<b>Totals</b>	<b>433</b>	<b>235</b>	<b>87</b>	<b>113</b>	<b>868</b>

This data excludes Temporary Moves, Safekeepers, Predispositions, Escapes, Deaths, releases from CTP and releases from Out of State Parole.

\*"Unknown" represents offenders who were sentenced to DOC, but County of Commitment data was unavailable.

Source: prisrel7.pgm

**Indiana Department of Correction**  
**Table 8**  
**The Number of Department of Correction Offenders**  
**Held in County Jails\***  
**November 26, 2018**

<u>County</u>	<u>Adult Male</u>	<u>Adult Female</u>	<u>County</u>	<u>Adult Male</u>	<u>Adult Female</u>	<u>County</u>	<u>Adult Male</u>	<u>Adult Female</u>
Adams	1	0	Hendricks	2	0	Pike	0	0
Allen	19	6	Henry**	0	0	Porter	4	0
Bartholomew	1	0	Howard	0	0	Posey	1	0
Benton	0	0	Huntington	0	0	Pulaski**	0	1
Blackford**	1	0	Jackson	2	0	Putnam**	0	0
Boone	0	0	Jasper	1	0	Randolph	8	0
Brown	0	0	Jay	0	0	Ripley	2	0
Carroll	1	2	Jefferson	2	0	Rush	0	0
Cass	1	1	Jennings	0	0	St. Joseph	8	1
Clark	3	0	Johnson	1	1	Scott	0	1
Clay	2	0	Knox**	0	1	Shelby	3	0
Clinton	5	2	Kosciusko	3	2	Spencer**	1	0
Crawford**	0	0	LaGrange	2	0	Starke	0	0
Daviess	2	0	Lake	27	1	Steuben	0	0
Dearborn	3	0	LaPorte	3	0	Sullivan	0	0
Decatur	2	0	Lawrence	1	0	Switzerland	0	0
DeKalb	0	0	Madison	8	3	Tippecanoe	4	0
Delaware	4	0	Marion	16	1	Tipton	0	0
Dubois	0	1	Marshall	0	0	Union	0	0
Elkhart	10	1	Martin	4	0	Vanderburgh	4	1
Fayette	1	0	Miami	3	0	Vermillion	1	0
Floyd	2	0	Monroe	3	0	Vigo	3	0
Fountain	0	0	Montgomery	1	0	Wabash	0	1
Franklin	0	1	Morgan	2	0	Warren	0	0
Fulton	0	0	Newton	0	0	Warrick	0	0
Gibson	1	0	Noble	2	0	Washington	0	2
Grant	2	3	Ohio	0	0	Wayne	3	0
Greene	1	0	Orange**	2	0	Wells**	5	0
Hamilton	0	0	Owen	1	1	White	0	0
Hancock	0	0	Parke	1	0	Whitley	0	0
Harrison**	0	0	Perry	0	0	<b>Total</b>	<b>196</b>	<b>34</b>

\* Data is based on known frequencies reported by the counties; some county data may be missing

\*\* County Jail Substance Abuse Programs

Source: Offender Movement□

**Indiana Department of Correction**  
**Table 9**  
**Community Transition Program**  
**Average Daily Populations**

<u>Month</u>	<u>2014</u>	<u>2015</u>	<u>2016</u>	<u>2017</u>	<u>2018</u>
January	521	457	518	465	392
February	511	442	480	475	402
March	492	468	492	475	411
April	470	529	518	481	441
May	496	549	499	487	443
June	504	539	469	481	398
July	494	539	491	445	386
August	475	559	496	421	395
September	479	538	509	400	387
October	484	564	478	385	384
November	482	528	470	389	366
December	<u>475</u>	<u>522</u>	<u>461</u>	<u>372</u>	
<b>YEARLY AVERAGE</b>	<b>490</b>	<b>519</b>	<b>490</b>	<b>440</b>	<b>400</b>

Source: CTP Database and OIS Warmbody

**Indiana Department Of Correction**  
**Table 10**  
**Community Transition Program**  
**November 2018 Release Information (Felony Level A-D)**

<b>Total number of offenders eligible to be released =</b>		<b>227</b>
Felony A and B total =	162	
Felony C total =	56	
Felony D total =	8	
Murder =	1	
<b>Total number of offenders transitioned to counties for CTP =</b>		<b>43</b>
By default (lack of response from judge)		
Felony A or B =	0	
Felony C =	8	
Felony D =	0	
By approval by court order from judge		
Felony A or B =	28	
Felony C =	7	
Felony D =	0	
Murder =	0	
<b>Total number of offenders transitioned to counties then returned to DOC due to refusal (court ordered denial upon receipt of offender) =</b>		<b>0</b>
<b>Total number of court ordered denials =</b>		<b>123</b>
Felony A or B =	82	
Felony C =	33	
Felony D =	8	
Murder =	0	
<b>Total number of Felony A or B, or Murder denials by default (no response from judge) =</b>		<b>40</b>
<b>Total number of offenders who became ineligible after eligibility determined but prior to CTP commencement date (reasons include change in Earliest Possible Release Date, change in warrant status, released to probation or to parole, other miscellaneous) =</b>		<b>21</b>
Felony A or B =	13	
Felony C =	8	
Felony D =	0	
Murder =	0	

**Indiana Department Of Correction**  
**Table 10**  
**Community Transition Program**  
**November 2018 Release Information (Felony Level 1-6)**

<b>Total number of offenders eligible to be released =</b>		<b>253</b>
Felony 1 and 2 total =	3	
Felony 3 and 4 total =	69	
Felony 5 and 6 total =	181	
<b>Total number of offenders transitioned to counties for CTP =</b>		<b>74</b>
By default (lack of response from judge)		
Felony 1 and 2 total =	0	
Felony 3 and 4 total =	0	
Felony 5 and 6 total =	27	
By approval by court order from judge		
Felony 1 and 2 total =	1	
Felony 3 and 4 total =	16	
Felony 5 and 6 total =	30	
<b>Total number of offenders transitioned to counties then returned to DOC due to refusal (court ordered denial upon receipt of offender) =</b>		<b>0</b>
<b>Total number of court ordered denials =</b>		<b>137</b>
Felony 1 and 2 total =	2	
Felony 3 and 4 total =	36	
Felony 5 and 6 total =	99	
<b>Total number of Felony 1 or 2 denials by default (no response from judge) =</b>		<b>0</b>
<b>Total number of offenders who became ineligible after eligibility determined but prior to CTP commencement date (reasons include change in Earliest Possible Release Date, change in warrant status, released to probation or to parole, other miscellaneous) =</b>		<b>32</b>
Felony 1 and 2 total =	0	
Felony 3 and 4 total =	7	
Felony 5 and 6 total =	25	

Indiana Department of Correction  
Table 11  
Total Number of Felony Offenses  
Committed to the Indiana Department of Correction

November 2018

Felony Level	Primary Offense	Secondary Offense	Nov-18		This Calendar Year	
			SEX		SEX	
			F	M	F	M
Murder	Murder (35-42-1-1)		-	10	6	98
		Firearm Enhancement (35-50-2-11)	-	-	-	1
<b>Murder Total</b>			<b>0</b>	<b>10</b>	<b>6</b>	<b>99</b>

Felony Level	Primary Offense	Secondary Offense	Nov-18		This Calendar Year	
			SEX		SEX	
			F	M	F	M
A Felony	Arson (35-43-1-1)		-	-	-	2
	Burglary (35-43-2-1)		-	-	-	4
	Child Molesting (35-42-4-3)		-	12	6	69
	Criminal Deviate Conduct (35-42-4-2)		-	-	-	1
	Dealing Cocaine or Narcotic Drug (35-48-4-1)		-	-	1	34
	Dealing Methamphetamine (35-48-4-1.1)		-	-	5	9
	Dealing Sched I, II, or III Cntrld Sub (35-48-4-2)		-	-	-	13
	Possession of Cocaine or Narcotic Drug (35-48-4-6)		-	-	-	1
	Possession of Meth(35-48-4-6.1)		-	-	-	2
	Rape (35-42-4-1)		-	-	-	1
	Robbery (35-42-5-1)		-	-	-	1
	Voluntary Manslaughter (35-42-1-3)		-	-	1	-
<b>A Felony Total</b>			<b>0</b>	<b>12</b>	<b>13</b>	<b>137</b>

Felony Level	Primary Offense	Secondary Offense	Nov-18		This Calendar Year	
			SEX		SEX	
			F	M	F	M
B Felony	Aggravated Battery (35-42-2-1.5)		-	1	-	21
	Arson (35-43-1-1)		-	2	2	9
	Battery (35-42-2-1)		-	-	-	3
	Burglary (35-43-2-1)		-	5	7	174
	Carjacking (35-42-5-2)		-	-	-	6
	Child Molesting (35-42-4-3)		-	-	2	14
	Conspiracy (35-41-5-2)	Robbery (35-42-5-1)	-	-	-	1
	Criminal Confinement (35-42-3-3)		-	-	-	20
	Criminal Deviate Conduct (35-42-4-2)		-	-	-	1
	Dealing Cocaine or Narcotic Drug (35-48-4-1)		1	10	29	122
	Dealing Methamphetamine (35-48-4-1.1)		2	9	39	128
	Dealing Sched I, II, or III Cntrld Sub (35-48-4-2)		7	5	41	63
	Dealing Sched IV Cntrld Sub (35-48-4-3)		-	1	-	4
	Fail to Stop Accident w/Injury (9-26-1-1)		-	-	-	1
	Felon in Possession of a Firearm (35-47-4-5)		-	2	-	31
	Incest (35-46-1-3)		-	-	-	2
	Neglect of a Dependent (35-46-1-4)		-	-	2	4
	Operating Vehicle Intoxicated/Death (9-30-5-5)		-	-	-	3
	Possession Methamphetamine (35-48-4-6.1)		-	-	2	9
	Possession of Cocaine or Narcotic Drug (35-48-4-6)		-	2	3	11
	Prisoner Poss. Dang Device/Material (35-44-3-9.5)		-	-	-	1
	Rape (35-42-4-1)		-	-	-	7
	Robbery (35-42-5-1)		4	3	5	100
	Security Fraud (23-19-5-1)		-	-	-	4
	Sexual Misconduct with a Minor (35-42-4-9)		-	1	4	28
	Stalking (35-45-10-5)		-	-	-	1
	Vicarious Sexual Gratification (35-42-4-5)		-	-	1	-
<b>B Felony Total</b>			<b>14</b>	<b>41</b>	<b>137</b>	<b>768</b>

Felony Level	Primary Offense	Secondary Offense	Nov-18		This Calendar Year	
			SEX		SEX	
			F	M	F	M
C Felony	Assisting a Criminal (35-44-3-2)		-	-	-	1
	Attempt to Commit a Felony (35-41-5-1)	Robbery (35-42-5-1)	-	-	-	1
	Auto Theft, Receiving Stolen Parts (35-43-4-2.5)		-	1	-	6
	Battery (35-42-2-1)		-	2	4	28
	Battery by Bodily Waste (35-42-2-6)		-	-	1	1
	Burglary (35-43-2-1)		-	7	1	64
	Carrying Handgun w/o License (35-47-2-23)		-	-	-	2
	Check Fraud (35-43-5-12)		-	-	-	1
	Child Exploitation (35-42-4-3)		-	-	1	3
	Child Molesting (35-42-4-3)		-	4	1	40
	Child Solicitation (35-42-4-6)		-	-	-	1
	Corrupt Business Influence (35-45-6-2)		-	1	2	9
	Criminal Confinement (35-42-3-3)		-	-	1	3
	Criminal Gang Enhancement (35-50-2-15)		-	-	-	1



Felony Level	Primary Offense	Secondary Offense	Nov-18		This Calendar Year	
			SEX		SEX	
			F	M	F	M
C Felony (cont'd)	Criminal Recklessness (35-42-2-2)		-	1	-	6
	Dealing Cocaine or Narcotic Drug (35-48-4-1)		-	-	-	1
	Dealing Marijuana, Hash Oil, or Hashish (35-48-4-10)		-	-	-	2
	Dealing Sched IV Controlled Substance (35-48-4-3)		1	1	3	7
	Dealing/Poss. Look-Alike Subs (35-48-4-4.6)		-	-	1	1
	Escape/Failure to Return (35-44-3-5)		-	-	-	3
	Failure to Register as a Sex Offender (11-8-8-17)		-	-	-	1
	Firearm w/in One Mile of School (35-47-2-1)		-	-	-	6
	Forgery (35-43-5-2)		-	8	-	52
	Fraud on Financial Institution (35-43-5-8)		1	-	1	3
	Handgun Violation (35-47-2-7)		-	-	-	3
	Home Improvement Fraud (35-43-6-13)		-	-	-	1
	Intimidation (35-45-2-1)		-	-	-	9
	Maintain Common Nuisance (35-48-4-13)		-	-	-	1
	Neglect of a Dependent (35-46-1-4)		-	-	1	11
	Non-Support of Dependent Child (35-46-1-5)		1	2	6	37
	Obliterating Handgun I.D. (35-47-2-18)		-	1	-	2
	Operating Vehicle Intoxicated/Death (9-30-5-5)		-	-	-	1
	Operating Vehicle Intoxicated/Injury (9-30-5-4)		-	-	-	1
	Operating Vehicle w/Lifetime Suspension (9-30-10-17)		-	-	4	20
	Possession Methamphetamine (35-48-4-6.1)		-	-	4	3
	Possession of Cocaine or Narcotic Drug (35-48-4-6)		-	1	1	10
	Possession of Controlled Substance (35-48-4-7)		-	-	-	6
	Possession of Precursors (35-48-4-14.5)		-	-	2	3
	Possession/Use Legend Drug (16-42-19-27)		-	-	2	-
	Prisoner Poss. Dang Device/Material (35-44-3-9.5)		-	-	-	1
	Promoting Prostitution (35-45-4-4)		-	-	1	1
	Reckless Homicide (35-42-1-5)		-	-	-	1
	Resisting Law Enforcement (35-44.1-3-1)		-	-	-	1
	Robbery (35-42-5-1)		-	3	1	41
	Security Fraud (23-19-5-1)		-	-	-	1
	Security Sale Fraud (23-2-6-3)		-	-	-	1
	Sexual Battery (35-42-4-8)		-	-	-	2
	Sexual Misconduct with a Minor (35-42-4-9)		-	1	1	21
	Stalking (35-45-10-5)		-	-	-	1
	Trafficking with an Inmate (35-44-3-9)		-	-	2	2
	Welfare Fraud (35-43-5-7)		-	-	2	1
C Felony Total			3	33	70	425

Felony Level	Primary Offense	Secondary Offense	Nov-18		This Calendar Year	
			SEX		SEX	
			F	M	F	M
D Felony	Aiding, Inducing or Causing an Offense (35-41-2-4)	Theft, Receiving Stolen Property (35-43-4-2)	-	-	-	1
	Assisting a Criminal (35-44-3-2)		1	-	1	-
	Auto Theft, Receiving Stolen Parts (35-43-4-2.5)		-	1	1	9
	Battery (35-42-2-1)		-	1	1	10
	Battery by Bodily Waste (35-42-2-6)		-	-	-	2
	Burglary (35-43-2-1)		-	-	-	1
	Check Deception (35-43-5-5)		-	-	-	1
	Check Fraud (35-43-5-12)		-	1	-	2
	Child Exploitation (35-42-4-4)		-	-	-	2
	Child Pornography (35-42-4-4)		-	-	-	1
	Child Seduction (35-42-4-7)		-	-	-	1
	Child Solicitation (35-42-4-6)		-	-	-	2
	Controlled Substance Registration (35-48-4-14)		-	1	-	3
	Conversion (35-43-4-3)		-	-	-	1
	Criminal Confinement (35-42-3-3)		-	1	-	4
	Criminal Mischief (35-43-1-2)		-	-	-	1
	Criminal Recklessness (35-42-2-2)		-	-	1	10
	Dealing Marijuana, Hash Oil, or Hashish (35-48-4-10)		-	-	-	7
	Dealing Subs. Represent as Cntrl Subs. (35-48-4-4.5)		-	-	-	2
	Dealing/Poss. Look-Alike Subs (35-48-4-11.5)		-	-	-	1
	Dissemination of Matter Harmful to Minor (35-49-3-3)		-	-	1	-
	Domestic Battery (35-42-2-1.3)		-	-	-	10
	Driving While Suspended/Oper Veh HTV (9-30-10-16)		-	-	1	14
	Dump Controlled Substance Waste (38-48-4-1)		-	-	-	2
	Fail to Stop Accident w/Injury (9-26-1-1)		-	-	-	2
	Failure to Register as a Sex Offender (11-8-8-17)		-	-	-	2
	Failure to Return to Lawful Detention (35-44-3-5)		-	-	2	8
	Failure to Warn Comm Disease (35-42-1-9)		-	-	-	1
	Forgery, Counterfeit (35-43-5-2)		-	-	1	2
	Fraud (35-43-5-4)		-	-	1	7
	Habitual Offender Substance Abuse (35-50-2-10)		-	-	-	1
	Home Improvement Fraud (35-43-6-12)		-	1	-	1
	Identity Deception (35-43-5-3.5)		-	-	1	2
	Intimidation (35-45-2-1)		-	-	-	7
	Invasion of Privacy (35-46-1-15.1)		-	-	-	1
	Maintaining a Common Nuisance (35-48-4-13)		-	3	6	14
	Neglect of a Dependent (35-46-1-4)		-	-	4	3

Felony Level	Primary Offense	Secondary Offense	Nov-18		This Calendar Year	
			SEX		SEX	
			F	M	F	M
D Felony (cont'd)	Non-Support of a Child (35-46-1-5)		-	5	4	39
	Obstruction of Justice (35-44-3-4)		-	-	-	2
	Operating Vehicle Intox-Prior (9-30-5-3)		1	2	3	17
	Operating Vehicle Intoxicated-Endanger (9-30-5-2)		-	-	-	7
	Perjury (35-44-2-1)		-	-	-	1
	Pointing a Firearm (35-47-4-3)		-	-	-	3
	Poss. of Marijuana, Hash Oil, or Hashish (35-48-4-11)		-	-	1	19
	Possession - Syringe/Needle (16-42-19-18)		-	-	2	5
	Possession of Cocaine or Narcotic Drug (35-48-4-6)		-	-	6	15
	Possession of Controlled Substance (35-48-4-7)		-	3	5	23
	Possession of Meth(35-48-4-6.1)		-	-	5	15
	Possession of Paraphernalia (35-48-4-8.3)		-	-	-	2
	Possession of Precursors (35-48-4-14.5)		-	-	7	13
	Possession/Use of Legend Drug (16-42-19-13)		-	-	-	2
	Residential Entry (35-43-2-1.5)		-	-	1	2
	Resisting Law Enforcement (35-44-3-3)		-	-	1	18
	Resisting Law Enforcement, Vehicle (35-44.1-3-1A)		-	-	-	1
	Sexual Battery (35-42-4-8)		-	1	-	4
	Sexual Misconduct with a Minor (35-42-4-9)		-	-	-	2
	Stalking (35-45-10-5)		-	-	-	1
	Strangulation (35-42-2-9)		-	1	-	5
	Theft, Receiving Stolen Property (35-43-4-2)		1	8	31	143
	Vicarious Sexual Gratification (35-42-4-5)		-	-	-	1
Violation-1935 Firearms (35-47-5-4.1)		-	-	-	2	
Welfare Fraud (35-43-5-7)		-	-	-	1	
<b>D Felony Total</b>			<b>3</b>	<b>29</b>	<b>87</b>	<b>481</b>

Felony Level	Primary Offense	Secondary Offense	Nov-18		This Calendar Year	
			SEX		SEX	
			F	M	F	M
Level 1 Felony	Aggravated Battery (35-42-2-1.5)		-	-	1	-
	Aiding, Inducing or Causing an Offense (35-41-2-4)	Child Molesting (35-42-4-3)	-	-	1	-
		Murder (35-42-1-1)	-	5	-	9
	Attempt to Commit a Felony (35-41-5-1)	Child Molesting (35-42-4-3)	-	-	-	3
		Murder (35-42-1-1)	-	-	7	41
	Burglary (35-43-2-1)		-	-	1	5
	Child Molesting (35-42-4-3)		-	18	1	110
	Conspiracy (35-41-5-2)		-	-	-	1
		Murder (35-42-1-1)	-	-	1	1
	Criminal Gang Enhancement (35-50-2-15)		-	1	-	1
	Neglect of a Dependent/Death (35-46-1-4)		-	-	2	3
	Rape (35-42-4-1)		-	2	-	29
	Sex Misconduct w/ Minor (35-42-4-9)		-	-	-	1
<b>Level 1 Felony Total</b>			<b>0</b>	<b>26</b>	<b>14</b>	<b>204</b>

Felony Level	Primary Offense	Secondary Offense	Nov-18		This Calendar Year	
			SEX		SEX	
			F	M	F	M
Level 2 Felony	Aiding, Inducing or Causing an Offense (35-41-2-4)	Dealing Methamphetamine (35-48-4-1.1)	-	-	1	-
		Robbery (35-42-5-1)	-	-	-	1
	Arson (35-43-1-1)		-	-	-	1
	Attempt to Commit a Felony (35-41-5-1)	Burglary (35-43-2-1)	-	1	-	5
		Dealing Methamphetamine (35-48-4-1.1)	-	-	1	-
		Robbery (35-42-5-1)	-	-	2	3
		Voluntary Manslaughter (35-42-1-3)	-	-	2	-
	Battery (35-42-2-1)		-	-	-	1
	Burglary (35-43-2-1)		-	3	2	41
	Child Molesting (35-42-4-3)		-	-	-	1
	Conspiracy (35-41-5-2)	Burglary (35-43-2-1)	-	-	1	5
		Deal Sched 1,2,3 Sub (35-48-4-2)	-	-	-	1
		Dealing Cocaine or Narcotic Drug (35-48-4-1)	-	-	-	1
		Dealing Methamphetamine (35-48-4-1.1)	1	-	3	6
		Murder (35-42-1-1)	-	-	-	1
		Robbery (35-42-5-1)	-	-	-	1
	Criminal Confinement (35-42-3-3)		-	-	-	4
	Dealing Cocaine or Narcotic Drug (35-48-4-1)		-	14	5	117
	Dealing Methamphetamine (35-48-4-1.1)		5	11	39	163
	Dealing Sched I, II, or III Cntrld Sub (35-48-4-2)		-	-	1	2
	Habitual Offender (35-50-2-8)		-	-	1	-
	Possession - Destruct Device (35-47.5-5-2)		-	1	-	6
	Robbery (35-42-5-1)		-	-	2	30
Voluntary Manslaughter (35-42-1-3)		2	2	8	18	
<b>Level 2 Felony Total</b>			<b>8</b>	<b>32</b>	<b>68</b>	<b>408</b>

Felony Level	Primary Offense	Secondary Offense	Nov-18		This Calendar Year		
			SEX		SEX		
			F	M	F	M	
Level 3 Felony	Accident/Failure to Stop-Serious Inj/Death (9-26-1-1.1)		-	1	-	7	
		Aggravated Battery (35-42-2-1.5)	1	7	7	100	
	Aiding, Inducing or Causing an Offense (35-41-2-4)	Firearm Enhancement (35-50-2-11)	-	1	-	2	
		Criminal Confinement (35-42-3-3)	-	-	8	-	
		Dealing Methamphetamine (35-48-4-1.1)	-	-	1	-	
		Robbery (35-42-5-1)	-	3	8	10	
		Aggravated Battery (35-42-2-1.5)	-	-	-	4	
	Attempt to Commit a Felony (35-41-5-1)	Child Molesting (35-42-4-3)	-	-	-	1	
		Dealing Methamphetamine (35-48-4-1.1)	-	-	-	1	
		Rape (35-42-4-1)	-	-	-	4	
		Robbery (35-42-5-1)	-	1	4	29	
		Battery (35-42-2-1)	-	-	4	12	
	Burglary (35-43-2-1)	-	2	1	15		
	Child Molesting (35-42-4-3)	-	4	-	43		
	Conspiracy (35-41-5-2)	Burglary (35-43-2-1)	-	-	-	1	
		Criminal Confinement (35-42-3-3)	-	1	-	2	
	Criminal Confinement (35-42-3-3)	Dealing Methamphetamine (35-48-4-1.1)	-	-	3	2	
		Robbery (35-42-5-1)	-	2	6	16	
		Firearm Enhancement (35-50-2-11)	-	8	6	73	
			-	-	-	1	
			-	-	-	2	
		Criminal Gang Enhancement (35-50-2-15)	1	10	8	88	
		Dealing Cocaine or Narcotic Drug (35-48-4-1)	2	18	31	99	
		Dealing Methamphetamine (35-48-4-1.1)	-	-	2	3	
		Dealing Sched I, II, or III Cntrld Sub (35-48-4-2)	-	-	1	-	
		Dealing Sched IV Cntrld Sub (35-48-4-3)	-	-	-	2	
		Domestic Battery SBI Under 14 (35-42-2-1.3A)	-	-	-	2	
		Human Sexual Trafficking (35-42-3.5-1)	-	-	-	2	
	Kidnapping (35-42-3-2)	-	-	-	16		
	Manufacturing Meth (35-48-4-1.2)	-	-	-	1		
	Neglect of a Dependent/Death (35-46-1-4)	2	1	12	18		
	Possession of Cocaine or Narcotic Drug (35-48-4-6)	-	1	3	14		
	Possession of Meth (35-48-4-6.1)	3	3	14	35		
	Rape (35-42-4-1)	-	3	1	38		
	Resisting Law Enforcement (35-44.1-3-1)	-	-	1	3		
	Robbery (35-42-5-1)	1	29	23	367		
	Level 3 Felony Total			10	95	144	1011

Felony Level	Primary Offense	Secondary Offense	Nov-18		This Calendar Year		
			SEX		SEX		
			F	M	F	M	
Level 4 Felony	Aiding, Inducing or Causing an Offense (35-41-2-4)	Burglary (35-43-2-1)	-	-	4	6	
		Child Molesting (35-42-4-3)	-	-	1	-	
		Dealing Methamphetamine (35-48-4-1.1)	2	-	2	1	
	Arson (35-43-1-1)	Arson (35-43-1-1)	1	2	4	28	
		Burglary (35-43-2-1)	-	-	-	5	
	Attempt to Commit a Felony (35-41-5-1)	Child Molesting (35-42-4-3)	-	1	-	4	
		Conspiracy (35-41-5-2)	-	-	-	1	
		Dealing Methamphetamine (35-48-4-1.1)	-	-	-	1	
		Sexual Misconduct with a Minor (35-42-4-9)	-	-	-	1	
		Burglary (35-43-2-1)	5	40	67	415	
		Child Exploitation (35-42-4-4)	-	2	-	10	
		Child Molesting (35-42-4-3)	-	10	2	131	
	Child Solicitation (35-42-4-6)	-	2	-	9		
	Conspiracy (35-41-5-2)	Arson (35-43-1-1)	-	-	-	1	
		Burglary (35-43-2-1)	-	-	2	4	
	Burglary (35-43-2-1)	Conspiracy (35-41-5-2)	-	-	1	1	
		Dealing Cocaine or Narcotic Drug (35-48-4-1)	-	-	-	2	
		Dealing Methamphetamine (35-48-4-1.1)	1	1	2	8	
		Dealing Sched 1,2,3 Sub (35-48-4-2)	-	-	-	1	
		Dealing Cocaine or Narcotic Drug (35-48-4-1)	3	12	20	135	
		Dealing Methamphetamine (35-48-4-1.1)	7	11	60	176	
		Dealing Sched I, II, or III Cntrld Sub (35-48-4-2)	-	3	5	7	
		Dealing Sched IV Controlled Substance (35-48-4-3)	-	-	-	1	
		Escape 35-44.1-3-4	-	-	-	1	
		Felon Fraud in Offer (23-19-5-1)	-	-	-	1	
		Felon in Possession of a Firearm (35-47-4-5)	1	28	3	287	
		Human Sexual Trafficking (35-42-3.5-1)	-	-	-	1	
	Incest (35-46-1-3)	-	1	1	6		
	Manufacturing Meth (35-48-4-1.2)	-	1	1	8		
	Operating Vehicle Intoxicated/Death (9-30-5-5)	Habitual Offender Controlled Substance (35-50-2-10)	-	2	5	13	
		Pharmacy Robbery (35-42-5-1(b))	-	2	-	4	
	Possession of Cocaine or Narcotic Drug (35-48-4-6)	Possession of Cocaine or Narcotic Drug (35-48-4-6)	1	4	2	32	
		Possession of Dangerous Device (35-44.1-3-7)	-	-	-	3	
	Possession of Meth (35-48-4-6.1)	3	5	21	63		
	Robbery (35-42-5-1(1))	-	-	-	1		
	Sexual Battery (35-42-4-8)	-	-	-	5		
	Sexual Misconduct with a Minor (35-42-4-9)	-	8	6	62		
	Stalking (35-45-10-5)	-	-	-	1		
	Level 4 Felony Total			24	135	211	1438

Felony Level	Primary Offense	Secondary Offense	Nov-18		This Calendar Year		
			SEX		SEX		
			F	M	F	M	
Level 5 Felony	Accident/Failure to Stop-Serious Inj/Death (9-26-1-8)		-	-	1	3	
	Aiding, Inducing or Causing an Offense (35-41-2-4)	Battery (35-42-2-1)	-	-	1	-	
		Burglary (35-43-2-1)	-	-	1	6	
		Criminal Confinement (35-42-3-3)	-	-	-	1	
		Dealing Cocaine or Narcotic Drug (35-48-4-1)	-	-	1	1	
		Dealing Methamphetamine (35-48-4-1.1)	-	-	-	1	
		Dealing in Methamphetamine (35-48-4-1.1)	-	-	4	4	
		Domestic Battery w/ Prev Conv (35-42-2-1.3)	-	-	-	1	
		Robbery (35-42-5-1)	-	-	-	1	
		Trafficking with an Inmate (35-44.1-3-5)	-	-	-	1	
	Assisting a Criminal (35-44.1-2-5)			-	1	4	4
	Attempt to Commit a Felony (35-41-5-1)	Battery (35-42-2-1)		-	1	-	5
		Burglary (35-43-2-1)		-	-	-	6
		Child Exploitation (35-42-4-4)		-	-	-	1
		Criminal Recklessness (35-42-2-2)		-	-	-	1
		Escape (35-44.1-3-4)		-	-	3	2
		Fraud on Financial Institution (35-43-5-8)		-	-	-	3
		Obstruction of Justice (35-44-3-4)		-	1	-	2
		Robbery (35-42-5-1)		-	1	5	16
		Sexual Misconduct with a Minor (35-42-4-9)		-	-	-	1
		Theft, Recv Stolen Prop (35-43-4-2)		-	-	-	1
		Trafficking with an Inmate (35-44.1-3-5)		-	-	2	1
	Auto Theft, Receiving Stolen Parts (35-43-4-2.5)			-	1	-	20
	Battery (35-42-2-1)			-	27	52	406
	Burglary (35-43-2-1)			4	40	27	393
	Check Deception (35-43-5-5)			-	-	-	1
	Child Exploitation (35-42-4-4)			-	9	-	38
	Child Pornography (35-42-4-4(C))			-	1	-	32
	Child Possession of a Firearm (35-47-10-5)			-	1	-	8
	Child Seduction (35-42-4-7)			-	-	2	2
	Child Solicitation (35-42-4-6)			-	-	-	16
	Conspiracy (35-41-5-2)	Battery (35-42-2-1)		-	-	1	-
		Burglary (35-43-2-1)		1	-	2	5
		Dealing Cocaine or Narcotic Drug (35-48-4-1)		-	1	7	1
		Dealing in Methamphetamine (35-48-4-1.1)		-	1	2	10
		Fraud on Financial Institution (35-43-5-8)		-	-	1	4
		Robbery (35-42-5-1)		-	-	2	2
		Trafficking with an Inmate (35-44.1-3-5)		-	-	2	4
	Controlled Substance Registration (35-48-4-14)			-	-	2	-
	Conversion (35-43-4-3)			-	-	-	2
	Corrupt Business Influence (35-45-6-2)			3	1	15	26
	Criminal Confinement (35-42-3-3)			2	4	3	74
	Criminal Recklessness (35-42-2-2)			-	5	2	45
	DWS/Oper Veh HTV (9-30-19-16)			-	-	-	1
	Dealing Cocaine or Narcotic Drug (35-48-4-1)			2	15	43	168
	Dealing Marijuana, Hash Oil, or Hashish (35-48-4-10)			-	5	1	29
	Dealing Methamphetamine (35-48-4-1.1)			5	15	49	181
	Dealing Sched I, II, or III Cntrl Sub (35-48-4-2)			-	1	5	13
	Dealing Sched IV Cntrl Sub (35-48-4-3)			-	3	2	8
	Dealing in Methamphetamine (35-48-4-1.1)			7	6	67	180
	Dealing/Poss. Look-Alike Subs (35-48-4-4.6)			1	-	3	13
	Disarm/Attempt to Disarm an Officer (35-44.1-3-2)			-	-	1	5
	Domestic Battery (35-42-2-1.3)			-	15	6	170
	Escape (35-44.1-3-4)			-	4	17	64
	Fail to Stop Acc Death (9-26-1-1.1)			-	-	1	5
	Failure to Register as a Sex Offender (11-8-8-17)			-	8	5	88
	Felon Fraud in Offer (23-19-5-1)			-	-	-	1
	Firearm w/in One Mile of School (35-47-2-1)			1	27	15	352
	Fraud on Financial Institution (35-43-5-8)			2	11	16	61
	Incest (35-46-1-3)			-	2	-	10
	Interference w/ Medical Services (35-45-21-5)			-	-	1	-
	Intimidation (35-45-2-1)			1	5	8	109
	Involuntary Manslaughter (35-42-1-4)			-	1	-	5
	Kidnapping (35-42-3-2)			-	2	2	10
	Neglect of a Dependent/Death (35-46-1-4)			4	1	23	15
	Non-Support of Dependent Child (35-46-1-5)			-	1	-	12
	Obliterating Handgun I.D. (35-47-2-18)			1	5	1	14
	Obstruction of Justice (35-44.1-2-2)			-	-	-	5
	Oper Veh Aft Life Susp (9-30-10-17)			4	20	20	264
	Operating Vehicle Intox-Prior (9-30-5-3)			-	-	-	1
	Operating Vehicle Intoxicated/Death (9-30-5-5)			-	-	3	13
	Operating Vehicle Intoxicated/Injury (9-30-5-4)			-	-	6	10
	Possession - Destruct Device (35-47.5-5-2)			-	-	-	2
	Possession - Machine Gun or Bomb (35-47-5-8)			-	-	-	1
	Possession of Cocaine or Narcotic Drug 35-48-4-6			3	11	21	99
	Possession of Dangerous Device (35-44.1-3-7)			-	-	-	3
	Possession of Precursors (35-48-4-14.5)			1	-	2	3
	Possession of Syringes or Needles (16-42-19-18)			1	3	34	40
	Possession/Use of Legend Drug (16-42-19-13)			-	-	1	3
	Pred Job Near Child (35-42-7-10)			-	-	-	1
	Promoting Prostitution (35-45-4-4)			-	1	-	6

Felony Level	Primary Offense	Secondary Offense	Nov-18		This Calendar Year	
			SEX		SEX	
			F	M	F	M
Level 5 Felony (cont'd)	Reckless Homicide (35-42-1-5)		2	4	4	12
	Resisting Law Enforcement (35-44.1-3-1)		-	1	1	5
	Robbery (35-42-5-1)		3	11	16	129
	Sexual Misconduct with Service Provider (35.44.1-3-10)		-	-	-	1
	Sexual Misconduct with a Minor (35-42-4-9)		1	4	4	54
	Stalking (35-45-10-5)		-	2	-	14
	Terroristic Mischief (35-47-12-3)		-	-	-	1
	Theft, Receiving Stolen Property (35-43-4-2)		-	5	7	13
	Trafficking with an Inmate (35-44.1-3-5)		-	2	14	21
Vicarious Sexual Gratification (35-42-4-5)		-	-	-	1	
<b>Level 5 Felony Total</b>			<b>49</b>	<b>286</b>	<b>541</b>	<b>3367</b>

Felony Level	Primary Offense	Secondary Offense	Nov-18		This Calendar Year	
			SEX		SEX	
			F	M	F	M
Level 6 Felony	Abuse of a Corpse (35-45-11-2)		-	-	-	2
	Accident/Failure to Stop-Serious Inj/Death (9-26-1-8)		-	-	-	2
	Aiding in Manufacture of Sch II Cont Subst (35-48-4-2)		-	1	3	2
	Aiding, Inducing or Causing an Offense (35-41-2-4)	Pointing a Firearm (35-47-4-3)	-	-	1	-
		Possession of Meth (35-48-4-6.1)	-	-	-	1
		Theft, Receiving Stolen Property (35-43-4-2)	-	-	1	1
	Arson (35-43-1-1)		-	-	-	4
	Assisting a Criminal (35-44.1-2-5)		-	-	2	4
	Attempt to Commit a Felony (35-41-5-1)	Attempted/Obstruction of Justice (35-41-5-1)	-	-	-	2
		Auto Theft, Receiving Stolen Parts (35-43-4-2.5)	-	-	-	1
		Battery (35-42-2-1)	-	-	-	1
		Insurance Fraud (35-43-5-4.5)	-	-	-	2
		Residential Entry (35-43-2-1.5)	-	-	-	1
		Resisting Law Enforcement (35-44.1-3-1)	-	-	-	1
		Theft, Receiving Stolen Property (35-43-4-2)	-	2	-	3
	Auto Theft, Receiving Stolen Parts (35-43-4-2.5)		5	17	19	165
	Battery 35-42-2-1		1	4	19	96
	Check Deception (35-43-5-5)		-	-	1	1
	Check Fraud (35-43-5-12)		1	-	1	7
	Child Exploitation (35-42-4-4)		-	-	-	8
	Child Seduction (35-42-4-7)		-	-	1	-
	Conspiracy (35-41-5-2)	Battery (35-42-2-1)	-	-	-	1
		Forgery, Counterfeiting, Application Fraud (35-43-5-2)	-	-	-	1
		Perjury (35-44-2-1)	-	-	-	1
		Theft, Receiving Stolen Property (35-43-4-2)	-	-	-	1
	Contrib Delinquency (35-46-1-8)		-	-	-	1
	Controlled Substance Registration (35-48-4-14)		-	-	-	6
	Conversion (35-43-4-3)		-	-	-	2
	Criminal Confinement (35-42-3-3)		-	1	-	22
	Criminal Confinement (35-42-3-3)		-	16	7	146
	Criminal Gang Activity (35-45-9-3)		-	-	-	1
	Criminal Mischief (35-43-1-2)		-	-	-	5
	Criminal Recklessness (35-42-2-2)		-	5	12	60
	Criminal Trespass (35-43-2-2)		-	-	-	1
	Cruelty to Animals (35-46-3-12)		-	-	-	1
	Danger Comm Dis Carrier Int Fail to Warn (35-45-21-3)		-	-	-	2
	Dealing Marijuana, Hash Oil, or Hashish (35-48-4-10)		2	2	2	18
	Dealing Marijuana, Hash Oil, or Hashish (35-48-4-2A-1)		-	-	1	2
	Dealing Sched I, II, or III Cntrl Sub (35-48-4-2(A))		-	-	-	3
	Dealing Sched IV Cntrl Sub (35-48-4-3)		-	-	1	5
	Dealing Subs. Represent as Cntrl Subs. (35-48-4-4.5)		-	-	-	2
	Dealing/Poss. Look-Alike Subs (35-48-4-10.5)		-	1	2	15
	Dealing/Poss. Look-Alike Subs (35-48-4-11.5)		-	2	1	32
	Dissemination of Matter Harmful to Minor (35-49-3-3)		-	-	-	1
	Escape 35-44.1-3-4		6	29	60	243
	Exploitation Endangering Adult (35-46-1-12)		-	-	1	-
	Fail to Reg Sex Off (11-8-8-17)		-	4	1	27
	Fail to Remit Money (6-3-4-8)		-	-	-	1
	Failure to Appear (35-44.1-2-9)		1	1	4	8
	Failure to Return to Acc Result Serious Inj (9-26-1-1(2))		-	-	1	2
	Forgery, Counterfeiting, Application Fraud (35-43-5-2)		5	1	22	50
	Habitual Offender (35-50-2-8)		2	-	3	-
	Home Improvement Fraud (35-43-6-12)		-	-	-	1
	Identity Deception (35-43-5-3.5)		1	5	9	15
	Inappropriate Comm w/ Child by Off w/ Prior (35-42-4-13)		-	-	-	1
	Insurance Fraud (35-43-5-4.5)		-	3	12	31
	Intimidation (35-45-2-1)		-	11	7	88
	Invasion of Privacy (35-46-1-15.1)		4	6	7	44
	Kidnapping (35-42-3-2)		-	-	-	3
	Legend Drug by Fraud (16-42-19-16)		-	-	-	1
	Maintain Common Nuisance (35-45-2-1(c))		-	4	12	32
	Maintaining Common Nuisance (35-48-4-13)		1	2	14	46
	Malicious Mischief Body F/W (35-45-16-2(c))		-	-	-	4

Felony Level	Primary Offense	Secondary Offense	Nov-18		This Calendar Year	
			SEX		SEX	
			F	M	F	M
Level 6 Felony (cont'd)	Moving Body from Scene of Death (36-2-14-17)		-	1	-	1
	Neglect of a Dependent/Death (35-46-1-4)		-	4	28	32
	Non-Support of Dependent Child (35-46-1-5)		-	2	1	16
	Obstruction of Justice (35-44.1-2-2)		-	1	2	26
	Oper Vehicle-Intox-Prev Conv (9-30-5-3)		-	1	8	22
	Operating Vehicle Intoxicated-Contrlld Sub (9-30-5-1)	Habitual Offender Controlled Substance (35-50-2-10)	2	-	2	8
	Operating Vehicle Intoxicated-Endanger (9-30-5-2)	Habitual Offender Controlled Substance (35-50-2-10)	-	1	3	11
	Operating Vehicle Intoxicated/Injury (9-30-5-4)	Habitual Offender Controlled Substance (35-50-2-10)	-	1	1	2
	Operating Vehicle-Habitual Violation (9-30-10-16)	Habitual Offender Controlled Substance (35-50-2-10)	-	4	14	39
	Pointing a Firearm (35-47-4-3)	Habitual Offender Controlled Substance (35-50-2-10)	-	1	4	16
	Poss Anabolic Steroid (16-42-19-19)		-	3	1	19
	Poss Precursors (35-48-4-14.5)		-	8	12	50
	Poss of Hoax Device (35-47.5-5-6)		-	-	-	2
	Possession - Firearm-School Property (35-47-9-2)		-	1	1	23
	Possession Sched IV Contrlld Sub w/in 1,000 ft (35-48-4-7)		-	-	-	2
	Possession of Child Pornography (35-42-4-4(C))		-	1	3	15
	Possession of Cocaine or Narcotic Drug (35-48-4-6)		-	-	-	1
	Possession of Marijuana (35-48-4-11)		-	-	-	1
	Possession of Meth(35-48-4-6.1)		-	1	1	15
	Possession of Syringes or Needles (16-42-19-18)		-	5	-	8
	Possession or Use of Legend Drug (16-42-19-13)		5	14	50	143
	Prostitution (35-45-4-2)		-	-	-	3
	Public Indecency (35-45-4-1)		8	34	117	338
	Residential Entry (35-43-2-1.5)		9	21	111	234
	Resisting Law Enforc (35-44.1-3-1)		1	3	14	19
	Sale of Legend Drug (35-42-19-11)		-	-	-	-
	Sex Offender Residency Restrictions (35-42-4-11)		-	-	-	2
	Sex Offender without Identification (11-8-8-15)		1	25	19	205
	Sexual Battery (35-42-4-8)		-	-	-	1
	Sexual Conduct in Presence of a Minor (35-42-4-5c)		-	1	-	4
	Sexual Misconduct with a Minor (35-42-4-9)		-	-	-	3
	Stalking (35-45-10-5)		-	-	-	3
	Strangulation (35-42-2-9)		-	9	1	61
	Synthetic ID Deception (35-43-5-3.8)		-	1	5	8
	Theft, Receiving Stolen Property (35-43-4-2)		10	29	97	360
	Voyeurism (35-45-4-5)		-	2	-	2
Level 6 Felony Total			65	298	737	2991

Felony Level	Primary Offense	Secondary Offense	Nov-18		This Calendar Year	
			SEX		SEX	
			F	M	F	M
Habitual Offender	Firearm Enhancement (35-50-2-11)		-	1	-	2
	Habitual Offender (35-50-2-8)		-	-	-	11
	Habitual Offender Controlled Substance (35-50-2-10)		-	-	2	5
Habitual Offender Total			0	1	2	18

Grand Total	Nov-18		This Calendar Year	
	SEX		SEX	
	F	M	F	M
Grand Total	176	998	2030	11347

Note: Offense data may not be available for all offenders at the time this table was prepared.  
Only new commitments and probation violations are reported on this table.  
Parole and Community Transition Program violators are excluded on this table.  
Source: SAS - all.citations\_mso.pgm

*Indiana Department of Correction  
Table 12  
Number of New Admissions by Most Serious Offense  
Committed to the Indiana Department of Correction*

*November 2018*

Felony Level	Primary Offense	Secondary Offense	Nov-18		This Calendar Year	
			SEX		SEX	
			F	M	F	M
A Felony	Arson (35-43-1-1)		-	-	-	2
	Burglary (35-43-2-1)		-	-	-	4
	Child Molesting (35-42-4-3)		-	4	2	36
	Dealing Cocaine or Narcotic Drug (35-48-4-1)		-	-	1	31
	Dealing Methamphetamine (35-48-4-1.1)		-	-	4	8
	Dealing Sched I, II, or III Cntrld Sub (35-48-4-2)		-	-	-	9
	Possession of Cocaine or Narcotic Drug (35-48-4-6)		-	-	-	1
	Possession of Meth(35-48-4-6.1)		-	-	-	2
	Robbery (35-42-5-1)		-	-	-	1
	Voluntary Manslaughter (35-42-1-3)		-	-	1	-
<b>A Felony Total</b>			<b>0</b>	<b>4</b>	<b>8</b>	<b>94</b>

Felony Level	Primary Offense	Secondary Offense	Nov-18		This Calendar Year	
			SEX		SEX	
			F	M	F	M
B Felony	Aggravated Battery (35-42-2-1.5)		-	1	-	18
	Arson (35-43-1-1)		-	2	2	7
	Battery (35-42-2-1)		-	-	-	2
	Burglary (35-43-2-1)		-	5	7	142
	Carjacking (35-42-5-2)		-	-	-	5
	Child Molesting (35-42-4-3)		-	-	1	10
	Criminal Confinement (35-42-3-3)		-	-	-	7
	Criminal Deviate Conduct (35-42-4-2)		-	-	-	1
	Dealing Cocaine or Narcotic Drug (35-48-4-1)		1	9	23	98
	Dealing Methamphetamine (35-48-4-1.1)		2	8	36	116
	Dealing Sched I, II, or III Cntrld Sub (35-48-4-2)		5	5	33	48
	Dealing Sched IV Cntrld Sub (35-48-4-3)		-	1	-	3
	Fail to Stop Accident w/Injury (9-26-1-1)		-	-	-	1
	Felon in Possession of a Firearm (35-47-4-5)		-	1	-	25
	Incest (35-46-1-3)		-	-	-	1
	Neglect of a Dependent (35-46-1-4)		-	-	2	3
	Operating Vehicle Intoxicated/Death (9-30-5-5)		-	-	-	3
	Possession Methamphetamine (35-48-4-6.1)		-	-	2	8
	Possession of Cocaine or Narcotic Drug (35-48-4-6)		-	1	3	9
	Prisoner Poss. Dang Device/Material (35-44-3-9.5)		-	-	-	1
	Rape (35-42-4-1)		-	-	-	5
	Robbery (35-42-5-1)		3	3	4	70
	Security Fraud (23-19-5-1)		-	-	-	1
	Sexual Misconduct with a Minor (35-42-4-9)		-	1	2	20
	Stalking (35-45-10-5)		-	-	-	1
	<b>B Felony Total</b>			<b>11</b>	<b>37</b>	<b>115</b>

Felony Level	Primary Offense	Secondary Offense	Nov-18		This Calendar Year	
			SEX		SEX	
			F	M	F	M
C Felony	Assisting a Criminal (35-44-3-2)		-	-	-	1
	Auto Theft, Receiving Stolen Parts (35-43-4-2.5)		-	1	-	4
	Battery (35-42-2-1)		-	-	4	21
	Battery by Bodily Waste (35-42-2-6)		-	-	1	1
	Burglary (35-43-2-1)		-	3	1	42
	Carrying Handgun w/o License (35-47-2-23)		-	-	-	2
	Child Exploitation (35-42-4-4)		-	-	-	2
	Child Molesting (35-42-4-3)		-	1	1	20
	Child Solicitation (35-42-4-6)		-	-	-	1
	Corrupt Business Influence (35-45-6-2)		-	1	2	8
	Criminal Confinement (35-42-3-3)		-	-	1	2
	Criminal Recklessness (35-42-2-2)		-	1	-	3
	Dealing Cocaine or Narcotic Drug (35-48-4-1)		-	-	-	1
	Dealing Marijuana, Hash Oil, or Hashish (35-48-4-10)		-	-	-	1
	Dealing Sched IV Controlled Substance (35-48-4-3)		1	1	3	4
	Dealing/Poss. Look-Alike Subs (35-48-4-4.6)		-	-	1	-
	Escape/Failure to Return (35-44-3-5)		-	-	-	3
	Failure to Register as a Sex Offender (11-8-8-17)		-	-	-	1
	Firearm w/in One Mile of School (35-47-2-1)		-	-	-	6
	Forgery (35-43-5-2)		-	5	17	32
	Fraud on Financial Institution (35-43-5-8)		1	-	1	3
	Handgun Violation (35-47-2-7)		-	-	-	3
	Home Improvement Fraud (35-43-6-13)		-	-	-	1
	Intimidation (35-45-2-1)		-	-	-	5
	Neglect of a Dependent (35-46-1-4)		-	-	1	6
	Non-Support of Dependent Child (35-46-1-5)		1	2	4	28
	Obliterating Handgun I.D. (35-47-2-18)		-	-	-	1

Felony Level	Primary Offense	Secondary Offense	Nov-18		This Calendar Year	
			SEX		SEX	
			F	M	F	M
C Felony (con'td)	Operating Vehicle Intoxicated/Death (9-30-5-5)		-	-	-	1
	Operating Vehicle Intoxicated/Injury (9-30-5-4)		-	-	-	1
	Operating Vehicle w/Lifetime Suspension (9-30-10-17)		-	-	4	18
	Possession Methamphetamine (35-48-4-6.1)		-	-	3	3
	Possession of Cocaine or Narcotic Drug (35-48-4-6)		-	1	-	5
	Possession of Controlled Substance (35-48-4-7)		-	-	-	4
	Possession of Precursors (35-48-4-14.5)		-	-	1	1
	Possession/Use Legend Drug (16-42-19-27)		-	-	1	-
	Promoting Prostitution (35-45-4-4)		-	-	1	1
	Robbery (35-42-5-1)		-	2	1	29
	Security Sale Fraud (23-2-6-3)		-	-	-	1
	Sexual Battery (35-42-4-8)		-	-	-	1
	Sexual Misconduct with a Minor (35-42-4-9)		-	1	-	15
	Stalking (35-45-10-5)		-	-	-	1
	Trafficking with an Inmate (35-44-3-9)		-	-	2	1
	Welfare Fraud (35-43-5-7)		-	-	2	1
C Felony Total			3	19	52	285

Felony Level	Primary Offense	Secondary Offense	Nov-18		This Calendar Year	
			SEX		SEX	
			F	M	F	M
D Felony	Assisting a Criminal (35-44-3-2)		1	-	1	-
	Auto Theft, Receiving Stolen Parts (35-43-4-2.5)		-	-	-	1
	Battery (35-42-2-1)		-	1	-	3
	Battery by Bodily Waste (35-42-2-6)		-	-	-	1
	Child Exploitation (35-42-4-4)		-	-	-	2
	Controlled Substance Registration (35-48-4-14)		-	-	-	1
	Conversion (35-43-4-3)		-	-	-	1
	Criminal Confinement (35-42-3-3)		-	-	-	1
	Criminal Mischief (35-43-1-2)		-	-	-	1
	Criminal Recklessness (35-42-2-2)		-	-	-	5
	Dealing Marijuana, Hash Oil, or Hashish (35-48-4-10)		-	-	-	4
	Dealing Subs. Represent as Cntrld Subs. (35-48-4-4.5)		-	-	-	1
	Dissemination of Matter Harmful to Minor (35-49-3-3)		-	-	1	-
	Domestic Battery (35-42-2-1.3)		-	-	-	6
	Driving While Suspended/Oper Veh HTV (9-30-10-16)		-	-	-	8
	Failure to Register as a Sex Offender (11-8-8-17)		-	-	-	1
	Failure to Return to Lawful Detention (35-44-3-5)		-	-	1	2
	Failure to Warn Comm Disease (35-42-1-9)		-	-	-	1
	Forgery, Counterfeit (35-43-5-2)		-	-	1	-
	Fraud (35-43-5-4)		-	-	-	2
	Home Improvement Fraud (35-43-6-12)		-	1	-	1
	Identity Deception (35-43-5-3.5)		-	-	-	1
	Intimidation (35-45-2-1)		-	-	-	5
	Invasion of Privacy (35-46-1-15.1)		-	-	-	1
	Maintaining a Common Nuisance (35-48-4-13)		-	-	1	2
	Neglect of a Dependent (35-46-1-4)		-	-	-	1
	Non-Support of a Child (35-46-1-5)		-	3	3	18
	Obstruction of Justice (35-44-3-4)		-	-	-	1
	Operating Vehicle Intox-Prior (9-30-5-3)		1	2	3	11
	Operating Vehicle Intoxicated-Endanger (9-30-5-2)		-	-	-	5
	Poss. of Marijuana, Hash Oil, or Hashish (35-48-4-11)		-	-	-	9
	Possession - Syringe/Needle (16-42-19-18)		-	-	1	2
	Possession of Cocaine or Narcotic Drug (35-48-4-6)		-	-	1	5
	Possession of Controlled Substance (35-48-4-7)		-	1	3	5
	Possession of Meth(35-48-4-6.1)		-	-	2	3
	Possession of Precursors (35-48-4-14.5)		-	-	2	2
	Possession/Use of Legend Drug (16-42-19-13)		-	-	-	1
	Residential Entry (35-43-2-1.5)		-	-	1	-
	Resisting Law Enforcement (35-44-3-3)		-	-	-	7
	Resisting Law Enforcement, Vehicle (35-44.1-3-1A)		-	-	-	1
	Sexual Battery (35-42-4-8)		-	1	-	4
	Sexual Misconduct with a Minor (35-42-4-9)		-	-	-	1
	Stalking (35-45-10-5)		-	-	-	1
	Strangulation (35-42-2-9)		-	1	-	1
	Theft, Receiving Stolen Property (35-43-4-2)		-	1	16	45
	Violation-1935 Firearms (35-47-5-4.1)		-	-	-	1
	Welfare Fraud (35-43-5-7)		-	-	-	1
D Felony Total			2	11	37	176

Felony Level	Primary Offense	Secondary Offense	Nov-18		This Calendar Year	
			SEX		SEX	
			F	M	F	M
Level 1 Felony	Aggravated Battery (35-42-2-1.5)		-	-	1	-
	Aiding, Inducing or Causing an Offense (35-41-2-4)	Child Molesting (35-42-4-3)	-	-	1	-
		Murder (35-42-1-1)	-	1	-	4
	Attempt to Commit a Felony (35-41-5-1)	Child Molesting (35-42-4-3)	-	-	-	2
		Murder (35-42-1-1)	-	-	2	20



Felony Level	Primary Offense	Secondary Offense	Nov-18		This Calendar Year	
			SEX		SEX	
			F	M	F	M
(cont'd)	Burglary (35-43-2-1)		-	-	1	4
	Child Molesting (35-42-4-3)		-	9	1	72
	Conspiracy (35-41-5-2)		-	-	-	1
		Murder (35-42-1-1)	-	-	1	1
	Neglect of a Dependent/Death (35-46-1-4)		-	-	2	2
	Rape (35-42-4-1)		-	2	-	14
	Sex Misconduct w/ Minor (35-42-4-9)		-	-	-	1
Level 1 Felony Total			0	12	9	121

Felony Level	Primary Offense	Secondary Offense	Nov-18		This Calendar Year	
			SEX		SEX	
			F	M	F	M
Level 2 Felony	Aiding, Inducing or Causing an Offense (35-41-2-4)	Dealing Methamphetamine (35-48-4-1.1)	-	-	1	-
		Robbery (35-42-5-1)	-	-	-	1
	Attempt to Commit a Felony (35-41-5-1)	Burglary (35-43-2-1)	-	1	-	4
		Dealing Methamphetamine (35-48-4-1.1)	-	-	1	-
		Robbery (35-42-5-1)	-	-	2	2
		Voluntary Manslaughter (35-42-1-3)	-	-	2	-
	Battery (35-42-2-1)		-	-	-	1
	Burglary (35-43-2-1)		-	3	2	35
	Child Molesting (35-42-4-3)		-	-	-	1
	Conspiracy (35-41-5-2)	Burglary (35-43-2-1)	-	-	1	4
		Deal Sched 1,2,3 Sub (35-48-4-2)	-	-	-	1
		Dealing Cocaine or Narcotic Drug (35-48-4-1)	-	-	-	1
		Dealing Methamphetamine (35-48-4-1.1)	1	-	3	5
		Robbery (35-42-5-1)	-	-	-	1
	Criminal Confinement (35-42-3-3)		-	-	-	4
	Dealing Cocaine or Narcotic Drug (35-48-4-1)		-	13	5	100
	Dealing Methamphetamine (35-48-4-1.1)		4	11	36	148
	Dealing Sched I, II, or III Cntrl Sub (35-48-4-2)		-	-	1	2
	Possession - Destruct Device (35-47.5-5-2)		-	1	-	4
	Robbery (35-42-5-1)		-	-	2	27
	Voluntary Manslaughter (35-42-1-3)		2	2	8	18
Level 2 Felony Total			7	31	64	359

Felony Level	Primary Offense	Secondary Offense	Nov-18		This Calendar Year	
			SEX		SEX	
			F	M	F	M
Level 3 Felony	Accident/Failure to Stop-Serious Inj/Death (9-26-1-1.1)		-	1	-	7
	Aggravated Battery (35-42-2-1.5)		1	5	7	91
		Firearm Enhancement (35-50-2-11)	-	1	-	2
	Aiding, Inducing or Causing an Offense (35-41-2-4)	Criminal Confinement (35-42-3-3)	-	-	1	-
		Dealing Methamphetamine (35-48-4-1.1)	-	-	1	-
		Robbery (35-42-5-1)	-	3	3	9
	Attempt to Commit a Felony (35-41-5-1)	Aggravated Battery (35-42-2-1.5)	-	-	-	2
		Dealing Methamphetamine (35-48-4-1.1)	-	-	-	1
		Rape (35-42-4-1)	-	-	-	4
		Robbery (35-42-5-1)	-	1	3	16
	Battery (35-42-2-1)		-	-	2	9
	Burglary (35-43-2-1)		-	-	1	12
	Child Molesting (35-42-4-3)		-	4	-	36
	Conspiracy (35-41-5-2)	Dealing Methamphetamine (35-48-4-1.1)	-	-	3	2
		Robbery (35-42-5-1)	-	-	2	9
	Criminal Confinement (35-42-3-3)		-	7	4	39
	Dealing Cocaine or Narcotic Drug (35-48-4-1)		1	6	6	64
	Dealing Methamphetamine (35-48-4-1.1)		2	15	29	84
	Dealing Sched I, II, or III Cntrl Sub (35-48-4-2)		-	-	2	2
	Dealing Sched IV Cntrl Sub (35-48-4-3)		-	-	1	-
	Domestic Battery SBI Under 14 (35-42-2-1.3A)		-	-	-	1
	Human Sexual Trafficking (35-42-3.5-1)		-	-	-	1
	Kidnapping (35-42-3-2)		-	-	-	9
	Manufacturing Meth (35-48-4-1.2)		-	-	-	1
	Neglect of a Dependent/Death (35-46-1-4)		2	1	8	12
	Possession of Cocaine or Narcotic Drug (35-48-4-6)		-	1	2	12
	Possession of Meth (35-48-4-6.1)		2	3	12	29
	Rape (35-42-4-1)		-	3	1	31
	Resisting Law Enforcement (35-44.1-3-1)		-	-	1	3
	Robbery (35-42-5-1)		1	19	19	247
Level 3 Felony Total			9	70	108	735

Felony Level	Primary Offense	Secondary Offense	Nov-18		This Calendar Year	
			SEX		SEX	
			F	M	F	M
Level 4 Felony	Aiding, Inducing or Causing an Offense (35-41-2-4)	Burglary (35-43-2-1)	-	-	3	5
		Child Molesting (35-42-4-3)	-	-	1	-
		Dealing Methamphetamine (35-48-4-1.1)	2	-	2	1

Felony Level	Primary Offense	Secondary Offense	Nov-18		This Calendar Year		
			SEX		SEX		
			F	M	F	M	
Level 4 Felony (cont'd)	Arson (35-43-1-1)		1	1	4	18	
	Attempt to Commit a Felony (35-41-5-1)	Arson (35-43-1-1)	-	-	2	-	
		Child Molesting (35-42-4-3)	-	1	-	2	
		Conspiracy (35-41-5-2)	-	-	-	1	
		Dealing Methamphetamine (35-48-4-1.1)	-	-	-	1	
		Sexual Misconduct with a Minor (35-42-4-9)	-	-	-	1	
		Burglary (35-43-2-1)	4	32	54	362	
		Child Exploitation (35-42-4-4)	-	1	-	7	
		Child Molesting (35-42-4-3)	-	7	1	84	
		Child Solicitation (35-42-4-6)	-	1	-	6	
		Conspiracy (35-41-5-2)					
			Arson (35-43-1-1)	-	-	-	1
			Burglary (35-43-2-1)	-	-	1	1
			Conspiracy (35-41-5-2)	-	-	1	1
			Dealing Cocaine or Narcotic Drug (35-48-4-1)	-	-	-	2
			Dealing Methamphetamine (35-48-4-1.1)	1	1	2	8
			Dealing Sched 1,2,3 Sub (35-48-4-2)	-	-	-	1
		Dealing Cocaine or Narcotic Drug (35-48-4-1)		2	8	15	101
		Dealing Methamphetamine (35-48-4-1.1)		5	10	49	144
		Dealing Sched I, II, or III Cntrld Sub (35-48-4-2)		-	2	4	4
		Escape 35-44.1-3-4		-	-	-	1
		Felon Fraud in Offer (23-19-5-1)		-	-	-	1
		Felon in Possession of a Firearm (35-47-4-5)		1	20	3	217
		Human Sexual Trafficking (35-42-3.5-1)		-	-	-	1
		Incest (35-46-1-3)		-	-	1	1
		Manufacturing Meth (35-48-4-1.2)		-	1	1	8
		Operating Vehicle Intoxicated/Death (9-30-5-5)		-	2	3	11
			Habitual Offender Controlled Substance (35-50-2-10)	-	-	-	2
		Pharmacy Robbery (35-42-5-1(b))		-	1	-	2
		Possession of Cocaine or Narcotic Drug (35-48-4-6)		1	2	2	26
		Possession of Dangerous Device (35-44.1-3-7)		-	-	-	1
		Possession of Meth (35-48-4-6.1)		3	5	18	54
		Robbery (35-42-5-1(1))		-	-	-	1
		Sexual Battery (35-42-4-8)		-	-	-	5
		Sexual Misconduct with a Minor (35-42-4-9)		-	6	6	43
		Stalking (35-45-10-5)		-	-	-	1
	Level 4 Felony Total			20	101	173	1126

Felony Level	Primary Offense	Secondary Offense	Nov-18		This Calendar Year		
			SEX		SEX		
			F	M	F	M	
Level 5 Felony	Accident/Failure to Stop-Serious Inj/Death (9-26-1-8)		-	-	1	3	
	Aiding, Inducing or Causing an Offense (35-41-2-4)	Battery (35-42-2-1)	-	-	1	-	
		Burglary (35-43-2-1)	-	-	1	5	
		Criminal Confinement (35-42-3-3)	-	-	-	1	
		Dealing Cocaine or Narcotic Drug (35-48-4-1)	-	-	1	-	
		Dealing Methamphetamine (35-48-4-1.1)	-	-	-	1	
		Dealing in Methamphetamine (35-48-4-1.1)	-	-	4	3	
		Assisting a Criminal (35-44.1-2-5)	-	1	3	2	
	Attempt to Commit a Felony (35-41-5-1)	Battery (35-42-2-1)	-	1	-	4	
		Burglary (35-43-2-1)	-	-	-	4	
		Criminal Recklessness (35-42-2-2)	-	-	-	1	
		Escape (35-44.1-3-4)	-	-	2	-	
		Fraud on Financial Institution (35-43-5-8)	-	-	-	2	
		Obstruction of Justice (35-44-3-4)	-	1	-	1	
		Robbery (35-42-5-1)	-	-	4	10	
		Sexual Misconduct with a Minor (35-42-4-9)	-	-	-	1	
		Theft, Recv Stolen Prop (35-43-4-2)	-	-	-	1	
		Trafficking with an Inmate (35-44.1-3-5)	-	-	1	1	
		Auto Theft, Receiving Stolen Parts (35-43-4-2.5)				16	
		Battery (35-42-2-1)			18	49	
		Burglary (35-43-2-1)			4	26	
		Check Deception (35-43-5-5)			-	1	
		Child Exploitation (35-42-4-4)			-	4	
		Child Pornography (35-42-4-4(C))			-	1	
		Child Possession of a Firearm (35-47-10-5)			-	1	
		Child Seduction (35-42-4-7)			-	2	
		Child Solicitation (35-42-4-6)			-	-	
		Conspiracy (35-41-5-2)			-	-	
			Battery (35-42-2-1)	-	-	1	-
			Burglary (35-43-2-1)	1	-	2	2
			Dealing Cocaine or Narcotic Drug (35-48-4-1)	-	-	1	-
			Dealing in Methamphetamine (35-48-4-1.1)	-	1	2	9
			Fraud on Financial Institution (35-43-5-8)	-	-	-	1
			Robbery (35-42-5-1)	-	-	2	2
			Trafficking with an Inmate (35-44.1-3-5)	-	-	2	4
		Controlled Substance Registration (35-48-4-14)			-	-	
		Conversion (35-43-4-3)			-	-	
		Corrupt Business Influence (35-45-6-2)			3	1	
		Criminal Confinement (35-42-3-3)			1	4	
		Criminal Recklessness (35-42-2-2)			-	5	
		DWS/Oper Veh HTV (9-30-19-16)			-	-	
		Dealing Cocaine or Narcotic Drug (35-48-4-1)			2	13	
					33	113	

Felony Level	Primary Offense	Secondary Offense	Nov-18		This Calendar Year	
			SEX		SEX	
			F	M	F	M
Level 5 Felony (cont'd)	Dealing Marijuana, Hash Oil, or Hashish (35-48-4-10)		-	3	1	19
	Dealing Methamphetamine (35-48-4-1.1)		3	13	42	145
	Dealing Sched I, II, or III Cntrld Sub (35-48-4-2)		-	-	4	10
	Dealing Sched IV Cntrld Sub (35-48-4-3)		-	-	1	1
	Dealing in Methamphetamine (35-48-4-1.1)		5	5	56	149
	Dealing/Poss. Look-Alike Subs (35-48-4-4.6)		1	-	3	12
	Disarm/Attempt to Disarm an Officer (35-44.1-3-2)		-	-	1	4
	Domestic Battery (35-42-2-1.3)		-	13	6	149
	Escape (35-44.1-3-4)		-	2	12	49
	Fail to Stop Acc Death (9-26-1-1.1)		-	-	1	4
	Failure to Register as a Sex Offender (11-8-8-17)		-	6	2	79
	Firearm w/in One Mile of School (35-47-2-1)		1	21	12	280
	Fraud on Financial Institution (35-43-5-8)		2	4	15	32
	Incest (35-46-1-3)		-	1	-	9
	Interference w/ Medical Services (35-45-21-5)		-	-	1	-
	Intimidation (35-45-2-1)		1	5	3	61
	Involuntary Manslaughter (35-42-1-4)		-	1	-	5
	Kidnapping (35-42-3-2)		-	2	1	7
	Neglect of a Dependent/Death (35-46-1-4)		1	-	12	4
	Non-Support of Dependent Child (35-46-1-5)		-	1	-	11
	Obliterating Handgun I.D. (35-47-2-18)		-	4	-	10
	Obstruction of Justice (35-44.1-2-2)		-	-	-	4
	Oper Veh Aft Life Susp (9-30-10-17)		3	18	18	224
	Operating Vehicle Intox-Prior (9-30-5-3)		-	-	-	1
	Operating Vehicle Intoxicated/Death (9-30-5-5)		-	-	3	11
	Operating Vehicle Intoxicated/Injury (9-30-5-4)		-	-	4	8
	Possession - Destruct Device (35-47.5-5-2)		-	-	-	1
	Possession - Machine Gun or Bomb (35-47-5-8)		-	-	-	1
	Possession of Cocaine or Narcotic Drug 35-48-4-6		2	6	17	70
	Possession of Dangerous Device (35-44.1-3-7)		-	-	-	2
	Possession of Precursors (35-48-4-14.5)		1	-	2	2
	Possession of Syringes or Needles (16-42-19-18)		1	2	32	32
	Possession/Use of Legend Drug (16-42-19-13)		-	-	1	3
	Pred Job Near Child (35-42-7-10)		-	-	-	1
	Promoting Prostitution (35-45-4-4)		-	1	-	6
	Reckless Homicide (35-42-1-5)		1	3	3	9
	Resisting Law Enforcement (35-44.1-3-1)		-	1	-	4
	Robbery (35-42-5-1)		2	11	15	100
	Sexual Misconduct with Service Provider (35.44.1-3-10)		-	-	-	1
	Sexual Misconduct with a Minor (35-42-4-9)		1	3	3	34
	Stalking (35-45-10-5)		-	2	-	12
	Terroristic Mischief (35-47-12-3)		-	-	-	1
	Theft, Receiving Stolen Property (35-43-4-2)		-	2	6	8
	Trafficking with an Inmate (35-44.1-3-5)		-	2	12	17
	Vicarious Sexual Gratification (35-42-4-5)		-	-	-	1
Level 5 Felony Total			36	209	439	2547

Felony Level	Primary Offense	Secondary Offense	Nov-18		This Calendar Year	
			SEX		SEX	
			F	M	F	M
Level 6 Felony	Aiding in Manufacture of Sch II Cont Subst (35-48-4-2)		-	-	1	-
	Aiding, Inducing or Causing an Offense (35-41-2-4)	Possession of Meth (35-48-4-6.1)	-	-	-	1
		Theft, Receiving Stolen Property (35-43-4-2)	-	-	-	1
	Arson (35-43-1-1)		-	-	-	1
	Assisting a Criminal (35-44.1-2-5)		-	-	2	-
	Attempt to Commit a Felony (35-41-5-1)	Auto Theft, Receiving Stolen Parts (35-43-4-2.5)	-	-	-	1
		Theft, Receiving Stolen Property (35-43-4-2)	-	1	-	2
	Auto Theft, Receiving Stolen Parts (35-43-4-2.5)		2	3	8	36
	Battery 35-42-2-1		-	2	7	28
	Check Fraud (35-43-5-12)		1	-	1	2
	Child Exploitation (35-42-4-4)		-	-	-	1
	Contrib Delinquency (35-46-1-8)		-	-	-	1
	Controlled Substance Registration (35-48-4-14)		-	-	-	2
	Criminal Confinement (35-42-3-3)		-	-	-	5
	Criminal Confinement (35-42-3-3)		-	11	4	48
	Criminal Mischief (35-43-1-2)		-	-	-	3
	Criminal Recklessness (35-42-2-2)		-	1	2	15
	Criminal Trespass (35-43-2-2)		-	-	-	1
	Dealing Marijuana, Hash Oil, or Hashish (35-48-4-10)		1	-	1	4
	Dealing Marijuana, Hash Oil, or Hashish (35-48-4-2A-1)		-	-	-	1
	Dealing Sched I, II, or III Cntrld Sub (35-48-4-2(A))		-	-	-	1
	Dealing Sched IV Cntrld Sub (35-48-4-3)		-	-	-	1
	Dealing/Poss. Look-Alike Subs (35-48-4-10.5)		-	-	-	3
	Dealing/Poss. Look-Alike Subs (35-48-4-11.5)		-	1	-	12
	Escape 35-44.1-3-4		1	9	22	68
	Fail to Reg Sex Off (11-8-8-17)		-	1	-	7
	Failure to Appear (35-44.1-2-9)		-	-	2	1
	Forgery, Counterfeiting, Application Fraud (35-43-5-2)		1	-	5	8
	Habitual Offender (35-50-2-8)		1	-	2	-
	Home Improvement Fraud (35-43-6-12)		-	-	-	1

Felony Level	Primary Offense	Secondary Offense	Nov-18		This Calendar Year	
			SEX		SEX	
			F	M	F	M
Level 6 Felony (cont'd)	Identity Deception (35-43-5-3.5)		-	-	4	3
	Insurance Fraud (35-43-5-4.5)		-	2	2	11
	Intimidation (35-45-2-1)		-	2	1	11
	Invasion of Privacy (35-46-1-15.1)		1	1	2	7
	Kidnapping (35-42-3-2)		-	-	-	1
	Maintain Common Nuisance (35-45-2-1(c))		-	-	-	2
	Maintaining Common Nuisance (35-48-4-13)		-	-	4	9
	Neglect of a Dependent/Death (35-46-1-4)		-	-	7	4
	Non-Support of Dependent Child (35-46-1-5)		-	1	1	8
	Obstruction of Justice (35-44.1-2-2)		-	-	1	4
	Oper Vehicle-Intox-Prev Conv (9-30-5-3)		-	1	3	10
		Habitual Offender Controlled Substance (35-50-2-10)	2	-	2	6
	Operating Vehicle Intoxicated-Contrlld Sub (9-30-5-1)		-	-	2	5
		Habitual Offender Controlled Substance (35-50-2-10)	-	1	-	2
	Operating Vehicle Intoxicated-Endanger (9-30-5-2)		-	2	8	17
		Habitual Offender Controlled Substance (35-50-2-10)	-	-	3	15
	Operating Vehicle Intoxicated/Injury (9-30-5-4)		-	1	-	1
	Operating Vehicle-Habitual Violation (9-30-10-16)		-	4	3	13
		Habitual Offender Controlled Substance (35-50-2-10)	-	-	-	2
	Pointing a Firearm (35-47-4-3)		-	-	-	2
	Poss Precursors (35-48-4-14.5)		-	-	1	3
	Possession Sched IV Contrlld Sub w/in 1,000 ft (35-48-4-7)		-	-	-	2
	Possession of Cocaine or Narcotic Drug (35-48-4-6)		1	6	16	47
	Possession of Marijuana (35-48-4-11)		-	-	-	2
	Possession of Meth(35-48-4-6.1)		7	11	54	133
	Possession of Syringes or Needles (16-42-19-18)		2	6	21	40
	Possession or Use of Legend Drug (16-42-19-13)		-	2	1	6
	Prostitution (35-45-4-2)		-	-	1	-
	Residential Entry (35-43-2-1.5)		-	1	5	15
	Resisting Law Enforc (35-44.1-3-1)		-	5	4	34
	Sexual Misconduct with a Minor (35-42-4-9)		-	-	-	1
	Stalking (35-45-10-5)		-	-	-	2
	Strangulation (35-42-2-9)		-	-	-	12
	Synthetic ID Deception (35-43-5-3.8)		-	1	3	3
	Theft, Receiving Stolen Property (35-43-4-2)		1	8	46	118
Level 6 Felony Total			21	84	252	806

Felony Level	Primary Offense	Secondary Offense	Nov-18		This Calendar Year	
			SEX		SEX	
			F	M	F	M
Habitual Offender	Habitual Offender (35-50-2-8)		-	-	-	1
Habitual Offender Total			0	0	0	1

Felony Level	Primary Offense	Secondary Offense	Nov-18		This Calendar Year	
			SEX		SEX	
			F	M	F	M
Murder	Murder (35-42-1-1)		-	10	5	82
		Firearm Enhancement (35-50-2-11)	-	-	-	1
Murder Total			0	10	5	83

Grand Total			Nov-18		This Calendar Year	
			SEX		SEX	
	F	M	F	M	F	M
Grand Total			109	588	1262	6938

Note: Offense data may not be available for all offenders at the time this table was prepared.  
Only new commitments and probation violations are reported on this table.  
Parole and Community Transition Program violators are excluded on this table.  
Source: SAS - all.citations\_mso.pgm

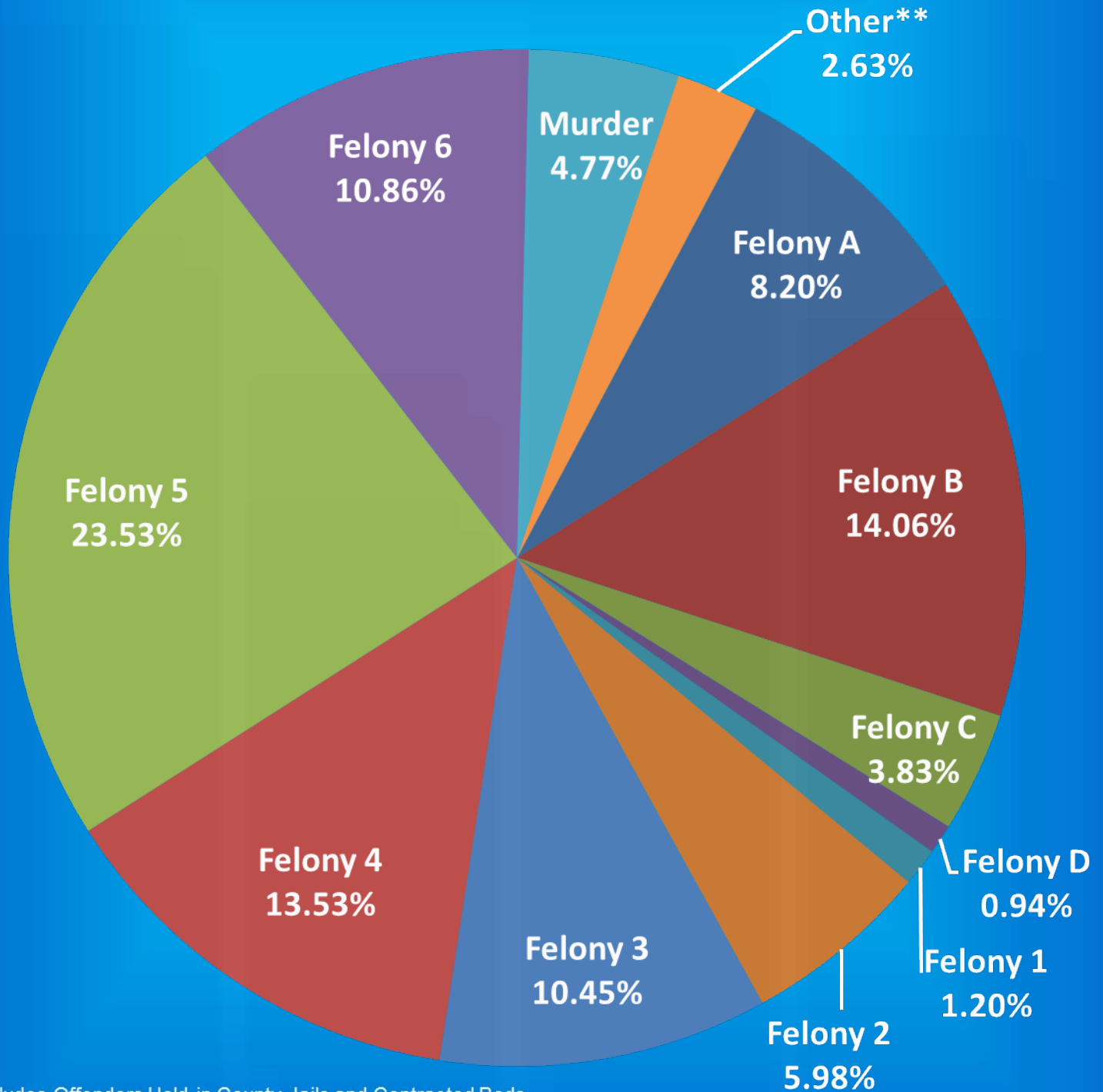
# Indiana Department of Correction

## Graph A

Female Population by Most Serious Offense Felony Level\*

December 01, 2018

N = 2,572



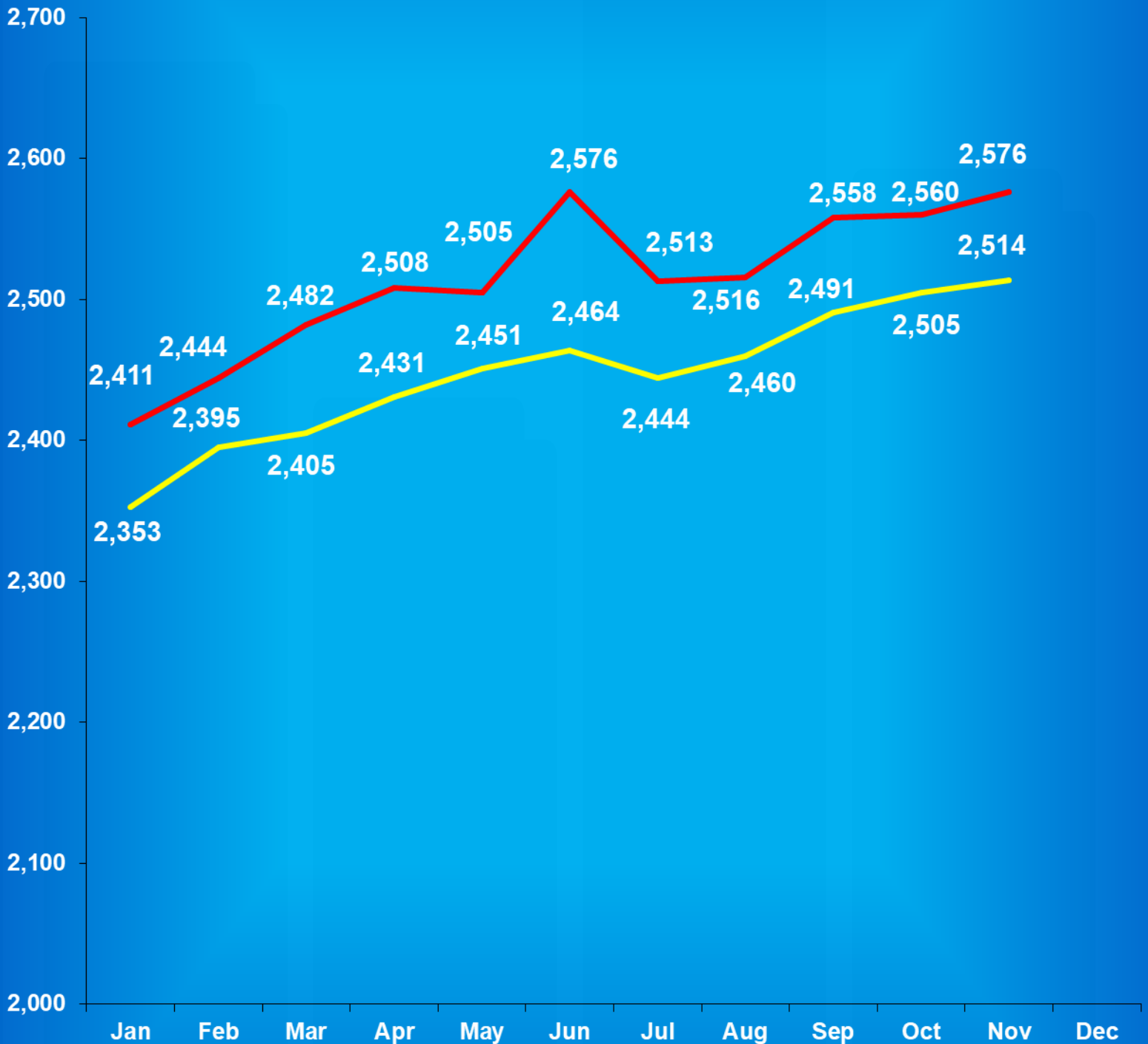
• Includes Offenders Held in County Jails and Contracted Beds

\*\* Other includes Safekeepers, Predispositions, Habitual Offenders, Misdemeanants, and Unknowns

# Indiana Department of Correction

## Graph B

### Average Daily Adult Female Offender Populations Calendar Year 2018



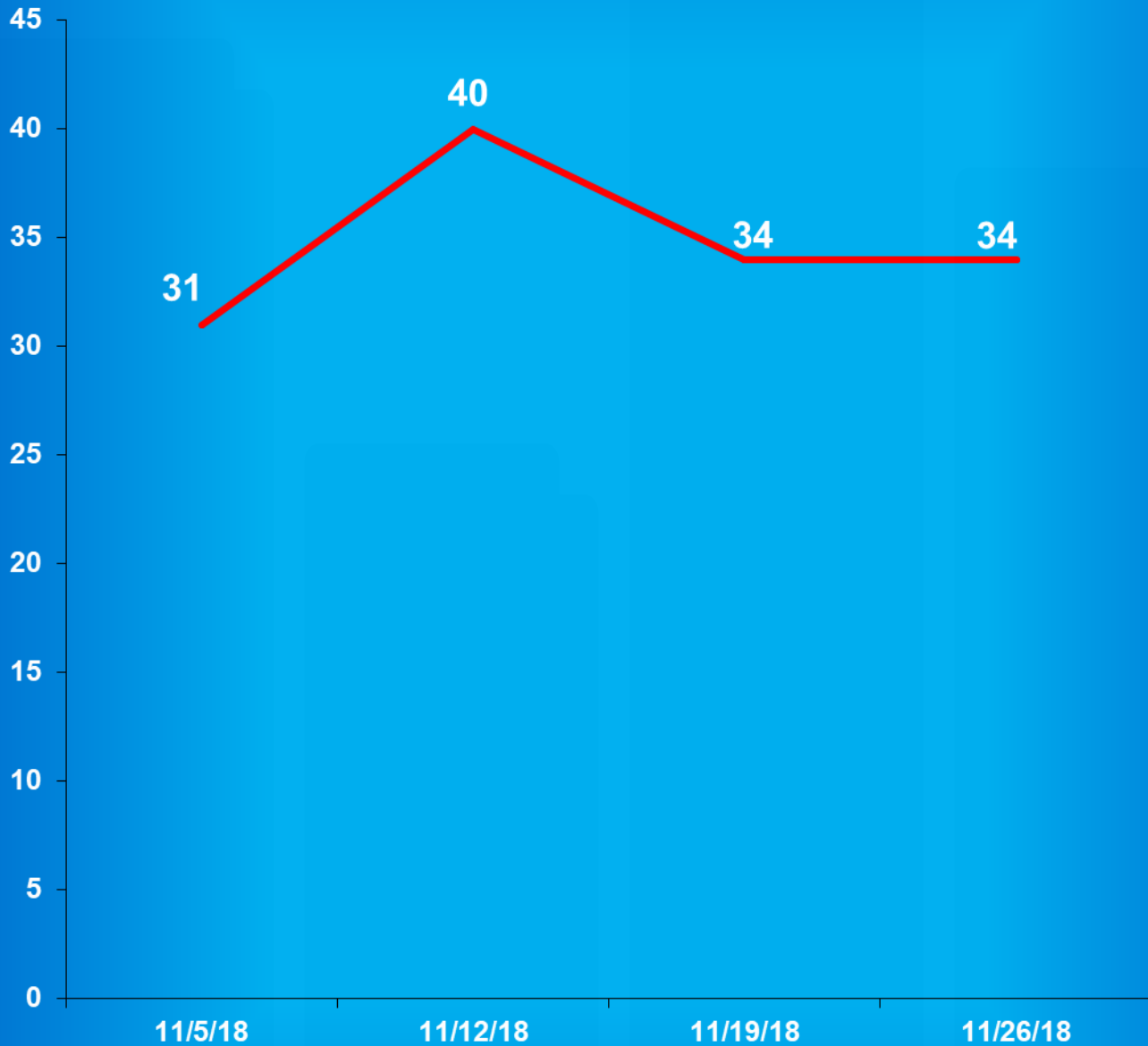
— Includes County Jail/Contract Beds    — Excludes County Jail/Contract Beds

# Indiana Department of Correction

## Graph C

### Adult Females Held in County Jails

November 2018



- Offenders held in county jails are newly sentenced offenders with completed court documents who are awaiting transfer to a DOC facility.

- Jail counts are a dynamic number that are affected by a variety of factors, including; sentencing trends, available DOC beds, and intake process completion.

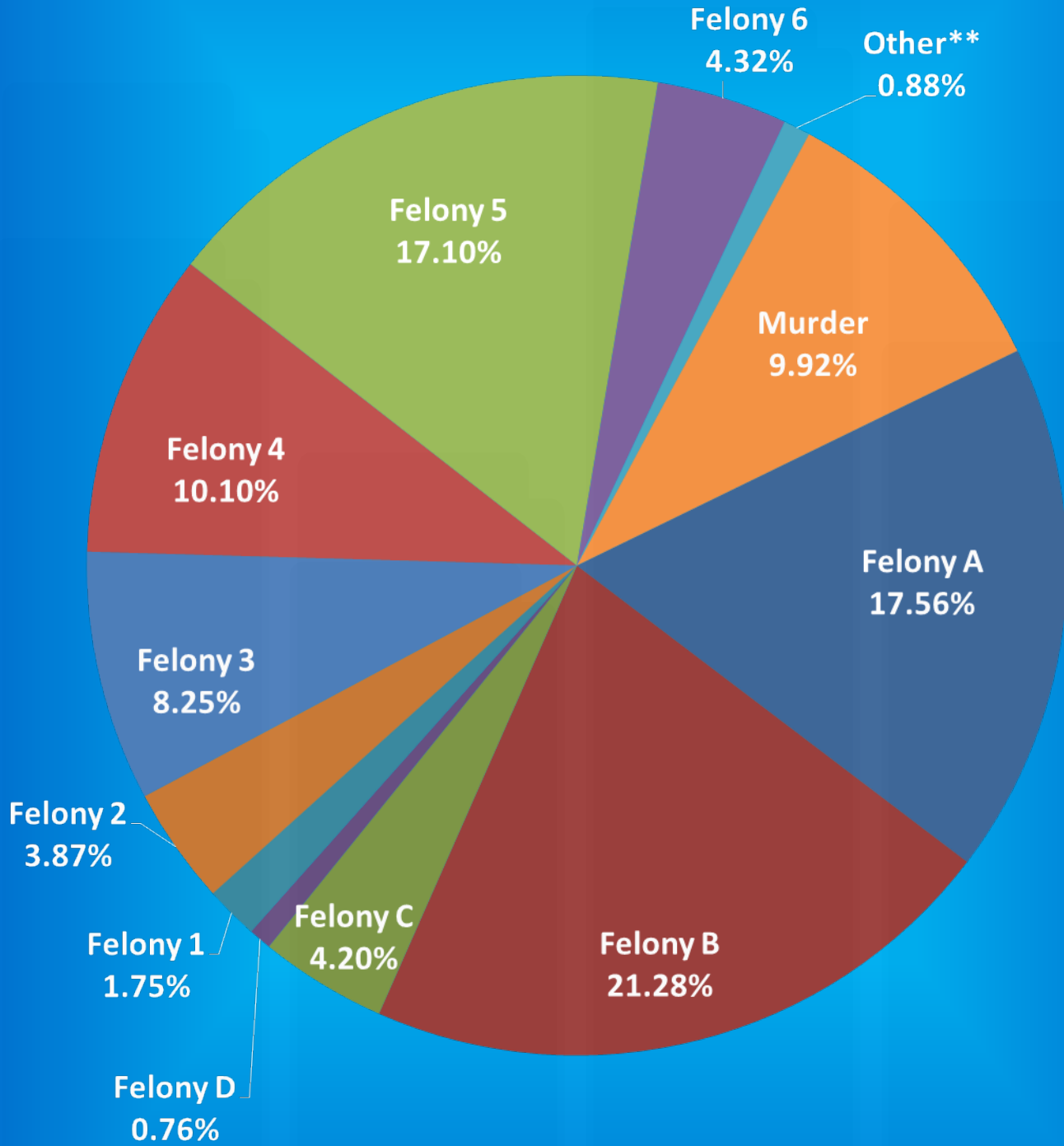
# Indiana Department of Correction

Graph D

Male Population by Most Serious Offense Felony Level\*

December 01, 2018

N = 24,168



• Includes Offenders Held in County Jails and Contracted Beds

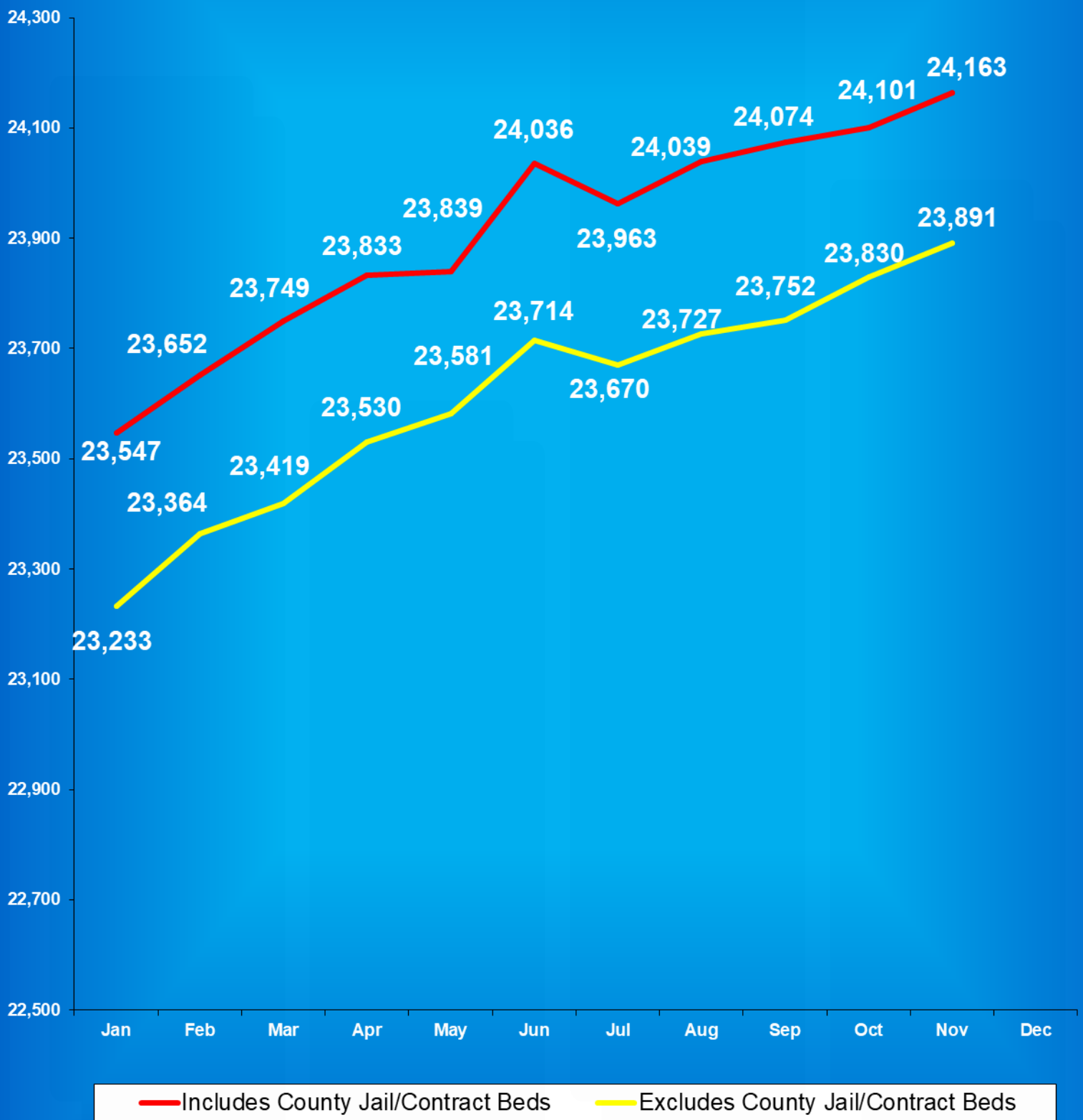
\*\* Other includes Safekeepers, Predispositions, Habitual Offenders, Misdemeanants, and Unknowns



# Indiana Department of Correction

## Graph E

### Average Daily Adult Male Offender Populations Calendar Year 2018

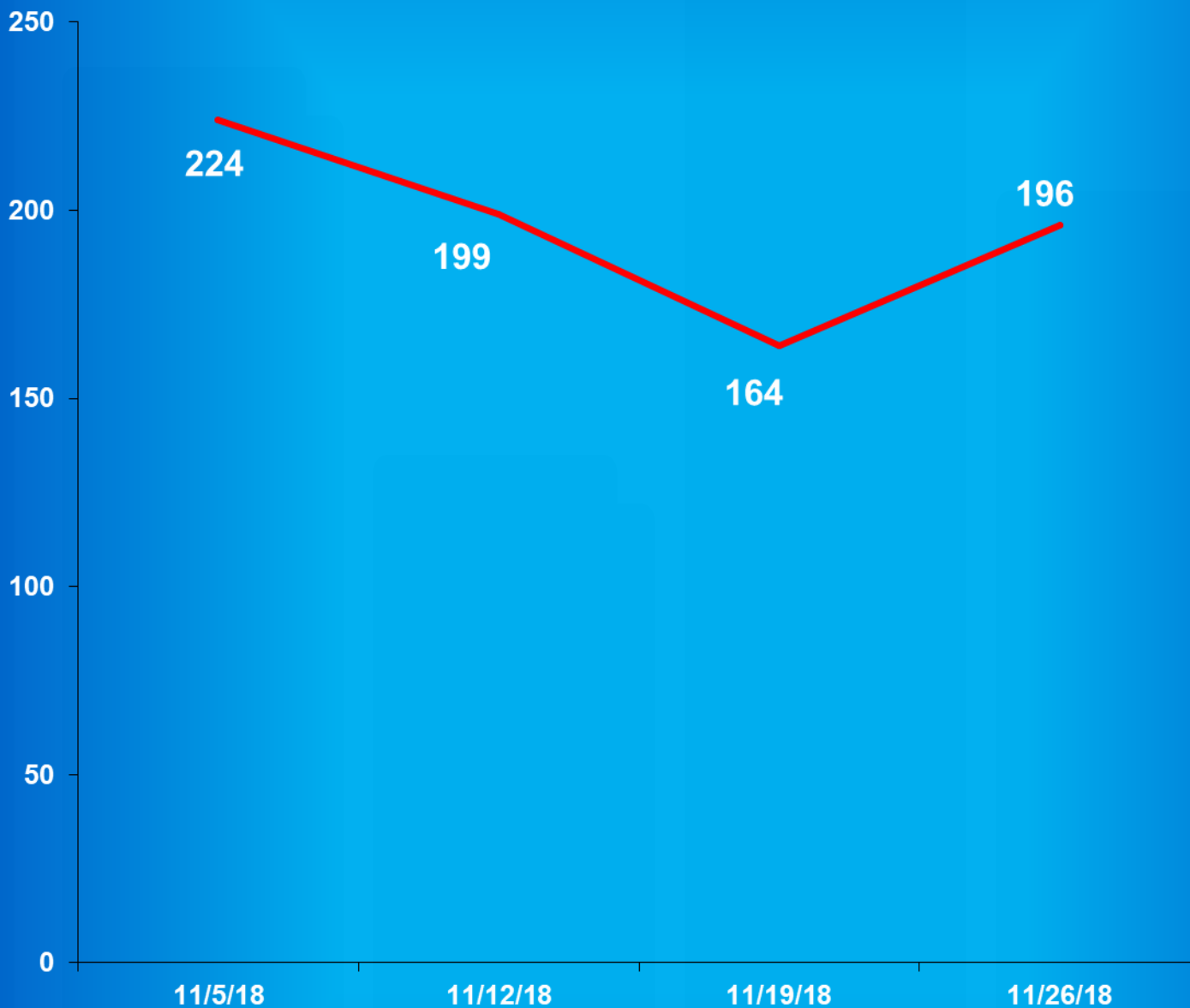


# Indiana Department of Correction

## Graph F

### Adult Males Held in County Jails

November 2018



- Offenders held in county jails are newly sentenced offenders with completed court documents who are awaiting transfer to a DOC facility.

- Jail counts are a dynamic number that are affected by a variety of factors, including; sentencing trends, available DOC beds, and intake process completion.



# Juvenile Offender Statistics



**Indiana Department Of Correction**  
**Table 13**  
**Monthly Facility Admissions and Releases**

**Juvenile Offenders**  
**November 2018**

**Admissions of All Juvenile Males**

<b>New Commitment</b>	<b>Re-Commitment</b>	<b>Parolee Return</b>	<b>Return From Escape</b>	<b>Diagnostics/Walk-Thrus</b>
25	9	1	0	9

**Releases of All Juvenile Males**

<b>Discharge</b>	<b>Parole</b>	<b>Escape</b>	<b>Diagnostics/Walk-Thrus</b>
21	9	2	5

**Admissions of All Juvenile Females**

<b>New Commitment</b>	<b>Re-Commitment</b>	<b>Parolee Return</b>	<b>Return From Escape</b>	<b>Diagnostics/Walk-Thrus</b>
7	1	1	0	1

**Releases of All Juvenile Females**

<b>Discharge</b>	<b>Parole</b>	<b>Escape</b>	<b>Diagnostics/Walk-Thrus</b>
9	0	0	2

Sources:

SAS - mnthadm4\_pgm\_tbl13.pgm

SAS - mnthext4\_pgm\_tbl13.pgm

**Indiana Department of Correction**

**Table 14**

**New Admissions by County of Commitment - Juveniles**

**November 2018**

County	Admission Type			County	Admission Type		
	New Commits	Re Commits	Total		New Commits	Re Commits	Total
Adams	0	0	0	Madison	0	0	0
Allen	2	1	3	Marion	3	1	4
Bartholomew	0	0	0	Marshall	0	0	0
Benton	1	0	1	Martin	0	0	0
Blackford	2	0	2	Miami	1	0	1
Boone	1	0	1	Monroe	0	0	0
Brown	0	0	0	Montgomery	1	0	1
Carroll	0	0	0	Morgan	1	0	1
Cass	0	0	0	Newton	0	0	0
Clark	0	0	0	Noble	1	0	1
Clay	0	0	0	Ohio	0	0	0
Clinton	0	0	0	Orange	0	0	0
Crawford	0	0	0	Owen	0	0	0
Daviess	0	0	0	Parke	0	0	0
Dearborn	0	0	0	Perry	0	0	0
Decatur	0	0	0	Pike	0	0	0
DeKalb	0	0	0	Porter	0	0	0
Delaware	1	1	2	Posey	0	0	0
Dubois	0	1	1	Pulaski	0	0	0
Elkhart	1	0	1	Putnam	0	0	0
Fayette	0	0	0	Randolph	0	0	0
Floyd	0	0	0	Ripley	0	0	0
Fountain	0	0	0	Rush	0	0	0
Franklin	0	0	0	St. Joseph	4	2	6
Fulton	0	0	0	Scott	0	0	0
Gibson	0	0	0	Shelby	2	0	2
Grant	0	0	0	Spencer	0	0	0
Greene	0	0	0	Starke	0	0	0
Hamilton	1	0	1	Steuben	0	0	0
Hancock	0	0	0	Sullivan	0	0	0
Harrison	0	0	0	Switzerland	0	0	0
Hendricks	0	0	0	Tippecanoe	1	0	1
Henry	0	0	0	Tipton	0	0	0
Howard	1	0	1	Union	0	0	0
Huntington	1	0	1	Vanderburgh	1	0	1
Jackson	0	0	0	Vermillion	0	0	0
Jasper	0	0	0	Vigo	1	0	1
Jay	0	0	0	Wabash	0	0	0
Jefferson	0	0	0	Warren	0	0	0
Jennings	0	0	0	Warrick	0	0	0
Johnson	0	0	0	Washington	0	1	1
Knox	1	0	1	Wayne	0	0	0
Kosciusko	1	1	2	Wells	0	0	0
LaGrange	1	0	1	White	0	0	0
Lake	0	0	0	Whitley	0	0	0
LaPorte	0	1	1	Unknown	0	1	1
Lawrence	0	0	0	<b>Totals</b>	<b>30</b>	<b>10</b>	<b>40</b>

This data is based on most serious offense and excludes parole violations.

Source: Mnthadm4\_pgm\_tbl14.pgm

**Indiana Department of Correction**  
**Table 15**  
**Monthly Releases by County of Commitment - Juveniles**

November 2018							
County	Release Type			County	Release Type		
	Discharge	Parole	Total		Discharge	Parole	Total
Adams	0	0	0	Madison	0	0	0
Allen	0	1	1	Marion	6	0	6
Bartholomew	0	0	0	Marshall	1	0	1
Benton	0	0	0	Martin	0	0	0
Blackford	0	0	0	Miami	0	0	0
Boone	0	1	1	Monroe	0	0	0
Brown	0	0	0	Montgomery	0	0	0
Carroll	0	0	0	Morgan	0	1	1
Cass	1	0	1	Newton	0	0	0
Clark	0	0	0	Noble	1	1	2
Clay	0	0	0	Ohio	0	0	0
Clinton	1	0	1	Orange	0	0	0
Crawford	0	0	0	Owen	0	0	0
Daviess	0	0	0	Parke	0	0	0
Dearborn	0	0	0	Perry	0	0	0
Decatur	1	0	1	Pike	0	0	0
DeKalb	0	0	0	Porter	0	0	0
Delaware	0	0	0	Posey	1	0	1
Dubois	0	0	0	Pulaski	0	0	0
Elkhart	2	0	2	Putnam	0	1	1
Fayette	0	0	0	Randolph	0	0	0
Floyd	1	0	1	Ripley	0	0	0
Fountain	0	0	0	Rush	0	1	1
Franklin	0	0	0	St. Joseph	3	0	3
Fulton	0	0	0	Scott	0	0	0
Gibson	2	0	2	Shelby	1	0	1
Grant	0	0	0	Spencer	0	0	0
Greene	0	0	0	Starke	0	0	0
Hamilton	1	0	1	Steuben	0	0	0
Hancock	0	0	0	Sullivan	0	0	0
Harrison	0	0	0	Switzerland	0	0	0
Hendricks	0	0	0	Tippecanoe	2	0	2
Henry	0	0	0	Tipton	1	0	1
Howard	1	0	1	Union	0	0	0
Huntington	0	1	1	Vanderburgh	0	2	2
Jackson	0	0	0	Vermillion	0	0	0
Jasper	0	0	0	Vigo	0	0	0
Jay	0	0	0	Wabash	0	0	0
Jefferson	0	0	0	Warren	0	0	0
Jennings	0	0	0	Warrick	0	0	0
Johnson	0	0	0	Washington	0	0	0
Knox	1	0	1	Wayne	0	0	0
Kosciusko	0	0	0	Wells	0	0	0
LaGrange	0	0	0	White	0	0	0
Lake	3	0	3	Whitley	0	0	0
LaPorte	0	0	0	Unknown	0	0	0
Lawrence	0	0	0	<b>Totals</b>	<b>30</b>	<b>9</b>	<b>39</b>

Some discharges may be releases to County Probation - data is unable to be separated.

Diagnostics and Escapes are excluded.

Source: Mnthext4\_pgm\_tbl15.pgm

**Indiana Department of Correction**  
**Table 16**  
**Total Number of Committing Offenses for Juveniles**  
**Committed to the Indiana Department of Correction**

**November 2018**

OFFENSE (Citation Code)	NUMBER OF OFFENSES			
	This Month		This Calendar Year	
LEVEL I	Female	Male	Female	Male
Aggravated Battery (35-42-2-1.5)	0	0	0	1
Arson (35-43-1-1)	0	0	0	4
Battery (35-42-2-1)	1	1	11	24
Battery by Bodily Waste (35-42-2-6)	0	0	1	1
Burglary (35-43-2-1)	0	2	0	31
Carjacking (35-42-5-2)	0	0	0	0
Carrying Handgun w/o License (35-47-2-1)	0	1	0	9
Changing, Altering, Removing, Obliterating ID of Handgun (35-47-2-18)	0	0	0	1
Child Exploitation (35-42-4-4)	0	0	0	1
Child Molesting (35-42-4-3)	0	1	0	9
Child Seduction (35-42-4-7)	0	0	0	0
Child Selling (35-46-1-4)	0	0	0	0
Child Solicitation (35-42-4-6)	0	0	0	0
Child in Possession of Handgun (35-47-10-5)	0	0	0	4
Consumer Product Tampering (35-45-8-3)	0	0	0	0
Criminal Confinement (35-42-3-3)	0	0	0	3
Criminal Deviate Conduct (35-42-4-2)	0	0	0	0
Criminal Gang Intimidation (35-45-9-4)	0	0	0	0
Criminal Gang Recruitment	0	0	0	0
Criminal Recklessness (35-42-2-2)	0	2	1	15
Dangerous Possession of a Firearm (35-47-10-5)	0	6	1	47
Dealing in a Sawed-Off Shotgun (35-47-5-4.1)	0	0	0	0
Distribution of a Destructive Device (IC 35-47.5-5-5)	0	0	0	0
Domestic Battery (35-42-2-1.3)	1	1	3	10
Driving While Intoxicated Resulting in Death (9-30-5-5)	0	0	0	0
False Application for Handgun (35-47-2-8)	0	0	0	0
False, Altering Handgun License (35-47-2-22)	0	0	0	0
Feticide (35-42-1-6)	0	0	0	0
Handgun, False ID (35-47-2-17)	0	0	0	0
Incest (35-46-1-3)	0	0	0	0
Interference with Custody (35-42-3-4)	0	0	0	0
Intimidation (35-45-2-1)	0	0	0	0
Involuntary Manslaughter (35-42-1-4)	0	0	0	1
Kidnapping (35-42-3-2)	0	0	0	0
Murder (35-42-1-1)	0	1	0	3
Neglect of a Dependent (35-46-1-4)	0	0	0	0
Operation of a Machine Gun/Hurling a Bomb (35-47-5-9)	0	0	0	0
Overpass Mischief (35-42-2-5)	0	0	0	0
Pointing a Firearm (35-47-4-3)	0	0	0	5
Possession of Firearm on School Property (35-47-9-2)	0	1	0	5
Possession of a Machine Gun or Bomb (35-47-5-9)	0	0	0	0
Rape (35-42-4-1)	0	0	0	5
Reckless Homicide (35-42-1-5)	0	0	0	1
Resisting Law Enforcement (35-44-3-3)	0	1	0	2
Robbery (35-42-5-1)	2	5	6	38
Sell, Manufacture, Possess, Purchase Explosive (35-47-5-1)	0	0	0	0
Sell, Transfer, HIV Blood (35-42-1-7)	0	0	0	0
Selling, Transferring, Giving Handgun to Under 18 (35-47-2-7)	0	0	0	0
Sexual Battery (35-42-4-8)	0	1	0	6
Sexual Misconduct (35-44-1-5)	0	0	0	0
Sexual Misconduct with a Minor (35-42-4-9)	0	0	0	1

**LEVEL I (cont'd)****NUMBER OF OFFENSES**

	This Month		This Calendar Year	
	Female	Male	Female	Male
Stalking (35-45-10-5)	0	0	0	0
Strangulation (35-42-2-9)	0	1	0	2
Unlawful Delivery of Confiscated Firearm (35-47-3-4)	0	0	0	0
Unlawful Use of Body Armor (35-47-5-13)	0	0	0	0
Unlawful Use of Stun Gun (35-47-8-5)	0	0	0	0
Vicarious Sexual Gratification (35-42-4-5)	0	0	0	0
Voluntary Manslaughter (35-42-1-3)	0	0	0	2
<b>Sub-Total</b>	<b>4</b>	<b>24</b>	<b>23</b>	<b>231</b>

**LEVEL II**

Assisting a Criminal (35-44-3-2)	0	0	0	1
Chinese Throwing Star (35-47-5-12)	0	0	0	0
Criminal Gang Activity (35-45-9-3)	0	0	0	0
Criminal Recklessness (35-42-2-2)	0	0	0	0
Dealing Anabolic Steroid (16-42-19-27)	0	0	0	0
Dealing Methamphetamine (35-48-4-1.1)	0	0	0	1
Dealing in Cocaine or Narcotic Drug (35-48-4-1)	0	0	0	0
Dealing in Marijuana, Hash Oil, or Hashish (35-48-4-10)	0	0	0	1
Dealing in a Schedule I, II, or III Controlled Substance (35-48-4-2)	0	0	0	2
Dealing in a Schedule IV Controlled Substance (35-48-4-3)	0	0	0	0
Dealing in a Schedule V Controlled Substance (35-48-4-4)	0	0	0	0
Dealing in a Substance Represented to be a Controlled Substance (35-48-4-4.5)	0	0	0	0
Delivery of Weapon to Intoxicated Person (35-47-4-1)	0	0	0	0
Disarming Law Enforcement Officer (35-44.1-3-2)	0	0	0	0
Escape/Failure to Return to Lawful Detention (35-44-3-5)	2	2	11	13
Inmate w/ Deadly Weapon (35-44.1-3-7)	0	0	0	0
Interference with Custody (35-42-3-4)	0	0	0	0
Intimidation (35-45-2-1)	1	3	8	34
Knife with Automatic Blade (35-47-5-2)	0	0	0	0
Loan Sharking (35-45-7-2)	0	0	0	0
Maintaining a Common Nuisance (35-48-4-13)	0	0	0	0
Making loan secured by mortgage, deposit or pledge of handgun (35-47-4-2)	0	0	0	1
Manufacture, Distribution, Possession of a Substance Represented to be a Controlled Substance (35-48-4-4.6)	0	0	0	0
Neglect of a Dependent (35-46-1-4)	0	0	0	0
Poss Precursors w/ Intent to Manufacture Etc. (35-48-4-14.5)	0	0	0	0
Possession of a Controlled Substance (35-48-4-7)	0	1	0	1
Possession of a Knife on School Property (35-47-5-2.5)	0	1	0	2
Promoting Prostitution (35-45-4-4)	0	0	0	0
Purchase, Possession or Sale of Stun Gun (35-47-8-5)	0	0	0	0
Resisting Law Enforcement (35-44-3-3)	0	3	1	13
Rioting with a Deadly Weapon (35-45-1-2)	0	0	0	0
Sale, Possession, Use of Legend Drug (16-42-19-27)	0	0	0	0
Sexual Misconduct with a Minor (35-42-4-9)	0	0	0	0
Stalking (35-45-10-5)	0	0	0	0
Trafficking with an Inmate (35-44-3-9)	0	0	0	0
Use of Stun Gun in Commission of a Crime (35-47-8-5)	0	0	0	0
<b>Sub-Total</b>	<b>3</b>	<b>10</b>	<b>20</b>	<b>69</b>

**LEVEL III**

Accident /Failure to Stop (9-26-1-8)	0	0	0	0
Accident, Property Damage with Injury (9-26-1-8)	0	0	0	0
Altering or Damaging Computer (35-43-1-4)	0	0	0	0
Auto Theft, Receiving Stolen Parts (35-43-4-2.5)	1	3	5	29
Battery (35-42-2-1)	2	7	21	59
Battery by Bodily Waste (35-42-2-6)	0	0	2	1
Bestiality	0	0	0	0
Bribery (35-44-1-1)	0	0	0	0



**NUMBER OF OFFENSES**

<b>LEVEL III (cont'd)</b>	<b>This Month</b>		<b>This Calendar Year</b>	
	<b>Female</b>	<b>Male</b>	<b>Female</b>	<b>Male</b>
Burglary (35-43-2-1)	0	0	0	0
Check Deception (35-43-5-5)	0	0	0	1
Check Fraud (35-43-5-12)	0	0	0	0
Child Exploitation (35-42-4-4)	0	0	0	0
Controlled Substance Registration (35-48-4-14)	0	0	0	0
Conversion (35-43-4-3)	0	1	4	7
Criminal Mischief (35-43-1-2)	1	4	5	48
Criminal Recklessness (35-42-2-2)	0	0	1	0
Criminal Trespass (35-43-2-2)	0	0	1	10
Dealing in Altered Property (35-43-4-2.3)	0	0	0	0
Dealing in Marijuana, Hash Oil, or Hashish (35-48-4-10)	0	0	0	1
Dealing in Paraphernalia (35-48-4-8.5)	0	0	0	0
Dealing in a Schedule IV Controlled Substance (35-48-4-3)	0	0	0	0
Distribution of Material Harmful to Minor (35-49-3-3)	0	0	0	0
Escape/Failure to Return to Lawful Detention (35-44-3-5)	0	2	8	47
Failure to Appear (35-44-3-6)	0	0	0	0
False Reporting (35-44-2-2)	0	0	0	2
Forgery (35-43-5-2)	0	0	0	0
Fraud (35-43-5-4)	1	1	1	3
Fraud on Financial Institution (35-45-5-8)	0	0	0	0
Home Improvement Fraud (35-43-6-13)	0	0	0	0
Identity Deception (35-43-5-3.5)	0	0	0	1
Interference with Custody (35-42-3-4)	0	0	0	0
Interference with Reporting Crime (35-42-2-5)	0	0	0	0
Invasion of Privacy (35-46-1-15.1)	0	0	0	0
Kill Domestic Animal	0	0	0	0
Manufacture of Paraphernalia (35-48-4-8.1)	0	0	0	0
Nonsupport of Child (35-46-1-5)	0	0	0	0
Nonsupport of Spouse (35-46-1-6)	0	0	0	0
Obscene Performance (35-49-3-1)	0	0	0	0
Obstructing Fireman (35-44-3-8)	0	0	0	0
Obstructing Traffic (35-42-2-4)	0	0	0	0
Obstruction of Justice (35-44-3-4)	0	0	0	0
Operating Vehicle After Lifetime Forfeiture (9-30-10-17)	0	0	0	0
Operating Vehicle While Intoxicated (9-30-5-4)	0	0	0	0
Operating Vehicle While Intoxicated with Prior (9-30-5-3)	0	0	0	1
Patronizing a Prostitute (35-45-4-3)	0	0	0	0
Perjury (35-44-2-1)	0	0	0	0
Possession of Cocaine or Narcotic Drug (35-48-4-6)	0	0	1	1
Possession of Marijuana, Hash Oil, or Hashish (35-48-4-11)	0	0	0	0
Possession of Methamphetamines (35-48-4-6.1)	0	0	1	3
Possession of Paraphernalia (35-48-4-8.3)	0	0	0	0
Possession of a Controlled Substance (35-48-4-7)	0	0	0	2
Possession of a Syringe (16-42-19-18)	0	0	0	0
Possession/Use of Legend Drug (16-42-19-13)	0	0	0	1
Professional Gambling (35-45-5-3)	0	0	0	0
Profiting from Adoption (35-46-1-9)	0	0	0	0
Promoting Professional Gambling (35-45-5-4)	0	0	0	0
Promoting Prostitution (35-45-4-4)	0	0	0	0
Prostitution (35-45-4-2)	0	0	0	0
Public Indecency (35-45-4-1)	0	0	0	1
Public Nudity (35-45-4-1.5)	0	0	0	1
Railroad Mischief (35-42-2-5.5)	0	0	0	0
Receiving Stolen Auto Parts (35-43-4-2.5)	0	1	0	9
Receiving Stolen Property (35-43-4-2)	0	0	0	0
Residential Entry (35-43-2-1.5)	0	0	1	9
Resisting Law Enforcement (35-44-3-3)	1	5	11	44
Rioting (35-45-1-2)	0	0	0	1
Sale, Possession, Use of Legend Drug (16-42-19-27)	0	0	0	1

**NUMBER OF OFFENSES**

<b>LEVEL III (cont'd)</b>	<b>This Month</b>		<b>This Calendar Year</b>	
	<b>Female</b>	<b>Male</b>	<b>Female</b>	<b>Male</b>
Selling, Distributing, Exhibiting Obscene Material (35-49-3-1)	0	0	0	0
Stalking (35-45-10-5)	0	0	0	0
Synthetic Drug (35-48-4-11.5)	0	0	0	0
Theft (35-43-4-2)	4	7	9	87
Torture or Mutilation of Animal (35-46-3-12)	0	0	0	0
Trafficking with an Inmate (35-44-3-9)	0	0	0	0
Unauthorized Possession of Prescription Form (35-48-4-14)	0	0	0	0
Unlawful Entry of Motor Vehicle (35-43-4-2.7)	0	0	0	0
Voyeurism (35-45-4-5)	0	0	0	0
Welfare Fraud (35-43-5-7)	0	0	0	0
<b>Sub-Total</b>	<b>10</b>	<b>31</b>	<b>71</b>	<b>370</b>

**LEVEL IV**

Absence From Home Detention (35-38-2.5-10)	0	0	0	1
Accident/Failure to Stop (9-26-1-8)	0	0	1	3
Alcohol Violation (31-37-2-6)	0	0	0	1
Animal Cruelty (35-46-3-12)	0	0	0	0
Assisting a Criminal (35-44-3-2)	0	0	0	0
Beats Vertebrate Animal (35-46-3-12)	0	0	0	2
Check Deception (35-43-5-5)	0	0	0	0
Common Nuisance (35-48-4-13)	0	1	2	3
Computer Trespassing (35-43-2-3)	0	0	0	0
Counterfeiting Auto Registration (9-18-2-42)	0	0	0	0
Counterfeiting a Driver's License (9-24-18-7)	0	0	0	0
Curfew Violation (31-37-2-5)	0	0	0	3
Deception (35-43-5-3)	0	0	0	0
Deer Outside Hours (14-22-6-1)	0	0	0	0
Deer w/ Illegal Device (14-22-6-1)	0	0	0	0
Disorderly Conduct (35-45-1-3)	1	0	5	18
Dissemination of Material Harmful to Minor (35-49-3-3)	0	0	0	0
Driving While Intoxicated (9-11-2-3)	0	0	0	2
Driving with Suspended License (9-24-19-2)	0	0	0	0
Exploitation of Dependent/Endangered Adult (35-46-1-12)	0	0	0	0
Failure to Appear (35-44-3-6)	0	0	0	0
Failure to Disclose Recruitment (35-46-4-4)	0	0	0	0
Failure to Respond to Summons (35-44-3-6.5)	0	0	0	0
False Auto Registration (9-18-2-44)	0	0	0	0
False Identity Statement (35-44-2-6)	0	0	1	0
False Informing (35-44-2-2)	0	2	2	7
Flag Desecration (35-45-1-4)	0	0	0	0
Glue Sniffing (35-46-6-2)	0	0	0	0
Habitual Disobedience of Parent, Guardian, or Custodian (Incorrigible) (31-37-2-4)	0	0	0	2
Harassment (35-45-2-2)	0	0	0	1
Home Improvement Fraud (35-43-6-12)	0	0	0	0
Illegal Consumption of Alcohol (7.1-5-7-7)	0	0	1	8
Illegal Possession of Alcohol (7.1-5-7-7)	0	0	0	1
Impairment of ID Number (35-43-7-4)	0	0	0	0
Interference with Custody (35-42-3-4)	0	0	0	0
Interfering with Law Enforcement Animal (35-46-3-11)	0	0	0	0
Invasion of Privacy (35-46-1-15.1)	0	0	0	0
Leaving Home w/o Permission of Parent, Guardian or Custodian (Runaway) (31-37-2-2)	0	1	0	11
Maintaining a Common Nuisance (35-48-4-13)	0	0	0	0
Nitrous Oxide Distribution (35-46-6-3)	0	0	0	0
Obscene Performance (35-49-3-1)	0	0	0	0
Obstructing Medical Emergency (35-44-3-8.5)	0	0	0	0
Obstructing Traffic (35-42-2-4)	0	0	0	0
Official Misconduct (35-44.1-1-1)	0	0	0	0
Operating Vehicle While Intoxicated (9-30-5-2)	0	0	1	1

LEVEL IV (cont'd)	NUMBER OF OFFENSES			
	This Month		This Calendar Year	
	Female	Male	Female	Male
Operating Vehicle While Intoxicated/Cntrl'd Sub (9-30-5-1)	0	0	0	0
Operating Vehicle w/o License (9-24-18-1)	0	0	1	11
Operating Vehicle w/o Proof of Financial (9-25-8-2)	0	0	0	0
Operating Vehicle w/o Registration/Plates (9-18-2-43)	1	0	3	0
Possession of Device/Interfere Test (35-43-5-18)	0	0	0	1
Possession of Marijuana, Hash Oil, or Hashish (35-48-4-11)	1	2	5	40
Possession of Paraphernalia (35-48-4-8.3)	0	0	2	15
Possession of Substance Represented to be a Controlled Substance (35-48-4-4.6)	0	0	0	0
Possession, Purchase, Accepting Tobacco (35-46-1-10.5)	0	0	0	0
Probation Violation	0	20	0	261
Public Intoxication (7.1-5-1-3)	0	0	1	1
Receiving Unidentified Property (35-43-7-5)	0	0	0	0
Reckless Driving (9-21-8-52)	0	0	0	5
Refusal to Aid Officer (35-44-3-7)	0	0	0	0
Refusal to Identify Self (34-28-5-3.5)	0	0	0	0
Selling, Distributing, Exhibiting Obscene Material (35-49-3-1)	0	0	0	0
Synthetic Drug (35-48-4-11.5)	0	1	0	1
Taking Deer/Turkey (14-22-6-1)	0	0	0	0
Tattooing a Minor (35-42-2-7)	0	0	0	0
Torture, Kill, Mutilate an Animal (35-46-3-12)	0	0	0	0
Unauthorized Possession of Prescription (35-48-4-14)	0	0	0	0
Unlawful Entry of Motor Vehicle (35-43-4-2.7)	0	0	3	8
Unlawful Gambling (35-45-5-2)	0	0	0	0
Unlawful Use of Railroad Right of Way (8-3-15-3)	0	0	0	0
Vending Machine Vandalism (35-43-4-7)	0	0	0	0
Violation Home Detention	0	0	0	0
Violation Suspended Commitment to DOC	2	3	9	9
Violation of Compulsory School Attendance Law (Truancy) (31-37-2-3)	0	0	0	0
Voyeurism (35-45-4-5)	0	0	0	1
Welfare Fraud (35-45-5-7)	0	0	0	0
<b>Sub-Total</b>	<b>5</b>	<b>30</b>	<b>37</b>	<b>417</b>
<b>GRAND TOTAL NUMBER OF OFFENSES</b>	<b>22</b>	<b>95</b>	<b>151</b>	<b>1,087</b>

**Indiana Department of Correction**  
**Table 17**  
**Number of Juvenile Offenders by Most Serious Offense**  
**Committed to the Indiana Department of Correction**

**November 2018**

MOST SERIOUS OFFENSE (Citation Code)	NUMBER OF JUVENILES			
	This Month		This Calendar Year	
LEVEL I	Female	Male	Female	Male
Aggravated Battery (35-42-2-1.5)	0	0	0	1
Arson (35-43-1-1)	0	0	0	3
Battery (35-42-2-1)	1	1	11	21
Battery by Bodily Waste (35-42-2-6)	0	0	1	1
Burglary (35-43-2-1)	0	2	0	29
Carjacking (35-42-5-2)	0	0	0	0
Carrying Handgun w/o License (35-47-2-1)	0	1	0	4
Changing, Altering, Removing, Obliterating ID of Handgun (35-47-2-18)	0	0	0	1
Child Exploitation (35-42-4-4)	0	0	0	1
Child Molesting (35-42-4-3)	0	1	0	8
Child Seduction (35-42-4-7)	0	0	0	0
Child Selling (35-46-1-4)	0	0	0	0
Child Solicitation (35-42-4-6)	0	0	0	0
Child in Possession of Handgun (35-47-10-5)	0	0	0	4
Consumer Product Tampering (35-45-8-3)	0	0	0	0
Criminal Confinement (35-42-3-3)	0	0	0	2
Criminal Deviate Conduct (35-42-4-2)	0	0	0	0
Criminal Gang Intimidation (35-45-9-4)	0	0	0	0
Criminal Gang Recruitment	0	0	0	0
Criminal Recklessness (35-42-2-2)	0	2	1	11
Dangerous Possession of a Firearm (35-47-10-5)	0	3	1	33
Dealing in a Sawed-Off Shotgun (35-47-5-4.1)	0	0	0	0
Distribution of a Destructive Device (IC 35-47.5-5-5)	0	0	0	0
Domestic Battery (35-42-2-1.3)	1	0	3	6
Driving While Intoxicated Resulting in Death (9-30-5-5)	0	0	0	0
False Application for Handgun (35-47-2-8)	0	0	0	0
False, Altering Handgun License (35-47-2-22)	0	0	0	0
Feticide (35-42-1-6)	0	0	0	0
Handgun, False ID (35-47-2-17)	0	0	0	0
Incest (35-46-1-3)	0	0	0	0
Interference with Custody (35-42-3-4)	0	0	0	0
Intimidation (35-45-2-1)	0	0	0	0
Involuntary Manslaughter (35-42-1-4)	0	0	0	1
Kidnapping (35-42-3-2)	0	0	0	0
Murder (35-42-1-1)	0	1	0	3
Neglect of a Dependent (35-46-1-4)	0	0	0	0
Operation of a Machine Gun/Hurling a Bomb (35-47-5-9)	0	0	0	0
Overpass Mischief (35-42-2-5)	0	0	0	0
Pointing a Firearm (35-47-4-3)	0	0	0	2
Possession of Firearm on School Property (35-47-9-2)	0	0	0	4
Possession of a Machine Gun or Bomb (35-47-5-9)	0	0	0	0
Rape (35-42-4-1)	0	0	0	4
Reckless Homicide (35-42-1-5)	0	0	0	1
Resisting Law Enforcement (35-44-3-3)	0	1	0	2
Robbery (35-42-5-1)	2	3	5	33
Sell, Manufacture, Possess, Purchase Explosive (35-47-5-1)	0	0	0	0
Sell, Transfer, HIV Blood (35-42-1-7)	0	0	0	0
Selling, Transferring, Giving Handgun to Under 18 (35-47-2-7)	0	0	0	0
Sexual Battery (35-42-4-8)	0	1	0	5
Sexual Misconduct (35-44-1-5)	0	0	0	0
Sexual Misconduct with a Minor (35-42-4-9)	0	0	0	1

**NUMBER OF JUVENILES**

<b>LEVEL I (cont'd)</b>	<b>This Month</b>		<b>This Calendar Year</b>	
	<b>Female</b>	<b>Male</b>	<b>Female</b>	<b>Male</b>
Stalking (35-45-10-5)	0	0	0	0
Strangulation (35-42-2-9)	0	0	0	1
Unlawful Delivery of Confiscated Firearm (35-47-3-4)	0	0	0	0
Unlawful Use of Body Armor (35-47-5-13)	0	0	0	0
Unlawful Use of Stun Gun (35-47-8-5)	0	0	0	0
Vicarious Sexual Gratification (35-42-4-5)	0	0	0	0
Voluntary Manslaughter (35-42-1-3)	0	0	0	2
	<b>4</b>	<b>16</b>	<b>22</b>	<b>184</b>

**LEVEL II**

Assisting a Criminal (35-44-3-2)	0	0	0	1
Chinese Throwing Star (35-47-5-12)	0	0	0	0
Criminal Gang Activity (35-45-9-3)	0	0	0	0
Criminal Recklessness (35-42-2-2)	0	0	0	0
Dealing Anabolic Steroid (16-42-19-27)	0	0	0	0
Dealing Methamphetamine (35-48-4-1.1)	0	0	0	1
Dealing in Cocaine or Narcotic Drug (35-48-4-1)	0	0	0	0
Dealing in Marijuana, Hash Oil, or Hashish (35-48-4-10)	0	0	0	1
Dealing in a Schedule I, II, or III Controlled Substance (35-48-4-2)	0	0	0	2
Dealing in a Schedule IV Controlled Substance (35-48-4-3)	0	0	0	0
Dealing in a Schedule V Controlled Substance (35-48-4-4)	0	0	0	0
Dealing in a Substance Represented to be a Controlled Substance (35-48-4-4.5)	0	0	0	0
Delivery of Weapon to Intoxicated Person (35-47-4-1)	0	0	0	0
Disarming Law Enforcement Officer (35-44.1-3-2)	0	0	0	0
Escape/Failure to Return to Lawful Detention (35-44-3-5)	0	2	9	11
Inmate w/ Deadly Weapon (35-44.1-3-7)	0	0	0	0
Interference with Custody (35-42-3-4)	0	0	0	0
Intimidation (35-45-2-1)	0	2	6	18
Knife with Automatic Blade (35-47-5-2)	0	0	0	0
Loan Sharking (35-45-7-2)	0	0	0	0
Maintaining a Common Nuisance (35-48-4-13)	0	0	0	0
Making loan secured by mortgage, deposit or pledge of handgun (35-47-4-2)	0	0	0	1
Manufacture, Distribution, Possession of a Substance Represented to be a Controlled Substance	0	0	0	0
Neglect of a Dependent (35-46-1-4)	0	0	0	0
Poss precursors w/intent to manufacture etc. (35-48-4-14.5)	0	0	0	0
Possession of a Controlled Substance (35-48-4-7)	0	1	0	1
Possession of a Knife on School Property (35-47-5-2.5)	0	0	0	0
Promoting Prostitution (35-45-4-4)	0	0	0	0
Purchase, Possession or Sale of Stun Gun (35-47-8-5)	0	0	0	0
Resisting Law Enforcement (35-44-3-3)	0	0	0	7
Rioting with a Deadly Weapon (35-45-1-2)	0	0	0	0
Sale, Possession, Use of Legend Drug (16-42-19-27)	0	0	0	0
Sexual Misconduct with a Minor (35-42-4-9)	0	0	0	0
Stalking (35-45-10-5)	0	0	0	0
Trafficking with an Inmate (35-44-3-9)	0	0	0	0
Use of Stun Gun in Commission of a Crime (35-47-8-5)	0	0	0	0
<b>Sub-Total</b>	<b>0</b>	<b>5</b>	<b>15</b>	<b>43</b>

**LEVEL III**

Accident /Failure to Stop (9-26-1-8)	0	0	0	0
Accident, Property Damage with Injury (9-26-1-8)	0	0	0	0
Altering or Damaging Computer (35-43-1-4)	0	0	0	0
Auto Theft, Receiving Stolen Parts (35-43-4-2.5)	0	1	3	10
Battery (35-42-2-1)	0	4	10	20
Beastiality	0	0	0	0
Bribery (35-44-1-1)	0	0	0	0
Burglary (35-43-2-1)	0	0	0	0
Check Deception (35-43-5-5)	0	0	0	1

**NUMBER OF JUVENILES**

<b>LEVEL III (cont'd)</b>	<b>This Month</b>		<b>This Calendar Year</b>	
	<b>Female</b>	<b>Male</b>	<b>Female</b>	<b>Male</b>
Check Fraud (35-43-5-12)	0	0	0	0
Child Exploitation (35-42-4-4)	0	0	0	0
Controlled Substance Registration (35-48-4-14)	0	0	0	0
Conversion (35-43-4-3)	0	0	1	2
Criminal Mischief (35-43-1-2)	0	0	0	15
Criminal Recklessness (35-42-2-2)	0	0	1	0
Criminal Trespass (35-43-2-2)	0	0	1	4
Dealing in Altered Property (35-43-4-2.3)	0	0	0	0
Dealing in Marijuana, Hash Oil, or Hashish (35-48-4-10)	0	0	0	0
Dealing in Paraphernalia (35-48-4-8.5)	0	0	0	0
Distribution of Material Harmful to Minor (35-49-3-3)	0	0	0	0
Escape/Failure to Return to Lawful Detention (35-44-3-5)	0	0	7	8
Failure to Appear (35-44-3-6)	0	0	0	0
False Reporting (35-44-2-2)	0	0	0	1
Forgery (35-43-5-2)	0	0	0	0
Fraud (35-43-5-4)	1	0	1	1
Fraud on Financial Institution (35-45-5-8)	0	0	0	0
Home Improvement Fraud (35-43-6-13)	0	0	0	0
Identity Deception (35-43-5-3.5)	0	0	0	1
Interference with Custody (35-42-3-4)	0	0	0	0
Interference with Reporting Crime (35-42-2-5)	0	0	0	0
Invasion of Privacy (35-46-1-15.1)	0	0	0	0
Kill Domestic Animal	0	0	0	0
Manufacture of Paraphernalia (35-48-4-8.1)	0	0	0	0
Nonsupport of Child (35-46-1-5)	0	0	0	0
Nonsupport of Spouse (35-46-1-6)	0	0	0	0
Obscene Performance (35-49-3-1)	0	0	0	0
Obstructing Fireman (35-44-3-8)	0	0	0	0
Obstructing Traffic (35-42-2-4)	0	0	0	0
Obstruction of Justice (35-44-3-4)	0	0	0	0
Operating Vehicle After Lifetime Forfeiture (9-30-10-17)	0	0	0	0
Operating Vehicle While Intoxicated (9-30-5-4)	0	0	0	0
Operating Vehicle While Intoxicated with Prior (9-30-5-3)	0	0	0	0
Patronizing a Prostitute (35-45-4-3)	0	0	0	0
Perjury (35-44-2-1)	0	0	0	0
Possession of Cocaine or Narcotic Drug (35-48-4-6)	0	0	0	1
Possession of Marijuana, Hash Oil, or Hashish (35-48-4-11)	0	0	0	0
Possession of Methamphetamines (35-48-4-6.1)	0	0	1	2
Possession of Paraphernalia (35-48-4-8.3)	0	0	0	0
Possession of a Controlled Substance (35-48-4-7)	0	0	0	2
Possession of a Syringe (16-42-19-18)	0	0	0	0
Possession/Use of Legend Drug (16-42-19-13)	0	0	0	0
Professional Gambling (35-45-5-3)	0	0	0	0
Profiting from Adoption (35-46-1-9)	0	0	0	0
Promoting Professional Gambling (35-45-5-4)	0	0	0	0
Promoting Prostitution (35-45-4-4)	0	0	0	0
Prostitution (35-45-4-2)	0	0	0	0
Public Indecency (35-45-4-1)	0	0	0	1
Public Nudity (35-45-4-1.5)	0	0	0	0
Railroad Mischief (35-42-2-5.5)	0	0	0	0
Receiving Stolen Property (35-43-4-2)	0	0	0	0
Residential Entry (35-43-2-1.5)	0	0	0	4
Resisting Law Enforcement (35-44-3-3)	1	1	4	10
Rioting (35-45-1-2)	0	0	0	0
Sale, Possession, Use of Legend Drug (16-42-19-27)	0	0	0	1
Selling, Distributing, Exhibiting Obscene Material (35-49-3-1)	0	0	0	0
Stalking (35-45-10-5)	0	0	0	0
Synthetic Drug (35-48-4-11.5)	0	0	0	0
Theft (35-43-4-2)	1	3	5	36
Torture or Mutilation of Animal (35-46-3-12)	0	0	0	0

**LEVEL III (Cont.)****NUMBER OF JUVENILES**

	This Month		This Calendar Year	
	Female	Male	Female	Male
Trafficking with an Inmate (35-44-3-9)	0	0	0	0
Unauthorized Possession of Prescription Form (35-48-4-14)	0	0	0	0
Unlawful Entry of Motor Vehicle (35-43-4-2.7)	0	0	0	0
Voyeurism (35-45-4-5)	0	0	0	0
Welfare Fraud (35-43-5-7)	0	0	0	0
<b>Sub-Total</b>	<b>3</b>	<b>9</b>	<b>34</b>	<b>120</b>

**LEVEL IV**

Absence From Home Detention (35-38-2.5-10)	0	0	0	0
Accident/Failure to Stop (9-26-1-8)	0	0	0	0
Assisting a Criminal (35-44-3-2)	0	0	0	0
Beats Vertebrate Animal (35-46-3-12)	0	0	0	0
Check Deception (35-43-5-5)	0	0	0	0
Common Nuisance (35-48-4-13)	0	1	0	2
Computer Trespassing (35-43-2-3)	0	0	0	0
Counterfeiting Auto Registration (9-18-2-42)	0	0	0	0
Counterfeiting a Driver's License (9-24-18-7)	0	0	0	0
Curfew Violation (31-37-2-5)	0	0	0	0
Deception (35-43-5-3)	0	0	0	0
Disorderly Conduct (35-45-1-3)	0	0	2	6
Dissemination of Material Harmful to Minor (35-49-3-3)	0	0	0	0
Driving with Suspended License (9-24-19-2)	0	0	0	0
Exploitation of Dependent/Endangered Adult (35-46-1-12)	0	0	0	0
Failure to Appear (35-44-3-6)	0	0	0	0
Failure to Disclose Recruitment (35-46-4-4)	0	0	0	0
Failure to Respond to Summons (35-44-3-6.5)	0	0	0	0
False Auto Registration (9-18-2-44)	0	0	0	0
False Identity Statement (35-44-2-6)	0	0	1	0
False Informing (35-44-2-2)	0	0	2	1
Flag Desecration (35-45-1-4)	0	0	0	0
Glue Sniffing (35-46-6-2)	0	0	0	0
Habitual Disobedience of Parent, Guardian, or Custodian (Incorrigible) (31-37-2-4)	0	0	0	0
Harassment (35-45-2-2)	0	0	0	0
Home Improvement Fraud (35-43-6-12)	0	0	0	0
Illegal Consumption of Alcohol (7.1-5-7-7)	0	0	0	0
Illegal Possession of Alcohol (7.1-5-7-7)	0	0	0	0
Impairment of ID Number (35-43-7-4)	0	0	0	0
Interference with Custody (35-42-3-4)	0	0	0	0
Interfering with Law Enforcement Animal (35-46-3-11)	0	0	0	0
Invasion of Privacy (35-46-1-15.1)	0	0	0	0
Leaving Home w/o Permission of Parent, Guardian or Custodian (Runaway) (31-37-2-2)	0	0	0	0
Nitrous Oxide Distribution (35-46-6-3)	0	0	0	0
Obscene Performance (35-49-3-1)	0	0	0	0
Obstructing Medical Emergency (35-44-3-8.5)	0	0	0	0
Obstructing Traffic (35-42-2-4)	0	0	0	0
Operating Vehicle While Intoxicated (9-30-5-2)	0	0	0	1
Operating Vehicle While Intoxicated/Cntrl'd Sub (9-30-5-1)	0	0	0	0
Operating Vehicle w/o License (9-24-18-1)	0	0	0	1
Operating Vehicle w/o Proof of Financial (9-25-8-2)	0	0	0	0
Operating Vehicle w/o Registration/Plates (9-18-2-43)	0	0	0	0
Possession of Marijuana, Hash Oil, or Hashish (35-48-4-11)	1	0	2	6
Possession of Paraphernalia (35-48-4-8.3)	0	0	0	0
Possession of Substance Represented to be a Controlled Substance (35-48-4-4.6)	0	0	0	0
Possession, Purchase, Accepting Tobacco (35-46-1-10.5)	0	0	0	0
Probation Violation	0	0	0	0
Public Intoxication (7.1-5-1-3)	0	0	0	0
Receiving Unidentified Property (35-43-7-5)	0	0	0	0
Reckless Driving (9-21-8-52)	0	0	0	0
Refusal to Aid Officer (35-44-3-7)	0	0	0	0
Refusal to Identify Self (34-28-5-3.5)	0	0	0	0

<b>LEVEL IV (cont'd)</b>	<b>NUMBER OF JUVENILES</b>			
	<b>This Month</b>		<b>This Calendar Year</b>	
	<b>Female</b>	<b>Male</b>	<b>Female</b>	<b>Male</b>
Selling, Distributing, Exhibiting Obscene Material (35-49-3-1)	0	0	0	0
Synthetic Drug	0	0	0	0
Torture, Kill, Mutilate an Animal (35-46-3-12)	0	0	0	0
Unauthorized Possession of Prescription (35-48-4-14)	0	0	0	0
Unlawful Entry of Motor Vehicle (35-43-4-2.7)	0	0	0	3
Unlawful Gambling (35-45-5-2)	0	0	0	0
Unlawful Use of Railroad Right of Way (8-3-15-3)	0	0	0	0
Vending Machine Vandalism (35-43-4-7)	0	0	0	0
Violation Home Detention	0	0	0	0
Violation Suspended Commitment to DOC	0	0	0	0
Violation of Compulsory School Attendance Law (Truancy) (31-37-2-3)	0	0	0	0
Voyeurism (35-45-4-5)	0	0	0	0
Welfare Fraud (35-45-5-7)	0	0	0	0
<b>Sub-Total</b>	<b>1</b>	<b>1</b>	<b>7</b>	<b>20</b>
<b>GRAND TOTAL NUMBER OF JUVENILES</b>	<b>8</b>	<b>31</b>	<b>78</b>	<b>367</b>



**Indiana Department of Correction**  
**Table 18**  
**Juvenile Female New Commitments**

<u>Month</u>	<u>2014</u>	<u>2015</u>	<u>2016</u>	<u>2017</u>	<u>2018</u>
January	10	3	6	2	3
February	9	8	10	5	8
March	7	4	11	6	4
April	15	10	9	2	7
May	11	12	4	6	8
June	8	6	11	7	2
July	14	5	4	8	12
August	10	10	4	5	4
September	5	13	7	8	8
October	8	0	5	6	5
November	5	11	6	7	8
December	<u>13</u>	<u>11</u>	<u>5</u>	<u>12</u>	
<b>TOTALS</b>	<b>115</b>	<b>93</b>	<b>82</b>	<b>74</b>	<b>69</b>

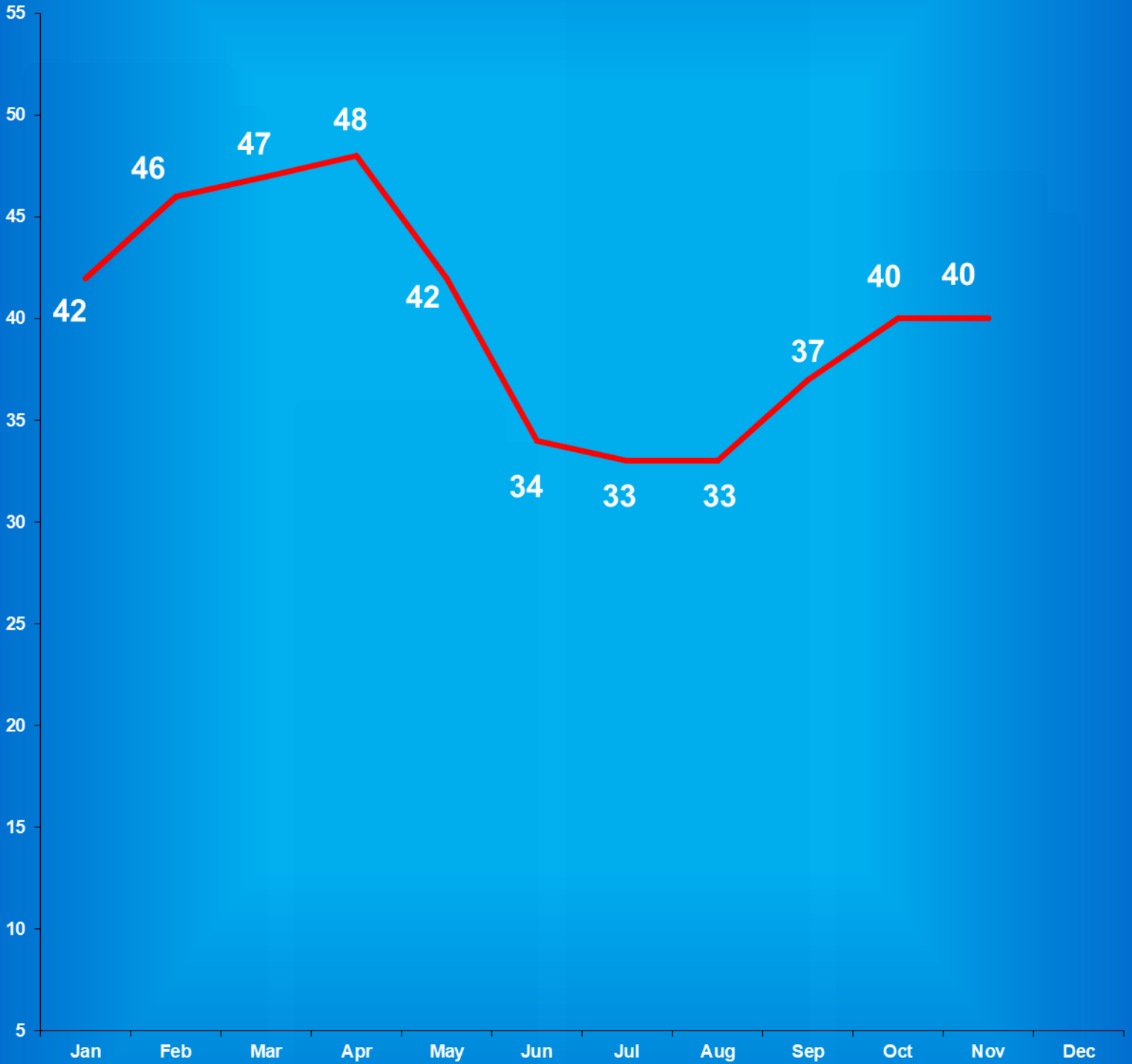
Source: SAS - mnthadm4.pgm

# Indiana Department of Correction

## Graph G

### Average Daily Juvenile Female Offender Populations

Calendar Year 2018



**Indiana Department of Correction**  
**Table 19**  
**Juvenile Male New Commitments**

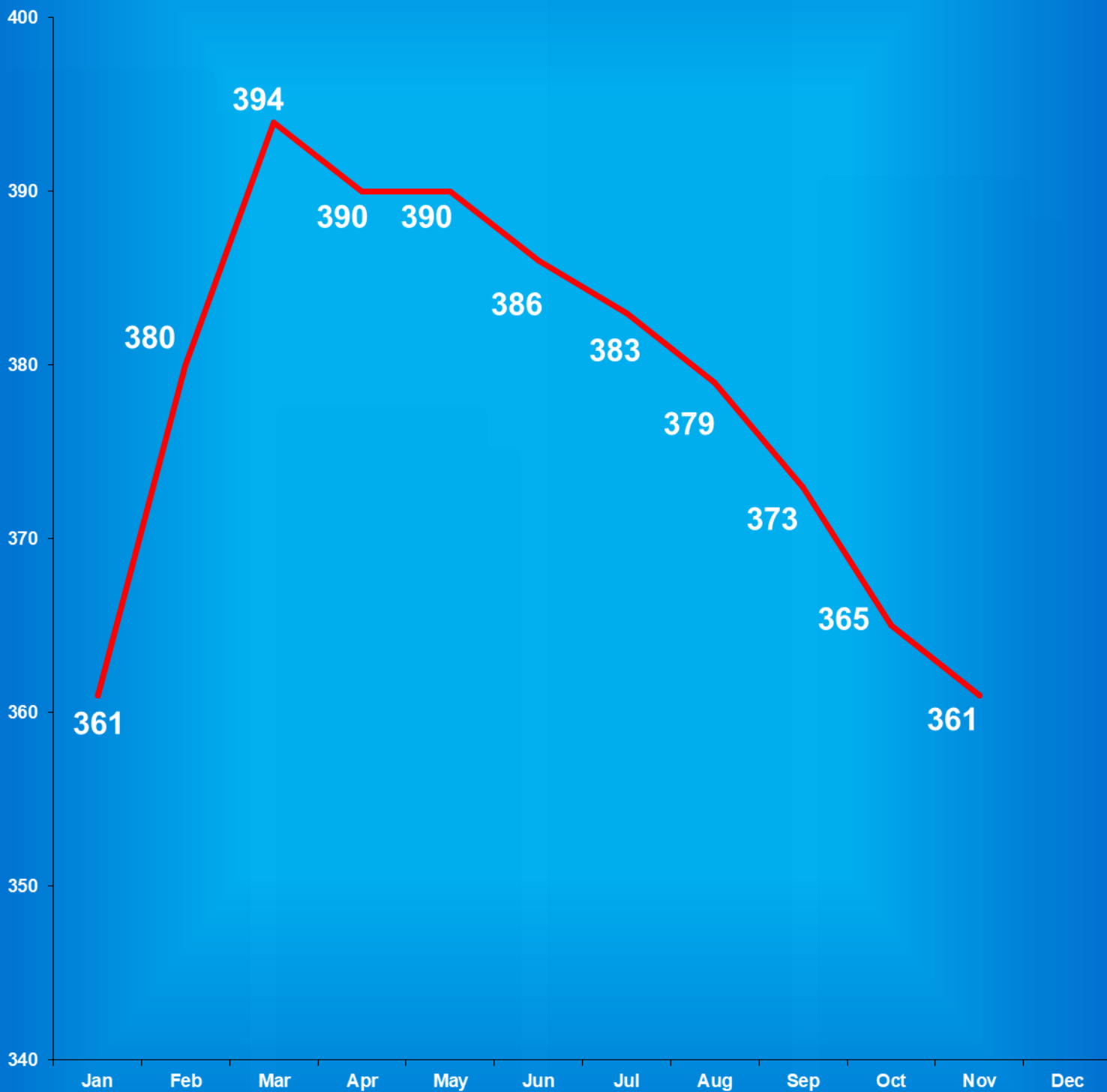
<u>Month</u>	<u>2014</u>	<u>2015</u>	<u>2016</u>	<u>2017</u>	<u>2018</u>
January	58	35	39	26	46
February	46	26	40	26	38
March	30	32	69	36	33
April	53	43	33	45	27
May	47	37	44	35	42
June	55	41	40	48	29
July	46	50	29	40	29
August	42	31	38	48	28
September	43	42	36	43	41
October	48	45	24	39	24
November	40	41	28	48	34
December	<u>40</u>	<u>40</u>	<u>30</u>	<u>34</u>	
<b>TOTALS</b>	<b>548</b>	<b>463</b>	<b>450</b>	<b>468</b>	<b>371</b>

Source: SAS - mnthadm4.pgm

# Indiana Department of Correction

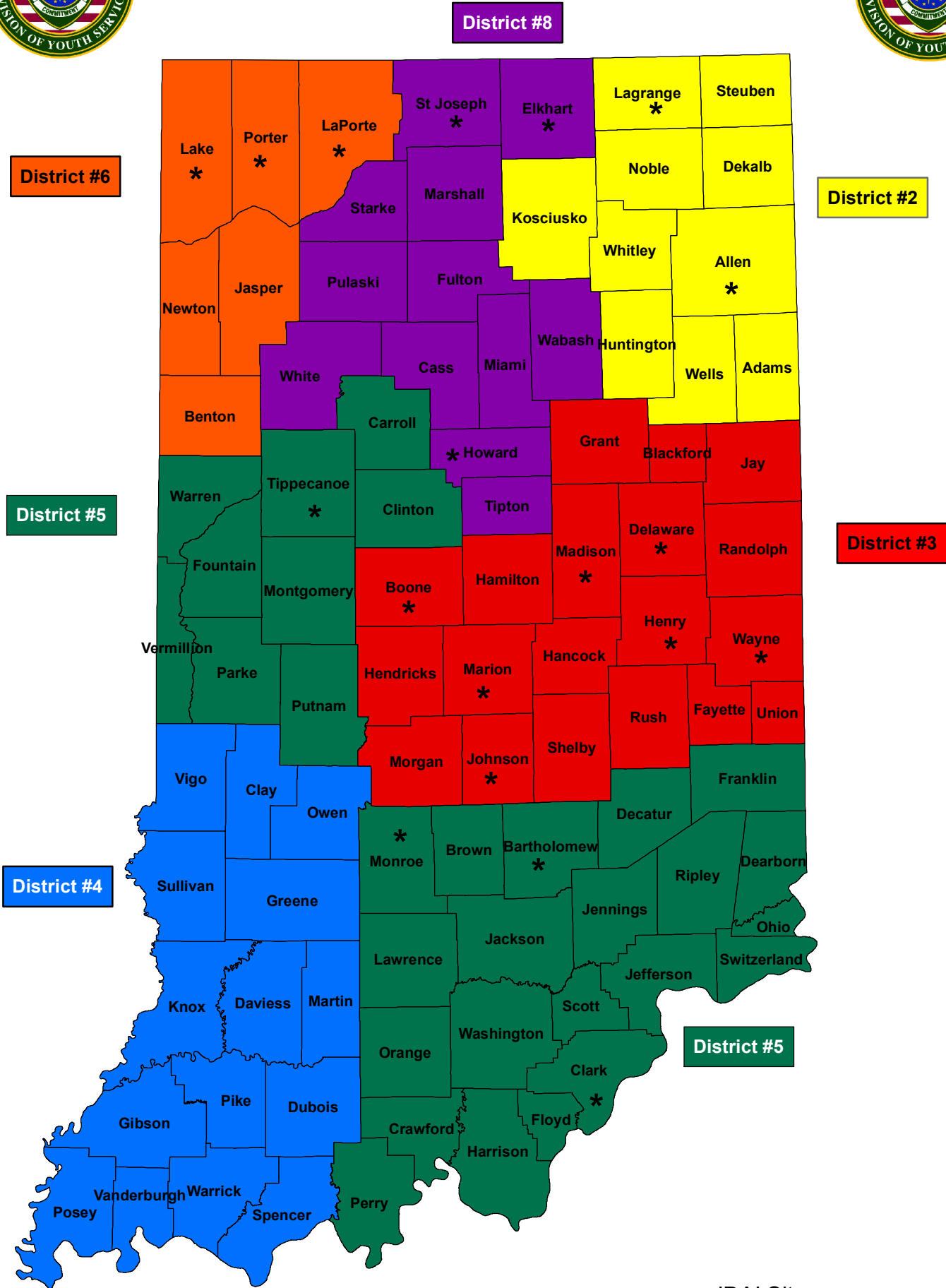
## Graph H

### Average Daily Juvenile Male Offender Populations Calendar Year 2018





# Juvenile Reintegration Districts



\*JDAI Site

**Indiana Department of Correction**  
**Table 20**  
**Juvenile Parole Caseload on December 01, 2018**

<u>Juvenile Reintegration Districts</u>	<b>Indiana Parolees</b>		<b>Other Jurisdiction</b>		<u>Total</u>
	<u>Juvenile Male</u>	<u>Juvenile Female</u>	<u>Juvenile Male</u>	<u>Juvenile Female</u>	
<i>Interstate Compact (RD0)*</i>	0	0	7	0	7
	<u>District Supervision Breakdown as follows:</u>				
Juv Reintegration District 2	13	0	2	0	15
Juv Reintegration District 3	8	3	0	0	11
Juv Reintegration District 4	3	0	1	0	4
Juv Reintegration District 5	3	0	1	0	4
Juv Reintegration District 6	3	1	3	0	7
Juv Reintegration District 8	7	1	0	0	8
<b>Total</b>	<b>37</b>	<b>5</b>	<b>7</b>	<b>0</b>	<b>49</b>

**Total Juvenile Parole Population on the First Day of Each Month**

<u>Calendar Year 2018</u>	<b>Indiana Parolees</b>		<b>Other Jurisdiction</b>		<u>Total</u>
	<u>Juvenile Male</u>	<u>Juvenile Female</u>	<u>Juvenile Male</u>	<u>Juvenile Female</u>	
January	52	8	8	0	68
February	45	6	6	0	57
March	43	7	6	0	56
April	38	7	5	0	50
May	43	6	2	0	51
June	37	3	3	0	43
July	39	6	6	0	51
August	38	8	8	0	54
September	36	8	7	1	52
October	39	4	8	1	52
November	44	6	8	1	59
December	37	5	7	0	49

\* Includes Indiana parolees who are serving their parole in another state, as well as offenders from other States being supervised in Indiana (Interstate Compact)

Sources:  
Parole Division  
SAS - juvparl2.pgm

**Indiana Department of Correction  
Indiana Government Center South, Room E334  
302 W. Washington Street  
Indianapolis, IN 46204**

**Prepared by:  
Joshua Ross, Research Analyst  
(317) 233-3432  
[josross@idoc.IN.gov](mailto:josross@idoc.IN.gov)**

**This report and previous reports may be found at:**

**<http://www.in.gov/idoc/2376.htm>**



# CHANGING LIVES

The graphic features the words "CHANGING" and "LIVES" in a large, bold, blue sans-serif font. The letter "I" in "CHANGING" is replaced by a solid blue silhouette of the state of Indiana. Below the word "CHANGING" is the official seal of the Indiana Department of Correction. The seal is circular with a gold border and contains the text "INDIANA DEPARTMENT OF CORRECTION" around the perimeter. Inside the seal, there is a central emblem with a scale of justice and a banner that reads "EMPLOYEES EFFICIENCY EFFECTIVENESS".

The Indiana Department of Correction advances public safety and successful re-entry through dynamic supervision, programming, and partnerships.