


Indiana Department of Correction

Division of Research & Technology



Offender Population Statistical Report

- July 2018 -

Rob Carter, Commissioner

**Indiana Department of Correction
Indiana Government Center South, Room E334
302 W. Washington Street
Indianapolis, IN 46204**

**Prepared by:
Joshua Ross, Research Analyst
(317) 233-3432
josross@idoc.in.gov**

This report and previous reports may be found at:

<http://www.in.gov/idoc/2376.htm>



Definitions

For the purpose of this report, the following definitions apply:

Admission – The means by which an offender enters the custody or jurisdiction of the Indiana Department of Correction. For this report, with the exception of the return of an escapee, this does not include a return from a temporary absence.

Average Daily Population – The sum of the daily beginning counts for a month, divided by that month's number of daily beginning counts.

Beginning Count – The number of offenders physically present at the beginning of the day (ie, 0000:01 hours).

Class A Felony – An offense whereby a person convicted of this felony shall be imprisoned for a fixed term of thirty years, with not more than twenty years added for aggravating circumstances, or not more than ten years subtracted for mitigating circumstances.

Class B Felony – An offense whereby a person convicted of this felony shall be imprisoned for a fixed term of ten years, with not more than ten years added for aggravating circumstances, or not more than four years subtracted for mitigating circumstances.

Class C Felony – An offense whereby a person convicted of this felony shall be imprisoned for a fixed term of four years, with not more than four years added for aggravating circumstances, or not more than two years subtracted for mitigating circumstances.

Class D Felony – An offense whereby a person convicted of this felony shall be imprisoned for a fixed term of one and one-half years, with not more than one and one-half years added for aggravating circumstances, or not more than one year subtracted for mitigating circumstances.

Class 1 Felony – An offense whereby a person convicted of this felony shall be imprisoned with a sentence range of 20-40 years, with not more than twenty years added as a habitual offender enhancement.

Class 2 Felony – An offense whereby a person convicted of this felony shall be imprisoned with a sentence range of 10-30 years, with not more than twenty years added as a habitual offender enhancement.

Class 3 Felony – An offense whereby a person convicted of this felony shall be imprisoned with a sentence range of 3-16 years, with not more than twenty years added as a habitual offender enhancement.

Class 4 Felony – An offense whereby a person convicted of this felony shall be imprisoned with a sentence range of 2-12 years, with not more than twenty years added as a habitual offender enhancement.

Class 5 Felony – An offense whereby a person convicted of this felony shall be imprisoned with a sentence range of 1-6 years, with not more than six years added as a habitual offender enhancement.

Class 6 Felony – An offense whereby a person convicted of this felony shall be imprisoned with a sentence range of 0.5-2.5 years, with not more than six years added as a habitual offender enhancement.

Contracted Beds - Those offenders who have been committed to the Indiana Department of Correction, but are housed in a local work release facility under contract of a 3rd party provider.

County Jail "Back-ups" (Jail Bed Count) – Those offenders who have been committed to the Indiana Department of Correction, but are housed in a county jail until they can be transferred to a Department of Correction intake facility. The county receives \$35.00 per day, per offender, to house these offenders.

Ending Count – The number of offenders physically present at the end of the day (ie, 2400:00 hours).

Felon – A person convicted in any jurisdiction who might have been imprisoned for more than one year.

Murder - An offense whereby a person convicted of this felony shall be imprisoned for a fixed term of fifty-five years, with not more than ten years added for aggravating circumstances, or not more than ten years subtracted for mitigating circumstances.

Definitions Continued

Operational Capacity – The total bed capacity of the facility. The capacity of a facility is the number of beds authorized for safe and efficient operation of the facility.

Pre-Dispositional – An individual ordered by the Court to the Indiana Department of Correction for evaluation prior to sentencing.

Release – The means by which an offender leaves the custody or jurisdiction of the Indiana Department of Correction. For this report, with the exception of an escape, this does not include a temporary absence.

Safekeeper – An individual whom the Court has determined to be in imminent danger of serious bodily injury or death, or who represents a substantial threat to the safety of others, and whom the Court has ordered to the Indiana Department of Correction for custody and security control.

Maximum Level Facilities – Maximum security facilities have very restrictive security measures and housing is celled space.

Medium Level Facilities – Medium security facilities have moderate degree of security measures and housing consists of dormitories and celled space.

Minimum Level Facilities – Minimum Security Facilities have the least restrictive security measures and housing is dormitory style. Also included as minimum security are work release program offenders who leave the facility for outside employment but return nightly.

Intake Facilities – Intake facilities are designated to receive newly committed adult offenders. During the intake process each offender is evaluated through interviews, reports and diagnostic tests. This evaluation forms the basis of the offenders' facility and program assignment.

Secure Housing Units – Denotes maximum control with the most restrictive security measures in place.

Vacancy – The number of beds available for assignment.

Juvenile Diagnostic/Walkthrough – A Juvenile court can order a youth to the Department of Correction to be temporarily committed for not more than 14 days (excluding Saturdays, Sundays and Legal holidays) for the purpose of an evaluation. The youth must be adjudicated delinquent and the order has to be prior to disposition. The department will send a report to the court of the written findings.

Indiana Department of Correction Population Summary

- There were 23,986 adult male offenders (including 221 county jail “back-ups” and 88 in contracted beds) on August 01, 2018. This population is 3% below operational bed capacity for general population.
- There were 2,511 adult female offenders (including 48 county jail “back-ups” and 21 in contracted beds) on August 01, 2018. This population is 6% below the operational bed capacity.
- There were 377 juvenile male offenders in the Department’s facilities on August 01, 2018. This population is 47% below the operational bed capacity.
- There were 35 juvenile female offenders in the Department’s facilities on August 01, 2018. This population is 41% below the operational bed capacity.
- There were 6,093 adult males on parole in Indiana (5,587 Indiana parolees and 506 other jurisdiction parolees) on August 01, 2018.
- There were 640 adult females on parole in Indiana (585 Indiana parolees and 55 other jurisdiction parolees) on August 01, 2018.
- There were 820 adults admitted to IDOC (715 male and 105 female) and 1,018 adults released from IDOC (885 male and 133 female) in July 2018.
- There were 50 juveniles admitted to IDOC (37 male and 13 female) and 49 juveniles released from IDOC (42 male and 7 female) in July 2018.

**Indiana Department of Correction
Human Resource Report**

July 31, 2018

ADULT FACILITIES

Facility	Total Staff*	Custody Staff	Non-Custody	Vacancies	Hires - Rehires	Retired - Terminated	Inter-Agency		Contract/Vendor		
							In	Out	Aramark	Health	Education
Branchville Correctional Facility	252	179	73	23	9	7	0	0	10	31	7.0
Chain O'Lakes Correctional Facility	28	22	6	3	0	0	0	0	4	3	0.0
Correctional Industrial Facility	303	232	71	67	6	14	0	0	17	26	4.3
Edinburgh Correctional Facility	65	49	16	6	5	4	0	0	7	6	0.0
Indiana State Prison/Lakeside	492	385	107	77	17	11	2	1	24	41	5.0
Indiana Women's Prison	182	126	56	14	7	10	0	0	5	27	4.8
Madison Correctional Facility	181	122	59	73	1	3	0	0	9	21	5.0
Miami Correctional Facility	492	379	113	66	21	16	0	0	35	59	11.0
New Castle Correctional Facility**	470	284	186	128	0	0	0	0	30	81	19.0
Pendleton Correctional Facility	430	310	120	93	8	16	1	0	16	44	1.8
Plainfield Correctional Facility	339	250	89	55	8	8	0	0	28	44	10.0
Putnamville Correctional Facility	449	332	117	76	17	18	0	0	22	39	11.0
Reception-Diagnostic Center	209	160	49	39	8	4	0	0	0	33	0.0
Rockville Correctional Facility	224	156	68	42	4	2	1	1	12	34	8.0
South Bend Comm. Re-Entry Center	33	23	10	9	0	1	0	0	4	2	0.0
Heritage Trail DOC Staff	16	0	16	8	0	0	0	0	0	11	10.0
Heritage Trail GEO Staff**	138	96	42	17	0	0	0	0	2	11	0.0
Wabash Valley Correctional Facility	602	473	129	45	10	8	1	0	31	58	7.0
Westville Correctional Facility	633	472	161	138	20	19	0	0	43	70	13.5
Total	5,538	4,050	1,488	979	141	141	5	2	299	641	117.4

JUVENILE FACILITIES

Facility	Total Staff*	Custody Staff	Non-Custody	Vacancies	Hires - Rehires	Retired - Terminated	Inter-Agency		Contract/Vendor		
							In	Out	Aramark	Health	Education
Camp Summit	62	44	18	3	2	2	0	0	4	6	2.0
Logansport Intake/North Central	163	112	51	25	8	7	1	1	8	13	3.0
Pendleton Juvenile Correctional	228	154	74	66	1	17	0	0	6	17	4.0
Total	453	310	143	94	11	26	1	1	18	36	9.0

ADMINISTRATIVE

Central Office***	Total	534	182	352	50	4	4	1	1	0	0	1.5
-------------------	--------------	-----	-----	-----	----	---	---	---	---	---	---	-----

TOTALS

STATE EMPLOYEE TOTAL	5,917	4,162	1,755	978	156	171	7	4	0	0	0
CONTRACT EMPLOYEE TOTAL	1,730	380	1,350	145	0	0	0	0	317	677	128
GRAND TOTAL	7,647	4,542	3,105	1,123	156	171	7	4	317	677	128

* Total Active Staff does not include those on disability, suspension, or leave with pay.

** New Castle Correctional Facility and Heritage Trail are privately contracted institutions. Their hire/rehire and termination/reire data is not provided to DOC.

*** Includes Technology Services Division, PEN Products, Staff Development and Training, and the Parole Division (counted as Custody Staff)

Note: Total staff, custody staff, non-custody staff, and vacancy data are as of the end of the month.

Hires and re-hires, retirements and terminations, intra-agency transfer in and transfer out are the total number of actions for the month.

Source: DOC Human Resource



Offender Statistics



Indiana Department of Correction
Table 1
Offender Population & Vacancy Numbers, by Facility Security Level
August 1, 2018

Minimum Security - Adult MALE

	June Ending Count	General Population Vacancies	Programs & Treatment Vacancies	Segregation & Infirmery Vacancies	Down Beds	Held Beds
Chain O'Lakes	116	6	0	0	0	1
Edinburgh	320	23	0	0	0	1
Miami - MCA	192	11	0	0	0	1
New Castle - NCA	192	11	0	0	0	1
Pendleton - IRO	214	6	0	0	0	0
Westville - WCA	303	48	1	0	20	7
Wabash Valley - WVA	196	2	0	0	0	0
Total	1,533	107	1	0	20	11

Re-Entry & Work Release - Adult MALE

Bartholomew Co. Re-Entry	4	16	0	0	0	0
Chain O'Lakes Re-Entry	11	6	0	0	0	0
Duvall Center Re-Entry	29	11	0	0	0	0
Lake Co. Re-Entry	5	5	0	0	0	0
South Bend Re-Entry	151	21	0	0	0	0
VOA/Hope Hall Re-Entry	18	2	0	0	0	0
Starke Co. PI - TC	32	0	16	0	0	0
Total	250	61	16	0	0	0

Medium Security - Adult MALE

	June Ending Count	General Population Vacancies	Programs & Treatment Vacancies	Segregation & Infirmery Vacancies	Down Beds	Held Beds
Branchville	1,312	99	66	8	0	0
Correctional Industrial	1,407	53	4	3	0	8
Indiana State Prison ISO	344	38	0	0	2	1
Plainfield	1,503	23	8	12	150	0
Putnamville	2,154	29	3	1	323	0
Heritage Trail	848	17	0	0	0	3
Westville	2,440	99	116	29	235	22
New Castle	2,340	48	1	33	1	8
Total	12,348	406	198	86	711	42

Table 1 (Cont.)

Maximum Security - Adult MALE

	June Ending Count	General Population Vacancies	Programs & Treatment Vacancies	Segregation & Infirmery Vacancies	Down Beds	Held Beds
Miami	2,846	84	7	7	21	19
Indiana State Prison	1,987	23	31	10	4	12
Pendleton	1,407	19	3	3	8	9
Pendleton Treatment Unit	182	0	29	0	3	0
ISR Secure Housing Unit	63	0	0	5	1	0
Reception Diag. Center	642	28	0	0	25	0
New Castle Annex	428	5	0	31	19	3
New Castle Mental Health	115	0	11	0	0	2
WCU Secure Housing Unit	96	0	0	12	2	0
Wabash Valley	1,682	15	43	5	28	12
WVS Secure Housing Unit	186	0	0	5	25	0
Total	9,634	174	124	78	136	57

Minimum Security & Re-Entry - Adult FEMALE

	June Ending Count	General Population Vacancies	Programs & Treatment Vacancies	Segregation & Infirmery Vacancies	Down Beds	Held Beds
Madison	641	65	0	0	0	0
Jefferson Co. Re-Entry	36	30	0	0	0	0
Crane House	18	27	0	0	0	0
Lake Co. Re-Entry	0	10	0	0	0	0
VOA/Evansville/Female	3	2	0	0	0	0
Total	698	134	0	0	0	0

Medium Security - Adult FEMALE

Rockville	994	6	32	9	0	0
Total	994	6	32	9	0	0

Maximum Security - Adult FEMALE
--

Women's Prison	659	8	8	2	48	2
Rockville Intake	112	100	0	0	0	0
Total	771	108	8	2	48	2

JAIL BED COUNT

Adult Male	221	N/A	N/A	N/A	N/A	N/A
Adult Female	48	N/A	N/A	N/A	N/A	N/A
Total	269					

Table 1 (Cont.)

JUVENILE OFFENDERS

Juvenile Male

	June Ending Count	General Population Vacancies	Programs & Treatment Vacancies	Segregation & Infirmery Vacancies	Down Beds	Held Beds
Logansport Juvenile Intake/Diagnostic Facility	18	67	0	7	0	0
North Central Juvenile Correctional Facility	129	45	0	0	0	0
Pendleton Juvenile Correctional Facility	230	149	0	10	0	2
Total	377	261	0	17	0	2

Juvenile Female

LaPorte Juvenile Correctional Facility	35	24	0	3	0	0
--	----	----	---	---	---	---

TOTALS

	June Ending Count	General Population Vacancies	Programs & Treatment Vacancies	Segregation & Infirmery Vacancies	Down Beds	Held Beds
GRAND TOTAL FOR ALL ADULT MALES (Includes Jail Bed Count and Contracted Beds)	23,986	748	339	164	867	110
TOTAL FOR ADULT MALES IDOC FACILITIES ONLY	23,677	714	323	164	867	110
GRAND TOTAL FOR ALL ADULT FEMALES (Includes Jail Bed Count and Contracted Beds)	2,511	248	40	11	48	2
TOTAL FOR ADULT FEMALES IDOC FACILITIES ONLY	2,442	179	40	11	48	2
TOTAL FOR JUVENILE MALES	377	261	0	17	0	2
TOTAL FOR JUVENILE FEMALES	35	24	0	3	0	0
GRAND TOTAL FOR THE DEPARTMENT (Includes Jail Bed Count and Contracted Beds)	26,909	1,281	379	195	915	114
GRAND TOTAL FOR THE DEPARTMENT (Excludes Jail Bed Count and Contracted Beds)	26,531	1,178	363	195	915	114

Sources: Planning Division Facility Body Count Report
 Planning Division Juvenile Daily Count Report
 OIS - Jail Bed Count
 Operational Support Services - Vacancy Report

Indiana Department of Correction
Table 2
Operational Capacity Compared to Population, by Facility
August 1, 2018

Minimum Security - Adult MALE					
--------------------------------------	--	--	--	--	--

	Jun	Jul	Jul	Jul	Percent +/-
	Operational	Operational	Adjusted	Ending	Capacity
	Capacity	Capacity	Operational	Count	Capacity
			Capacity*		
Chain O'Lakes	123	123	122	116	-5%
Edinburgh	344	344	343	320	-7%
Miami - MCA	204	204	203	192	-5%
New Castle - NCA	204	204	203	192	-5%
Pendleton - IRO	220	220	220	214	-3%
Westville - WCA	379	379	351	303	-14%
Wabash Valley - WVA	198	198	198	196	-1%
Total	1,678	1,672	1,640	1,533	-7%

Re-Entry & Work Release - Adult MALE					
---	--	--	--	--	--

Bartholomew Co. Re-Entry	20	20	20	4	-80%
Chain O'Lakes Re-Entry	17	17	17	11	-35%
Duval Center Re-Entry	40	40	40	29	-28%
Lake Co. Re-Entry	10	10	10	5	-50%
South Bend Re-Entry	172	172	172	151	-12%
VOA/Hope Hall Re-Entry	20	20	20	18	-10%
Starke Co. PI - TC	48	48	32	32	<u>0%</u>
Total	307	327	311	250	-20%

Medium Security - Adult MALE					
-------------------------------------	--	--	--	--	--

Branchville	1,485	1,485	1,411	1,312	-7%
Correctional Industrial	1,475	1,475	1,460	1,407	-4%
Indiana State Prison ISO	385	385	382	344	-10%
Plainfield	1,696	1,696	1,526	1,503	-2%
Putnamville	2,510	2,510	2,183	2,154	-1%
Heritage Trail	868	868	865	848	-2%
Westville	2,941	2,941	2,539	2,440	-4%
New Castle	<u>2,431</u>	<u>2,431</u>	<u>2,388</u>	<u>2,340</u>	<u>-2%</u>
Total	13,791	13,791	12,754	12,348	-3%

Table 2 (Cont.)

Maximum Security - Adult MALE					
--------------------------------------	--	--	--	--	--

	Jun Operational Capacity	Jul Operational Capacity	Jul Adjusted Operational Capacity*	Jul Ending Count	Percent +/- Capacity
Miami	2,984	2,984	2,930	2,846	-3%
Indiana State Prison	2,067	2,067	2,000	1,987	-1%
Pendleton	1,449	1,449	1,426	1,407	-1%
Pendleton Treatment Unit	214	214	182	182	0%
ISR Secure Housing Unit	69	69	63	63	0%
Reception Diag. Center	695	695	642	642	0%
New Castle Annex	486	486	433	428	-1%
New Castle Mental Health	128	128	115	115	0%
WCU Secure Housing Unit	110	110	96	96	0%
Wabash Valley	1,785	1,785	1,697	1,682	-1%
WVS Secure Housing Unit	<u>216</u>	<u>216</u>	<u>186</u>	<u>186</u>	<u>0%</u>
Total	10,203	10,203	9,770	9,634	-1%

Minimum Security & Re-Entry - Adult FEMALE					
---	--	--	--	--	--

Madison	706	706	706	641	-9%
Jefferson Co. Re-Entry	66	66	66	36	-45%
Crane House	45	45	45	18	-60%
Lake Co. Re-Entry	10	10	10	0	-100%
VOA/Evansville/Female	<u>5</u>	<u>5</u>	<u>5</u>	<u>3</u>	<u>-40%</u>
Total	832	832	832	698	-16%

Medium Security - Adult FEMALE					
---------------------------------------	--	--	--	--	--

Rockville	<u>1,047</u>	<u>1,041</u>	<u>1,000</u>	994	-1%
Total	1,047	1,041	1,000	994	-1%

Maximum Security - Adult FEMALE					
--	--	--	--	--	--

Women's Prison	727	727	667	659	-1%
Rockville Intake	<u>216</u>	<u>212</u>	112	112	0%
Total	943	939	779	771	-1%

JAIL BED COUNT**					
-------------------------	--	--	--	--	--

Adult Male	257	221	221	221	0%
Adult Female	<u>43</u>	<u>48</u>	<u>48</u>	48	<u>0%</u>
Total	300	269	269	269	0%

JUVENILE OFFENDERS					
---------------------------	--	--	--	--	--

	Juvenile Male				
Logansport Juvenile Intake/Diagnostic Facility	92	92	18	18	0%
North Central Juvenile Correctional Facility	174	174	174	129	-26%
Pendleton Juvenile Correctional Facility	<u>391</u>	<u>391</u>	379	230	<u>-39%</u>
Total	657	657	718	377	-47%

Table 2 (Cont.)

Juvenile Female

	Jun	Jul	Jul	Jul	Percent +/-
	Operational	Operational	Adjusted	Ending	Capacity
	Capacity	Capacity	Operational	Count	Capacity
	Capacity*	Capacity*	Capacity*	Count	Capacity
LaPorte Juvenile Correctional Facility	62	62	59	35	-41%

TOTALS					
	Jun	Jul	Jul	Jul	Percent +/-
	Operational	Operational	Adjusted	Ending	Capacity
	Capacity	Capacity	Operational	Count	Capacity
	Capacity*	Capacity*	Capacity*	Count	Capacity
GRAND TOTAL FOR ALL ADULT MALES (Includes Jail Bed Count and Contracted Beds)	26,236	26,214	24,696	23,986	-3%
TOTAL FOR ADULT MALES IDOC FACILITIES ONLY	25,672	25,855	24,353	23,677	-3%
GRAND TOTAL FOR ALL ADULT FEMALES (Includes Jail Bed Count and Contracted Beds)	2,865	2,860	2,659	2,511	-6%
TOTAL FOR ADULT FEMALES IDOC FACILITIES ONLY	2,762	2,752	2,551	2,442	-4%
TOTAL FOR JUVENILE MALES	657	657	718	377	-47%
TOTAL FOR JUVENILE FEMALES	62	62	59	35	-41%
GRAND TOTAL FOR THE DEPARTMENT (Includes Jail Bed Count** and Contracted Beds)	29,820	29,793	28,132	26,909	-4%
GRAND TOTAL FOR THE DEPARTMENT (Excludes Jail Bed Count and Contracted Beds)	29,153	29,326	27,681	26,531	-4%

*Adjusted Operational Capacity includes Intake Beds and excludes Down, Held, and Segregation/Infirmary, and Program/Treatment Hold Beds.

**Jail Bed Counts - IDOC offender Jail Bed holding is demand-based, therefore Jail Bed Percent Capacity is always 0%. Jail Bed Operational Capacity is determined by each county's availability and fluctuates from month to month.

Sources: Planning Division Facility Body Count Report
 Planning Division Juvenile Daily Count Report
 OIS - Jail Bed Count
 Operational Support Services - Vacancy Report

Indiana Department of Correction
Table 3
Facility Population on the First Day of Each Month
(Excludes County Jail "Back-ups" & Contracted Beds)

<u>2017</u>	<u>Adult Male</u>	<u>Adult Female</u>	<u>Juvenile Male</u>	<u>Juvenile Female</u>	<u>Total</u>
January	22,939	2,106	364	45	25,454
February	22,847	2,132	359	39	25,377
March	22,893	2,142	352	38	25,425
April	23,034	2,150	368	37	25,589
May	22,982	2,164	385	35	25,566
June	23,001	2,207	378	36	25,622
July	23,056	2,216	402	38	25,712
August	23,101	2,224	391	36	25,752
September	23,231	2,292	385	35	25,943
October	23,379	2,305	382	36	26,102
November	23,290	2,331	357	33	26,011
December	23,583	2,315	369	38	26,305

<u>2018</u>	<u>Adult Male</u>	<u>Adult Female</u>	<u>Juvenile Male</u>	<u>Juvenile Female</u>	<u>Total</u>
January	23,290	2,345	354	40	26,029
February	23,273	2,356	372	47	26,048
March	23,364	2,395	394	45	26,198
April	23,505	2,414	395	48	26,362
May	23,506	2,443	387	43	26,379
June	23,719	2,466	394	40	26,619
July	23,794	2,447	379	29	26,649
August	23,677	2,442	377	35	26,531

Source: Research Division Juvenile Daily Count Report

Indiana Department of Correction
Table 4
Parole Caseload on August 01, 2018

<u>Parole District</u>	Indiana Parolees		Other Jurisdiction		<u>Total</u>
	<u>Adult</u>	<u>Adult</u>	<u>Adult</u>	<u>Adult</u>	
	<u>Male</u>	<u>Female</u>	<u>Male</u>	<u>Female</u>	
<i>Interstate Compact (PD0)*</i>	425	53	506	55	1,039
<u>District Supervision Breakdown as follows:</u>					
Re-Entry Parole (PD1)	333	52	36	5	426
Fort Wayne (PD2)	648	76	52	2	778
Indianapolis (PD3)	1388	124	84	6	1,602
Evansville (P4A)	391	30	44	6	471
Terre Haute (P4B)	483	38	31	4	556
Bloomington (PD5)	290	27	29	2	348
Gary (PD6)	486	32	73	7	598
New Castle (PD7)	583	86	41	4	714
South Bend (PD8)	677	58	83	11	829
Madison (PD9)	308	62	33	8	411
Total	6,012	638	506	55	7,211

Total Parole Population on the First Day of Each Month

<u>Calendar Year 2018</u>	Indiana Parolees		Other Jurisdiction		<u>Total</u>
	<u>Adult</u>	<u>Adult</u>	<u>Adult</u>	<u>Adult</u>	
	<u>Male</u>	<u>Female</u>	<u>Male</u>	<u>Female</u>	
January	6,398	686	482	62	7,628
February	6,398	686	513	58	7,655
March	6,327	687	514	55	7,583
April	6,288	678	490	52	7,508
May	6,225	654	494	58	7,431
June	6,122	652	510	56	7,340
July	6,046	654	497	53	7,250
August	6,012	638	506	55	7,211

* Includes Indiana parolees who are serving their parole in another state, as well as offenders from other States being supervised in Indiana (Interstate Compact)

Sources: Juvenile Services
Parole Division



Adult Offender Statistics



Indiana Department of Correction
Table 5
Monthly Admissions and Releases- Adult Offenders
(Includes County Jail "Back-ups" & Contracted Beds)
July 2018

Admissions	Male	Female	Total
New Commitments	334	45	379
Parole Violators - New Commits	31	3	34
Parole Violators - Technical	150	13	163
Unsentenced (Safekeepers)	5	0	5
Return from Esc - Sec/NonSec Facility	0	0	0
Return from Escape - Non-Secure Facility	2	0	2
Return from Escape - CTP Absconds	0	0	0
Court Supervision Violators - New Commits	85	21	106
Court Supervision Violators - Technical	96	21	117
Return from CTP - New Commits	5	0	5
Return from CTP - Technical	7	2	9
Unknown (Missing Data)	0	0	0
Total Admissions	715	105	820

Releases	Male	Female	Total
Parole	446	52	498
Probation	222	44	266
Escape Secure Facility	0	0	0
Walk-Away - Non-Secure Facility	1	1	2
Discharged	91	13	104
Unsentenced Discharged	1	0	1
Other (i.e. Death)	14	0	14
Community Transition Program (CTP)	107	22	129
CTP Absconds	3	1	4
Unknown (Missing Data)	0	0	0
Total Releases	885	133	1018

Of the 334 new commitments of male felons, 185 (55.4%) had a prior commitment.

Of the 45 new commitments of female felons, 11 (24.4%) had a prior commitment.

Effective July 1, 1998, misdemeanants are to be committed to DOC only under special circumstances (IC 11-12-6)

Sources: SAS-prsadm8.pgm, SAS - prisrel8.pgm

**Indiana Department of Correction
Table 6
New Admissions by County of Commitment - Adult Offenders**

July 2018

County	Felony Level												Total	County	Felony Level												Total
	Murder	FA	FB	FC	FD	F1	F2	F3	F4	F5	F6	Other*			Murder	FA	FB	FC	FD	F1	F2	F3	F4	F5	F6	Other*	
Adams	0	0	0	0	0	0	0	0	0	0	0	0	0	Madison	0	0	6	1	0	1	2	2	5	6	10	0	33
Allen	0	0	3	3	5	1	2	3	5	14	2	0	38	Marion	2	1	11	8	2	2	16	28	19	61	5	0	155
Bartholomew	0	0	0	0	0	0	0	0	0	1	1	0	2	Marshall	0	0	1	0	0	0	0	2	1	0	0	4	
Benton	0	0	0	0	0	0	0	0	0	0	0	0	0	Martin	0	0	0	0	0	0	0	0	1	0	0	1	
Blackford	0	0	0	0	0	0	0	0	0	3	0	0	3	Miami	0	0	0	0	0	0	0	0	0	0	0	0	0
Boone	0	0	1	0	0	0	0	0	1	0	0	0	2	Monroe	0	0	0	0	2	0	1	2	1	2	1	0	9
Brown	0	0	0	0	0	1	0	0	0	0	0	0	1	Montgomery	0	0	0	0	1	0	0	0	1	2	3	0	7
Carroll	0	1	0	0	0	0	0	0	0	1	0	0	2	Morgan	0	0	0	1	0	1	0	0	0	2	1	0	5
Cass	0	0	0	0	0	1	0	2	2	2	0	7	Newton	0	0	0	0	0	0	0	1	2	0	0	0	3	
Clark	0	0	0	0	0	1	1	2	1	0	0	5	Noble	0	0	0	2	0	0	0	1	2	0	0	0	5	
Clay	0	0	0	0	1	0	0	0	3	2	0	6	Ohio	0	0	0	0	0	0	0	0	0	0	0	0	0	
Clinton	0	0	2	0	0	0	0	1	2	2	0	7	Orange	0	0	0	0	0	0	0	1	0	0	0	0	1	
Crawford	0	0	0	0	0	0	0	0	0	0	0	0	0	Owen	0	0	0	0	0	0	0	0	0	0	0	0	0
Daviess	0	0	0	0	0	0	0	0	0	0	0	0	0	Parke	0	0	0	0	1	0	0	0	0	1	1	0	3
Dearborn	0	1	2	3	0	0	1	0	1	1	0	9	Perry	0	0	0	0	0	0	1	0	2	0	1	0	4	
Decatur	0	0	0	1	0	0	1	2	0	0	0	4	Pike	0	0	0	0	0	0	0	0	0	1	0	0	1	
DeKalb	0	0	0	0	1	0	0	0	1	0	0	2	Porter	0	0	0	0	0	0	0	1	0	0	0	0	1	
Delaware	0	0	0	0	0	1	2	2	0	0	0	5	Posey	0	0	0	0	0	0	0	1	1	3	0	0	5	
Dubois	0	0	0	0	0	0	1	2	0	0	0	3	Pulaski	0	0	0	0	0	0	0	0	0	0	0	0	0	
Elkhart	0	1	2	1	0	0	2	1	4	6	2	19	Putnam	0	0	0	0	0	0	0	0	1	1	0	0	2	
Fayette	0	0	0	0	0	0	0	0	0	1	3	4	Randolph	0	0	1	0	0	0	0	0	1	0	0	0	2	
Floyd	0	0	0	0	0	0	0	0	0	0	0	0	Ripley	0	0	1	0	0	0	0	0	0	3	3	0	7	
Fountain	0	0	0	0	0	0	0	0	0	0	0	0	Rush	0	0	0	0	0	0	0	2	0	2	0	0	4	
Franklin	0	0	0	0	0	0	0	0	0	0	0	0	St. Joseph	0	1	0	1	0	0	0	0	5	4	0	0	11	
Fulton	0	0	0	0	0	0	0	0	0	0	1	1	Scott	0	0	0	0	0	0	0	1	1	0	0	0	2	
Gibson	0	0	1	0	0	0	2	1	1	1	0	6	Shelby	0	0	0	0	0	0	0	2	3	2	0	0	7	
Grant	0	1	0	0	1	0	0	1	0	5	1	9	Spencer	0	0	0	0	0	0	0	0	1	0	0	0	1	
Greene	0	0	1	0	0	0	1	2	0	0	0	4	Starke	0	0	0	0	0	0	0	1	0	0	0	0	1	
Hamilton	0	0	1	0	1	0	2	2	4	3	0	13	Steuben	0	0	0	0	1	0	0	0	0	0	0	0	1	
Hancock	0	0	0	0	0	0	0	1	2	0	0	3	Sullivan	0	0	0	1	0	0	0	0	1	0	0	0	2	
Harrison	0	0	0	0	0	1	0	0	0	1	0	2	Switzerland	0	0	0	0	0	0	0	1	0	1	0	0	2	
Hendricks	1	0	0	0	0	0	0	1	3	1	0	6	Tippecanoe	0	0	1	1	0	1	0	2	0	2	1	0	8	
Henry	0	1	0	0	0	0	1	1	0	2	2	7	Tipton	0	0	0	0	0	0	0	0	1	0	0	0	1	
Howard	0	0	0	0	0	0	1	0	2	0	0	3	Union	0	0	0	0	0	0	0	0	0	0	0	0	0	
Huntington	0	0	0	0	0	0	0	3	1	0	0	4	Vanderburgh	0	0	0	0	0	0	4	2	5	17	8	0	36	
Jackson	0	0	0	0	0	0	1	0	2	0	0	3	Vermillion	0	0	0	0	0	0	0	0	0	0	0	0	0	
Jasper	0	0	0	0	0	1	0	0	0	3	0	4	Vigo	0	0	0	1	0	0	3	1	1	5	1	0	12	
Jay	0	0	3	0	0	0	0	0	1	0	0	4	Wabash	0	0	1	1	0	0	0	1	0	0	0	0	3	
Jefferson	0	0	0	0	0	0	0	1	3	4	0	8	Warren	0	0	0	0	0	0	0	0	1	0	0	0	1	
Jennings	0	0	0	0	1	0	0	0	0	2	0	3	Warrick	0	0	0	0	0	1	0	1	0	0	0	0	2	
Johnson	0	0	0	2	0	1	1	2	1	6	6	19	Washington	0	0	0	0	0	0	0	0	2	0	0	0	2	
Knox	0	0	0	0	0	0	0	0	1	1	0	2	Wayne	0	0	1	0	0	0	0	1	2	1	0	0	5	
Kosciusko	0	0	0	0	0	2	0	1	3	1	0	7	Wells	0	0	0	0	0	0	0	0	0	0	1	0	1	
LaGrange	0	0	0	0	0	0	0	0	1	0	0	1	White	0	0	0	0	0	0	0	0	1	0	0	0	1	
Lake	0	0	0	0	0	0	0	3	4	0	0	7	Whitley	0	0	0	0	0	1	2	1	0	0	0	0	4	
LaPorte	2	0	2	0	0	0	0	0	0	0	0	4	Unknown	0	0	0	0	0	0	0	0	0	0	0	0	0	0
Lawrence	0	0	1	0	0	0	2	1	3	1	0	8	Totals	5	7	42	27	17	7	44	65	99	208	81	0	602	

Data based on Most Serious Offense and includes only New- and Rec commitments.

Parole violators are not included.

**Other* may include missing, habitual offense, contempt of court, or misdemeanor.

***Unknown* represents offenders who were sentenced to DOC, but County of Commitment data was unavailable.

Source: Prsadm7.pgm

**Indiana Department of Correction
Table 7**

Release Type by County of Commitment - Adult Offenders

July 2018

County	Release Type				Total	County	Release Type				Total
	Parole	Probation	Discharged	CTP			Parole	Probation	Discharged	CTP	
Adams	1	0	1	1	3	Madison	15	13	3	9	40
Allen	22	15	6	16	59	Marion	114	51	25	11	201
Bartholomew	3	0	1	6	10	Marshall	1	2	1	1	5
Benton	0	0	0	0	0	Martin	3	1	1	2	7
Blackford	1	1	1	0	3	Miami	1	1	0	1	3
Boone	4	2	1	0	7	Monroe	11	4	2	0	17
Brown	1	0	0	0	1	Montgomery	8	0	0	4	12
Carroll	2	1	1	0	4	Morgan	5	2	1	0	8
Cass	3	0	0	5	8	Newton	3	0	0	0	3
Clark	5	5	1	1	12	Noble	3	4	1	0	8
Clay	2	1	0	0	3	Ohio	0	1	0	0	1
Clinton	5	5	0	2	12	Orange	3	1	0	0	4
Crawford	0	0	0	0	0	Owen	1	2	0	0	3
Daviess	3	0	0	0	3	Parke	1	1	0	0	2
Dearborn	8	8	1	0	17	Perry	1	0	1	0	2
Decatur	3	3	0	0	6	Pike	1	1	0	0	2
DeKalb	5	0	0	0	5	Porter	7	3	1	0	11
Delaware	9	8	2	0	19	Posey	2	1	1	0	4
Dubois	0	0	0	0	0	Pulaski	2	0	0	1	3
Elkhart	8	16	5	10	39	Putnam	3	0	0	1	4
Fayette	3	3	2	4	12	Randolph	2	0	0	0	2
Floyd	3	3	0	0	6	Ripley	2	1	1	0	4
Fountain	1	2	0	0	3	Rush	4	1	3	1	9
Franklin	2	0	0	0	2	St. Joseph	12	1	3	2	18
Fulton	0	0	0	1	1	Scott	3	4	0	0	7
Gibson	0	2	0	0	2	Shelby	10	5	3	1	19
Grant	1	7	2	2	12	Spencer	0	0	0	0	0
Greene	4	0	0	0	4	Starke	3	0	1	1	5
Hamilton	9	4	4	0	17	Steuben	2	1	0	0	3
Hancock	8	5	0	0	13	Sullivan	0	1	1	0	2
Harrison	1	1	0	0	2	Switzerland	2	0	0	0	2
Hendricks	3	2	0	1	6	Tippecanoe	13	12	0	5	30
Henry	6	2	0	0	8	Tipton	1	0	0	0	1
Howard	2	3	2	4	11	Union	0	0	0	1	1
Huntington	4	3	0	0	7	Vanderburgh	29	4	7	7	47
Jackson	2	2	2	2	8	Vermillion	2	0	1	0	3
Jasper	2	3	0	0	5	Vigo	3	2	1	4	10
Jay	5	1	1	1	8	Wabash	2	5	0	2	9
Jefferson	10	1	1	2	14	Warren	1	0	1	1	3
Jennings	3	0	0	0	3	Warrick	2	1	0	0	3
Johnson	15	2	1	2	20	Washington	4	3	0	1	8
Knox	2	1	1	0	4	Wayne	11	5	2	1	19
Kosciusko	5	3	1	1	10	Wells	4	4	1	2	11
LaGrange	2	1	1	0	4	White	0	0	0	0	0
Lake	13	5	2	6	26	Whitley	3	2	1	0	6
LaPorte	5	5	0	0	10	Unknown	0	0	1	1	2
Lawrence	2	0	1	2	5	Totals	498	266	105	129	998

This data excludes Temporary Moves, Safekeepers, Predispositions, Escapes, Deaths, releases from CTP and releases from Out of State Parole.

*"Unknown" represents offenders who were sentenced to DOC, but County of Commitment data was unavailable.

Source: prisrel7.pgm

Indiana Department of Correction
Table 8
The Number of Department of Correction Offenders
Held in County Jails*
July 30, 2018

<u>County</u>	<u>Adult Male</u>	<u>Adult Female</u>	<u>County</u>	<u>Adult Male</u>	<u>Adult Female</u>	<u>County</u>	<u>Adult Male</u>	<u>Adult Female</u>
Adams	2	0	Hendricks	3	0	Pike	0	0
Allen	12	2	Henry**	1	0	Porter	0	0
Bartholomew	2	0	Howard	3	1	Posey	0	0
Benton	0	0	Huntington	2	1	Pulaski**	0	0
Blackford**	0	1	Jackson	1	0	Putnam**	0	0
Boone	0	0	Jasper	1	0	Randolph	1	0
Brown	0	0	Jay	5	1	Ripley	3	1
Carroll	0	0	Jefferson	2	1	Rush	0	1
Cass	2	1	Jennings	2	0	St. Joseph	8	0
Clark	12	3	Johnson	0	4	Scott	1	1
Clay	4	0	Knox**	1	0	Shelby	6	1
Clinton	3	0	Kosciusko	5	0	Spencer**	3	1
Crawford**	0	0	LaGrange	0	0	Starke	0	0
Daviess	0	0	Lake	6	0	Steuben	0	0
Dearborn	1	3	LaPorte	4	1	Sullivan	0	0
Decatur	3	0	Lawrence	0	0	Switzerland	0	0
DeKalb	0	0	Madison	9	2	Tippecanoe	5	0
Delaware	3	0	Marion	25	3	Tipton	0	0
Dubois	0	0	Marshall	2	0	Union	0	0
Elkhart	9	3	Martin	1	0	Vanderburgh	13	4
Fayette	2	0	Miami	7	0	Vermillion	1	1
Floyd	2	0	Monroe	8	1	Vigo	1	1
Fountain	0	0	Montgomery	0	0	Wabash	2	1
Franklin	0	0	Morgan	5	1	Warren	0	0
Fulton	1	1	Newton	0	0	Warrick	2	0
Gibson	2	1	Noble	1	0	Washington	3	0
Grant	5	1	Ohio	0	0	Wayne	5	1
Greene	1	0	Orange**	1	1	Wells**	1	1
Hamilton	2	0	Owen	0	1	White	0	0
Hancock	1	0	Parke	1	0	Whitley	0	0
Harrison**	0	0	Perry	1	0	Total	221	48

* Data is based on known frequencies reported by the counties; some county data may be missing

** County Jail Substance Abuse Programs

Source: Offender Movement□

Indiana Department of Correction
Table 9
Community Transition Program
Average Daily Populations

<u>Month</u>	<u>2014</u>	<u>2015</u>	<u>2016</u>	<u>2017</u>	<u>2018</u>
January	521	457	518	465	392
February	511	442	480	475	402
March	492	468	492	475	411
April	470	529	518	481	441
May	496	549	499	487	443
June	504	539	469	481	398
July	494	539	491	445	386
August	475	559	496	421	
September	479	538	509	400	
October	484	564	478	385	
November	482	528	470	389	
December	<u>475</u>	<u>522</u>	<u>461</u>	<u>372</u>	
YEARLY AVERAGE	490	519	490	440	410

Source: CTP Database and OIS Warmbody

Indiana Department Of Correction
Table 10
Community Transition Program
July 2018 Release Information (Felony Level A-D)

Total number of offenders eligible to be released =		228
Felony A and B total =	165	
Felony C total =	45	
Felony D total =	14	
Murder =	4	
Total number of offenders transitioned to counties for CTP =		50
By default (lack of response from judge)		
Felony A or B =	0	
Felony C =	6	
Felony D =	3	
By approval by court order from judge		
Felony A or B =	33	
Felony C =	5	
Felony D =	3	
Murder =	0	
Total number of offenders transitioned to counties then returned to DOC due to refusal (court ordered denial upon receipt of offender) =		0
Total number of court ordered denials =		121
Felony A or B =	80	
Felony C =	33	
Felony D =	5	
Murder =	3	
Total number of Felony A or B, or Murder denials by default (no response from judge) =		45
Total number of offenders who became ineligible after eligibility determined but prior to CTP commencement date (reasons include change in Earliest Possible Release Date, change in warrant status, released to probation or to parole, other miscellaneous) =		12
Felony A or B =	8	
Felony C =	1	
Felony D =	3	
Murder =	0	

Source: SAS - CTP2 Adms

Indiana Department Of Correction
Table 10
Community Transition Program
July 2018 Release Information (Felony Level 1-6)

Total number of offenders eligible to be released =		242
Felony 1 and 2 total =	7	
Felony 3 and 4 total =	65	
Felony 5 and 6 total =	170	
Total number of offenders transitioned to counties for CTP =		82
By default (lack of response from judge)		
Felony 1 and 2 total =	0	
Felony 3 and 4 total =	0	
Felony 5 and 6 total =	14	
By approval by court order from judge		
Felony 1 and 2 total =	4	
Felony 3 and 4 total =	21	
Felony 5 and 6 total =	43	
Total number of offenders transitioned to counties then returned to DOC due to refusal (court ordered denial upon receipt of offender) =		0
Total number of court ordered denials =		129
Felony 1 and 2 total =	3	
Felony 3 and 4 total =	28	
Felony 5 and 6 total =	98	
Total number of Felony 1 or 2 denials by default (no response from judge) =		0
Total number of offenders who became ineligible after eligibility determined but prior to CTP commencement date (reasons include change in Earliest Possible Release Date, change in warrant status, released to probation or to parole, other miscellaneous) =		16
Felony 1 and 2 total =	0	
Felony 3 and 4 total =	1	
Felony 5 and 6 total =	15	

Source: SAS - CTP2 Adms

Indiana Department of Correction
 Table 11
 Total Number of Felony Offenses
 Committed to the Indiana Department of Correction

July 2018

Felony Level	Primary Offense	Secondary Offense	Jul-18		This Calendar Year	
			SEX		SEX	
			F	M	F	M
Murder	Murder (35-42-1-1)		-	7	6	60
		Firearm Enhancement (35-50-2-11)	-	-	-	1
Murder Total			0	7	6	61

Felony Level	Primary Offense	Secondary Offense	Jul-18		This Calendar Year	
			SEX		SEX	
			F	M	F	M
A Felony	Burglary (35-43-2-1)		-	1	-	4
	Child Molesting (35-42-4-3)		-	2	6	50
	Criminal Deviate Conduct (35-42-4-2)		-	-	-	1
	Dealing Cocaine or Narcotic Drug (35-48-4-1)		-	2	1	27
	Dealing Methamphetamine (35-48-4-1.1)		1	-	4	8
	Dealing Sched I, II, or III Cntrld Sub (35-48-4-2)		-	1	-	9
	Possession of Cocaine or Narcotic Drug (35-48-4-6)		-	-	-	1
	Rape (35-42-4-1)		-	-	-	1
	Robbery (35-42-5-1)		-	-	-	1
	Voluntary Manslaughter (35-42-1-3)		-	-	1	-
B Felony Total			1	6	12	102

Felony Level	Primary Offense	Secondary Offense	Jul-18		This Calendar Year	
			SEX		SEX	
			F	M	F	M
B Felony	Aggravated Battery (35-42-2-1.5)		-	-	-	9
	Arson (35-43-1-1)		-	-	2	7
	Battery (35-42-2-1)		-	-	-	1
	Burglary (35-43-2-1)		-	17	5	129
	Carjacking (35-42-5-2)		-	-	-	5
	Child Molesting (35-42-4-3)		-	-	-	8
	Conspiracy (35-41-5-2)	Robbery (35-42-5-1)	-	-	-	1
	Criminal Confinement (35-42-3-3)		-	2	-	18
	Dealing Cocaine or Narcotic Drug (35-48-4-1)		-	7	20	75
	Dealing Methamphetamine (35-48-4-1.1)		1	8	28	81
	Dealing Sched I, II, or III Cntrld Sub (35-48-4-2)		1	6	26	45
	Dealing Sched IV Cntrld Sub (35-48-4-3)		-	-	-	2
	Fail to Stop Accident w/Injury (9-26-1-1)		-	-	-	1
	Felon in Possession of a Firearm (35-47-4-5)		-	-	-	20
	Incest (35-46-1-3)		-	-	-	2
	Neglect of a Dependent (35-46-1-4)		-	-	2	3
	Operating Vehicle Intoxicated/Death (9-30-5-5)		-	1	-	3
	Possession Methamphetamine (35-48-4-6.1)		-	-	1	6
	Possession of Cocaine or Narcotic Drug (35-48-4-6)		-	1	2	8
	Rape (35-42-4-1)		-	-	-	7
	Robbery (35-42-5-1)		-	4	-	65
	Security Fraud (23-19-5-1)		-	-	-	4
	Sexual Misconduct with a Minor (35-42-4-9)		-	2	4	23
	Stalking (35-45-10-5)		-	-	-	1
	Vicarious Sexual Gratification (35-42-4-5)		-	-	1	-
B Felony Total			2	48	91	524

Felony Level	Primary Offense	Secondary Offense	Jul-18		This Calendar Year	
			SEX		SEX	
			F	M	F	M
C Felony	Assisting a Criminal (35-44-3-2)		-	-	-	1
	Attempt to Commit a Felony (35-41-5-1)	Robbery (35-42-5-1)	-	1	-	1
	Auto Theft, Receiving Stolen Parts (35-43-4-2.5)		-	-	-	2
	Battery (35-42-2-1)		-	-	3	16
	Battery by Bodily Waste (35-42-2-6)		-	-	1	1
	Burglary (35-43-2-1)		-	5	-	40
	Carrying Handgun w/o License (35-47-2-23)		-	1	-	1
	Check Fraud (35-43-5-12)		-	-	-	1
	Child Exploitation (35-42-4-4)		-	-	1	1
	Child Molesting (35-42-4-3)		-	2	-	29
	Child Solicitation (35-42-4-6)		-	-	-	1
	Corrupt Business Influence (35-45-6-2)		-	-	1	5
	Criminal Confinement (35-42-3-3)		-	-	1	2
	Criminal Gang Enhancement (35-50-2-15)		-	-	-	1
	Criminal Recklessness (35-42-2-2)		-	-	-	5
	Dealing Marijuana, Hash Oil, or Hashish (35-48-4-10)		-	-	-	1
	Dealing Sched IV Controlled Substance (35-48-4-3)		-	2	2	6
	Dealing/Poss. Look-Alike Subs (35-48-4-4.6)		-	-	1	1

Felony Level	Primary Offense	Secondary Offense	Jul-18		This Calendar Year	
			SEX		SEX	
			F	M	F	M
C Felony (cont'd)	Escape/Failure to Return (35-44-3-5)		-	1	-	3
	Failure to Register as a Sex Offender (11-8-8-17)		-	-	-	1
	Firearm w/in One Mile of School (35-47-2-1)		-	-	-	5
	Forgery (35-43-5-2)		2	5	23	36
	Fraud on Financial Institution (35-43-5-8)		-	-	-	2
	Handgun Violation (35-47-2-7)		-	2	-	3
	Home Improvement Fraud (35-43-6-13)		-	-	-	1
	Intimidation (35-45-2-1)		-	-	-	7
	Maintain Common Nuisance (35-48-4-13)		-	-	-	1
	Neglect of a Dependent (35-46-1-4)		-	5	1	11
	Non-Support of Dependent Child (35-46-1-5)		-	3	3	24
	Obliterating Handgun I.D. (35-47-2-18)		-	-	-	1
	Operating Vehicle Intoxicated/Death (9-30-5-5)		-	1	-	1
	Operating Vehicle w/Lifetime Suspension (9-30-10-17)		-	1	3	13
	Possession Methamphetamine (35-48-4-6.1)		-	1	4	2
	Possession of Cocaine or Narcotic Drug (35-48-4-6)		-	3	1	8
	Possession of Controlled Substance (35-48-4-7)		-	-	-	2
	Possession of Precursors (35-48-4-14.5)		-	-	1	2
	Possession/Use Legend Drug (16-42-19-27)		-	-	2	-
	Prisoner Poss. Dang Device/Material (35-44-3-9.5)		-	-	-	1
	Promoting Prostitution (35-45-4-4)		-	1	1	1
	Reckless Homicide (35-42-1-5)		-	-	-	1
	Resisting Law Enforcement (35-44.1-3-1)		-	1	-	1
	Robbery (35-42-5-1)		-	3	-	25
	Sexual Battery (35-42-4-8)		-	1	-	1
	Sexual Misconduct with a Minor (35-42-4-9)		-	1	1	7
	Trafficking with an Inmate (35-44-3-9)		-	-	2	-
	Welfare Fraud (35-43-5-7)		-	-	2	-
C Felony Total			2	40	54	275

Felony Level	Primary Offense	Secondary Offense	Jul-18		This Calendar Year	
			SEX		SEX	
			F	M	F	M
D Felony	Auto Theft, Receiving Stolen Parts (35-43-4-2.5)		-	1	-	4
	Battery (35-42-2-1)		-	1	1	6
	Battery by Bodily Waste (35-42-2-6)		-	-	-	1
	Check Deception (35-43-5-5)		-	-	-	1
	Check Fraud (35-43-5-12)		-	-	-	1
	Child Exploitation (35-42-4-4)		-	-	-	1
	Child Pornography (35-42-4-4)		-	-	-	1
	Child Seduction (35-42-4-7)		-	-	-	1
	Child Solicitation (35-42-4-6)		-	1	-	2
	Controlled Substance Registration (35-48-4-14)		-	-	-	2
	Conversion (35-43-4-3)		-	-	-	1
	Criminal Confinement (35-42-3-3)		-	-	-	3
	Criminal Recklessness (35-42-2-2)		-	-	1	7
	Dealing Marijuana, Hash Oil, or Hashish (35-48-4-10)		-	-	-	5
	Dealing Subs. Represent as Cntrld Subs. (35-48-4-4.5)		-	-	-	2
	Dealing/Poss. Look-Alike Subs (35-48-4-11.5)		-	-	-	1
	Dissemination of Matter Harmful to Minor (35-49-3-3)		-	-	1	-
	Domestic Battery (35-42-2-1.3)		-	-	-	6
	Driving While Suspended/Oper Veh HTV (9-30-10-16)		-	3	1	9
	Fail to Stop Accident w/Injury (9-26-1-1)		-	-	-	2
	Failure to Register as a Sex Offender (11-8-8-17)		-	-	-	2
	Failure to Return to Lawful Detention (35-44-3-5)		-	-	1	4
	Failure to Warn Comm Disease (35-42-1-9)		-	-	-	1
	Fraud (35-43-5-4)		-	1	1	5
	Identity Deception (35-43-5-3.5)		-	-	-	1
	Intimidation (35-45-2-1)		-	-	-	2
	Invasion of Privacy (35-46-1-15.1)		-	-	-	1
	Maintaining a Common Nuisance (35-48-4-13)		-	-	3	6
	Neglect of a Dependent (35-46-1-4)		-	-	3	1
	Non-Support of a Child (35-46-1-5)		-	5	2	28
	Obstruction of Justice (35-44-3-4)		-	-	-	1
	Operating Vehicle Intox-Prior (9-30-5-3)		-	1	2	9
	Operating Vehicle Intoxicated-Endanger (9-30-5-2)		-	1	-	4
	Perjury (35-44-2-1)		-	-	-	1
	Pointing a Firearm (35-47-4-3)		-	-	-	2
	Poss. of Marijuana, Hash Oil, or Hashish (35-48-4-11)		-	-	-	13
	Possession - Syringe/Needle (16-42-19-18)		-	-	1	5
	Possession of Cocaine or Narcotic Drug (35-48-4-6)		-	1	5	14
	Possession of Controlled Substance (35-48-4-7)		-	-	3	12
	Possession of Methamphetamine (35-48-4-6.1)		1	2	5	10
	Possession of Paraphernalia (35-48-4-8.3)		-	-	-	2
	Possession of Precursors (35-48-4-14.5)		1	2	6	9
	Possession/Use of Legend Drug (16-42-19-13)		-	-	-	2
	Residential Entry (35-43-2-1.5)		-	-	1	1
	Resisting Law Enforcement (35-44-3-3)		-	4	1	13
	Resisting Law Enforcement, Vehicle (35-44.1-3-1A)		-	-	-	1

Felony Level	Primary Offense	Secondary Offense	Jul-18		This Calendar Year	
			SEX		SEX	
			F	M	F	M
D Felony (cont'd)	Sexual Battery (35-42-4-8)		-	-	-	3
	Sexual Misconduct with a Minor (35-42-4-9)		-	2	-	2
	Stalking (35-45-10-5)		-	-	-	1
	Strangulation (35-42-2-9)		-	-	-	2
	Theft, Receiving Stolen Property (35-43-4-2)		3	12	23	94
	Vicarious Sexual Gratification (35-42-4-5)		-	-	-	1
	Violation-1935 Firearms (35-47-5-4.1)		-	-	-	2
	Welfare Fraud (35-43-5-7)		-	1	-	1
D Felony Total			5	38	61	312

Felony Level	Primary Offense	Secondary Offense	Jul-18		This Calendar Year	
			SEX		SEX	
			F	M	F	M
Level 1 Felony	Aggravated Battery (35-42-2-1.5)		-	-	1	-
	Aiding, Inducing or Causing an Offense (35-41-2-4)	Murder (35-42-1-1)	-	-	-	4
	Attempt to Commit a Felony (35-41-5-1)	Child Molesting (35-42-4-3)	-	-	-	3
		Murder (35-42-1-1)	-	4	7	30
	Burglary (35-43-2-1)		-	1	1	4
	Child Molesting (35-42-4-3)		-	2	-	56
	Conspiracy (35-41-5-2)		-	-	-	1
		Murder (35-42-1-1)	-	-	1	1
	Neglect of a Dependent/Death (35-46-1-4)		1	-	2	3
	Rape (35-42-4-1)		-	5	-	22
	Sex Misconduct w/ Minor (35-42-4-9)		-	-	-	1
Level 1 Felony Total			1	12	12	125

Felony Level	Primary Offense	Secondary Offense	Jul-18		This Calendar Year	
			SEX		SEX	
			F	M	F	M
Level 2 Felony	Aiding, Inducing or Causing an Offense (35-41-2-4)	Dealing Methamphetamine (35-48-4-1.1)	-	-	1	-
		Robbery (35-42-5-1)	-	-	-	1
	Attempt to Commit a Felony (35-41-5-1)	Burglary (35-43-2-1)	-	-	-	3
		Dealing Methamphetamine (35-48-4-1.1)	1	-	1	-
		Robbery (35-42-5-1)	-	-	2	2
	Battery (35-42-2-1)		-	-	-	1
	Burglary (35-43-2-1)		1	2	2	30
	Child Molesting (35-42-4-3)		-	-	-	1
	Conspiracy (35-41-5-2)	Burglary (35-43-2-1)	-	1	-	2
		Deal Sched 1,2,3 Sub (35-48-4-2)	-	-	-	1
		Dealing Cocaine or Narcotic Drug (35-48-4-1)	-	-	-	1
		Dealing Methamphetamine (35-48-4-1.1)	-	-	1	4
		Murder (35-42-1-1)	-	-	-	1
		Robbery (35-42-5-1)	-	-	-	1
	Criminal Confinement (35-42-3-3)		-	-	-	4
	Dealing Cocaine or Narcotic Drug (35-48-4-1)		1	11	5	76
	Dealing Methamphetamine (35-48-4-1.1)		6	17	25	104
	Dealing Sched I, II, or III Cntrld Sub (35-48-4-2)		-	1	1	2
	Habitual Offender (35-50-2-8)		-	-	1	-
	Possession - Destruct Device (35-47.5-5-2)		-	2	-	4
	Robbery (35-42-5-1)		-	2	1	18
	Voluntary Manslaughter (35-42-1-3)		1	3	6	13
Level 2 Felony Total			10	39	46	269

Felony Level	Primary Offense	Secondary Offense	Jul-18		This Calendar Year	
			SEX		SEX	
			F	M	F	M
Level 3 Felony	Accident/Failure to Stop-Serious Inj/Death (9-26-1-1.1)		-	2	-	6
	Aggravated Battery (35-42-2-1.5)		-	8	4	70
	Aiding, Inducing or Causing an Offense (35-41-2-4)	Criminal Confinement (35-42-3-3)	-	-	3	-
		Robbery (35-42-5-1)	-	-	6	5
	Attempt to Commit a Felony (35-41-5-1)	Aggravated Battery (35-42-2-1.5)	-	-	-	3
		Child Molesting (35-42-4-3)	-	-	-	1
		Rape (35-42-4-1)	-	1	-	3
		Robbery (35-42-5-1)	1	-	4	20
	Battery (35-42-2-1)		-	1	4	8
	Burglary (35-43-2-1)		-	2	1	9
	Child Molesting (35-42-4-3)		-	2	-	25
	Conspiracy (35-41-5-2)	Criminal Confinement (35-42-3-3)	-	-	-	1
		Dealing Methamphetamine (35-48-4-1.1)	1	-	3	2
		Robbery (35-42-5-1)	-	1	3	9
	Criminal Confinement (35-42-3-3)		-	6	5	41
		Firearm Enhancement (35-50-2-11)	-	-	-	1
	Criminal Gang Enhancement (35-50-2-15)		-	-	-	2
	Dealing Cocaine or Narcotic Drug (35-48-4-1)		3	5	6	50
	Dealing Methamphetamine (35-48-4-1.1)		-	4	15	55

Felony Level	Primary Offense	Secondary Offense	Jul-18		This Calendar Year	
			SEX		SEX	
			F	M	F	M
Level 3 Felony (cont'd)	Dealing Sched I, II, or III Cntrld Sub (35-48-4-2)		-	1	1	3
	Dealing Sched IV Cntrld Sub (35-48-4-3)		-	-	1	-
	Human Sexual Trafficking (35-42-3.5-1)		-	-	-	1
	Kidnapping (35-42-3-2)		-	-	-	6
	Neglect of a Dependent/Death (35-46-1-4)		2	1	9	12
	Possession of Cocaine or Narcotic Drug (35-48-4-6)		1	1	2	8
	Possession of Methamphetamine (35-48-4-6.1)		-	2	4	20
	Rape (35-42-4-1)		-	7	1	29
	Resisting Law Enforcement (35-44.1-3-1)		-	-	1	3
Robbery (35-42-5-1)		6	30	19	236	
Level 3 Felony Total			14	74	92	629

Felony Level	Primary Offense	Secondary Offense	Jul-18		This Calendar Year	
			SEX		SEX	
			F	M	F	M
Level 4 Felony	Aiding, Inducing or Causing an Offense (35-41-2-4)	Burglary (35-43-2-1)	1	-	3	3
		Child Molesting (35-42-4-3)	-	-	1	-
		Arson (35-43-1-1)	-	1	2	15
	Attempt to Commit a Felony (35-41-5-1)	Burglary (35-43-2-1)	-	-	-	4
		Child Molesting (35-42-4-3)	-	-	-	1
		Conspiracy (35-41-5-2)	-	-	-	1
	Burglary (35-43-2-1)	Dealing Methamphetamine (35-48-4-1.1)	-	-	-	1
		Burglary (35-43-2-1)	3	39	44	259
		Child Exploitation (35-42-4-4)	-	1	-	3
	Child Molesting (35-42-4-3)	-	7	-	80	
	Child Solicitation (35-42-4-6)	-	1	-	5	
	Conspiracy (35-41-5-2)	Arson (35-43-1-1)	-	-	-	1
		Burglary (35-43-2-1)	-	-	-	4
		Conspiracy (35-41-5-2)	-	-	1	1
	Dealing Cocaine or Narcotic Drug (35-48-4-1)	Dealing Cocaine or Narcotic Drug (35-48-4-1)	-	1	-	2
		Dealing Methamphetamine (35-48-4-1.1)	-	1	1	6
		Dealing Sched 1,2,3 Sub (35-48-4-2)	-	-	-	1
	Dealing Methamphetamine (35-48-4-1.1)	Dealing Cocaine or Narcotic Drug (35-48-4-1)	-	9	13	82
		Dealing Methamphetamine (35-48-4-1.1)	3	14	36	105
		Dealing Sched I, II, or III Cntrld Sub (35-48-4-2)	-	1	4	3
	Dealing Sched IV Controlled Substance (35-48-4-3)	-	-	-	1	
	Escape 35-44.1-3-4	-	-	-	1	
	Felon in Possession of a Firearm (35-47-4-5)	-	19	1	183	
	Human Sexual Trafficking (35-42-3.5-1)	-	-	-	1	
	Incest (35-46-1-3)	-	-	-	4	
	Manufacturing Meth (35-48-4-1.2)	-	-	1	5	
	Operating Vehicle Intoxicated/Death (9-30-5-5)	Habitual Offender Controlled Substance (35-50-2-10)	-	1	4	6
		Pharmacy Robbery (35-42-5-1(b))	-	-	-	1
		Possession of Cocaine or Narcotic Drug (35-48-4-6)	-	3	1	21
	Possession of Dangerous Device (35-44.1-3-7)	-	1	-	2	
	Possession of Methamphetamine (35-48-4-6.1)	2	4	10	40	
	Robbery (35-42-5-1(1))	-	-	-	1	
	Sexual Battery (35-42-4-8)	-	1	-	5	
Sexual Misconduct with a Minor (35-42-4-9)	-	4	5	37		
Stalking (35-45-10-5)	-	-	-	1		
Level 4 Felony Total			9	108	127	888

Felony Level	Primary Offense	Secondary Offense	Jul-18		This Calendar Year	
			SEX		SEX	
			F	M	F	M
Level 5 Felony	Accident/Failure to Stop-Serious Inj/Death (9-26-1-8)	Battery (35-42-2-1)	-	-	1	3
		Aiding, Inducing or Causing an Offense (35-41-2-4)	-	-	1	-
	Burglary (35-43-2-1)	Burglary (35-43-2-1)	-	1	1	2
		Dealing Cocaine or Narcotic Drug (35-48-4-1)	-	-	1	-
		Dealing in Methamphetamine (35-48-4-1.1)	-	2	2	4
	Robbery (35-42-5-1)	Robbery (35-42-5-1)	-	-	-	1
		Trafficking with an Inmate (35-44.1-3-5)	-	1	-	1
		Assisting a Criminal (35-44.1-2-5)	-	-	2	3
	Attempt to Commit a Felony (35-41-5-1)	Battery (35-42-2-1)	-	-	-	3
		Burglary (35-43-2-1)	-	-	-	4
		Child Exploitation (35-42-4-4)	-	-	-	1
	Criminal Recklessness (35-42-2-2)	Criminal Recklessness (35-42-2-2)	-	-	-	1
		Escape (35-44.1-3-4)	-	-	3	1
		Fraud on Financial Institution (35-43-5-8)	-	-	-	1
	Obstruction of Justice (35-44-3-4)	Obstruction of Justice (35-44-3-4)	-	-	-	1
		Robbery (35-42-5-1)	-	2	1	8
		Sexual Misconduct with a Minor (35-42-4-9)	-	-	-	1
	Theft, Recv Stolen Prop (35-43-4-2)	Theft, Recv Stolen Prop (35-43-4-2)	-	-	-	1
		Trafficking with an Inmate (35-44.1-3-5)	-	-	1	-
		Auto Theft, Receiving Stolen Parts (35-43-4-2.5)	-	2	-	16
	Battery (35-42-2-1)	3	32	34	244	

Felony Level	Primary Offense	Secondary Offense	Jul-18		This Calendar Year	
			SEX		SEX	
			F	M	F	M
Level 5 Felony (cont'd)	Burglary (35-43-2-1)		2	28	15	249
	Child Exploitation (35-42-4-4)		-	1	-	20
	Child Pornography (35-42-4-4(C))		-	-	-	23
	Child Possession of a Firearm (35-47-10-5)		-	1	-	7
	Child Seduction (35-42-4-7)		1	-	2	2
	Child Solicitation (35-42-4-6)		-	2	-	11
	Conspiracy (35-41-5-2)	Battery (35-42-2-1)	-	-	1	-
		Burglary (35-43-2-1)	-	-	1	5
		Dealing Cocaine or Narcotic Drug (35-48-4-1)	-	-	1	-
		Dealing in Methamphetamine (35-48-4-1.1)	2	-	2	7
		Fraud on Financial Institution (35-43-5-8)	-	-	1	3
		Robbery (35-42-5-1)	1	-	1	1
		Trafficking with an Inmate (35-44.1-3-5)	-	-	2	3
	Controlled Substance Registration (35-48-4-14)		-	-	1	-
	Conversion (35-43-4-3)		-	-	-	1
	Corrupt Business Influence (35-45-6-2)		-	-	10	17
	Criminal Confinement (35-42-3-3)		-	-	-	41
	Criminal Recklessness (35-42-2-2)		-	2	1	28
	DWS/Oper Veh HTV (9-30-19-16)		-	-	-	1
	Dealing Cocaine or Narcotic Drug (35-48-4-1)		1	6	31	110
	Dealing Marijuana, Hash Oil, or Hashish (35-48-4-10)		-	3	1	20
	Dealing Methamphetamine (35-48-4-1.1)		3	17	23	114
	Dealing Sched I, II, or III Cntrld Sub (35-48-4-2)		-	1	4	8
	Dealing Sched IV Cntrld Sub (35-48-4-3)		-	-	2	2
	Dealing in Methamphetamine (35-48-4-1.1)		7	11	46	129
	Dealing/Poss. Look-Alike Subs (35-48-4-4.6)		-	1	1	10
	Disarm/Attempt to Disarm an Officer (35-44.1-3-2)		-	-	1	2
	Domestic Battery (35-42-2-1.3)		1	12	4	100
	Escape (35-44.1-3-4)		1	5	9	34
	Fail to Stop Acc Death (9-26-1-1.1)		-	-	1	4
	Failure to Register as a Sex Offender (11-8-8-17)		-	3	1	45
	Firearm w/in One Mile of School (35-47-2-1)		5	26	7	236
	Fraud on Financial Institution (35-43-5-8)		2	4	9	33
	Incest (35-46-1-3)		-	1	-	7
	Intimidation (35-45-2-1)		4	10	6	68
	Involuntary Manslaughter (35-42-1-4)		-	-	-	2
	Kidnapping (35-42-3-2)		-	1	1	4
	Neglect of a Dependent/Death (35-46-1-4)		8	1	15	10
	Non-Support of Dependent Child (35-46-1-5)		-	-	-	6
	Obliterating Handgun I.D. (35-47-2-18)		-	1	-	6
	Obstruction of Justice (35-44.1-2-2)		-	1	-	1
	Oper Veh Aft Life Susp (9-30-10-17)		3	16	10	167
	Operating Vehicle Intox-Prior (9-30-5-3)		-	-	-	1
	Operating Vehicle Intoxicated/Death (9-30-5-5)		-	2	3	9
	Operating Vehicle Intoxicated/Injury (9-30-5-4)		-	-	4	7
	Possession - Destruct Device (35-47.5-5-2)		-	1	-	2
	Possession - Machine Gun or Bomb (35-47-5-8)		-	-	-	1
	Possession of Cocaine or Narcotic Drug 35-48-4-6		1	5	11	57
	Possession of Dangerous Device (35-44.1-3-7)		-	-	-	1
	Possession of Precursors (35-48-4-14.5)		-	1	1	3
	Possession of Syringes or Needles (16-42-19-18)		1	3	26	32
	Possession/Use of Legend Drug (16-42-19-13)		-	-	-	2
	Promoting Prostitution (35-45-4-4)		-	-	-	3
	Reckless Homicide (35-42-1-5)		1	1	2	6
	Resisting Law Enforcement (35-44.1-3-1)		-	-	1	3
	Robbery (35-42-5-1)		2	16	7	88
	Sexual Misconduct with Service Provider (35.44.1-3-10)		-	-	-	1
	Sexual Misconduct with a Minor (35-42-4-9)		-	8	1	30
	Stalking (35-45-10-5)		-	-	-	7
	Theft, Receiving Stolen Property (35-43-4-2)		-	-	6	7
	Trafficking with an Inmate (35-44.1-3-5)		-	1	11	13
	Vicarious Sexual Gratification (35-42-4-5)		-	-	-	1
Level 5 Felony Total			49	232	330	2107

Felony Level	Primary Offense	Secondary Offense	Jul-18		This Calendar Year	
			SEX		SEX	
			F	M	F	M
Level 6 Felony	Abuse of a Corpse (35-45-11-2)		-	-	-	1
	Accident/Failure to Stop-Serious Inj/Death (9-26-1-8)		-	1	-	2
	Aiding in Manufacture of Sch II Cont Subst (35-48-4-2)		1	-	3	1
	Aiding, Inducing or Causing an Offense (35-41-2-4)	Pointing a Firearm (35-47-4-3)	-	-	1	-
		Theft, Receiving Stolen Property (35-43-4-2)	-	-	1	-
	Arson (35-43-1-1)		-	-	-	3
	Assisting a Criminal (35-44.1-2-5)		-	1	2	4
	Attempt to Commit a Felony (35-41-5-1)	Auto Theft, Receiving Stolen Parts (35-43-4-2.5)	-	-	-	1
		Battery (35-42-2-1)	-	-	-	1
		Theft, Receiving Stolen Property (35-43-4-2)	-	-	-	1
	Auto Theft, Receiving Stolen Parts (35-43-4-2.5)		1	20	6	101
	Battery 35-42-2-1		2	10	14	68

Felony Level	Primary Offense	Secondary Offense	Jul-18		This Calendar Year	
			SEX		SEX	
			F	M	F	M
Level 6 Felony (cont'd)	Check Deception (35-43-5-5)		-	-	-	1
	Check Fraud (35-43-5-12)		-	-	-	5
	Child Exploitation (35-42-4-4)		-	-	-	7
	Child Seduction (35-42-4-7)		1	-	1	-
	Conspiracy (35-41-5-2)	Battery (35-42-2-1)	-	-	-	1
		Forgery, Counterfeiting, Application Fraud (35-43-5-2)	-	-	-	1
	Contrib Delinquency (35-46-1-8)		-	-	-	1
	Controlled Substance Registration (35-48-4-14)		-	-	-	5
	Conversion (35-43-4-3)		-	-	-	2
	Criminal Confinement (35-42-3-3)		-	-	-	13
	Criminal Confinement (35-42-3-3)		2	10	6	87
	Criminal Gang Activity (35-45-9-3)		-	-	-	1
	Criminal Mischief (35-43-1-2)		-	-	-	2
	Criminal Recklessness (35-42-2-2)		1	4	11	32
	Criminal Trespass (35-43-2-2)		-	-	-	1
	Cruelty to Animals (35-46-3-12)		-	-	-	1
	Dealing Marijuana, Hash Oil, or Hashish (35-48-4-10)		-	-	-	10
	Dealing Marijuana, Hash Oil, or Hashish (35-48-4-2A-1)		-	-	1	2
	Dealing Sched I, II, or III Cntrld Sub (35-48-4-2(A))		-	-	-	1
	Dealing Sched IV Cntrld Sub (35-48-4-3)		-	-	1	5
	Dealing Subs. Represent as Cntrld Subs. (35-48-4-4.5)		-	-	-	2
	Dealing/Poss. Look-Alike Subs (35-48-4-10.5)		-	-	1	12
	Dealing/Poss. Look-Alike Subs (35-48-4-11.5)		-	1	1	13
	Dissemination of Matter Harmful to Minor (35-49-3-3)		-	-	-	1
	Escape 35-44.1-3-4		7	22	46	144
	Exploitation Endangering Adult (35-46-1-12)		-	-	1	-
	Fail to Reg Sex Off (11-8-8-17)		-	4	-	18
	Fail to Remit Money (6-3-4-8)		-	-	-	1
	Failure to Appear (35-44.1-2-9)		-	-	2	7
	Forgery, Counterfeiting, Application Fraud (35-43-5-2)		1	7	10	32
	Habitual Offender (35-50-2-8)		-	-	1	-
	Home Improvement Fraud (35-43-6-12)		-	-	-	1
	Identity Deception (35-43-5-3.5)		1	1	5	6
	Inappropriate Comm w/ Child by Off w/ Prior (35-42-4-13)		-	-	-	1
	Insurance Fraud (35-43-5-4.5)		-	4	8	20
	Intimidation (35-45-2-1)		2	5	6	38
	Invasion of Privacy (35-46-1-15.1)		-	11	2	25
	Kidnapping (35-42-3-2)		-	-	-	3
	Maintain Common Nuisance (35-45-2-1(c))		-	3	5	22
	Maintaining Common Nuisance (35-48-4-13)		-	2	12	39
	Malicious Mischief Body F/W (35-45-16-2(c))		-	-	-	4
	Neglect of a Dependent/Death (35-46-1-4)		2	3	15	17
	Non-Support of Dependent Child (35-46-1-5)		-	3	-	14
	Obstruction of Justice (35-44.1-2-2)		-	-	1	11
	Oper Vehicle-Intox-Prev Conv (9-30-5-3)		1	-	4	16
		Habitual Offender Controlled Substance (35-50-2-10)	-	4	-	8
	Operating Vehicle Intoxicated-Contrlld Sub (9-30-5-1)		1	-	3	3
		Habitual Offender Controlled Substance (35-50-2-10)	-	-	1	-
	Operating Vehicle Intoxicated-Endanger (9-30-5-2)		1	6	10	25
		Habitual Offender Controlled Substance (35-50-2-10)	1	1	3	10
	Operating Vehicle Intoxicated/Injury (9-30-5-4)		-	-	1	11
	Operating Vehicle-Habitual Violation (9-30-10-16)		3	3	12	27
		Habitual Offender Controlled Substance (35-50-2-10)	-	-	-	1
	Pointing a Firearm (35-47-4-3)		1	3	1	19
	Poss Anabolic Steroid (16-42-19-19)		-	-	-	1
	Poss Precursors (35-48-4-14.5)		1	-	3	11
	Poss of Hoax Device (35-47.5-5-6)		-	1	-	1
	Possession - Firearm-School Property (35-47-9-2)		-	-	-	1
	Possession Sched IV Contrlld Sub w/in 1,000 ft (35-48-4-7)		-	2	1	11
	Possession of Child Pornography (35-42-4-4(C))		-	2	-	2
	Possession of Cocaine or Narcotic Drug (35-48-4-6)		2	10	31	87
	Possession of Marijuana (35-48-4-11)		-	1	-	2
	Possession of Methamphetamine (35-48-4-6.1)		6	25	71	203
	Possession of Syringes or Needles (16-42-19-18)		3	16	63	150
	Possession or Use of Legend Drug (16-42-19-13)		-	1	8	9
	Public Indecency (35-45-4-1)		-	-	-	2
	Residential Entry (35-43-2-1.5)		-	4	9	34
	Resisting Law Enforc (35-44.1-3-1)		2	18	13	116
	Sex Offender Residency Restrictions (35-42-4-11)		-	-	-	1
	Sex Offender without Identification (11-8-8-15)		-	-	-	1
	Sexual Battery (35-42-4-8)		-	-	-	2
	Sexual Conduct in Presence of a Minor (35-42-4-5c)		-	1	-	1
	Sexual Misconduct with a Minor (35-42-4-9)		-	1	-	1
	Stalking (35-45-10-5)		-	-	-	1
	Strangulation (35-42-2-9)		-	3	-	36
	Synthetic ID Deception (35-43-5-3.8)		-	-	3	4
	Theft, Receiving Stolen Property (35-43-4-2)		6	22	56	219
	Level 6 Felony Total		49	236	456	1808

Felony Level	Primary Offense	Secondary Offense	Jul-18		This Calendar Year	
			SEX		SEX	
			F	M	F	M
Habitual Offender	Firearm Enhancement (35-50-2-11)		-	-	-	1
	Habitual Offender (35-50-2-8)		-	1	-	8
	Habitual Offender Controlled Substance (35-50-2-10)		-	2	2	5
Habitual Offender Total			0	3	2	14
			Jul-18		This Calendar Year	
			SEX		SEX	
			F	M	F	M
Grand Total			142	843	1289	7114

Note: Offense data may not be available for all offenders at the time this table was prepared.
Only new commitments and probation violations are reported on this table.
Parole and Community Transition Program violators are excluded on this table.
Source: SAS - all.citations_mso.pgm

Indiana Department of Correction
Table 12
Number of New Admissions by Most Serious Offense
Committed to the Indiana Department of Correction

July 2018

Felony Level	Primary Offense	Secondary Offense	Jul-18		This Calendar Year	
			SEX		SEX	
			F	M	F	M
A Felony	Burglary (35-43-2-1)		-	1	-	4
	Child Molesting (35-42-4-3)		-	1	2	27
	Dealing Cocaine or Narcotic Drug (35-48-4-1)		-	2	1	24
	Dealing Methamphetamine (35-48-4-1.1)		1	-	3	7
	Dealing Sched I, II, or III Cntrld Sub (35-48-4-2)		-	1	-	7
	Possession of Cocaine or Narcotic Drug (35-48-4-6)		-	-	-	1
	Robbery (35-42-5-1)		-	-	-	1
	Voluntary Manslaughter (35-42-1-3)		-	-	1	-
A Felony Total			1	5	7	71

Felony Level	Primary Offense	Secondary Offense	Jul-18		This Calendar Year	
			SEX		SEX	
			F	M	F	M
B Felony	Aggravated Battery (35-42-2-1.5)		-	-	-	8
	Arson (35-43-1-1)		-	-	2	5
	Battery (35-42-2-1)		-	-	-	1
	Burglary (35-43-2-1)		-	14	5	102
	Carjacking (35-42-5-2)		-	-	-	4
	Child Molesting (35-42-4-3)		-	-	-	5
	Criminal Confinement (35-42-3-3)		-	2	-	5
	Dealing Cocaine or Narcotic Drug (35-48-4-1)		-	6	14	58
	Dealing Methamphetamine (35-48-4-1.1)		1	7	25	74
	Dealing Sched I, II, or III Cntrld Sub (35-48-4-2)		1	4	21	34
	Dealing Sched IV Cntrld Sub (35-48-4-3)		-	-	-	2
	Fail to Stop Accident w/Injury (9-26-1-1)		-	-	-	1
	Felon in Possession of a Firearm (35-47-4-5)		-	-	-	18
	Incest (35-46-1-3)		-	-	-	1
	Neglect of a Dependent (35-46-1-4)		-	-	2	3
	Operating Vehicle Intoxicated/Death (9-30-5-5)		-	1	-	3
	Possession Methamphetamine (35-48-4-6.1)		-	-	1	5
	Possession of Cocaine or Narcotic Drug (35-48-4-6)		-	1	2	7
	Rape (35-42-4-1)		-	-	-	5
	Robbery (35-42-5-1)		-	3	-	45
	Security Fraud (23-19-5-1)		-	-	-	1
	Sexual Misconduct with a Minor (35-42-4-9)		-	2	2	15
	Stalking (35-45-10-5)		-	-	-	1
B Felony Total			2	40	74	403

Felony Level	Primary Offense	Secondary Offense	Jul-18		This Calendar Year	
			SEX		SEX	
			F	M	F	M
C Felony	Assisting a Criminal (35-44-3-2)		-	-	-	1
	Battery (35-42-2-1)		-	-	3	13
	Battery by Bodily Waste (35-42-2-6)		-	-	1	1
	Burglary (35-43-2-1)		-	3	-	27
	Carrying Handgun w/o License (35-47-2-23)		-	1	-	1
	Child Exploitation (35-42-4-4)		-	-	-	1
	Child Molesting (35-42-4-3)		-	2	-	14
	Child Solicitation (35-42-4-6)		-	-	-	1
	Corrupt Business Influence (35-45-6-2)		-	-	1	5
	Criminal Confinement (35-42-3-3)		-	-	1	1
	Criminal Recklessness (35-42-2-2)		-	-	-	2
	Dealing Sched IV Controlled Substance (35-48-4-3)		-	-	2	3
	Dealing/Poss. Look-Alike Subs (35-48-4-4.6)		-	-	1	-
	Escape/Failure to Return (35-44-3-5)		-	1	-	3
	Failure to Register as a Sex Offender (11-8-8-17)		-	-	-	1
	Firearm w/in One Mile of School (35-47-2-1)		-	-	-	5
	Forgery (35-43-5-2)		2	3	13	22
	Fraud on Financial Institution (35-43-5-8)		-	-	-	2
	Handgun Violation (35-47-2-7)		-	2	-	3
	Home Improvement Fraud (35-43-6-13)		-	-	-	1
	Intimidation (35-45-2-1)		-	-	-	4
	Neglect of a Dependent (35-46-1-4)		-	3	1	6
	Non-Support of Dependent Child (35-46-1-5)		-	2	1	17
	Obliterating Handgun I.D. (35-47-2-18)		-	-	-	1
	Operating Vehicle Intoxicated/Death (9-30-5-5)		-	1	-	1
	Operating Vehicle w/Lifetime Suspension (9-30-10-17)		-	1	3	11
	Possession Methamphetamine (35-48-4-6.1)		-	1	3	2
	Possession of Cocaine or Narcotic Drug (35-48-4-6)		-	1	-	4
	Possession of Controlled Substance (35-48-4-7)		-	-	-	1
	Possession of Precursors (35-48-4-14.5)		-	-	1	1
	Possession/Use Legend Drug (16-42-19-27)		-	-	1	-

Felony Level	Primary Offense	Secondary Offense	Jul-18		This Calendar Year	
			SEX		SEX	
			F	M	F	M
C Felony (con'td)	Promoting Prostitution (35-45-4-4)		-	1	1	1
	Robbery (35-42-5-1)		-	2	-	17
	Sexual Misconduct with a Minor (35-42-4-9)		-	1	-	7
	Trafficking with an Inmate (35-44-3-9)		-	-	2	-
	Welfare Fraud (35-43-5-7)		-	-	2	-
C Felony Total			2	25	37	180

Felony Level	Primary Offense	Secondary Offense	Jul-18		This Calendar Year	
			SEX		SEX	
			F	M	F	M
D Felony	Auto Theft, Receiving Stolen Parts (35-43-4-2.5)		-	-	-	1
	Battery (35-42-2-1)		-	1	-	2
	Child Exploitation (35-42-4-4)		-	-	-	1
	Controlled Substance Registration (35-48-4-14)		-	-	-	1
	Conversion (35-43-4-3)		-	-	-	1
	Criminal Confinement (35-42-3-3)		-	-	-	1
	Criminal Recklessness (35-42-2-2)		-	-	-	4
	Dealing Marijuana, Hash Oil, or Hashish (35-48-4-10)		-	-	-	4
	Dealing Subs. Represent as Cntrld Subs. (35-48-4-4.5)		-	-	-	1
	Dissemination of Matter Harmful to Minor (35-49-3-3)		-	-	1	-
	Domestic Battery (35-42-2-1.3)		-	-	-	3
	Driving While Suspended/Oper Veh HTV (9-30-10-16)		-	2	-	4
	Failure to Register as a Sex Offender (11-8-8-17)		-	-	-	1
	Failure to Return to Lawful Detention (35-44-3-5)		-	-	-	1
	Failure to Warn Comm Disease (35-42-1-9)		-	-	-	1
	Fraud (35-43-5-4)		-	1	-	1
	Intimidation (35-45-2-1)		-	-	-	2
	Invasion of Privacy (35-46-1-15.1)		-	-	-	1
	Maintaining a Common Nuisance (35-48-4-13)		-	-	-	1
	Neglect of a Dependent (35-46-1-4)		-	-	-	1
	Non-Support of a Child (35-46-1-5)		-	1	2	11
	Obstruction of Justice (35-44-3-4)		-	-	-	1
	Operating Vehicle Intox-Prior (9-30-5-3)		-	1	2	6
	Operating Vehicle Intoxicated-Endanger (9-30-5-2)		-	-	-	2
	Poss. of Marijuana, Hash Oil, or Hashish (35-48-4-11)		-	-	-	6
	Possession - Syringe/Needle (16-42-19-18)		-	-	-	2
	Possession of Cocaine or Narcotic Drug (35-48-4-6)		-	-	-	4
	Possession of Controlled Substance (35-48-4-7)		-	-	2	2
	Possession of Methamphetamine (35-48-4-6.1)		-	-	2	3
	Possession of Precursors (35-48-4-14.5)		1	1	2	2
	Possession/Use of Legend Drug (16-42-19-13)		-	-	-	1
	Residential Entry (35-43-2-1.5)		-	-	1	-
	Resisting Law Enforcement (35-44-3-3)		-	2	-	4
	Resisting Law Enforcement, Vehicle (35-44.1-3-1A)		-	-	-	1
Sexual Battery (35-42-4-8)		-	-	-	3	
Sexual Misconduct with a Minor (35-42-4-9)		-	1	-	1	
Stalking (35-45-10-5)		-	-	-	1	
Theft, Receiving Stolen Property (35-43-4-2)		2	3	11	32	
Violation-1935 Firearms (35-47-5-4.1)		-	-	-	1	
Welfare Fraud (35-43-5-7)		-	1	-	1	
D Felony Total			3	14	23	116

Felony Level	Primary Offense	Secondary Offense	Jul-18		This Calendar Year	
			SEX		SEX	
			F	M	F	M
Level 1 Felony	Aggravated Battery (35-42-2-1.5)		-	-	1	-
	Aiding, Inducing or Causing an Offense (35-41-2-4)	Murder (35-42-1-1)	-	-	-	3
	Attempt to Commit a Felony (35-41-5-1)	Child Molesting (35-42-4-3)	-	-	-	2
		Murder (35-42-1-1)	-	2	2	12
	Burglary (35-43-2-1)		-	1	1	3
	Child Molesting (35-42-4-3)		-	2	-	42
	Conspiracy (35-41-5-2)		-	-	-	1
		Murder (35-42-1-1)	-	-	1	1
	Neglect of a Dependent/Death (35-46-1-4)		1	-	2	2
	Rape (35-42-4-1)		-	1	-	7
Sex Misconduct w/ Minor (35-42-4-9)		-	-	-	1	
Level 1 Felony			1	6	7	74

Felony Level	Primary Offense	Secondary Offense	Jul-18		This Calendar Year	
			SEX		SEX	
			F	M	F	M
Level 2 Felony	Aiding, Inducing or Causing an Offense (35-41-2-4)	Dealing Methamphetamine (35-48-4-1.1)	-	-	1	-
		Robbery (35-42-5-1)	-	-	-	1
	Attempt to Commit a Felony (35-41-5-1)	Burglary (35-43-2-1)	-	-	-	2
		Dealing Methamphetamine (35-48-4-1.1)	1	-	1	-
		Robbery (35-42-5-1)	-	-	2	1

Felony Level	Primary Offense	Secondary Offense	Jul-18		This Calendar Year	
			SEX		SEX	
			F	M	F	M
Level 2 Felony (cont'd)	Battery (35-42-2-1)		-	-	-	1
	Burglary (35-43-2-1)		1	1	2	25
	Child Molesting (35-42-4-3)		-	-	-	1
	Conspiracy (35-41-5-2)	Burglary (35-43-2-1)	-	1	-	2
		Deal Sched 1,2,3 Sub (35-48-4-2)	-	-	-	1
		Dealing Cocaine or Narcotic Drug (35-48-4-1)	-	-	-	1
		Dealing Methamphetamine (35-48-4-1.1)	-	-	1	4
		Robbery (35-42-5-1)	-	-	-	1
		Criminal Confinement (35-42-3-3)	-	-	-	4
		Dealing Cocaine or Narcotic Drug (35-48-4-1)	1	8	5	64
		Dealing Methamphetamine (35-48-4-1.1)	6	17	24	96
		Dealing Sched I, II, or III Cntrld Sub (35-48-4-2)	-	1	1	2
		Possession - Destruct Device (35-47.5-5-2)	-	1	-	3
		Robbery (35-42-5-1)	-	2	1	17
		Voluntary Manslaughter (35-42-1-3)	1	3	6	13
	Level 2 Felony Total			10	34	44

Felony Level	Primary Offense	Secondary Offense	Jul-18		This Calendar Year		
			SEX		SEX		
			F	M	F	M	
Level 3 Felony	Accident/Failure to Stop-Serious Inj/Death (9-26-1-1.1)		-	2	-	6	
	Aggravated Battery (35-42-2-1.5)		-	8	4	67	
	Aiding, Inducing or Causing an Offense (35-41-2-4)	Criminal Confinement (35-42-3-3)	-	-	1	-	
		Robbery (35-42-5-1)	-	-	1	4	
	Attempt to Commit a Felony (35-41-5-1)	Aggravated Battery (35-42-2-1.5)	-	-	-	1	
		Rape (35-42-4-1)	-	1	-	3	
		Robbery (35-42-5-1)	1	-	3	11	
	Battery (35-42-2-1)		-	1	2	5	
	Burglary (35-43-2-1)		-	2	1	9	
	Child Molesting (35-42-4-3)		-	1	-	21	
	Conspiracy (35-41-5-2)	Dealing Methamphetamine (35-48-4-1.1)	1	-	3	2	
		Robbery (35-42-5-1)	-	1	-	5	
	Criminal Confinement (35-42-3-3)		-	2	3	20	
	Dealing Cocaine or Narcotic Drug (35-48-4-1)		2	5	4	40	
	Dealing Methamphetamine (35-48-4-1.1)		-	4	14	48	
	Dealing Sched I, II, or III Cntrld Sub (35-48-4-2)		-	1	1	2	
	Dealing Sched IV Cntrld Sub (35-48-4-3)		-	-	1	-	
	Human Sexual Trafficking (35-42-3.5-1)		-	-	-	1	
	Kidnapping (35-42-3-2)		-	-	-	4	
	Neglect of a Dependent/Death (35-46-1-4)		1	1	5	9	
	Possession of Cocaine or Narcotic Drug (35-48-4-6)		-	1	1	6	
	Possession of Methamphetamine (35-48-4-6.1)		-	1	3	16	
	Rape (35-42-4-1)		-	5	1	22	
	Resisting Law Enforcement (35-44.1-3-1)		-	-	1	3	
	Robbery (35-42-5-1)		4	20	15	169	
	Level 3 Felony Total			9	56	64	474

Felony Level	Primary Offense	Secondary Offense	Jul-18		This Calendar Year	
			SEX		SEX	
			F	M	F	M
Level 4 Felony	Aiding, Inducing or Causing an Offense (35-41-2-4)	Burglary (35-43-2-1)	1	-	3	3
		Child Molesting (35-42-4-3)	-	-	1	-
	Arson (35-43-1-1)		-	1	2	13
	Attempt to Commit a Felony (35-41-5-1)	Conspiracy (35-41-5-2)	-	-	-	1
		Dealing Methamphetamine (35-48-4-1.1)	-	-	-	1
	Burglary (35-43-2-1)		3	38	32	224
	Child Exploitation (35-42-4-4)		-	1	-	3
	Child Molesting (35-42-4-3)		-	5	-	51
	Child Solicitation (35-42-4-6)		-	1	-	4
	Conspiracy (35-41-5-2)	Arson (35-43-1-1)	-	-	-	1
		Burglary (35-43-2-1)	-	-	-	1
		Conspiracy (35-41-5-2)	-	-	1	1
		Dealing Cocaine or Narcotic Drug (35-48-4-1)	-	1	-	2
		Dealing Methamphetamine (35-48-4-1.1)	-	1	1	6
		Dealing Sched 1,2,3 Sub (35-48-4-2)	-	-	-	1
	Dealing Cocaine or Narcotic Drug (35-48-4-1)		-	7	10	62
	Dealing Methamphetamine (35-48-4-1.1)		3	8	27	84
	Dealing Sched I, II, or III Cntrld Sub (35-48-4-2)		-	1	3	1
	Escape 35-44.1-3-4		-	-	-	1
	Felon in Possession of a Firearm (35-47-4-5)		-	14	1	138
	Human Sexual Trafficking (35-42-3.5-1)		-	-	-	1
	Incest (35-46-1-3)		-	-	-	1
	Manufacturing Meth (35-48-4-1.2)		-	-	1	5
	Operating Vehicle Intoxicated/Death (9-30-5-5)		-	1	2	5
		Habitual Offender Controlled Substance (35-50-2-10)	-	-	-	1
	Pharmacy Robbery (35-42-5-1(b))		-	-	-	1
	Possession of Cocaine or Narcotic Drug (35-48-4-6)		-	3	1	18

Felony Level	Primary Offense	Secondary Offense	Jul-18		This Calendar Year	
			SEX		SEX	
			F	M	F	M
Level 4 Felony (cont'd)	Possession of Dangerous Device (35-44.1-3-7)		-	1	-	1
	Possession of Methamphetamine (35-48-4-6.1)		2	3	9	33
	Robbery (35-42-5-1(1))		-	-	-	1
	Sexual Battery (35-42-4-8)		-	1	-	5
	Sexual Misconduct with a Minor (35-42-4-9)		-	3	5	25
Level 4 Felony Total			9	90	99	695

Felony Level	Primary Offense	Secondary Offense	Jul-18		This Calendar Year	
			F	M	F	M
			Level 5 Felony	Accident/Failure to Stop-Serious Inj/Death (9-26-1-8)		-
Aiding, Inducing or Causing an Offense (35-41-2-4)	Battery (35-42-2-1)	-		-	1	-
	Burglary (35-43-2-1)	-		1	1	2
	Dealing Cocaine or Narcotic Drug (35-48-4-1)	-		-	1	-
	Dealing in Methamphetamine (35-48-4-1.1)	-		1	2	3
Assisting a Criminal (35-44.1-2-5)		-	-	2	1	
Attempt to Commit a Felony (35-41-5-1)	Battery (35-42-2-1)	-	-	-	2	
	Burglary (35-43-2-1)	-	-	-	3	
	Criminal Recklessness (35-42-2-2)	-	-	-	1	
	Escape (35-44.1-3-4)	-	-	2	-	
	Fraud on Financial Institution (35-43-5-8)	-	-	-	1	
	Robbery (35-42-5-1)	-	2	1	6	
	Sexual Misconduct with a Minor (35-42-4-9)	-	-	-	1	
	Theft, Recv Stolen Prop (35-43-4-2)	-	-	-	1	
Auto Theft, Receiving Stolen Parts (35-43-4-2.5)		-	2	-	13	
Battery (35-42-2-1)		3	26	31	186	
Burglary (35-43-2-1)		1	22	8	188	
Child Exploitation (35-42-4-4)		-	-	-	9	
Child Pornography (35-42-4-4(C))		-	-	-	6	
Child Possession of a Firearm (35-47-10-5)		-	1	-	6	
Child Seduction (35-42-4-7)		1	-	2	2	
Child Solicitation (35-42-4-6)		-	-	-	9	
Conspiracy (35-41-5-2)	Battery (35-42-2-1)	-	-	1	-	
	Burglary (35-43-2-1)	-	-	1	2	
	Dealing in Methamphetamine (35-48-4-1.1)	2	-	2	6	
	Fraud on Financial Institution (35-43-5-8)	-	-	-	1	
	Robbery (35-42-5-1)	1	-	1	1	
	Trafficking with an Inmate (35-44.1-3-5)	-	-	2	3	
Controlled Substance Registration (35-48-4-14)		-	-	1	-	
Conversion (35-43-4-3)		-	-	-	1	
Corrupt Business Influence (35-45-6-2)		-	-	10	15	
Criminal Confinement (35-42-3-3)		-	-	-	34	
Criminal Recklessness (35-42-2-2)		-	2	1	20	
DWS/Oper Veh HTV (9-30-19-16)		-	-	-	1	
Dealing Cocaine or Narcotic Drug (35-48-4-1)		1	3	24	72	
Dealing Marijuana, Hash Oil, or Hashish (35-48-4-10)		-	2	1	13	
Dealing Methamphetamine (35-48-4-1.1)		3	13	21	93	
Dealing Sched I, II, or III Cntrld Sub (35-48-4-2)		-	1	3	7	
Dealing Sched IV Cntrld Sub (35-48-4-3)		-	-	1	1	
Dealing in Methamphetamine (35-48-4-1.1)		4	10	39	104	
Dealing/Poss. Look-Alike Subs (35-48-4-4,6)		-	1	1	10	
Disarm/Attempt to Disarm an Officer (35-44.1-3-2)		-	-	1	1	
Domestic Battery (35-42-2-1.3)		1	11	4	88	
Escape (35-44.1-3-4)		1	4	8	26	
Fail to Stop Acc Death (9-26-1-1.1)		-	-	1	3	
Failure to Register as a Sex Offender (11-8-8-17)		-	3	1	42	
Firearm w/in One Mile of School (35-47-2-1)		3	21	5	186	
Fraud on Financial Institution (35-43-5-8)		2	3	9	19	
Incest (35-46-1-3)		-	1	-	7	
Intimidation (35-45-2-1)		-	6	2	38	
Involuntary Manslaughter (35-42-1-4)		-	-	-	2	
Kidnapping (35-42-3-2)		-	-	1	2	
Neglect of a Dependent/Death (35-46-1-4)		4	-	9	2	
Non-Support of Dependent Child (35-46-1-5)		-	-	-	5	
Obliterating Handgun I.D. (35-47-2-18)		-	1	-	5	
Oper Veh Aft Life Susp (9-30-10-17)		2	14	9	140	
Operating Vehicle Intox-Prior (9-30-5-3)		-	-	-	1	
Operating Vehicle Intoxicated/Death (9-30-5-5)		-	1	3	7	
Operating Vehicle Intoxicated/Injury (9-30-5-4)		-	-	2	5	
Possession - Destruct Device (35-47.5-5-2)		-	-	-	1	
Possession - Machine Gun or Bomb (35-47-5-8)		-	-	-	1	
Possession of Cocaine or Narcotic Drug 35-48-4-6		-	3	8	41	
Possession of Precursors (35-48-4-14.5)		-	-	1	2	
Possession of Syringes or Needles (16-42-19-18)		1	3	24	25	
Possession/Use of Legend Drug (16-42-19-13)		-	-	-	2	
Promoting Prostitution (35-45-4-4)		-	-	-	3	
Reckless Homicide (35-42-1-5)		1	1	2	4	
Resisting Law Enforcement (35-44.1-3-1)		-	-	-	2	
Robbery (35-42-5-1)		2	11	7	64	
Sexual Misconduct with Service Provider (35.44.1-3-10)		-	-	-	1	

Felony Level	Primary Offense	Secondary Offense	Jul-18		This Calendar Year	
			SEX		SEX	
			F	M	F	M
Level 5 Felony (cont'd)	Sexual Misconduct with a Minor (35-42-4-9)		-	4	-	19
	Stalking (35-45-10-5)		-	-	-	7
	Theft, Receiving Stolen Property (35-43-4-2)		-	-	5	5
	Trafficking with an Inmate (35-44.1-3-5)		-	1	9	10
	Vicarious Sexual Gratification (35-42-4-5)		-	-	-	1
Level 5 Felony Total			33	175	272	1594

Felony Level	Primary Offense	Secondary Offense	Jul-18		This Calendar Year		
			SEX		SEX		
			F	M	F	M	
Level 6 Felony	Aiding in Manufacture of Sch II Cont Subst (35-48-4-2)		1	-	1	-	
	Assisting a Criminal (35-44.1-2-5)		-	-	2	-	
	Attempt to Commit a Felony (35-41-5-1)	Auto Theft, Receiving Stolen Parts (35-43-4-2.5)	-	-	-	1	
		Theft, Receiving Stolen Property (35-43-4-2)	-	-	-	1	
	Auto Theft, Receiving Stolen Parts (35-43-4-2.5)		-	3	3	24	
	Battery 35-42-2-1		1	1	5	19	
	Check Fraud (35-43-5-12)		-	-	-	2	
	Child Exploitation (35-42-4-4)		-	-	-	1	
	Contrib Delinquency (35-46-1-8)		-	-	-	1	
	Controlled Substance Registration (35-48-4-14)		-	-	-	1	
	Criminal Confinement (35-42-3-3)		-	-	-	4	
	Criminal Confinement (35-42-3-3)		1	2	3	27	
	Criminal Mischief (35-43-1-2)		-	-	-	1	
	Criminal Recklessness (35-42-2-2)		-	1	2	8	
	Criminal Trespass (35-43-2-2)		-	-	-	1	
	Dealing Marijuana, Hash Oil, or Hashish (35-48-4-10)		-	-	-	1	
	Dealing Marijuana, Hash Oil, or Hashish (35-48-4-2A-1)		-	-	-	1	
	Dealing Sched IV Cntrlrd Sub (35-48-4-3)		-	-	-	1	
	Dealing/Poss. Look-Alike Subs (35-48-4-10.5)		-	-	-	2	
	Dealing/Poss. Look-Alike Subs (35-48-4-11.5)		-	-	-	4	
	Escape 35-44.1-3-4		5	5	18	36	
	Fail to Reg Sex Off (11-8-8-17)		-	-	-	4	
	Failure to Appear (35-44.1-2-9)		-	-	1	1	
	Forgery, Counterfeiting, Application Fraud (35-43-5-2)		1	1	3	5	
	Habitual Offender (35-50-2-8)		-	-	1	-	
	Home Improvement Fraud (35-43-6-12)		-	-	-	1	
	Identity Deception (35-43-5-3.5)		-	-	1	1	
	Insurance Fraud (35-43-5-4.5)		-	2	-	8	
	Intimidation (35-45-2-1)		-	1	1	4	
	Invasion of Privacy (35-46-1-15.1)		-	2	1	6	
	Kidnapping (35-42-3-2)		-	-	-	1	
	Maintain Common Nuisance (35-45-2-1(c))		-	1	-	2	
	Maintaining Common Nuisance (35-48-4-13)		-	-	4	8	
	Neglect of a Dependent/Death (35-46-1-4)		1	-	6	2	
	Non-Support of Dependent Child (35-46-1-5)		-	2	-	7	
	Obstruction of Justice (35-44.1-2-2)		-	-	1	2	
	Oper Vehicle-Intox-Prev Conv (9-30-5-3)		-	-	1	7	
		Habitual Offender Controlled Substance (35-50-2-10)	-	3	-	6	
	Operating Vehicle Intoxicated-Contrlrd Sub (9-30-5-1)		-	-	2	2	
	Operating Vehicle Intoxicated-Endanger (9-30-5-2)		-	2	6	12	
		Habitual Offender Controlled Substance (35-50-2-10)	1	1	2	10	
	Operating Vehicle-Habitual Violation (9-30-10-16)		-	-	3	3	
		Habitual Offender Controlled Substance (35-50-2-10)	-	-	-	1	
	Pointing a Firearm (35-47-4-3)		-	-	-	1	
	Poss Precursors (35-48-4-14.5)		-	-	1	1	
	Possession Sched IV Cntrlrd Sub w/in 1,000 ft (35-48-4-7)		-	1	-	2	
	Possession of Cocaine or Narcotic Drug (35-48-4-6)		1	3	11	21	
	Possession of Marijuana (35-48-4-11)		-	1	-	2	
	Possession of Methamphetamine (35-48-4-6.1)		2	12	27	86	
	Possession of Syringes or Needles (16-42-19-18)		1	3	13	28	
	Possession or Use of Legend Drug (16-42-19-13)		-	-	-	2	
	Residential Entry (35-43-2-1.5)		-	1	4	8	
	Resisting Law Enforc (35-44.1-3-1)		-	7	4	19	
	Sexual Misconduct with a Minor (35-42-4-9)		-	1	-	1	
	Stalking (35-45-10-5)		-	-	-	1	
	Strangulation (35-42-2-9)		-	1	-	10	
	Synthetic ID Deception (35-43-5-3.8)		-	-	1	1	
	Theft, Receiving Stolen Property (35-43-4-2)		2	7	28	75	
	Level 6 Felony Total			17	64	156	487

Felony Level	Primary Offense	Secondary Offense	Jul-18		This Calendar Year	
			SEX		SEX	
			F	M	F	M
Habitual Offender	Habitual Offender (35-50-2-8)		-	-	-	1
Habitual Offender Total			0	0	0	1

Felony Level	Primary Offense	Secondary Offense	Jul-18		This Calendar Year	
			SEX		SEX	
			F	M	F	M
Murder	Murder (35-42-1-1)		-	6	5	49
		Firearm Enhancement (35-50-2-11)	-	-	-	1
Murder Total			0	6	5	50
			Jul-18		This Calendar Year	
			SEX		SEX	
			F	M	F	M
Grand Total			87	515	788	4384

Note: Offense data may not be available for all offenders at the time this table was prepared.
Only new commitments and probation violations are reported on this table.
Parole and Community Transition Program violators are excluded on this table.
Source: SAS - all.citations_mso.pgm

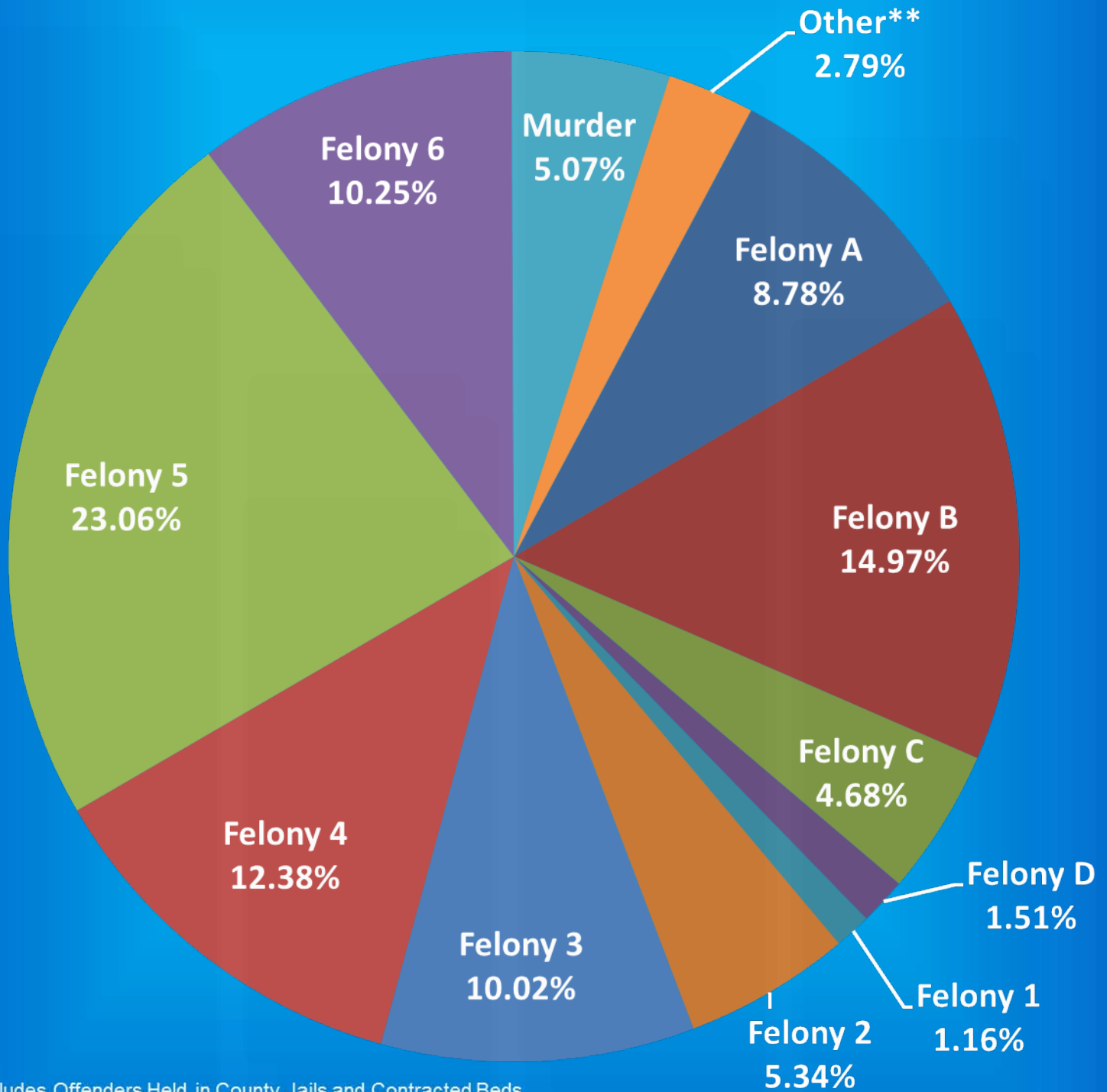
Indiana Department of Correction

Graph A

Female Population by Most Serious Offense Felony Level*

August 01, 2018

N = 2,511



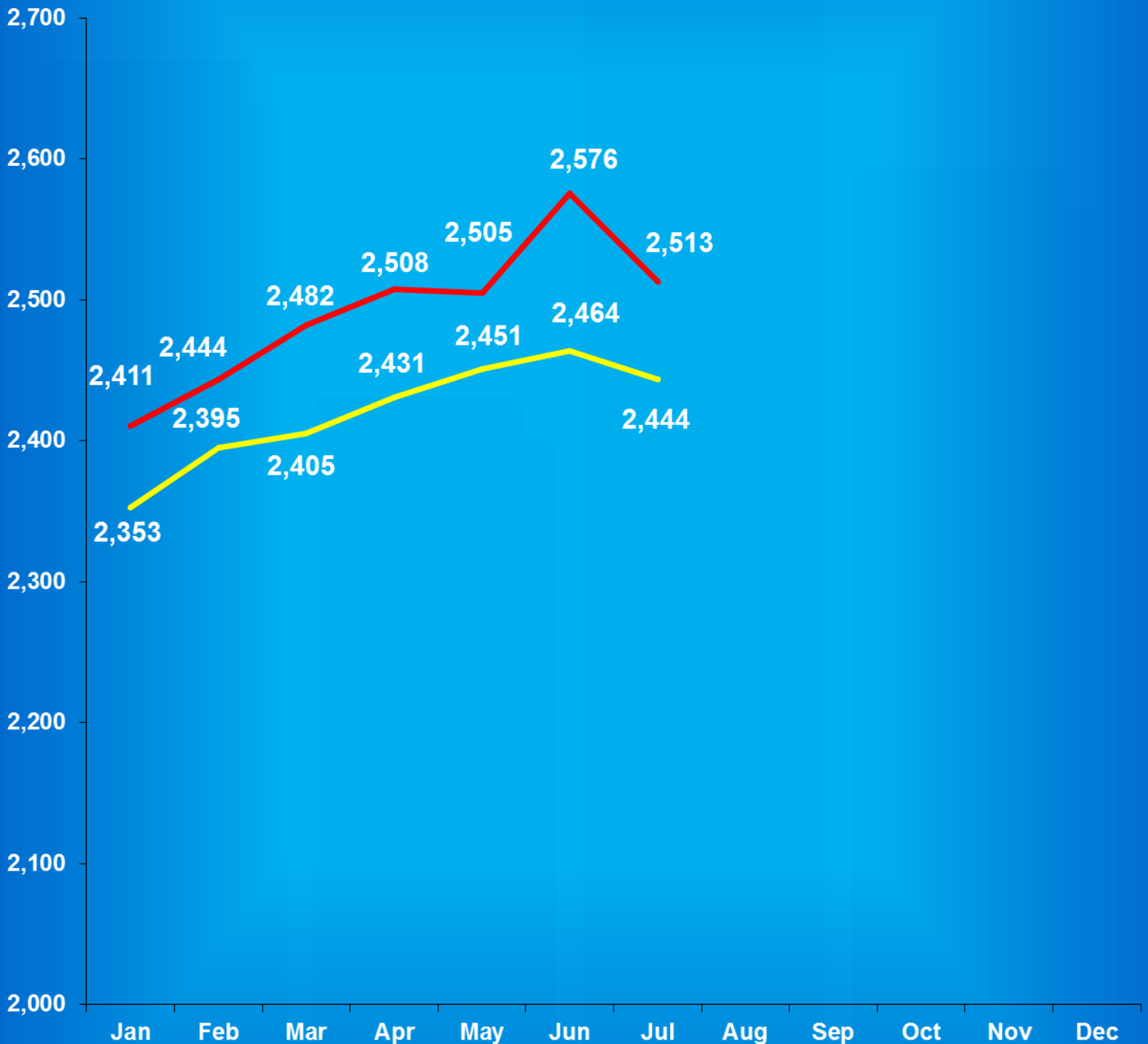
• Includes Offenders Held in County Jails and Contracted Beds

** Other includes Safekeepers, Predispositions, Habitual Offenders, Misdemeanants, and Unknowns

Indiana Department of Correction

Graph B

Average Daily Adult Female Offender Populations Calendar Year 2018



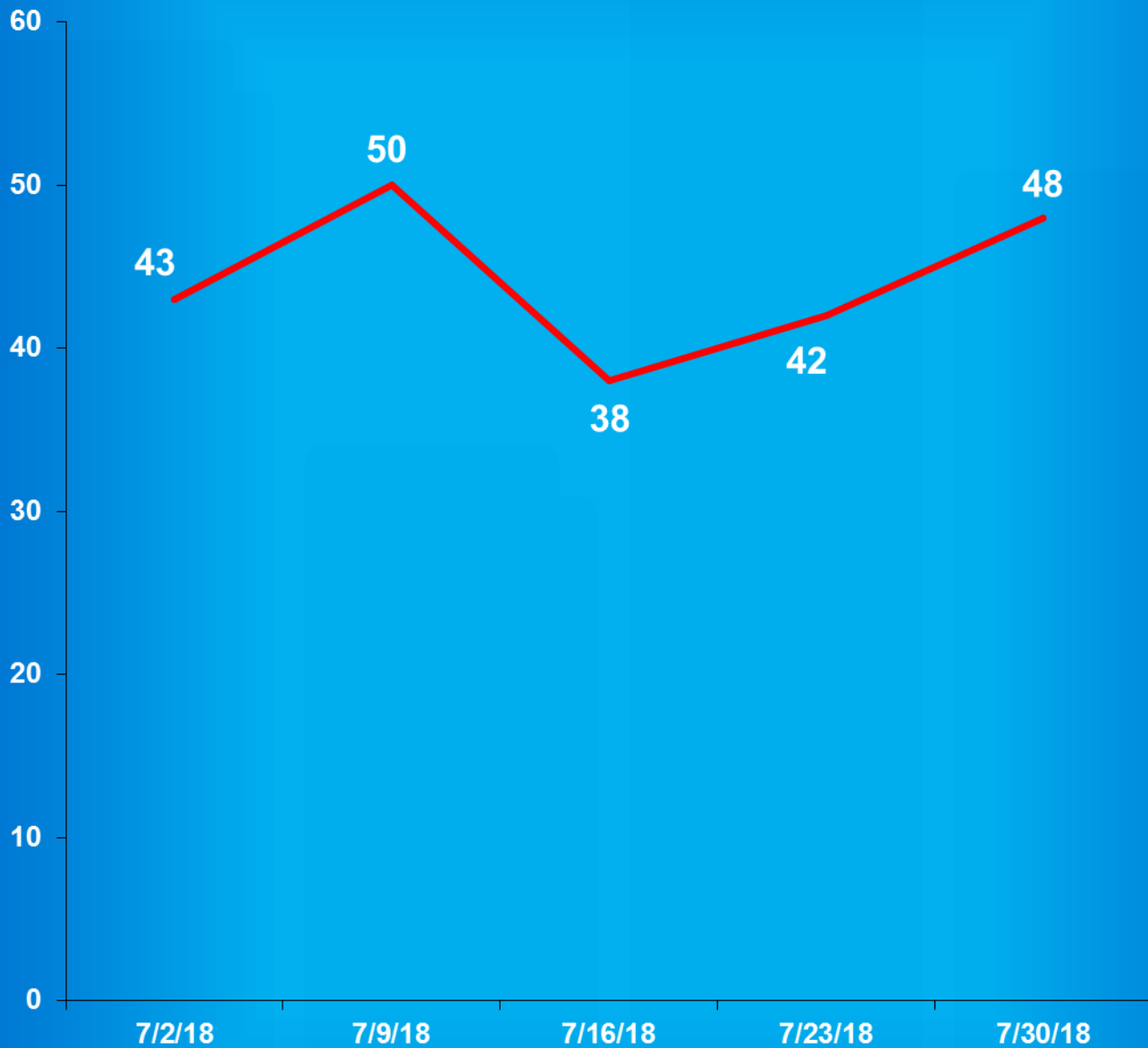
— Includes County Jail/Contract Beds — Excludes County Jail/Contract Beds

Indiana Department of Correction

Graph C

Adult Females Held in County Jails

July 2018



- Offenders held in county jails are newly sentenced offenders with completed court documents who are awaiting transfer to a DOC facility.

- Jail counts are a dynamic number that are affected by a variety of factors, including; sentencing trends, available DOC beds, and intake process completion.

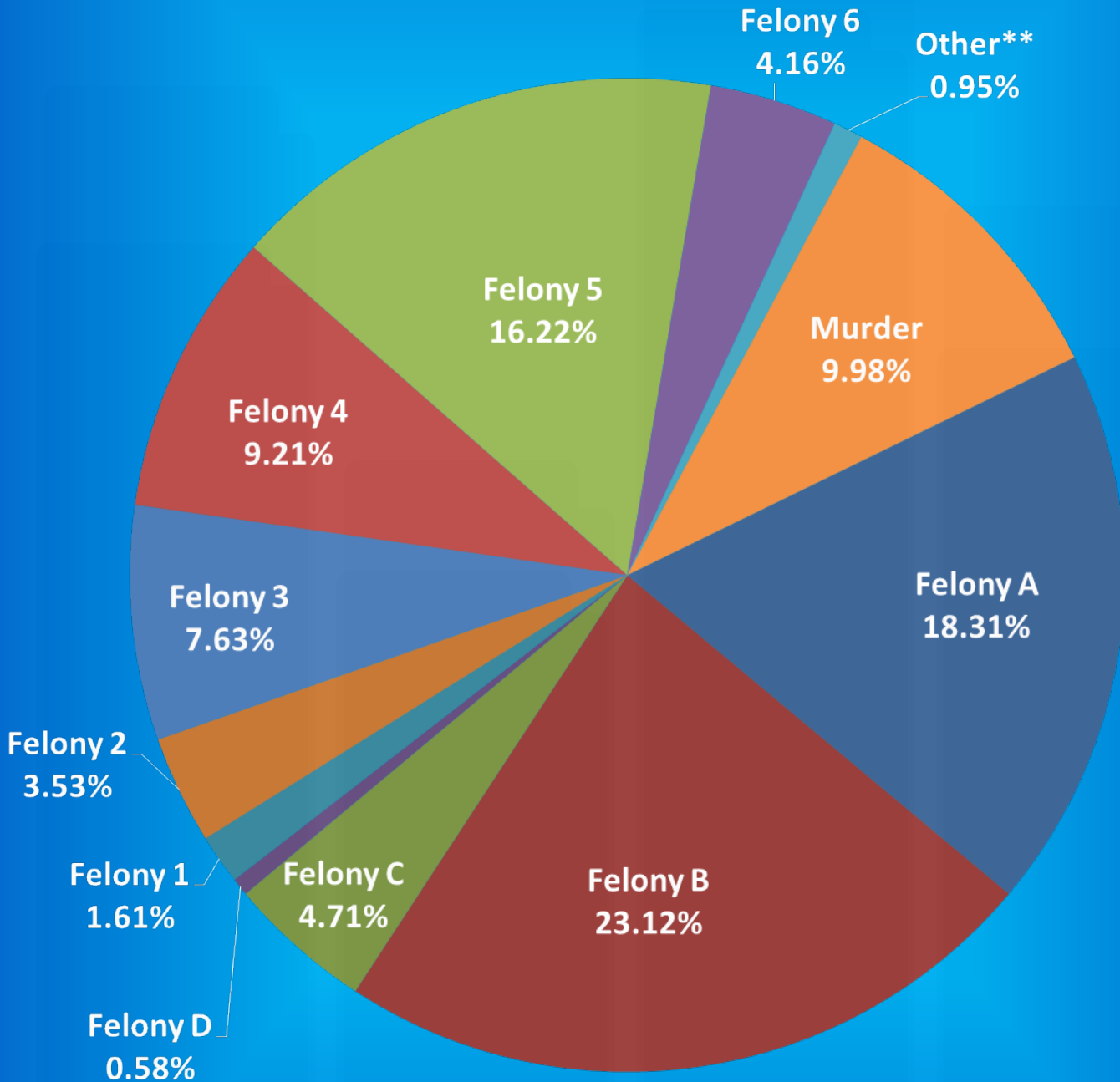
Indiana Department of Correction

Graph D

Male Population by Most Serious Offense Felony Level*

August 01, 2018

N = 23,986



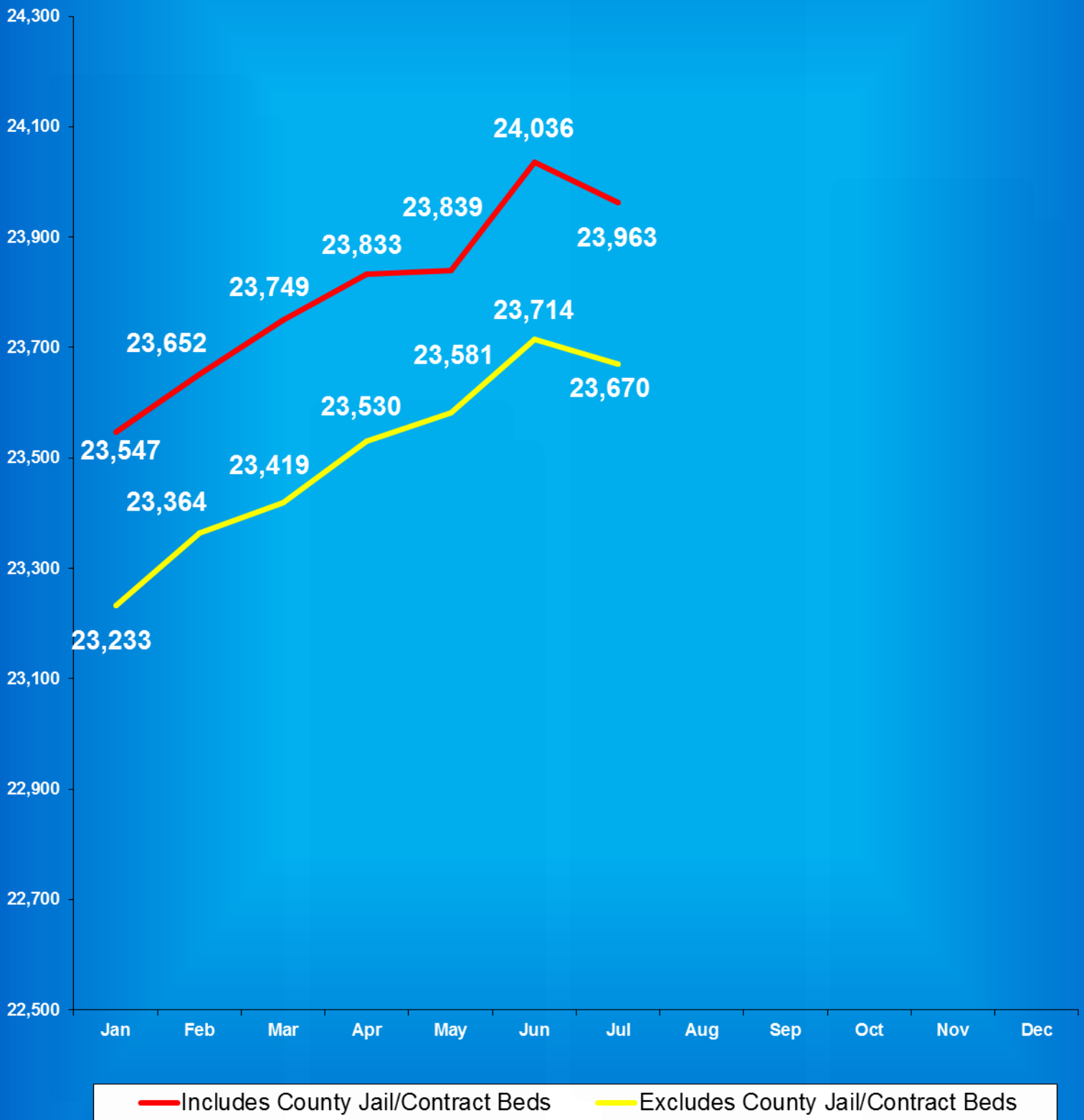
• Includes Offenders Held in County Jails and Contracted Beds

** Other includes Safekeepers, Predispositions, Habitual Offenders, Misdemeanants, and Unknowns

Indiana Department of Correction

Graph E

Average Daily Adult Male Offender Populations Calendar Year 2018

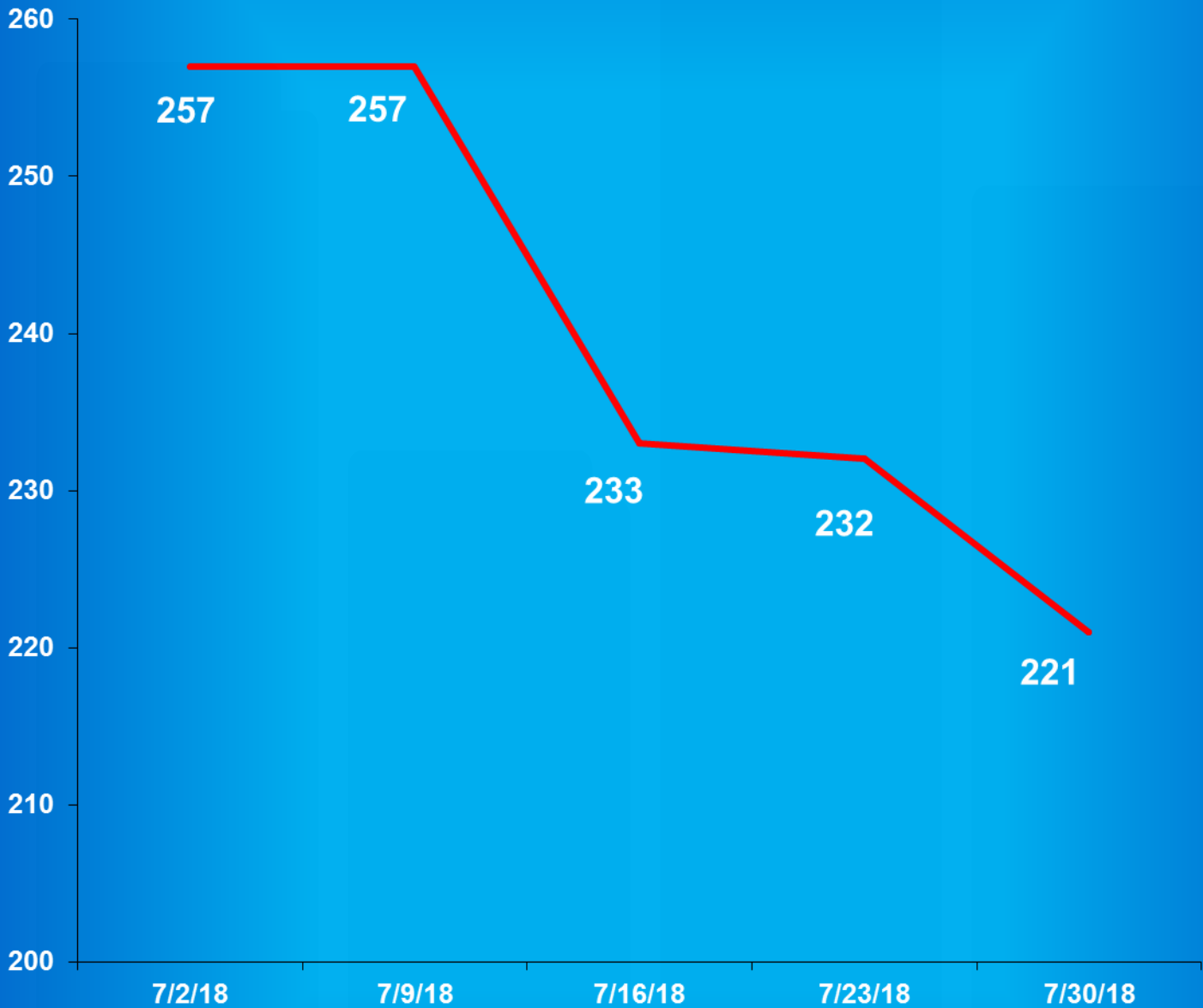


Indiana Department of Correction

Graph F

Adult Males Held in County Jails

July 2018



- Offenders held in county jails are newly sentenced offenders with completed court documents who are awaiting transfer to a DOC facility.

- Jail counts are a dynamic number that are affected by a variety of factors, including; sentencing trends, available DOC beds, and intake process completion.



Juvenile Offender Statistics



Indiana Department Of Correction
Table 13
Monthly Facility Admissions and Releases

Juvenile Offenders
July 2018

Admissions of All Juvenile Males

New Commitment	Re-Commitment	Parolee Return	Return From Escape	Diagnostics/Walk-Thrus
23	6	2	0	6

Releases of All Juvenile Males

Discharge	Parole	Escape	Diagnostics/Walk-Thrus
27	10	0	5

Admissions of All Juvenile Females

New Commitment	Re-Commitment	Parolee Return	Return From Escape	Diagnostics/Walk-Thrus
10	2	0	0	1

Releases of All Juvenile Females

Discharge	Parole	Escape	Diagnostics/Walk-Thrus
4	3	0	0

Sources:

SAS - mnthadm4_pgm_tbl13.pgm

SAS - mnthext4_pgm_tbl13.pgm

Indiana Department of Correction

Table 14

New Admissions by County of Commitment - Juveniles

July 2018

County	Admission Type			County	Admission Type		
	New Commits	Re Commits	Total		New Commits	Re Commits	Total
Adams	1	0	1	Madison	0	0	0
Allen	1	2	3	Marion	2	2	4
Bartholomew	0	0	0	Marshall	0	0	0
Benton	0	0	0	Martin	0	0	0
Blackford	0	0	0	Miami	0	0	0
Boone	0	0	0	Monroe	0	0	0
Brown	0	0	0	Montgomery	0	0	0
Carroll	0	0	0	Morgan	0	0	0
Cass	1	0	1	Newton	0	0	0
Clark	0	0	0	Noble	2	0	2
Clay	0	0	0	Ohio	0	0	0
Clinton	0	1	1	Orange	0	0	0
Crawford	0	0	0	Owen	0	0	0
Daviess	0	0	0	Parke	0	0	0
Dearborn	1	0	1	Perry	0	0	0
Decatur	0	0	0	Pike	0	0	0
DeKalb	0	0	0	Porter	1	0	1
Delaware	0	0	0	Posey	0	0	0
Dubois	1	1	2	Pulaski	0	0	0
Elkhart	1	0	1	Putnam	1	0	1
Fayette	0	0	0	Randolph	1	0	1
Floyd	0	0	0	Ripley	0	0	0
Fountain	1	0	1	Rush	0	0	0
Franklin	0	0	0	St. Joseph	4	0	4
Fulton	0	0	0	Scott	0	0	0
Gibson	0	0	0	Shelby	2	0	2
Grant	0	0	0	Spencer	0	0	0
Greene	0	0	0	Starke	0	0	0
Hamilton	2	0	2	Steuben	0	0	0
Hancock	0	0	0	Sullivan	0	0	0
Harrison	0	0	0	Switzerland	0	0	0
Hendricks	0	0	0	Tippecanoe	0	1	1
Henry	0	0	0	Tipton	0	0	0
Howard	1	0	1	Union	0	0	0
Huntington	0	0	0	Vanderburgh	2	0	2
Jackson	0	0	0	Vermillion	0	0	0
Jasper	1	0	1	Vigo	1	1	2
Jay	0	0	0	Wabash	1	0	1
Jefferson	0	0	0	Warren	0	0	0
Jennings	0	0	0	Warrick	0	0	0
Johnson	0	0	0	Washington	0	0	0
Knox	1	0	1	Wayne	1	0	1
Kosciusko	0	0	0	Wells	0	0	0
LaGrange	0	0	0	White	0	0	0
Lake	2	0	2	Whitley	0	0	0
LaPorte	0	0	0	Unknown	0	0	0
Lawrence	1	0	1	Totals	33	8	41

This data is based on most serious offense and excludes parole violations.

Source: Mnthadm4_pgm_tbl14.pgm

Indiana Department of Correction

Table 15

Monthly Releases by County of Commitment - Juveniles

July 2018

County	Release Type			County	Release Type		
	Discharge	Parole	Total		Discharge	Parole	Total
Adams	0	0	0	Madison	0	0	0
Allen	0	0	0	Marion	1	2	3
Bartholomew	0	0	0	Marshall	2	0	2
Benton	0	0	0	Martin	0	0	0
Blackford	0	0	0	Miami	0	0	0
Boone	0	0	0	Monroe	0	0	0
Brown	0	0	0	Montgomery	0	1	1
Carroll	0	0	0	Morgan	0	0	0
Cass	0	0	0	Newton	0	0	0
Clark	0	0	0	Noble	0	0	0
Clay	0	0	0	Ohio	0	0	0
Clinton	2	0	2	Orange	0	0	0
Crawford	0	0	0	Owen	0	0	0
Daviess	0	0	0	Parke	0	0	0
Dearborn	0	0	0	Perry	0	0	0
Decatur	0	1	1	Pike	0	0	0
DeKalb	0	0	0	Porter	3	1	4
Delaware	3	0	3	Posey	0	0	0
Dubois	0	0	0	Pulaski	0	0	0
Elkhart	1	2	3	Putnam	0	0	0
Fayette	0	0	0	Randolph	0	0	0
Floyd	0	0	0	Ripley	0	0	0
Fountain	0	0	0	Rush	0	0	0
Franklin	0	0	0	St. Joseph	3	1	4
Fulton	0	0	0	Scott	0	0	0
Gibson	0	0	0	Shelby	0	0	0
Grant	0	0	0	Spencer	0	0	0
Greene	0	0	0	Starke	0	1	1
Hamilton	0	0	0	Steuben	1	1	2
Hancock	1	0	1	Sullivan	0	0	0
Harrison	0	0	0	Switzerland	0	0	0
Hendricks	1	0	1	Tippecanoe	0	0	0
Henry	0	1	1	Tipton	0	0	0
Howard	2	0	2	Union	0	0	0
Huntington	0	0	0	Vanderburgh	2	2	4
Jackson	0	0	0	Vermillion	0	0	0
Jasper	0	0	0	Vigo	1	0	1
Jay	0	0	0	Wabash	0	0	0
Jefferson	0	0	0	Warren	0	0	0
Jennings	0	0	0	Warrick	0	0	0
Johnson	0	0	0	Washington	0	0	0
Knox	0	0	0	Wayne	0	0	0
Kosciusko	0	0	0	Wells	1	0	1
LaGrange	0	0	0	White	0	0	0
Lake	4	0	4	Whitley	0	0	0
LaPorte	1	0	1	Unknown	0	0	0
Lawrence	2	0	2	Totals	31	13	44

Some discharges may be releases to County Probation - data is unable to be separated.

Diagnostics and Escapes are excluded.

Source: Mnthext4_pgm_tbl15.pgm

Indiana Department of Correction
Table 16
Total Number of Committing Offenses for Juveniles
Committed to the Indiana Department of Correction

July 2018

OFFENSE (Citation Code)	NUMBER OF OFFENSES			
	This Month		This Calendar Year	
LEVEL I	Female	Male	Female	Male
Aggravated Battery (35-42-2-1.5)	0	0	0	1
Arson (35-43-1-1)	0	0	0	2
Battery (35-42-2-1)	1	1	6	16
Battery by Bodily Waste (35-42-2-6)	0	0	0	1
Burglary (35-43-2-1)	0	6	0	24
Carjacking (35-42-5-2)	0	0	0	0
Carrying Handgun w/o License (35-47-2-1)	0	3	0	6
Changing, Altering, Removing, Obliterating ID of Handgun (35-47-2-18)	0	0	0	0
Child Exploitation (35-42-4-4)	0	0	0	1
Child Molesting (35-42-4-3)	0	1	0	6
Child Seduction (35-42-4-7)	0	0	0	0
Child Selling (35-46-1-4)	0	0	0	0
Child Solicitation (35-42-4-6)	0	0	0	0
Child in Possession of Handgun (35-47-10-5)	0	0	0	4
Consumer Product Tampering (35-45-8-3)	0	0	0	0
Criminal Confinement (35-42-3-3)	0	0	0	3
Criminal Deviate Conduct (35-42-4-2)	0	0	0	0
Criminal Gang Intimidation (35-45-9-4)	0	0	0	0
Criminal Gang Recruitment	0	0	0	0
Criminal Recklessness (35-42-2-2)	0	0	1	8
Dangerous Possession of a Firearm (35-47-10-5)	0	2	0	23
Dealing in a Sawed-Off Shotgun (35-47-5-4.1)	0	0	0	0
Distribution of a Destructive Device (IC 35-47.5-5-5)	0	0	0	0
Domestic Battery (35-42-2-1.3)	1	0	2	6
Driving While Intoxicated Resulting in Death (9-30-5-5)	0	0	0	0
False Application for Handgun (35-47-2-8)	0	0	0	0
False, Altering Handgun License (35-47-2-22)	0	0	0	0
Feticide (35-42-1-6)	0	0	0	0
Handgun, False ID (35-47-2-17)	0	0	0	0
Incest (35-46-1-3)	0	0	0	0
Interference with Custody (35-42-3-4)	0	0	0	0
Intimidation (35-45-2-1)	0	0	0	0
Involuntary Manslaughter (35-42-1-4)	0	0	0	0
Kidnapping (35-42-3-2)	0	0	0	0
Murder (35-42-1-1)	0	0	0	0
Neglect of a Dependent (35-46-1-4)	0	0	0	0
Operation of a Machine Gun/Hurling a Bomb (35-47-5-9)	0	0	0	0
Overpass Mischief (35-42-2-5)	0	0	0	0
Pointing a Firearm (35-47-4-3)	0	1	0	4
Possession of Firearm on School Property (35-47-9-2)	0	1	0	3
Possession of a Machine Gun or Bomb (35-47-5-9)	0	0	0	0
Rape (35-42-4-1)	0	0	0	3
Reckless Homicide (35-42-1-5)	0	0	0	1
Resisting Law Enforcement (35-44-3-3)	0	0	0	0
Robbery (35-42-5-1)	1	3	2	22
Sell, Manufacture, Possess, Purchase Explosive (35-47-5-1)	0	0	0	0
Sell, Transfer, HIV Blood (35-42-1-7)	0	0	0	0
Selling, Transferring, Giving Handgun to Under 18 (35-47-2-7)	0	0	0	0
Sexual Battery (35-42-4-8)	0	1	0	4
Sexual Misconduct (35-44-1-5)	0	0	0	0
Sexual Misconduct with a Minor (35-42-4-9)	0	0	0	1

LEVEL I (cont'd)**NUMBER OF OFFENSES**

	This Month		This Calendar Year	
	Female	Male	Female	Male
Stalking (35-45-10-5)	0	0	0	0
Strangulation (35-42-2-9)	0	0	0	1
Unlawful Delivery of Confiscated Firearm (35-47-3-4)	0	0	0	0
Unlawful Use of Body Armor (35-47-5-13)	0	0	0	0
Unlawful Use of Stun Gun (35-47-8-5)	0	0	0	0
Vicarious Sexual Gratification (35-42-4-5)	0	0	0	0
Voluntary Manslaughter (35-42-1-3)	0	0	0	0
Sub-Total	3	19	11	140

LEVEL II

Assisting a Criminal (35-44-3-2)	0	0	0	0
Chinese Throwing Star (35-47-5-12)	0	0	0	0
Criminal Gang Activity (35-45-9-3)	0	0	0	0
Criminal Recklessness (35-42-2-2)	0	0	0	0
Dealing Anabolic Steroid (16-42-19-27)	0	0	0	0
Dealing Methamphetamine (35-48-4-1.1)	0	0	0	1
Dealing in Cocaine or Narcotic Drug (35-48-4-1)	0	0	0	0
Dealing in Marijuana, Hash Oil, or Hashish (35-48-4-10)	0	0	0	1
Dealing in a Schedule I, II, or III Controlled Substance (35-48-4-2)	0	0	0	2
Dealing in a Schedule IV Controlled Substance (35-48-4-3)	0	0	0	0
Dealing in a Schedule V Controlled Substance (35-48-4-4)	0	0	0	0
Dealing in a Substance Represented to be a Controlled Substance (35-48-4-4.5)	0	0	0	0
Delivery of Weapon to Intoxicated Person (35-47-4-1)	0	0	0	0
Disarming Law Enforcement Officer (35-44.1-3-2)	0	0	0	0
Escape/Failure to Return to Lawful Detention (35-44-3-5)	1	1	8	6
Inmate w/ Deadly Weapon (35-44.1-3-7)	0	0	0	0
Interference with Custody (35-42-3-4)	0	0	0	0
Intimidation (35-45-2-1)	2	4	6	24
Knife with Automatic Blade (35-47-5-2)	0	0	0	0
Loan Sharking (35-45-7-2)	0	0	0	0
Maintaining a Common Nuisance (35-48-4-13)	0	0	0	0
Manufacture, Distribution, Possession of a Substance Represented to be a Controlled Substance (35-48-4-4.6)	0	0	0	0
Neglect of a Dependent (35-46-1-4)	0	0	0	0
Poss Precursors w/ Intent to Manufacture Etc. (35-48-4-14.5)	0	0	0	0
Possession of a Controlled Substance (35-48-4-7)	0	0	0	0
Possession of a Knife on School Property (35-47-5-2.5)	0	0	0	1
Promoting Prostitution (35-45-4-4)	0	0	0	0
Purchase, Possession or Sale of Stun Gun (35-47-8-5)	0	0	0	0
Resisting Law Enforcement (35-44-3-3)	0	0	0	8
Rioting with a Deadly Weapon (35-45-1-2)	0	0	0	0
Sale, Possession, Use of Legend Drug (16-42-19-27)	0	0	0	0
Sexual Misconduct with a Minor (35-42-4-9)	0	0	0	0
Stalking (35-45-10-5)	0	0	0	0
Trafficking with an Inmate (35-44-3-9)	0	0	0	0
Use of Stun Gun in Commission of a Crime (35-47-8-5)	0	0	0	0
Sub-Total	3	5	14	43

LEVEL III

Accident /Failure to Stop (9-26-1-8)	0	0	0	0
Accident, Property Damage with Injury (9-26-1-8)	0	0	0	0
Altering or Damaging Computer (35-43-1-4)	0	0	0	0
Auto Theft, Receiving Stolen Parts (35-43-4-2.5)	1	1	2	16
Battery (35-42-2-1)	4	3	15	33
Battery by Bodily Waste (35-42-2-6)	0	0	0	1
Beastiality	0	0	0	0
Bribery (35-44-1-1)	0	0	0	0
Burglary (35-43-2-1)	0	0	0	0
Check Deception (35-43-5-5)	0	0	0	1

NUMBER OF OFFENSES

LEVEL III (cont'd)	This Month		This Calendar Year	
	Female	Male	Female	Male
Check Fraud (35-43-5-12)	0	0	0	0
Child Exploitation (35-42-4-4)	0	0	0	0
Controlled Substance Registration (35-48-4-14)	0	0	0	0
Conversion (35-43-4-3)	0	1	2	3
Criminal Mischief (35-43-1-2)	1	2	4	29
Criminal Recklessness (35-42-2-2)	0	0	1	0
Criminal Trespass (35-43-2-2)	0	0	1	8
Dealing in Altered Property (35-43-4-2.3)	0	0	0	0
Dealing in Marijuana, Hash Oil, or Hashish (35-48-4-10)	0	0	0	0
Dealing in Paraphernalia (35-48-4-8.5)	0	0	0	0
Dealing in a Schedule IV Controlled Substance (35-48-4-3)	0	0	0	0
Distribution of Material Harmful to Minor (35-49-3-3)	0	0	0	0
Escape/Failure to Return to Lawful Detention (35-44-3-5)	2	0	7	32
Failure to Appear (35-44-3-6)	0	0	0	0
False Reporting (35-44-2-2)	0	0	0	2
Forgery (35-43-5-2)	0	0	0	0
Fraud (35-43-5-4)	0	0	0	1
Fraud on Financial Institution (35-45-5-8)	0	0	0	0
Home Improvement Fraud (35-43-6-13)	0	0	0	0
Identity Deception (35-43-5-3.5)	0	0	0	1
Interference with Custody (35-42-3-4)	0	0	0	0
Interference with Reporting Crime (35-42-2-5)	0	0	0	0
Invasion of Privacy (35-46-1-15.1)	0	0	0	0
Kill Domestic Animal	0	0	0	0
Manufacture of Paraphernalia (35-48-4-8.1)	0	0	0	0
Nonsupport of Child (35-46-1-5)	0	0	0	0
Nonsupport of Spouse (35-46-1-6)	0	0	0	0
Obscene Performance (35-49-3-1)	0	0	0	0
Obstructing Fireman (35-44-3-8)	0	0	0	0
Obstructing Traffic (35-42-2-4)	0	0	0	0
Obstruction of Justice (35-44-3-4)	0	0	0	0
Operating Vehicle After Lifetime Forfeiture (9-30-10-17)	0	0	0	0
Operating Vehicle While Intoxicated (9-30-5-4)	0	0	0	0
Operating Vehicle While Intoxicated with Prior (9-30-5-3)	0	0	0	0
Patronizing a Prostitute (35-45-4-3)	0	0	0	0
Perjury (35-44-2-1)	0	0	0	0
Possession of Cocaine or Narcotic Drug (35-48-4-6)	0	0	0	1
Possession of Marijuana, Hash Oil, or Hashish (35-48-4-11)	0	0	0	0
Possession of Methamphetamines (35-48-4-6.1)	0	0	0	1
Possession of Paraphernalia (35-48-4-8.3)	0	0	0	0
Possession of a Controlled Substance (35-48-4-7)	0	0	0	2
Possession of a Syringe (16-42-19-18)	0	0	0	0
Possession/Use of Legend Drug (16-42-19-13)	0	0	0	0
Professional Gambling (35-45-5-3)	0	0	0	0
Profiting from Adoption (35-46-1-9)	0	0	0	0
Promoting Professional Gambling (35-45-5-4)	0	0	0	0
Promoting Prostitution (35-45-4-4)	0	0	0	0
Prostitution (35-45-4-2)	0	0	0	0
Public Indecency (35-45-4-1)	0	0	0	1
Public Nudity (35-45-4-1.5)	0	0	0	0
Railroad Mischief (35-42-2-5.5)	0	0	0	0
Receiving Stolen Auto Parts (35-43-4-2.5)	0	0	0	5
Receiving Stolen Property (35-43-4-2)	0	0	0	0
Residential Entry (35-43-2-1.5)	0	0	1	5
Resisting Law Enforcement (35-44-3-3)	2	5	8	29
Rioting (35-45-1-2)	0	0	0	1
Sale, Possession, Use of Legend Drug (16-42-19-27)	0	0	0	0
Selling, Distributing, Exhibiting Obscene Material (35-49-3-1)	0	0	0	0
Stalking (35-45-10-5)	0	0	0	0
Synthetic Drug (35-48-4-11.5)	0	0	0	0

NUMBER OF OFFENSES

LEVEL III (cont'd)	This Month		This Calendar Year	
	Female	Male	Female	Male
Theft (35-43-4-2)	1	5	5	52
Torture or Mutilation of Animal (35-46-3-12)	0	0	0	0
Trafficking with an Inmate (35-44-3-9)	0	0	0	0
Unauthorized Possession of Prescription Form (35-48-4-14)	0	0	0	0
Unlawful Entry of Motor Vehicle (35-43-4-2.7)	0	0	0	0
Voyeurism (35-45-4-5)	0	0	0	0
Welfare Fraud (35-43-5-7)	0	0	0	0
Sub-Total	11	17	46	224

LEVEL IV

Absence From Home Detention (35-38-2.5-10)	0	0	0	1
Accident/Failure to Stop (9-26-1-8)	1	0	1	3
Alcohol Violation (31-37-2-6)	0	0	0	1
Animal Cruelty (35-46-3-12)	0	0	0	0
Assisting a Criminal (35-44-3-2)	0	0	0	0
Beats Vertebrate Animal (35-46-3-12)	0	0	0	2
Check Deception (35-43-5-5)	0	0	0	0
Common Nuisance (35-48-4-13)	1	0	1	2
Computer Trespassing (35-43-2-3)	0	0	0	0
Counterfeiting Auto Registration (9-18-2-42)	0	0	0	0
Counterfeiting a Driver's License (9-24-18-7)	0	0	0	0
Curfew Violation (31-37-2-5)	0	0	0	2
Deception (35-43-5-3)	0	0	0	0
Deer Outside Hours (14-22-6-1)	0	0	0	0
Deer w/ Illegal Device (14-22-6-1)	0	0	0	0
Disorderly Conduct (35-45-1-3)	0	0	2	13
Dissemination of Material Harmful to Minor (35-49-3-3)	0	0	0	0
Driving While Intoxicated (9-11-2-3)	0	0	0	0
Driving with Suspended License (9-24-19-2)	0	0	0	0
Exploitation of Dependent/Endangered Adult (35-46-1-12)	0	0	0	0
Failure to Appear (35-44-3-6)	0	0	0	0
Failure to Disclose Recruitment (35-46-4-4)	0	0	0	0
Failure to Respond to Summons (35-44-3-6.5)	0	0	0	0
False Auto Registration (9-18-2-44)	0	0	0	0
False Identity Statement (35-44-2-6)	0	0	1	0
False Informing (35-44-2-2)	0	0	1	3
Flag Desecration (35-45-1-4)	0	0	0	0
Glue Sniffing (35-46-6-2)	0	0	0	0
Habitual Disobedience of Parent, Guardian, or Custodian (Incorrigible) (31-37-2-4)	0	0	0	1
Harassment (35-45-2-2)	0	0	0	1
Home Improvement Fraud (35-43-6-12)	0	0	0	0
Illegal Consumption of Alcohol (7.1-5-7-7)	0	0	0	6
Illegal Possession of Alcohol (7.1-5-7-7)	0	0	0	1
Impairment of ID Number (35-43-7-4)	0	0	0	0
Interference with Custody (35-42-3-4)	0	0	0	0
Interfering with Law Enforcement Animal (35-46-3-11)	0	0	0	0
Invasion of Privacy (35-46-1-15.1)	0	0	0	0
Leaving Home w/o Permission of Parent, Guardian or Custodian (Runaway) (31-37-2-2)	0	0	0	8
Maintaining a Common Nuisance (35-48-4-13)	0	0	0	0
Nitrous Oxide Distribution (35-46-6-3)	0	0	0	0
Obscene Performance (35-49-3-1)	0	0	0	0
Obstructing Medical Emergency (35-44-3-8.5)	0	0	0	0
Obstructing Traffic (35-42-2-4)	0	0	0	0
Official Misconduct (35-44.1-1-1)	0	0	0	0
Operating Vehicle While Intoxicated (9-30-5-2)	1	0	1	1
Operating Vehicle While Intoxicated/Cntrl'd Sub (9-30-5-1)	0	0	0	0
Operating Vehicle w/o License (9-24-18-1)	1	0	1	9
Operating Vehicle w/o Proof of Financial (9-25-8-2)	0	0	0	0
Operating Vehicle w/o Registration/Plates (9-18-2-43)	0	0	0	0

LEVEL IV (cont'd)	NUMBER OF OFFENSES				
	This Month		This Calendar Year		
	Female	Male	Female	Male	
Possession of Device/Interfere Test (35-43-5-18)	0	0	0	1	
Possession of Marijuana, Hash Oil, or Hashish (35-48-4-11)	2	2	2	27	
Possession of Paraphernalia (35-48-4-8.3)	2	2	2	13	
Possession of Substance Represented to be a Controlled Substance (35-48-4-4.6)	0	0	0	0	
Possession, Purchase, Accepting Tobacco (35-46-1-10.5)	0	0	0	0	
Probation Violation	0	17	0	186	
Public Intoxication (7.1-5-1-3)	0	0	1	1	
Receiving Unidentified Property (35-43-7-5)	0	0	0	0	
Reckless Driving (9-21-8-52)	0	0	0	4	
Refusal to Aid Officer (35-44-3-7)	0	0	0	0	
Refusal to Identify Self (34-28-5-3.5)	0	0	0	0	
Selling, Distributing, Exhibiting Obscene Material (35-49-3-1)	0	0	0	0	
Synthetic Drug (35-48-4-11.5)	0	0	0	0	
Taking Deer/Turkey (14-22-6-1)	0	0	0	0	
Tattooing a Minor (35-42-2-7)	0	0	0	0	
Torture, Kill, Mutilate an Animal (35-46-3-12)	0	0	0	0	
Unauthorized Possession of Prescription (35-48-4-14)	0	0	0	0	
Unlawful Entry of Motor Vehicle (35-43-4-2.7)	1	0	2	3	
Unlawful Gambling (35-45-5-2)	0	0	0	0	
Unlawful Use of Railroad Right of Way (8-3-15-3)	0	0	0	0	
Vending Machine Vandalism (35-43-4-7)	0	0	0	0	
Violation Home Detention	0	0	0	0	
Violation Suspended Commitment to DOC	5	0	5	3	
Violation of Compulsory School Attendance Law (Truancy) (31-37-2-3)	0	0	0	0	
Voyeurism (35-45-4-5)	0	0	0	0	
Welfare Fraud (35-45-5-7)	0	0	0	0	
	Sub-Total	14	21	20	292
	GRAND TOTAL NUMBER OF OFFENSES	31	62	91	699

Indiana Department of Correction
Table 17
Number of Juvenile Offenders by Most Serious Offense
Committed to the Indiana Department of Correction

July 2018

MOST SERIOUS OFFENSE (Citation Code)	NUMBER OF JUVENILES			
	This Month		This Calendar Year	
LEVEL I	Female	Male	Female	Male
Aggravated Battery (35-42-2-1.5)	0	0	0	1
Arson (35-43-1-1)	0	0	0	2
Battery (35-42-2-1)	1	1	6	14
Battery by Bodily Waste (35-42-2-6)	0	0	0	1
Burglary (35-43-2-1)	0	6	0	23
Carjacking (35-42-5-2)	0	0	0	0
Carrying Handgun w/o License (35-47-2-1)	0	1	0	2
Changing, Altering, Removing, Obliterating ID of Handgun (35-47-2-18)	0	0	0	0
Child Exploitation (35-42-4-4)	0	0	0	1
Child Molesting (35-42-4-3)	0	1	0	5
Child Seduction (35-42-4-7)	0	0	0	0
Child Selling (35-46-1-4)	0	0	0	0
Child Solicitation (35-42-4-6)	0	0	0	0
Child in Possession of Handgun (35-47-10-5)	0	0	0	4
Consumer Product Tampering (35-45-8-3)	0	0	0	0
Criminal Confinement (35-42-3-3)	0	0	0	2
Criminal Deviate Conduct (35-42-4-2)	0	0	0	0
Criminal Gang Intimidation (35-45-9-4)	0	0	0	0
Criminal Gang Recruitment	0	0	0	0
Criminal Recklessness (35-42-2-2)	0	0	1	4
Dangerous Possession of a Firearm (35-47-10-5)	0	1	0	17
Dealing in a Sawed-Off Shotgun (35-47-5-4.1)	0	0	0	0
Distribution of a Destructive Device (IC 35-47.5-5-5)	0	0	0	0
Domestic Battery (35-42-2-1.3)	1	0	2	5
Driving While Intoxicated Resulting in Death (9-30-5-5)	0	0	0	0
False Application for Handgun (35-47-2-8)	0	0	0	0
False, Altering Handgun License (35-47-2-22)	0	0	0	0
Feticide (35-42-1-6)	0	0	0	0
Handgun, False ID (35-47-2-17)	0	0	0	0
Incest (35-46-1-3)	0	0	0	0
Interference with Custody (35-42-3-4)	0	0	0	0
Intimidation (35-45-2-1)	0	0	0	0
Involuntary Manslaughter (35-42-1-4)	0	0	0	0
Kidnapping (35-42-3-2)	0	0	0	0
Murder (35-42-1-1)	0	0	0	0
Neglect of a Dependent (35-46-1-4)	0	0	0	0
Operation of a Machine Gun/Hurling a Bomb (35-47-5-9)	0	0	0	0
Overpass Mischief (35-42-2-5)	0	0	0	0
Pointing a Firearm (35-47-4-3)	0	0	0	2
Possession of Firearm on School Property (35-47-9-2)	0	1	0	3
Possession of a Machine Gun or Bomb (35-47-5-9)	0	0	0	0
Rape (35-42-4-1)	0	0	0	2
Reckless Homicide (35-42-1-5)	0	0	0	1
Resisting Law Enforcement (35-44-3-3)	0	0	0	0
Robbery (35-42-5-1)	1	3	2	22
Sell, Manufacture, Possess, Purchase Explosive (35-47-5-1)	0	0	0	0
Sell, Transfer, HIV Blood (35-42-1-7)	0	0	0	0
Selling, Transferring, Giving Handgun to Under 18 (35-47-2-7)	0	0	0	0
Sexual Battery (35-42-4-8)	0	1	0	3
Sexual Misconduct (35-44-1-5)	0	0	0	0
Sexual Misconduct with a Minor (35-42-4-9)	0	0	0	1

NUMBER OF JUVENILES

LEVEL I (cont'd)	This Month		This Calendar Year	
	Female	Male	Female	Male
Stalking (35-45-10-5)	0	0	0	0
Strangulation (35-42-2-9)	0	0	0	1
Unlawful Delivery of Confiscated Firearm (35-47-3-4)	0	0	0	0
Unlawful Use of Body Armor (35-47-5-13)	0	0	0	0
Unlawful Use of Stun Gun (35-47-8-5)	0	0	0	0
Vicarious Sexual Gratification (35-42-4-5)	0	0	0	0
Voluntary Manslaughter (35-42-1-3)	0	0	0	0
	3	15	11	116

LEVEL II

Assisting a Criminal (35-44-3-2)	0	0	0	0
Chinese Throwing Star (35-47-5-12)	0	0	0	0
Criminal Gang Activity (35-45-9-3)	0	0	0	0
Criminal Recklessness (35-42-2-2)	0	0	0	0
Dealing Anabolic Steroid (16-42-19-27)	0	0	0	0
Dealing Methamphetamine (35-48-4-1.1)	0	0	0	1
Dealing in Cocaine or Narcotic Drug (35-48-4-1)	0	0	0	0
Dealing in Marijuana, Hash Oil, or Hashish (35-48-4-10)	0	0	0	1
Dealing in a Schedule I, II, or III Controlled Substance (35-48-4-2)	0	0	0	2
Dealing in a Schedule IV Controlled Substance (35-48-4-3)	0	0	0	0
Dealing in a Schedule V Controlled Substance (35-48-4-4)	0	0	0	0
Dealing in a Substance Represented to be a Controlled Substance (35-48-4-4.5)	0	0	0	0
Delivery of Weapon to Intoxicated Person (35-47-4-1)	0	0	0	0
Disarming Law Enforcement Officer (35-44.1-3-2)	0	0	0	0
Escape/Failure to Return to Lawful Detention (35-44-3-5)	1	1	8	6
Inmate w/ Deadly Weapon (35-44.1-3-7)	0	0	0	0
Interference with Custody (35-42-3-4)	0	0	0	0
Intimidation (35-45-2-1)	1	2	5	12
Knife with Automatic Blade (35-47-5-2)	0	0	0	0
Loan Sharking (35-45-7-2)	0	0	0	0
Maintaining a Common Nuisance (35-48-4-13)	0	0	0	0
Manufacture, Distribution, Possession of a Substance Represented to be a Controlled Substance (35-48-4-4.6)	0	0	0	0
Neglect of a Dependent (35-46-1-4)	0	0	0	0
Poss precursors w/intent to manufacture etc. (35-48-4-14.5)	0	0	0	0
Possession of a Controlled Substance (35-48-4-7)	0	0	0	0
Possession of a Knife on School Property (35-47-5-2.5)	0	0	0	0
Promoting Prostitution (35-45-4-4)	0	0	0	0
Purchase, Possession or Sale of Stun Gun (35-47-8-5)	0	0	0	0
Resisting Law Enforcement (35-44-3-3)	0	0	0	6
Rioting with a Deadly Weapon (35-45-1-2)	0	0	0	0
Sale, Possession, Use of Legend Drug (16-42-19-27)	0	0	0	0
Sexual Misconduct with a Minor (35-42-4-9)	0	0	0	0
Stalking (35-45-10-5)	0	0	0	0
Trafficking with an Inmate (35-44-3-9)	0	0	0	0
Use of Stun Gun in Commission of a Crime (35-47-8-5)	0	0	0	0
Sub-Total	2	3	13	28

LEVEL III

Accident /Failure to Stop (9-26-1-8)	0	0	0	0
Accident, Property Damage with Injury (9-26-1-8)	0	0	0	0
Altering or Damaging Computer (35-43-1-4)	0	0	0	0
Auto Theft, Receiving Stolen Parts (35-43-4-2.5)	1	0	1	4
Battery (35-42-2-1)	2	3	8	12
Beastiality	0	0	0	0
Bribery (35-44-1-1)	0	0	0	0
Burglary (35-43-2-1)	0	0	0	0
Check Deception (35-43-5-5)	0	0	0	1
Check Fraud (35-43-5-12)	0	0	0	0

NUMBER OF JUVENILES

LEVEL III (cont'd)	This Month		This Calendar Year	
	Female	Male	Female	Male
Child Exploitation (35-42-4-4)	0	0	0	0
Controlled Substance Registration (35-48-4-14)	0	0	0	0
Conversion (35-43-4-3)	0	1	0	2
Criminal Mischief (35-43-1-2)	0	2	0	10
Criminal Recklessness (35-42-2-2)	0	0	1	0
Criminal Trespass (35-43-2-2)	0	0	1	2
Dealing in Altered Property (35-43-4-2.3)	0	0	0	0
Dealing in Marijuana, Hash Oil, or Hashish (35-48-4-10)	0	0	0	0
Dealing in Paraphernalia (35-48-4-8.5)	0	0	0	0
Distribution of Material Harmful to Minor (35-49-3-3)	0	0	0	0
Escape/Failure to Return to Lawful Detention (35-44-3-5)	2	0	7	8
Failure to Appear (35-44-3-6)	0	0	0	0
False Reporting (35-44-2-2)	0	0	0	1
Forgery (35-43-5-2)	0	0	0	0
Fraud (35-43-5-4)	0	0	0	1
Fraud on Financial Institution (35-45-5-8)	0	0	0	0
Home Improvement Fraud (35-43-6-13)	0	0	0	0
Identity Deception (35-43-5-3.5)	0	0	0	1
Interference with Custody (35-42-3-4)	0	0	0	0
Interference with Reporting Crime (35-42-2-5)	0	0	0	0
Invasion of Privacy (35-46-1-15.1)	0	0	0	0
Kill Domestic Animal	0	0	0	0
Manufacture of Paraphernalia (35-48-4-8.1)	0	0	0	0
Nonsupport of Child (35-46-1-5)	0	0	0	0
Nonsupport of Spouse (35-46-1-6)	0	0	0	0
Obscene Performance (35-49-3-1)	0	0	0	0
Obstructing Fireman (35-44-3-8)	0	0	0	0
Obstructing Traffic (35-42-2-4)	0	0	0	0
Obstruction of Justice (35-44-3-4)	0	0	0	0
Operating Vehicle After Lifetime Forfeiture (9-30-10-17)	0	0	0	0
Operating Vehicle While Intoxicated (9-30-5-4)	0	0	0	0
Operating Vehicle While Intoxicated with Prior (9-30-5-3)	0	0	0	0
Patronizing a Prostitute (35-45-4-3)	0	0	0	0
Perjury (35-44-2-1)	0	0	0	0
Possession of Cocaine or Narcotic Drug (35-48-4-6)	0	0	0	1
Possession of Marijuana, Hash Oil, or Hashish (35-48-4-11)	0	0	0	0
Possession of Methamphetamines (35-48-4-6.1)	0	0	0	1
Possession of Paraphernalia (35-48-4-8.3)	0	0	0	0
Possession of a Controlled Substance (35-48-4-7)	0	0	0	2
Possession of a Syringe (16-42-19-18)	0	0	0	0
Possession/Use of Legend Drug (16-42-19-13)	0	0	0	0
Professional Gambling (35-45-5-3)	0	0	0	0
Profiting from Adoption (35-46-1-9)	0	0	0	0
Promoting Professional Gambling (35-45-5-4)	0	0	0	0
Promoting Prostitution (35-45-4-4)	0	0	0	0
Prostitution (35-45-4-2)	0	0	0	0
Public Indecency (35-45-4-1)	0	0	0	1
Public Nudity (35-45-4-1.5)	0	0	0	0
Railroad Mischief (35-42-2-5.5)	0	0	0	0
Receiving Stolen Property (35-43-4-2)	0	0	0	0
Residential Entry (35-43-2-1.5)	0	0	0	3
Resisting Law Enforcement (35-44-3-3)	1	2	3	8
Rioting (35-45-1-2)	0	0	0	0
Sale, Possession, Use of Legend Drug (16-42-19-27)	0	0	0	0
Selling, Distributing, Exhibiting Obscene Material (35-49-3-1)	0	0	0	0
Stalking (35-45-10-5)	0	0	0	0
Synthetic Drug (35-48-4-11.5)	0	0	0	0
Theft (35-43-4-2)	1	2	4	24
Torture or Mutilation of Animal (35-46-3-12)	0	0	0	0
Trafficking with an Inmate (35-44-3-9)	0	0	0	0

LEVEL III (Cont.)**NUMBER OF JUVENILES**

	This Month		This Calendar Year	
	Female	Male	Female	Male
Unauthorized Possession of Prescription Form (35-48-4-14)	0	0	0	0
Unlawful Entry of Motor Vehicle (35-43-4-2.7)	0	0	0	0
Voyeurism (35-45-4-5)	0	0	0	0
Welfare Fraud (35-43-5-7)	0	0	0	0
Sub-Total	7	10	25	82

LEVEL IV

Absence From Home Detention (35-38-2.5-10)	0	0	0	0
Accident/Failure to Stop (9-26-1-8)	0	0	0	0
Assisting a Criminal (35-44-3-2)	0	0	0	0
Beats Vertebrate Animal (35-46-3-12)	0	0	0	0
Check Deception (35-43-5-5)	0	0	0	0
Common Nuisance (35-48-4-13)	0	0	0	1
Computer Trespassing (35-43-2-3)	0	0	0	0
Counterfeiting Auto Registration (9-18-2-42)	0	0	0	0
Counterfeiting a Driver's License (9-24-18-7)	0	0	0	0
Curfew Violation (31-37-2-5)	0	0	0	0
Deception (35-43-5-3)	0	0	0	0
Disorderly Conduct (35-45-1-3)	0	0	2	6
Dissemination of Material Harmful to Minor (35-49-3-3)	0	0	0	0
Driving with Suspended License (9-24-19-2)	0	0	0	0
Exploitation of Dependent/Endangered Adult (35-46-1-12)	0	0	0	0
Failure to Appear (35-44-3-6)	0	0	0	0
Failure to Disclose Recruitment (35-46-4-4)	0	0	0	0
Failure to Respond to Summons (35-44-3-6.5)	0	0	0	0
False Auto Registration (9-18-2-44)	0	0	0	0
False Identity Statement (35-44-2-6)	0	0	1	0
False Informing (35-44-2-2)	0	0	1	1
Flag Desecration (35-45-1-4)	0	0	0	0
Glue Sniffing (35-46-6-2)	0	0	0	0
Habitual Disobedience of Parent, Guardian, or Custodian (Incorrigible) (31-37-2-4)	0	0	0	0
Harassment (35-45-2-2)	0	0	0	0
Home Improvement Fraud (35-43-6-12)	0	0	0	0
Illegal Consumption of Alcohol (7.1-5-7-7)	0	0	0	0
Illegal Possession of Alcohol (7.1-5-7-7)	0	0	0	0
Impairment of ID Number (35-43-7-4)	0	0	0	0
Interference with Custody (35-42-3-4)	0	0	0	0
Interfering with Law Enforcement Animal (35-46-3-11)	0	0	0	0
Invasion of Privacy (35-46-1-15.1)	0	0	0	0
Leaving Home w/o Permission of Parent, Guardian or Custodian (Runaway) (31-37-2-2)	0	0	0	0
Nitrous Oxide Distribution (35-46-6-3)	0	0	0	0
Obscene Performance (35-49-3-1)	0	0	0	0
Obstructing Medical Emergency (35-44-3-8.5)	0	0	0	0
Obstructing Traffic (35-42-2-4)	0	0	0	0
Operating Vehicle While Intoxicated (9-30-5-2)	0	0	0	1
Operating Vehicle While Intoxicated/Cntrl'd Sub (9-30-5-1)	0	0	0	0
Operating Vehicle w/o License (9-24-18-1)	0	0	0	1
Operating Vehicle w/o Proof of Financial (9-25-8-2)	0	0	0	0
Operating Vehicle w/o Registration/Plates (9-18-2-43)	0	0	0	0
Possession of Marijuana, Hash Oil, or Hashish (35-48-4-11)	0	1	0	6
Possession of Paraphernalia (35-48-4-8.3)	0	0	0	0
Possession of Substance Represented to be a Controlled Substance (35-48-4-4.6)	0	0	0	0
Possession, Purchase, Accepting Tobacco (35-46-1-10.5)	0	0	0	0
Probation Violation	0	0	0	0
Public Intoxication (7.1-5-1-3)	0	0	0	0
Receiving Unidentified Property (35-43-7-5)	0	0	0	0
Reckless Driving (9-21-8-52)	0	0	0	0
Refusal to Aid Officer (35-44-3-7)	0	0	0	0
Refusal to Identify Self (34-28-5-3.5)	0	0	0	0
Selling, Distributing, Exhibiting Obscene Material (35-49-3-1)	0	0	0	0

LEVEL IV (cont'd)	NUMBER OF JUVENILES			
	This Month		This Calendar Year	
	Female	Male	Female	Male
Synthetic Drug	0	0	0	0
Torture, Kill, Mutilate an Animal (35-46-3-12)	0	0	0	0
Unauthorized Possession of Prescription (35-48-4-14)	0	0	0	0
Unlawful Entry of Motor Vehicle (35-43-4-2.7)	0	0	0	1
Unlawful Gambling (35-45-5-2)	0	0	0	0
Unlawful Use of Railroad Right of Way (8-3-15-3)	0	0	0	0
Vending Machine Vandalism (35-43-4-7)	0	0	0	0
Violation Home Detention	0	0	0	0
Violation Suspended Commitment to DOC	0	0	0	0
Violation of Compulsory School Attendance Law (Truancy) (31-37-2-3)	0	0	0	0
Voyeurism (35-45-4-5)	0	0	0	0
Welfare Fraud (35-45-5-7)	0	0	0	0
Sub-Total	0	1	4	17
GRAND TOTAL NUMBER OF JUVENILES	12	29	53	243

Indiana Department of Correction
Table 18
Juvenile Female New Commitments

<u>Month</u>	<u>2014</u>	<u>2015</u>	<u>2016</u>	<u>2017</u>	<u>2018</u>
January	10	3	6	2	3
February	9	8	10	5	8
March	7	4	11	6	4
April	15	10	9	2	7
May	11	12	4	6	8
June	8	6	11	7	2
July	14	5	4	8	12
August	10	10	4	5	
September	5	13	7	8	
October	8	0	5	6	
November	5	11	6	7	
December	<u>13</u>	<u>11</u>	<u>5</u>	<u>12</u>	
TOTALS	115	93	82	74	44

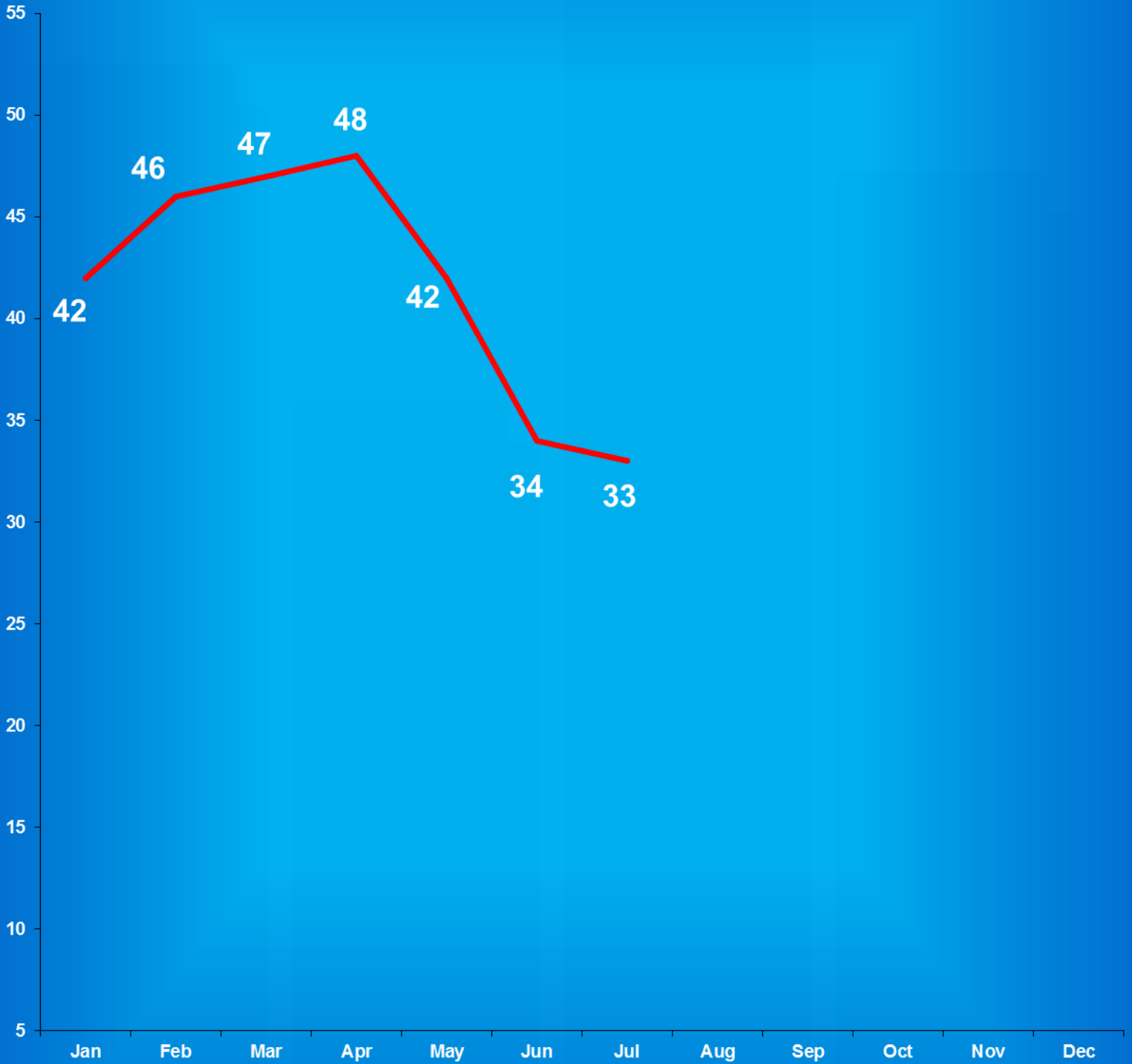
Source: SAS - mnthadm4.pgm

Indiana Department of Correction

Graph G

Average Daily Juvenile Female Offender Populations

Calendar Year 2018



Indiana Department of Correction
Table 19
Juvenile Male New Commitments

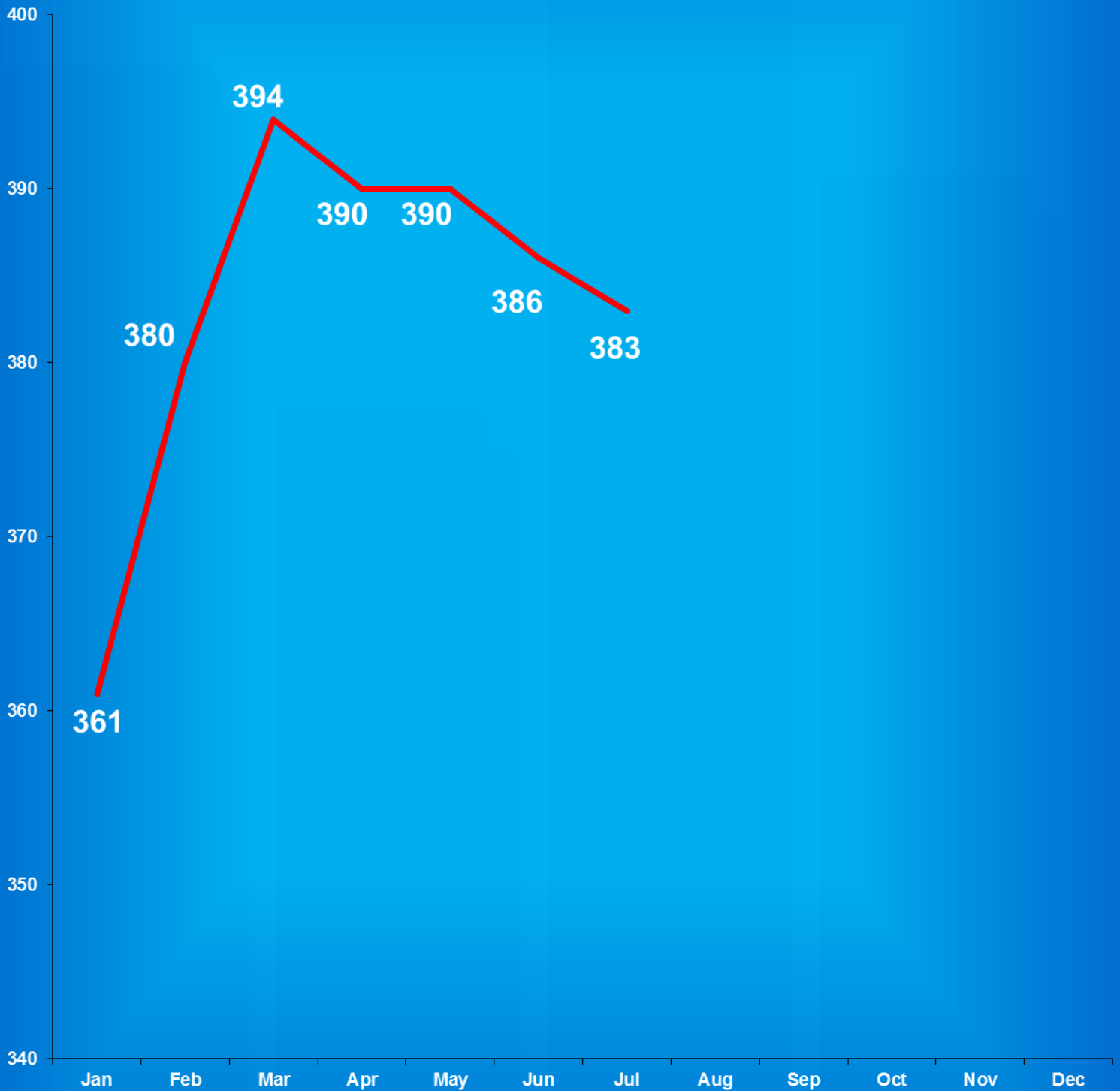
<u>Month</u>	<u>2014</u>	<u>2015</u>	<u>2016</u>	<u>2017</u>	<u>2018</u>
January	58	35	39	26	46
February	46	26	40	26	38
March	30	32	69	36	33
April	53	43	33	45	27
May	47	37	44	35	42
June	55	41	40	48	29
July	46	50	29	40	29
August	42	31	38	48	
September	43	42	36	43	
October	48	45	24	39	
November	40	41	28	48	
December	<u>40</u>	<u>40</u>	<u>30</u>	<u>34</u>	
TOTALS	548	463	450	468	244

Source: SAS - mnthadm4.pgm

Indiana Department of Correction

Graph H

Average Daily Juvenile Male Offender Populations Calendar Year 2018





Juvenile Reintegration Districts



District #8

District #6

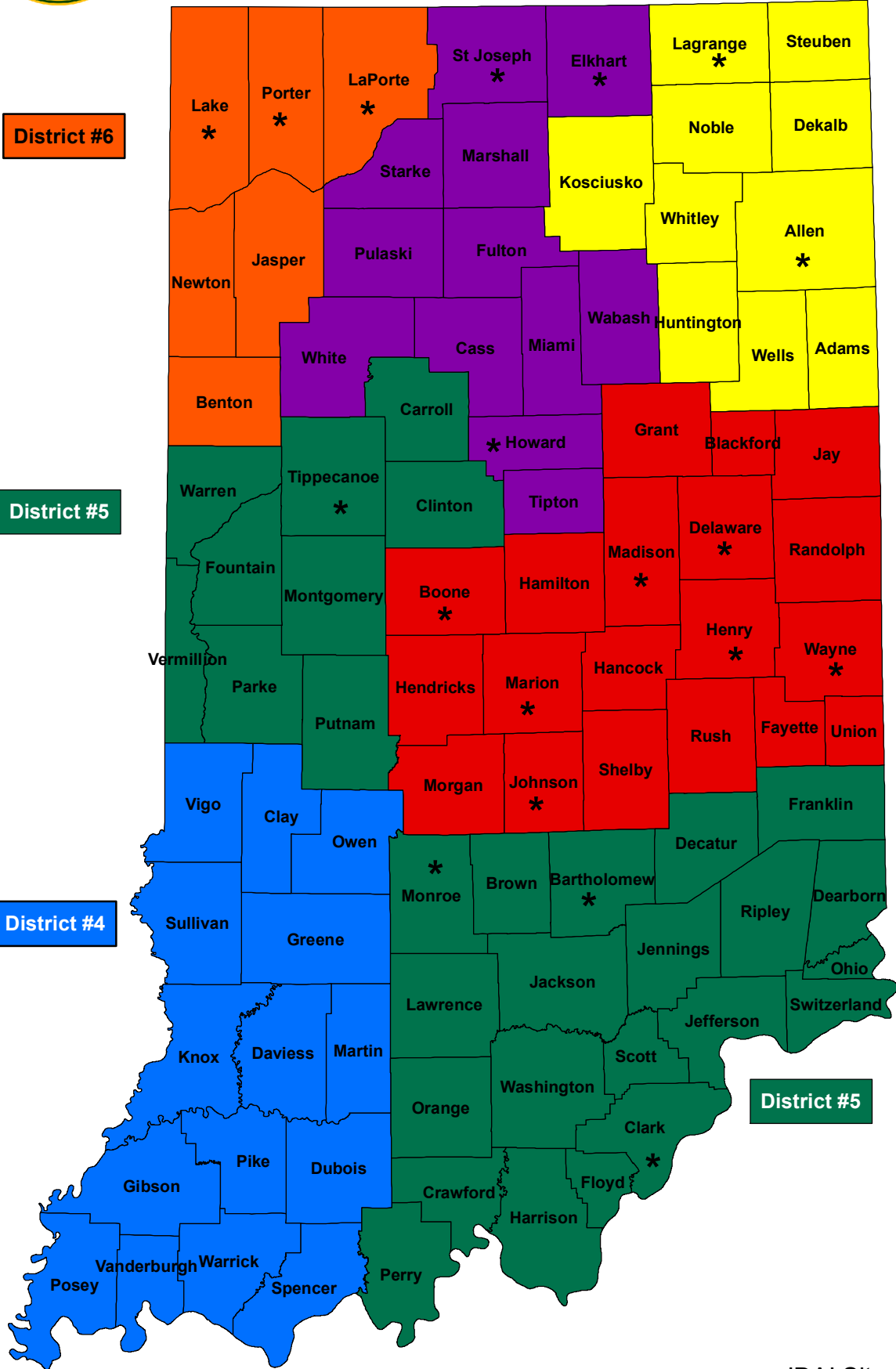
District #2

District #5

District #3

District #4

District #5



*JDAI Site

Indiana Department of Correction
Table 20
Juvenile Parole Caseload on August 01, 2018

<u>Juvenile Reintegration Districts</u>	Indiana Parolees		Other Jurisdiction		<u>Total</u>
	<u>Juvenile Male</u>	<u>Juvenile Female</u>	<u>Juvenile Male</u>	<u>Juvenile Female</u>	
<i>Interstate Compact (RD0)*</i>	0	0	8	0	8
	<u>District Supervision Breakdown as follows:</u>				
Juv Reintegration District 2	13	0	2	0	15
Juv Reintegration District 3	9	4	4	0	17
Juv Reintegration District 4	2	2	0	0	4
Juv Reintegration District 5	4	0	1	0	5
Juv Reintegration District 6	1	2	1	0	4
Juv Reintegration District 8	9	0	0	0	9
Total	38	8	8	0	54

Total Juvenile Parole Population on the First Day of Each Month

<u>Calendar Year 2018</u>	Indiana Parolees		Other Jurisdiction		<u>Total</u>
	<u>Juvenile Male</u>	<u>Juvenile Female</u>	<u>Juvenile Male</u>	<u>Juvenile Female</u>	
January	52	8	8	0	68
February	45	6	6	0	57
March	43	7	6	0	56
April	38	7	5	0	50
May	43	6	2	0	51
June	37	3	3	0	43
July	39	6	6	0	51
August	38	8	8	0	54

** Includes Indiana parolees who are serving their parole in another state, as well as offenders from other States being supervised in Indiana (Interstate Compact)*

Sources:
Parole Division
SAS - juvparl2.pgm

**Indiana Department of Correction
Indiana Government Center South, Room E334
302 W. Washington Street
Indianapolis, IN 46204**

**Prepared by:
Joshua Ross, Research Analyst
(317) 233-3432
josross@idoc.IN.gov**

This report and previous reports may be found at:

<http://www.in.gov/idoc/2376.htm>



CHANGING LIVES

The logo for the Indiana Department of Correction is circular, featuring a central torch surrounded by stars. The words "EMPLOYEES", "EFFICIENCY", and "EFFECTIVENESS" are arranged around the torch. The outer ring of the logo contains the text "INDIANA" at the top and "DEPARTMENT OF CORRECTION" at the bottom. To the right of the logo is a blue silhouette of the state of Indiana.

The Indiana Department of Correction advances public safety and successful re-entry through dynamic supervision, programming, and partnerships.