


Indiana Department of Correction

Division of Data Analytics



Offender Population Statistical Report

- OCTOBER 2019 -

Rob Carter, Commissioner

**Indiana Department of Correction
Indiana Government Center South, Room E334
302 W. Washington Street
Indianapolis, IN 46204**

**Prepared by:
Chris Yirenkyi, Data Analyst
(317) 233-4765
cyirenkyi@idoc.in.gov**

This report and previous reports may be found at:

<http://www.in.gov/idoc/2376.htm>



Definitions

For the purpose of this report, the following definitions apply:

Admission – The means by which an offender enters the custody or jurisdiction of the Indiana Department of Correction. For this report, with the exception of the return of an escapee, this does not include a return from a temporary absence.

Average Daily Population – The sum of the daily beginning counts for a month, divided by that month's number of daily beginning counts.

Beginning Count – The number of offenders physically present at the beginning of the day (ie, 0000:01 hours).

Class A Felony – An offense whereby a person convicted of this felony shall be imprisoned for a fixed term of thirty years, with not more than twenty years added for aggravating circumstances, or not more than ten years subtracted for mitigating circumstances.

Class B Felony – An offense whereby a person convicted of this felony shall be imprisoned for a fixed term of ten years, with not more than ten years added for aggravating circumstances, or not more than four years subtracted for mitigating circumstances.

Class C Felony – An offense whereby a person convicted of this felony shall be imprisoned for a fixed term of four years, with not more than four years added for aggravating circumstances, or not more than two years subtracted for mitigating circumstances.

Class D Felony – An offense whereby a person convicted of this felony shall be imprisoned for a fixed term of one and one-half years, with not more than one and one-half years added for aggravating circumstances, or not more than one year subtracted for mitigating circumstances.

Class 1 Felony – An offense whereby a person convicted of this felony shall be imprisoned with a sentence range of 20-40 years, with not more than twenty years added as a habitual offender enhancement.

Class 2 Felony – An offense whereby a person convicted of this felony shall be imprisoned with a sentence range of 10-30 years, with not more than twenty years added as a habitual offender enhancement.

Class 3 Felony – An offense whereby a person convicted of this felony shall be imprisoned with a sentence range of 3-16 years, with not more than twenty years added as a habitual offender enhancement.

Class 4 Felony – An offense whereby a person convicted of this felony shall be imprisoned with a sentence range of 2-12 years, with not more than twenty years added as a habitual offender enhancement.

Class 5 Felony – An offense whereby a person convicted of this felony shall be imprisoned with a sentence range of 1-6 years, with not more than six years added as a habitual offender enhancement.

Class 6 Felony – An offense whereby a person convicted of this felony shall be imprisoned with a sentence range of 0.5-2.5 years, with not more than six years added as a habitual offender enhancement.

Contracted Beds - Those offenders who have been committed to the Indiana Department of Correction, but are housed in a local work release facility under contract of a 3rd party provider.

County Jail "Back-ups" (Jail Bed Count) – Those offenders who have been committed to the Indiana Department of Correction, but are housed in a county jail until they can be transferred to a Department of Correction intake facility. The county receives \$35.00 per day, per offender, to house these offenders.

Ending Count – The number of offenders physically present at the end of the day (ie, 2400:00 hours).

Felon – A person convicted in any jurisdiction who might have been imprisoned for more than one year.

Murder - An offense whereby a person convicted of this felony shall be imprisoned for a fixed term of fifty-five years, with not more than ten years added for aggravating circumstances, or not more than ten years subtracted for mitigating circumstances.

Definitions Continued

Operational Capacity – The total bed capacity of the facility. The capacity of a facility is the number of beds authorized for safe and efficient operation of the facility.

Pre-Dispositional – An individual ordered by the Court to the Indiana Department of Correction for evaluation prior to sentencing.

Release – The means by which an offender leaves the custody or jurisdiction of the Indiana Department of Correction. For this report, with the exception of an escape, this does not include a temporary absence.

Safekeeper – An individual whom the Court has determined to be in imminent danger of serious bodily injury or death, or who represents a substantial threat to the safety of others, and whom the Court has ordered to the Indiana Department of Correction for custody and security control.

Maximum Level Facilities – Maximum security facilities have very restrictive security measures and housing is celled space.

Medium Level Facilities – Medium security facilities have moderate degree of security measures and housing consists of dormitories and celled space.

Minimum Level Facilities – Minimum Security Facilities have the least restrictive security measures and housing is dormitory style. Also included as minimum security are work release program offenders who leave the facility for outside employment but return nightly.

Intake Facilities – Intake facilities are designated to receive newly committed adult offenders. During the intake process each offender is evaluated through interviews, reports and diagnostic tests. This evaluation forms the basis of the offenders' facility and program assignment.

Secure Housing Units – Denotes maximum control with the most restrictive security measures in place.

Vacancy – The number of beds available for assignment.

Juvenile Diagnostic/Walkthrough – A Juvenile court can order a youth to the Department of Correction to be temporarily committed for not more than 14 days (excluding Saturdays, Sundays and Legal holidays) for the purpose of an evaluation. The youth must be adjudicated delinquent and the order has to be prior to disposition. The department will send a report to the court of the written findings.

Indiana Department of Correction Population Summary

- There were 24,543 adult male offenders (including 210 county jail “back-ups” and 59 in contracted beds) on November 01, 2019. This population is 1% below operational bed capacity for general population.
- There were 2,630 adult female offenders (including 24 county jail “back-ups” and 24 in contracted beds) on November 01, 2019. This population is 6% below the operational bed capacity.
- There were 368 juvenile male offenders in the Department’s facilities on November 01, 2019. This population is 35% below the operational bed capacity.
- There were 39 juvenile female offenders in the Department’s facilities on October 01, 2019. This population is 35% below the operational bed capacity.
- There were 5,528 adult males on parole in Indiana (5,090 Indiana parolees and 438 other jurisdiction parolees) November 01, 2019.
- There were 618 adult females on parole in Indiana (571 Indiana parolees and 47 other jurisdiction parolees) on November 01, 2019.
- There were 893 adults admitted to IDOC (766 male and 127 female) and 962 adults released from IDOC (822 male and 140 female) in October 2019.
- There were 40 juveniles admitted to IDOC (34 male and 6 female) and 48 juveniles released from IDOC (42 male and 6 female) in October 2019.

**Indiana Department of Correction
Human Resource Report**

October 31, 2019

ADULT FACILITIES

Facility	Total Staff*	Custody Staff	Non-Custody	Vacancies	Hires - Rehires	Retired - Terminated	Inter-Agency		Contract/Vendor		
							In	Out	Aramark	Health	Education
Branchville Correctional Facility	253	176	77	22	6	9	0	0	10	31	6
Chain O'Lakes Correctional Facility	27	21	6	4	1	1	0	0	3	2	0
Correctional Industrial Facility	303	234	69	65	13	8	0	0	15	24	4
Edinburgh Correctional Facility	69	53	16	3	2	3	0	0	7	6	0
Indiana State Prison/Lakeside	464	353	111	106	20	22	2	0	26	43	2
Indiana Women's Prison	190	136	54	5	8	7	1	1	6	24	3
Madison Correctional Facility	198	143	55	17	5	5	1	0	7	22	3
Miami Correctional Facility	442	329	113	113	16	18	1	1	28	62	9
New Castle Correctional Facility**	438	303	135	104	0	0	0	0	29	62	16
Pendleton Correctional Facility	424	301	123	102	12	10	1	1	20	46	1
Plainfield Correctional Facility	347	253	94	48	10	15	1	0	23	37	9
Putnamville Correctional Facility	415	303	112	110	2	15	0	0	21	44	10
Reception-Diagnostic Center	213	165	48	34	1	9	0	0	0	28	0
Rockville Correctional Facility	240	166	74	27	0	5	1	0	15	36	7
South Bend Comm. Re-Entry Center	35	22	13	7	0	2	0	0	4	3	0
Heritage Trail DOC Staff	23	0	23	2	0	0	0	0	0	11	8
Heritage Trail GEO Staff**	192	116	76	24	0	0	0	0	4	11	0
Wabash Valley Correctional Facility	580	451	129	67	3	13	0	0	34	63	5
Westville Correctional Facility	644	493	151	126	17	25	0	0	24	66	11
Total	5,497	4,018	1,479	986	116	167	8	3	276	621	94

JUVENILE FACILITIES

Facility	Total Staff*	Custody Staff	Non-Custody	Vacancies	Hires - Rehires	Retired - Terminated	Inter-Agency		Contract/Vendor		
							In	Out	Aramark	Health	Education
Camp Summit	55	39	16	9	2	1	1	0	5	7	2
Logansport Intake/North Central	169	114	55	19	3	3	1	1	9	13	2
Pendleton Juvenile Correctional	208	132	76	85	6	9	1	1	10	17	4
Total	432	285	147	113	11	13	3	2	24	37	8

ADMINISTRATIVE

Central Office***	Total	564	187	377	58	5	3	0	0	0	9	1.5
-------------------	--------------	------------	------------	------------	-----------	----------	----------	----------	----------	----------	----------	------------

TOTALS

STATE EMPLOYEE TOTAL	5,863	4,071	1,792	1,029	132	183	11	5	0	0	0
CONTRACT EMPLOYEE TOTAL	1,701	419	1,282	128	0	0	0	0	300	667	104
GRAND TOTAL	7,564	4,490	3,074	1,157	132	183	11	5	300	667	104

* Total Active Staff does not include those on disability, suspension, or leave with pay.

** New Castle Correctional Facility and Heritage Trail are privately contracted institutions. Their hire/rehire and termination/reitre data is not provided to DOC.

*** Includes Technology Services Division, PEN Products, Staff Development and Training, and the Parole Division (counted as Custody Staff)

Note: Total staff, custody staff, non-custody staff, and vacancy data are as of the end of the month.

Hires and re-hires, retirements and terminations, intra-agency transfer in and transfer out are the total number of actions for the month.

Source: DOC Human Resource



Offender Statistics



Indiana Department of Correction
Table 1
Offender Population & Vacancy Numbers, by Facility Security Level
November 1, 2019

Minimum Security - Adult MALE

	October Ending Count	General Population Vacancies	Programs & Treatment Vacancies	Restricted Housing & Infirmery Vacancies	Down Beds	Held Beds
Chain O'Lakes	101	0	0	0	0	1
Edinburgh	341	1	0	0	0	2
Miami - MCA	201	3	0	0	0	0
New Castle - NCA	199	4	0	0	0	1
Pendleton - IRO	213	6	0	0	1	0
Westville - WCA	351	6	0	0	18	4
Wabash Valley - WVA	193	2	0	0	0	3
Total	1,599	22	0	0	19	11

Re-Entry & Work Release - Adult MALE

Bartholomew Co. Re-Entry	1	19	0	0	0	0
Chain O'Lakes Re-Entry	33	5	0	0	0	0
Duwall Center Re-Entry	1	39	0	0	0	0
Lake Co. Re-Entry/M	6	4	0	0	0	0
South Bend Re-Entry	189	4	0	0	0	0
VOA/Hope Hall Re-Entry	16	4	0	0	0	0
Starke Co. PI - TC	35	0	12	0	0	1
Total	281	75	12	0	0	1

Medium Security - Adult MALE

	October Ending Count	General Population Vacancies	Programs & Treatment Vacancies	Restricted Housing & Infirmery Vacancies	Down Beds	Held Beds
Branchville	1,460	17	1	3	0	4
Correctional Industrial	1,462	12	0	13	0	8
Indiana State Prison ISO	379	4	0	0	0	2
Plainfield	1,485	23	7	18	159	4
Putnamville	2,159	14	0	15	322	0
Heritage Trail	860	1	0	0	0	7
Westville	2,520	40	73	26	264	18
New Castle	2,404	1	0	10	4	12
Total	12,729	112	81	85	749	55

Table 1 (Cont.)

Maximum Security - Adult MALE						
--------------------------------------	--	--	--	--	--	--

	October Ending Count	General Population Vacancies	Programs & Treatment Vacancies	Restricted Housing & Infirmery Vacancies	Down Beds	Held Beds
Miami	2,909	49	4	1	6	15
Indiana State Prison	1,996	21	14	7	14	15
Pendleton	1,421	13	1	2	7	5
Pendleton Treatment Unit	165	0	93	0	2	0
ISR Secure Housing Unit	53	0	0	14	0	2
New Castle Annex	422	27	0	28	8	1
New Castle Mental Health	119	0	8	0	0	1
WCU Secure Housing Unit	96	0	0	6	6	2
Wabash Valley	1,704	6	31	25	3	16
WVS Secure Housing Unit	191	0	0	21	4	0
Reception Diag. Center	648	24	0	0	23	0
Total	9,724	140	151	104	73	57

Minimum Security & Re-Entry - Adult FEMALE						
-------------------------------------------------------	--	--	--	--	--	--

	October Ending Count	General Population Vacancies	Programs & Treatment Vacancies	Restricted Housing & Infirmery Vacancies	Down Beds	Held Beds
Madison	690	120	0	0	0	0
Jefferson Co. Re-Entry	67	5	0	0	0	0
Crane House	24	21	0	0	0	0
Total	781	146	0	0	0	0

Medium Security - Adult FEMALE						
---------------------------------------	--	--	--	--	--	--

Rockville	985	9	41	6	0	0
Total	985	9	41	6	0	0

Maximum Security - Adult FEMALE						
----------------------------------------	--	--	--	--	--	--

Women's Prison	686	12	18	3	0	8
Rockville Intake	154	58	0	0	0	0
Total	840	70	18	3	0	8

JAIL BED COUNT						
-----------------------	--	--	--	--	--	--

Adult Male	210	N/A	N/A	N/A	N/A	N/A
Adult Female	24	N/A	N/A	N/A	N/A	N/A
Total	234					

Table 1 (Cont.)

JUVENILE OFFENDERS

Juvenile Male

	October Ending Count	General Population Vacancies	Programs & Treatment Vacancies	Restricted Housing & Infirmery Vacancies	Down Beds	Held Beds
Logansport Juvenile Intake/Diagnostic Facility	16	68	0	8	0	0
North Central Juvenile Correctional Facility	131	42	0	0	0	1
Pendleton Juvenile Correctional Facility	221	154	0	8	0	8
Total	368	264	0	16	0	9

Juvenile Female

LaPorte Juvenile Correctional Facility	39	21	0	2	0	0
----------------------------------------	----	----	---	---	---	---

TOTALS

	October Ending Count	General Population Vacancies	Programs & Treatment Vacancies	Restricted Housing & Infirmery Vacancies	Down Beds	Held Beds
GRAND TOTAL FOR ALL ADULT MALES (Includes Jail Bed Count and Contracted Beds)	24,543	349	244	189	841	124
TOTAL FOR ADULT MALES IDOC FACILITIES ONLY	24,274	283	232	189	841	123
GRAND TOTAL FOR ALL ADULT FEMALES (Includes Jail Bed Count and Contracted Beds)	2,630	225	59	9	0	8
TOTAL FOR ADULT FEMALES IDOC FACILITIES ONLY	2,582	199	59	9	0	8
TOTAL FOR JUVENILE MALES	368	264	0	16	0	9
TOTAL FOR JUVENILE FEMALES	39	21	0	2	0	0
GRAND TOTAL FOR THE DEPARTMENT (Includes Jail Bed Count and Contracted Beds)	27,580	859	303	216	841	141
GRAND TOTAL FOR THE DEPARTMENT (Excludes Jail Bed Count and Contracted Beds)	27,263	767	291	216	841	140

Sources: Planning Division Facility Body Count Report
 Planning Division Juvenile Daily Count Report
 OIS - Jail Bed Count
 Operational Support Services - Vacancy Report

Indiana Department of Correction
Table 2
Operational Capacity Compared to Population, by Facility
November 1, 2019

Minimum Security - Adult MALE

	September Operational Capacity	October Operational Capacity	October Adjusted Operational Capacity*	October Ending Count	Percent +/- Capacity
Chain O'Lakes	102	102	101	101	0%
Edinburgh	344	344	342	341	0%
Miami - MCA	204	204	204	201	-1%
New Castle - NCA	204	204	203	199	-2%
Pendleton - IRO	220	220	219	213	-3%
Westville - WCA	379	379	357	351	-2%
Wabash Valley - WVA	<u>198</u>	<u>198</u>	<u>195</u>	<u>193</u>	<u>-1%</u>
Total	1,651	1,651	1,621	1,599	-1%

Re-Entry & Work Release - Adult MALE

Bartholomew Co. Re-Entry	20	20	20	1	-95%
Chain O'Lakes Re-Entry	38	38	38	33	-13%
Duval Center Re-Entry	40	40	40	1	-98%
Lake Co. Re-Entry/M	10	10	10	6	-40%
South Bend Re-Entry	193	193	193	189	-2%
VOA/Hope Hall Re-Entry	25	20	20	16	-20%
Starke Co. PI - TC	<u>48</u>	<u>48</u>	35	35	0
Total	374	369	356	281	-21%

Medium Security - Adult MALE

Branchville	1,485	1,485	1,477	1,460	-1%
Correctional Industrial	1,495	1,495	1,474	1,462	-1%
Indiana State Prison ISO	385	385	383	379	-1%
Plainfield	1,696	1,696	1,508	1,485	-2%
Putnamville	2,510	2,510	2,173	2,159	-1%
Heritage Trail	868	868	861	860	0%
Westville	2,941	2,941	2,560	2,520	-2%
New Castle	<u>2,431</u>	<u>2,431</u>	<u>2,405</u>	<u>2,404</u>	<u>0%</u>
Total	13,811	13,811	12,841	12,729	-1%

Table 2 (Cont.)

Maximum Security - Adult MALE					
	September Operational Capacity	October Operational Capacity	October Adjusted Operational Capacity*	October Ending Count	Percent +/- Capacity
Miami	2,984	2,984	2,958	2,909	-2%
Indiana State Prison	2,067	2,067	2,004	1,996	0%
Pendleton	1,449	1,449	1,434	1,421	-1%
Pendleton Treatment Unit	214	260	165	165	0%
ISR Secure Housing Unit	69	69	53	53	0%
New Castle Annex	486	486	449	422	-6%
New Castle Mental Health	128	128	119	119	0%
WCU Secure Housing Unit	110	110	96	96	0%
Wabash Valley	1,785	1,785	1,710	1,704	0%
WVS Secure Housing Unit	216	216	191	191	0%
Reception Diag. Center	<u>695</u>	<u>695</u>	<u>648</u>	<u>648</u>	<u>0%</u>
Total	10,203	10,249	9,827	9,724	-1%
Minumum Security & Re-Entry - Adult FEMALE					
Madison	740	810	810	690	-15%
Jefferson Co. Re-Entry	72	72	72	67	-7%
Crane House	45	45	45	24	-47%
Total	857	927	927	781	-16%
Medium Security - Adult FEMALE					
Rockville	<u>1,041</u>	<u>1,041</u>	<u>994</u>	<u>985</u>	-1%
Total	1,041	1,041	994	985	-1%
Maximum Security - Adult FEMALE					
Women's Prison	727	727	698	686	-2%
Rockville Intake	<u>212</u>	<u>212</u>	<u>154</u>	<u>154</u>	<u>0%</u>
Total	939	939	852	840	-1%
JAIL BED COUNT**					
Adult Male	280	210	210	210	0%
Adult Female	<u>27</u>	<u>24</u>	<u>24</u>	<u>24</u>	<u>0%</u>
Total	307	234	234	234	0%
JUVENILE OFFENDERS					
	Juvenile Male				
Logansport Juvenile Intake/Diagnostic Facility	92	92	16	16	0%
North Central Juvenile Correctional Facility	174	174	173	131	-24%
Pendleton Juvenile Correctional Facility	<u>391</u>	<u>391</u>	<u>375</u>	<u>221</u>	<u>-41%</u>
Total	657	657	564	368	-35%

Table 2 (Cont.)

Juvenile Female

	September Operational Capacity	October Operational Capacity	October Adjusted Operational Capacity*	October Ending Count	Percent +/- Capacity
LaPorte Juvenile Correctional Facility	62	62	60	39	-35%

TOTALS

	September Operational Capacity	October Operational Capacity	October Adjusted Operational Capacity*	October Ending Count	Percent +/- Capacity
GRAND TOTAL FOR ALL ADULT MALES (Includes Jail Bed Count and Contracted Beds)	26,319	26,290	24,855	24,543	-1%
TOTAL FOR ADULT MALES IDOC FACILITIES ONLY	25,896	25,942	24,520	24,274	-1%
GRAND TOTAL FOR ALL ADULT FEMALES (Includes Jail Bed Count and Contracted Beds)	2,864	2,931	2,797	2,630	-6%
TOTAL FOR ADULT FEMALES IDOC FACILITIES ONLY	2,792	2,862	2,728	2,582	-5%
TOTAL FOR JUVENILE MALES	657	657	564	368	-35%
TOTAL FOR JUVENILE FEMALES	62	62	60	39	-35%
GRAND TOTAL FOR THE DEPARTMENT (Includes Jail Bed Count** and Contracted Beds)	29,902	29,940	28,276	27,580	-2%
GRAND TOTAL FOR THE DEPARTMENT (Excludes Jail Bed Count and Contracted Beds)	29,407	29,523	27,872	27,263	-2%

*Adjusted Operational Capacity includes Intake Beds and excludes Down, Held, and Segregation/Infirmary, and Program/Treatment Hold Beds.

**Jail Bed Counts - IDOC offender Jail Bed holding is demand-based, therefore Jail Bed Percent Capacity is always 0%. Jail Bed Operational Capacity is determined by each county's availability and fluctuates from month to month.

Sources: Planning Division Facility Body Count Report
 Planning Division Juvenile Daily Count Report
 OIS - Jail Bed Count
 Operational Support Services - Vacancy Report

Indiana Department of Correction
Table 3
Facility Population on the First Day of Each Month
(Excludes County Jail "Back-ups" & Contracted Beds)

<u>2018</u>	<u>Adult</u> <u>Male</u>	<u>Adult</u> <u>Female</u>	<u>Juvenile</u> <u>Male</u>	<u>Juvenile</u> <u>Female</u>	<u>Total</u>
January	23,290	2,345	354	40	26,029
February	23,273	2,356	372	47	26,048
March	23,364	2,395	394	45	26,198
April	23,505	2,414	395	48	26,362
May	23,506	2,443	387	43	26,379
June	23,719	2,466	394	40	26,619
July	23,794	2,447	379	29	26,649
August	23,677	2,442	377	35	26,531
September	23,738	2,502	373	32	26,645
October	23,788	2,505	375	39	26,707
November	23,874	2,523	357	41	26,795
December	23,894	2,511	369	41	26,815

<u>2019</u>	<u>Adult</u> <u>Male</u>	<u>Adult</u> <u>Female</u>	<u>Juvenile</u> <u>Male</u>	<u>Juvenile</u> <u>Female</u>	<u>Total</u>
January	23,970	2,500	365	38	26,873
February	23,876	2,481	382	41	26,780
March	23,963	2,481	386	40	26,870
April	24,030	2,488	383	44	26,945
May	24,103	2,522	372	34	27,031
June	24,138	2,549	360	36	27,083
July	24,181	2,596	355	34	27,166
August	24,186	2,574	367	43	27,170
September	24,285	2,630	373	39	27,327
October	24,264	2,614	376	39	27,293
November	24,274	2,582	368	39	27,263

Source: Research Division Juvenile Daily Count Report

Indiana Department of Correction
Table 4
Parole Caseload on November 04, 2019

<u>Parole District</u>	Indiana Parolees		Other Jurisdiction		<u>Total</u>
	<u>Adult Male</u>	<u>Adult Female</u>	<u>Adult Male</u>	<u>Adult Female</u>	
<i>Interstate Compact (PD0)*</i>	386	30	438	48	902
	<u>District Supervision Breakdown as follows:</u>				
Re-Entry Parole (PD1)	297	37	29	3	366
Fort Wayne (PD2)	604	56	32	3	695
Indianapolis (PD3)	1277	103	75	5	1,460
Evansville (P4A)	386	35	42	5	468
Terre Haute (P4B)	413	48	19	1	481
Bloomington (PD5)	304	47	26	6	383
Gary (PD6)	386	26	67	4	483
New Castle (PD7)	583	110	39	6	738
South Bend (PD8)	572	51	68	9	700
Madison (PD9)	268	58	41	6	373
Total	5,476	601	438	48	6,563

Total Parole Population on the First Day of Each Month

<u>Calendar Year 2019</u>	Indiana Parolees		Other Jurisdiction		<u>Total</u>
	<u>Adult Male</u>	<u>Adult Female</u>	<u>Adult Male</u>	<u>Adult Female</u>	
January	5,792	610	492	53	6,947
February	5,793	621	501	74	6,989
March	5,726	600	456	48	6,830
April	5,747	593	446	48	6,834
May	5,693	589	442	53	6,777
June	5,660	579	442	54	6,735
July	5,633	584	443	54	6,714
August	5,646	584	439	54	6,723
September	5,534	584	441	51	6,610
October	5,572	598	439	47	6,656
November	5,476	601	438	48	6,563

** Includes Indiana parolees who are serving their parole in another state, as well as offenders from other States being supervised in Indiana (Interstate Compact)*

Sources: Juvenile Services
Parole Division



Adult Offender Statistics



Indiana Department of Correction
Table 5
Monthly Admissions and Releases- Adult Offenders
(Includes County Jail "Back-ups" & Contracted Beds)
October 2019

Admissions	Male	Female	Total
New Commitments	357	61	418
Parole Violators - New Commits	28	3	31
Parole Violators - Technical	144	12	156
Unsentenced (Safekeepers)	7	0	7
Return from Esc - Sec/NonSec Facility	0	0	0
Return from Escape - Non-Secure Facility	1	0	1
Return from Escape - CTP Absconds	0	0	0
Court Supervision Violators - New Commits	106	16	122
Court Supervision Violators - Technical	108	33	141
Return from CTP - New Commits	1	0	1
Return from CTP - Technical	14	2	16
Unknown (Missing Data)	0	0	0
Total Admissions	766	127	893

Releases	Male	Female	Total
Parole	388	60	448
Probation	250	40	290
Escape Secure Facility	0	0	0
Walk-Away - Non-Secure Facility	0	0	0
Discharged	86	24	110
Unsentenced Discharged	0	0	0
Other (i.e. Death)	5	0	5
Community Transition Program (CTP)	92	16	108
CTP Absconds	1	0	1
Unknown (Missing Data)	0	0	0
Total Releases	822	140	962

Of the 357 new commitments of male felons, 158 (44.3%) had a prior commitment.

Of the 61 new commitments of female felons, 23 (37.7%) had a prior commitment.

Effective July 1, 1998, misdemeanants are to be committed to DOC only under special circumstances (IC 11-12-6)

Sources: SAS-prsadm8.pgm, SAS - prisrel8.pgm

Indiana Department of Correction
Table 6
New Admissions by County of Commitment - Adult Offenders

October 2019

County	Felony Level													Total	County	Felony Level													Total
	Murder	FA	FB	FC	FD	F1	F2	F3	F4	F5	F6	Other*	Murder			FA	FB	FC	FD	F1	F2	F3	F4	F5	F6	Other*			
Adams	0	0	0	0	0	0	0	0	0	1	0	0	1	Madison	1	1	5	1	1	1	2	2	6	3	9	0	32		
Allen	1	1	2	0	0	0	1	6	6	32	10	0	59	Marion	3	3	9	2	2	5	9	36	28	61	5	163			
Bartholomew	0	0	0	1	0	0	0	1	0	0	0	0	2	Marshall	0	0	1	0	0	0	1	1	2	4	0	9			
Benton	0	0	0	0	0	0	0	0	1	0	0	0	1	Martin	0	0	0	0	0	0	0	0	0	0	0	0			
Blackford	0	0	0	0	0	0	0	0	0	0	0	0	0	Miami	0	0	0	0	0	0	0	2	0	1	0	3			
Boone	0	0	0	0	0	0	0	2	1	0	2	0	5	Monroe	0	0	0	1	0	0	0	1	2	1	0	5			
Brown	0	0	0	0	0	0	0	0	0	0	0	0	0	Montgomery	0	0	0	0	1	0	0	2	1	1	0	5			
Carroll	0	0	0	0	0	0	0	0	0	0	1	0	1	Morgan	0	0	0	0	0	1	0	1	1	0	0	3			
Cass	0	0	1	0	0	0	1	0	0	0	2	0	4	Newton	0	0	0	0	0	0	0	0	2	1	0	3			
Clark	0	0	0	0	0	0	0	0	1	3	0	0	4	Noble	0	0	0	0	0	0	0	0	2	0	0	2			
Clay	0	0	0	0	0	0	0	0	1	1	1	0	3	Ohio	0	0	0	0	0	0	0	0	0	0	0	0			
Clinton	0	0	0	0	0	0	0	1	0	1	1	0	3	Orange	0	0	0	0	0	0	1	0	5	0	0	6			
Crawford	0	0	0	0	0	0	0	0	0	0	0	0	0	Owen	0	0	0	0	0	0	0	0	1	0	0	1			
Daviess	0	0	0	0	0	0	0	0	1	0	0	0	1	Parke	0	0	0	0	0	0	0	0	0	0	0	0			
Dearborn	1	0	1	0	0	0	0	1	2	2	1	0	8	Perry	0	0	0	0	0	1	0	1	3	0	0	5			
Decatur	0	0	0	0	0	0	0	1	0	4	2	0	7	Pike	0	0	0	0	0	1	0	3	1	1	0	6			
DeKalb	0	0	0	0	0	1	1	0	1	2	1	0	6	Porter	0	0	0	0	0	0	0	1	1	0	0	2			
Delaware	0	0	0	1	0	1	2	0	1	5	1	0	11	Posey	0	0	1	0	0	1	0	1	1	0	0	4			
Dubois	0	0	0	0	0	1	0	2	0	1	0	0	4	Pulaski	0	0	0	0	0	0	0	0	0	0	0	0			
Elkhart	0	1	4	0	1	1	0	1	9	5	2	0	24	Putnam	0	0	0	0	0	0	0	0	0	0	0	0			
Fayette	0	0	0	0	0	0	1	1	1	2	0	0	5	Randolph	0	0	0	0	0	0	0	1	0	0	0	1			
Floyd	0	0	0	0	0	0	0	0	0	0	1	0	1	Ripley	0	0	0	0	0	0	0	0	3	1	0	4			
Fountain	0	0	1	0	0	0	0	0	0	2	0	0	3	Rush	0	0	0	0	0	0	0	3	0	0	0	3			
Franklin	0	0	1	0	0	0	0	0	0	1	1	0	3	St. Joseph	2	0	0	1	0	0	1	4	0	8	1	17			
Fulton	0	0	0	0	0	0	0	0	0	0	0	0	0	Scott	0	0	0	0	0	0	0	2	1	2	0	5			
Gibson	0	0	0	0	0	0	0	1	0	3	2	0	6	Shelby	0	0	0	0	0	1	0	1	1	2	0	5			
Grant	0	0	1	0	0	0	0	0	0	4	1	0	6	Spencer	0	0	1	0	0	0	0	0	0	0	0	1			
Greene	0	0	0	0	0	0	1	0	1	0	0	0	2	Starke	0	0	0	0	0	1	0	0	0	3	0	4			
Hamilton	0	0	0	0	0	0	0	2	0	3	3	0	8	Steuben	0	0	0	0	1	0	0	0	0	0	0	1			
Hancock	0	0	0	0	0	0	0	0	1	3	2	0	6	Sullivan	0	0	0	0	0	0	0	0	1	0	0	1			
Harrison	0	0	0	0	0	0	0	0	0	1	2	0	3	Switzerland	0	0	0	0	0	0	0	0	0	0	0	0			
Hendricks	1	0	0	0	0	0	1	0	1	1	0	0	4	Tippecanoe	0	1	1	0	0	0	2	7	8	0	0	19			
Henry	0	0	0	0	0	0	2	1	5	1	0	0	9	Tipton	0	0	0	0	0	0	0	0	0	0	0	0			
Howard	0	0	0	0	1	0	1	0	1	3	0	0	6	Union	0	0	0	0	0	0	0	0	1	0	0	1			
Huntington	0	1	1	1	0	1	0	1	1	2	1	0	9	Vanderburgh	0	0	1	0	1	1	6	5	7	18	5	44			
Jackson	0	0	0	0	0	0	1	0	1	2	0	0	4	Vermillion	0	0	0	0	0	0	0	0	2	0	0	2			
Jasper	0	0	0	0	0	0	0	1	0	2	0	0	3	Vigo	0	1	0	0	0	0	0	2	1	0	0	4			
Jay	0	0	0	0	0	0	0	0	0	2	0	0	2	Wabash	0	0	0	0	1	0	0	0	0	6	0	7			
Jefferson	0	0	0	0	0	0	0	1	0	7	0	0	8	Warren	0	0	0	0	0	0	0	0	0	1	0	1			
Jennings	0	0	0	0	0	0	0	0	0	0	1	0	1	Warrick	0	0	0	0	0	1	0	0	0	0	0	1			
Johnson	0	1	1	0	0	0	0	3	4	11	10	0	30	Washington	0	0	0	0	0	0	0	0	1	0	0	1			
Knox	0	0	0	0	0	0	0	0	0	0	0	0	0	Wayne	0	0	2	0	0	1	0	3	2	1	0	9			
Kosciusko	0	0	0	0	0	0	1	1	0	0	0	0	2	Wells	0	0	0	0	0	0	0	1	4	2	0	7			
LaGrange	0	0	0	0	0	0	0	0	0	0	0	0	0	White	0	0	0	0	0	1	0	0	1	0	0	2			
Lake	2	0	0	1	0	0	3	4	2	4	0	0	16	Whitley	0	0	1	0	0	0	1	2	0	0	0	4			
LaPorte	0	0	0	0	0	0	0	2	0	0	0	0	2	Unknown	0	0	0	0	0	0	0	0	0	0	0	0			
Lawrence	0	0	1	0	0	0	0	1	0	1	2	0	5	Totals	11	10	36	9	9	15	38	90	116	263	84	681			

Data based on Most Serious Offense and includes only New- and Reccommitments.

Parole violators are not included.

**"Other" may include missing, habitual offense, contempt of court, or misdemeanor.

***"Unknown" represents offenders who were sentenced to DOC, but County of Commitment data was unavailable.

Source: Prsadm7.pgm

Indiana Department of Correction

Table 7

Release Type by County of Commitment - Adult Offenders

October 2019

County	Release Type				Total	County	Release Type				Total
	Parole	Probation	Discharged	CTP			Parole	Probation	Discharged	CTP	
Adams	2	2	0	2	6	Madison	25	15	3	6	49
Allen	22	13	5	15	55	Marion	111	54	20	18	203
Bartholomew	7	2	0	2	11	Marshall	0	2	1	0	3
Benton	0	0	0	0	0	Martin	1	0	0	1	2
Blackford	0	2	1	0	3	Miami	2	0	0	0	2
Boone	1	1	2	0	4	Monroe	9	2	2	0	13
Brown	0	0	0	0	0	Montgomery	2	1	1	1	5
Carroll	1	3	0	0	4	Morgan	9	2	0	0	11
Cass	1	2	3	4	10	Newton	2	1	0	0	3
Clark	1	2	0	0	3	Noble	2	5	2	0	9
Clay	2	3	0	2	7	Ohio	0	1	0	0	1
Clinton	4	5	0	0	9	Orange	1	1	1	0	3
Crawford	0	0	0	0	0	Owen	2	1	0	0	3
Daviess	1	4	1	0	6	Parke	1	0	0	0	1
Dearborn	11	11	1	0	23	Perry	0	1	0	0	1
Decatur	2	0	0	5	7	Pike	0	0	0	1	1
DeKalb	1	2	1	0	4	Porter	4	0	0	0	4
Delaware	5	4	0	1	10	Posey	2	0	0	0	2
Dubois	3	2	1	2	8	Pulaski	1	1	1	0	3
Elkhart	17	19	1	3	40	Putnam	0	1	0	0	1
Fayette	5	0	1	1	7	Randolph	0	0	0	1	1
Floyd	6	4	1	0	11	Ripley	1	2	3	0	6
Fountain	0	0	0	0	0	Rush	2	1	1	3	7
Franklin	0	2	0	0	2	St. Joseph	16	4	2	1	23
Fulton	1	2	1	0	4	Scott	4	3	1	0	8
Gibson	1	1	0	0	2	Shelby	3	2	6	1	12
Grant	5	4	1	0	10	Spencer	1	0	0	0	1
Greene	3	2	0	0	5	Starke	1	1	0	0	2
Hamilton	5	7	2	0	14	Steuben	1	1	1	1	4
Hancock	2	4	1	0	7	Sullivan	1	1	1	0	3
Harrison	5	1	0	1	7	Switzerland	0	0	1	0	1
Hendricks	7	1	0	0	8	Tippecanoe	4	8	1	7	20
Henry	5	1	0	0	6	Tipton	0	0	0	0	0
Howard	2	3	3	1	9	Union	0	0	0	0	0
Huntington	5	8	5	0	18	Vanderburgh	26	4	7	8	45
Jackson	5	2	0	1	8	Vermillion	1	1	0	0	2
Jasper	1	0	0	0	1	Vigo	7	10	0	1	18
Jay	3	3	1	0	7	Wabash	3	1	2	1	7
Jefferson	2	1	1	0	4	Warren	1	3	0	0	4
Jennings	4	0	0	0	4	Warrick	1	2	0	0	3
Johnson	18	7	5	0	30	Washington	1	1	0	0	2
Knox	2	1	1	1	5	Wayne	12	3	1	1	17
Kosciusko	0	2	1	0	3	Wells	3	2	1	2	8
LaGrange	0	2	1	1	4	White	0	0	0	0	0
Lake	9	3	5	7	24	Whitley	1	5	1	0	7
LaPorte	4	8	1	0	13	Unknown	2	0	1	0	3
Lawrence	1	1	2	5	9	Totals	448	290	110	108	956

This data excludes Temporary Moves, Safekeepers, Predispositions, Escapes, Deaths, releases from CTP and releases from Out of State Parole.

*"Unknown" represents offenders who were sentenced to DOC, but County of Commitment data was unavailable.

Source: prisrel7.pgm

Indiana Department of Correction
Table 8
The Number of Department of Correction Offenders
Held in County Jails*
October 28, 2019.

<u>County</u>	<u>Adult Male</u>	<u>Adult Female</u>	<u>County</u>	<u>Adult Male</u>	<u>Adult Female</u>	<u>County</u>	<u>Adult Male</u>	<u>Adult Female</u>
Adams	3	0	Hendricks	2	0	Pike	0	0
Allen	16	0	Henry**	1	0	Porter	4	1
Bartholomew	1	0	Howard	9	1	Posey	0	0
Benton	1	0	Huntington	0	0	Pulaski**	1	0
Blackford**	0	0	Jackson	3	0	Putnam**	1	0
Boone	2	1	Jasper	1	0	Randolph	1	0
Brown	0	0	Jay	0	0	Ripley	3	1
Carroll	1	0	Jefferson	4	0	Rush	0	0
Cass	3	1	Jennings	1	0	St. Joseph	2	0
Clark	3	1	Johnson	4	2	Scott	1	0
Clay	2	0	Knox**	0	0	Shelby	0	0
Clinton	3	0	Kosciusko	1	1	Spencer**	1	0
Crawford**	0	0	LaGrange	0	0	Starke	1	0
Daviess	1	0	Lake	9	1	Steuben	2	1
Dearborn	1	1	LaPorte	2	0	Sullivan	2	0
Decatur	1	1	Lawrence	6	0	Switzerland	1	1
DeKalb	0	0	Madison	4	0	Tippecanoe	7	0
Delaware	1	0	Marion	8	0	Tipton	0	0
Dubois	1	0	Marshall	5	0	Union	0	0
Elkhart	12	1	Martin	0	0	Vanderburgh	18	0
Fayette	0	0	Miami	1	1	Vermillion	0	0
Floyd	2	0	Monroe	0	0	Vigo	5	0
Fountain	0	0	Montgomery	1	0	Wabash	2	1
Franklin	0	0	Morgan	3	1	Warren	1	0
Fulton	0	0	Newton	0	0	Warrick	1	0
Gibson	0	0	Noble	1	0	Washington	3	0
Grant	10	2	Ohio	0	0	Wayne	4	0
Greene	1	0	Orange**	0	0	Wells**	1	1
Hamilton	8	2	Owen	1	0	White	2	0
Hancock	1	1	Parke	1	0	Whitley	1	0
Harrison**	1	0	Perry	2	0	Total	210	24

* Data is based on known frequencies reported by the counties; some county data may be missing

** County Jail Substance Abuse Programs

Source: Offender Movement □

Indiana Department of Correction
Table 9
Community Transition Program
Average Daily Populations

<u>Month</u>	<u>2015</u>	<u>2016</u>	<u>2017</u>	<u>2018</u>	<u>2019</u>
January	457	518	465	392	382
February	442	480	475	402	379
March	468	492	475	411	372
April	529	518	481	441	376
May	549	499	487	443	396
June	539	469	481	398	379
July	539	491	445	386	393
August	559	496	421	395	336
September	538	509	400	387	330
October	564	478	385	384	324
November	528	470	389	366	
December	<u>522</u>	<u>461</u>	<u>372</u>	<u>381</u>	
YEARLY AVERAGE	519	490	440	399	367

Source: CTP Database and OIS Warmbody

Indiana Department Of Correction
Table 10
Community Transition Program
October 2019 Release Information (Felony Level A-D)

Total number of offenders eligible to be released =		216
Felony A and B total =	159	
Felony C total =	45	
Felony D total =	7	
Murder =	5	
Total number of offenders transitioned to counties for CTP =		36
By default (lack of response from judge)		
Felony A or B =	0	
Felony C =	6	
Felony D =	1	
By approval by court order from judge		
Felony A or B =	18	
Felony C =	8	
Felony D =	1	
Murder =	2	
Total number of offenders transitioned to counties then returned to DOC due to refusal (court ordered denial upon receipt of offender) =		0
Total number of court ordered denials =		109
Felony A or B =	76	
Felony C =	28	
Felony D =	3	
Murder =	2	
Total number of Felony A or B, or Murder denials by default (no response from judge) =		48
Total number of offenders who became ineligible after eligibility determined but prior to CTP commencement date (reasons include change in Earliest Possible Release Date, change in warrant status, released to probation or to parole, other miscellaneous) =		23
Felony A or B =	18	
Felony C =	3	
Felony D =	2	
Murder =	0	

Indiana Department Of Correction
Table 10
Community Transition Program
October 2019 Release Information (Felony Level 1-6)

Total number of offenders eligible to be released =		280
Felony 1 and 2 total =	8	
Felony 3 and 4 total =	97	
Felony 5 and 6 total =	175	
Total number of offenders transitioned to counties for CTP =		70
By default (lack of response from judge)		
Felony 1 and 2 total =	0	
Felony 3 and 4 total =	0	
Felony 5 and 6 total =	16	
By approval by court order from judge		
Felony 1 and 2 total =	4	
Felony 3 and 4 total =	24	
Felony 5 and 6 total =	26	
Total number of offenders transitioned to counties then returned to DOC due to refusal (court ordered denial upon receipt of offender) =		0
Total number of court ordered denials =		142
Felony 1 and 2 total =	2	
Felony 3 and 4 total =	45	
Felony 5 and 6 total =	95	
Total number of Felony 1 or 2 denials by default (no response from judge) =		1
Total number of offenders who became ineligible after eligibility determined but prior to CTP commencement date (reasons include change in Earliest Possible Release Date, change in warrant status, released to probation or to parole, other miscellaneous) =		50
Felony 1 and 2 total =	1	
Felony 3 and 4 total =	11	
Felony 5 and 6 total =	38	

Source: SAS - CTP2 Adms

Indiana Department of Correction
Table 11
Total Number of Felony Offenses
Committed to the Indiana Department of Correction

October 2019

Felony Level	Primary Offense	Secondary Offense	Sep-19		This Calendar Year	
			SEX		SEX	
			F	M	F	M
A Felony	Burglary (35-43-2-1)		-	1	-	6
	Child Molesting (35-42-4-3)		4	3	5	36
	Criminal Deviate Conduct (35-42-4-2)		-	-	-	1
	Dealing Cocaine or Narcotic Drug (35-48-4-1)		-	1	1	25
	Dealing Methamphetamine (35-48-4-1.1)		-	1	5	3
	Dealing Sched I, II, or III Cntrl Sub (35-48-4-2)		-	2	2	5
	Possession of Cocaine or Narcotic Drug(35-48-4-6)		-	-	-	1
	Rape (35-42-4-1)		-	1	-	3
	Robbery (35-42-5-1)		-	1	-	3
Voluntary Manslaughter (35-42-1-3)		-	-	-	3	
A Felony Total			4	10	13	86

Felony Level	Primary Offense	Secondary Offense	Sep-19		This Calendar Year		
			SEX		SEX		
			F	M	F	M	
B Felony	Aggravated Battery (35-42-2-1.5)		-	2	1	5	
	Arson (35-43-1-1)		-	1	-	5	
	Battery (35-42-2-1)		-	-	-	3	
	Burglary (35-43-2-1)		-	11	9	117	
	Carjacking (35-42-5-2)		-	-	-	2	
	Child Molesting (35-42-4-3)		-	4	-	21	
	Criminal Confinement (35-42-3-3)		-	-	-	3	
	Criminal Deviate Conduct (35-42-4-2)		-	-	-	3	
	Dealing Cocaine or Narcotic Drug (35-48-4-1)		-	4	6	67	
	Dealing Methamphetamine (35-48-4-1.1)		1	9	23	66	
	Dealing Sched I, II, or III Cntrl Sub (35-48-4-2)		-	-	21	27	
	Dealing Sched IV Cntrl Sub (35-48-4-3)		1	-	1	1	
	Felon in Possession of a Firearm (35-47-4-5)		-	2	1	12	
	Incest (35-46-1-3)		-	-	-	3	
	Neglect of a Dependent (35-46-1-4)		-	-	2	2	
	Operating Vehicle Intoxicated/Death (9-30-5-5)		-	-	-	2	
	Possession Methamphetamine (35-48-4-6.1)		-	-	1	4	
	Possession of Cocaine or Narcotic Drug(35-48-4-6)		-	-	2	3	
	Prisoner Poss. Dang Device/Material(35-44-3-9.5)		-	-	-	1	
	Rape (35-42-4-1)		-	1	-	5	
	Robbery (35-42-5-1)		-	8	4	61	
	Sexual Misconduct with a Minor (35-42-4-9)		-	-	1	20	
	B Felony Total			2	42	72	433

Felony Level	Primary Offense	Secondary Offense	Sep-19		This Calendar Year		
			SEX		SEX		
			F	M	F	M	
C Felony	Battery (35-42-2-1)		-	6	-	17	
	Burglary (35-43-2-1)		-	4	-	51	
	Child Exploitation (35-42-4-4)		-	-	-	1	
	Child Molesting (35-42-4-3)		-	5	-	51	
	Conspiracy (35-41-5-2)	Burglary (35-43-2-1)		-	-	-	3
	Corrupt Business Influence (35-45-6-2)			-	-	-	4
	Criminal Confinement (35-42-3-3)			-	1	-	1
	Criminal Recklessness (35-42-2-2)			-	-	1	3
	Dangerous Control of a Handgun (35-47-10-6)			-	-	-	1
	Dealing Cocaine or Narcotic Drug (35-48-4-1)			-	-	-	1
	Dealing Marijuana, Hash Oil, or Hashish (35-48-4-10)			-	-	-	2
	Dealing Sched IV Controlled Substance (35-48-4-3)			-	-	1	3
	Driving After Forfeiture (9-12-3-2)			-	-	-	1
	Escape/Failure to Return (35-44-3-5)			-	-	-	1
	Failure to Register as a Sex Offender (11-8-8-17)			-	-	-	2
	Firearm w/in One Mile of School (35-47-2-1)			-	-	-	2
	Forgery (35-43-5-2)			1	-	5	27
	Fraud on Financial Institution (35-43-5-8)			-	-	-	3
	Handgun Violation (35-47-2-7)			-	-	-	3
	Incest (35-46-1-3)			-	-	-	1
	Intimidation (35-45-2-1)			-	-	-	1
	Neglect of a Dependent (35-46-1-4)			-	-	2	2
	Non-Support of Dependent Child (35-46-1-5)			-	2	1	41
	Oper Veh Intox Prev Conv (9-30-5-2)			-	-	1	-
	Operating Vehicle w/Lifetime Suspension (9-30-10-17)			-	-	-	8
	Operating Vehicle-Habitual Violation (9-30-10-16)			-	-	-	2
	Possession Methamphetamine (35-48-4-6.1)			-	-	1	2
	Possession of Cocaine or Narcotic Drug (35-48-4-6)			-	-	1	5
	Possession of Controlled Substance (35-48-4-7)			-	-	2	1
	Possession of Precursors (35-48-4-14.5)			-	-	-	2
	Reckless Homicide (35-42-1-5)			-	-	-	1
	Robbery (35-42-5-1)			-	-	1	18
	Sexual Misconduct with a Minor (35-42-4-9)			-	-	-	8
Trafficking with an Inmate (35-44-3-9)			-	-	-	1	
Welfare Fraud (35-43-5-7)			-	-	3	-	
C Felony Total			1	18	19	270	

Felony Level	Primary Offense	Secondary Offense	Sep-19		This Calendar Year	
			SEX		SEX	
			F	M	F	M
D Felony	Assisting a Criminal (35-44-3-2)		-	-	1	-
	Attempt to Commit a Felony (35-41-5-1)	Theft, Receiving Stolen Property (35-43-4-2)	-	-	-	1
	Auto Theft, Receiving Stolen Parts (35-43-4-2.5)		-	-	-	6
	Battery (35-42-2-1)		-	-	1	2
	Battery by Bodily Waste (35-42-2-6)		-	-	3	1
	Check Fraud (35-43-5-12)		-	1	1	3
	Child Exploitation (35-42-4-4)		-	-	-	2
	Child Pornography (35-42-4-4)		-	-	-	1
	Criminal Confinement (35-42-3-3)		-	1	-	3
	Criminal Mischief (35-43-1-2)		-	-	1	-
	Criminal Recklessness (35-42-2-2)		-	1	1	7
	Dealing Marijuana, Hash Oil, or Hashish (35-48-4-10)		-	-	-	1
	Dealing/Poss. Look-Alike Subs (35-48-4-11.5)		-	-	1	-
	Domestic Battery (35-42-2-1.3)		-	-	-	1
	Driving While Intoxicated/Injury (9-11-2-4)		-	-	-	2
	Driving While Suspended/Oper Veh HTV (9-30-10-16)		-	-	2	4
	Exploit Endangered Adult (35-46-1-12)		-	-	-	1
	Fail to Stop Accident w/Injury (9-26-1-1)		-	-	1	2
	Failure to Appear (35-44-3-6)		-	-	-	1
	Failure to Register as a Sex Offender (11-8-8-17)		-	-	-	1
	Failure to Return to Lawful Detention (35-44-3-5)		-	1	-	5
	Fraud (35-43-5-4)		-	-	-	1
	Identity Deception (35-43-5-3.5)		-	-	-	1
	Intimidation (35-45-2-1)		-	-	2	1
	Involuntary Manslaughter(35-42-1-4)		-	-	-	1
	Maintaining a Common Nuisance(35-48-4-13)		-	1	2	7
	Neglect of a Dependent (35-46-1-4)		-	1	-	2
	Non-Support of a Child (35-46-1-5)		-	1	1	24
	Obstruction of Justice (35-44-3-4)		-	-	1	-
	Operating Vehicle Intox-Prior (9-30-5-3)		-	-	2	6
	Operating Vehicle Intoxicated-Endanger (9-30-5-2)		-	1	-	3
	Poss. of Marijuana, Hash Oil, or Hashish (35-48-4-11)		-	-	1	6
	Possession - Syringe/Needle (16-42-19-18)		-	-	2	-
	Possession of Cocaine or Narcotic Drug (35-48-4-6)		-	1	3	10
	Possession of Controlled Substance (35-48-4-7)		-	1	3	10
	Possession of Meth(35-48-4-6.1)		-	1	2	7
	Possession of Precursors (35-48-4-14.5)		-	1	-	5
	Possession/Use of Legend Drug (16-42-19-13)		-	-	1	-
	Residential Entry (35-43-2-1.5)		-	-	1	1
	Resisting Law Enforcement (35-44-3-3)		-	-	1	11
	Resisting Law Enforcement, Vehicle (35-44.1-3-1A)		-	-	-	1
	Sexual Battery (35-42-4-8)		-	-	-	6
	Sexual Misconduct with a Minor (35-42-4-9)		-	-	-	2
	Strangulation (35-42-2-9)		-	1	-	3
	Theft, Receiving Stolen Property (35-43-4-2)		3	6	9	69
	Vicarious Sexual Gratification (35-42-4-5)		-	-	-	1
	Welfare Fraud (35-43-5-7)		-	-	-	4
D Felony Total			3	19	43	226

Felony Level	Primary Offense	Secondary Offense	Sep-19		This Calendar Year	
			SEX		SEX	
			F	M	F	M
Level 1 Felony	Aggravated Battery (35-42-2-1.5)		-	-	-	3
	Atmpted Murder (35-42-1-1(1))		-	-	-	5
	Attempt to Commit a Felony (35-41-5-1)		-	1	-	1
		Child Molesting (35-42-4-3)	-	-	-	1
		Murder (35-42-1-1)	-	-	2	26
	Burglary (35-43-2-1)		-	1	-	5
	Child Molesting (35-42-4-3)		-	15	2	121
	Conspiracy (35-41-5-2)	Murder (35-42-1-1)	-	1	-	1
	Criminal Gang Enhancement (35-50-2-15)		-	-	-	1
	Firearm Enhancement (35-50-2-11)		-	-	-	1
	Neglect of a Dependent/Death (35-46-1-4)		1	-	5	4
	Rape (35-42-4-1)		-	-	-	9
	Sex Misconduct w/ Minor (35-42-4-9)		-	-	-	2
Level 1 Felony Total			1	18	9	180

Felony Level	Primary Offense	Secondary Offense	Sep-19		This Calendar Year	
			SEX		SEX	
			F	M	F	M
Level 2 Felony	Aiding, Inducing or Causing an Offense (35-41-2-4)	Dealing Cocaine or Narcotic Drug (35-48-4-1)	-	-	1	-
		Robbery (35-42-5-1)	-	-	-	1
	Arson (35-43-1-1)		-	-	1	-
	Attempt to Commit a Felony (35-41-5-1)	Robbery (35-42-5-1)	-	1	2	6
		Voluntary Manslaughter (35-42-1-3)	-	-	-	1
	Battery (35-42-2-1)		-	-	-	3
	Burglary (35-43-2-1)		-	4	2	21
	Child Molesting (35-42-4-3)		-	-	-	2
	Conspiracy (35-41-5-2)	Burglary (35-43-2-1)	-	-	-	4
		Dealing Cocaine or Narcotic Drug (35-48-4-1)	-	1	-	1
		Dealing Methamphetamine (35-48-4-1.1)	1	-	1	4
		Robbery (35-42-5-1)	-	1	2	2
	Criminal Confinement (35-42-3-3)		-	-	1	2
	Dealing Cocaine or Narcotic Drug (35-48-4-1)		-	5	7	86
	Dealing Methamphetamine (35-48-4-1.1)		3	16	64	183
	Dealing Sched I, II, or III Cntrl'd Sub (35-48-4-2)		-	1	-	5
	Dom. Batt. Rslt in Dth of a Minor under 14 (35-42-2-1.3A)		-	-	-	1
	Manufacturing Methamphetamine (35-42-4-5)		-	-	-	1
	Resisting Law Enforcement (35-44.1-3-1)		-	-	-	1
	Robbery (35-42-5-1)		-	2	4	22
	Voluntary Manslaughter (35-42-1-3)		2	5	5	23
Level 2 Felony Total			6	36	90	369

Felony Level	Primary Offense	Secondary Offense	Sep-19		This Calendar Year		
			SEX		SEX		
			F	M	F	M	
Level 3 Felony	Accident/Failure to Stop-Serious Inj/Death (9-26-1-1.1)		-	-	1	-	4
	Aggravated Battery (35-42-2-1.5)		2	4	9	83	
		Firearm Enhancement (35-50-2-11)	-	-	-	1	
		Aiding, Inducing or Causing an Offense (35-41-2-4)					
			Aggravated Battery (35-42-2-1.5)	-	-	-	2
			Dealing Cocaine or Narcotic Drug (35-48-4-1)	-	1	-	1
			Dealing Methamphetamine (35-48-4-1.1)	-	-	1	1
			Robbery (35-42-5-1)	-	-	1	5
		Arson (35-43-1-1)		-	-	-	1
		Attempt to Commit a Felony (35-41-5-1)					
			Aggravated Battery (35-42-2-1.5)	-	-	-	3
			Kidnaping (35-42-3-2)	-	-	-	1
			Rape (35-42-4-1)	-	1	-	5
			Robbery (35-42-5-1)	-	2	1	11
		Battery (35-42-2-1)		-	1	1	10
		Burglary (35-43-2-1)		-	1	2	12
		Child Molesting (35-42-4-3)		-	4	-	32
		Conspiracy (35-41-5-2)		-	-	-	1
			Burglary (35-43-2-1)	-	-	-	1
			Dealing Methamphetamine (35-48-4-1.1)	-	-	1	2
			Robbery (35-42-5-1)	-	1	-	5
		Criminal Confinement (35-42-3-3)		1	7	3	46
		Dealing Cocaine or Narcotic Drug (35-48-4-1)		1	11	11	88
		Dealing Methamphetamine (35-48-4-1.1)		6	11	43	137
		Dealing Sched I, II, or III Cntrld Sub (35-48-4-2)		-	1	6	8
		Dealing Sched IV Cntrld Sub (35-48-4-3)		-	1	-	4
		Disarm/Attempt to Disarm an Officer (35-44.1-3-2)		-	-	-	1
		Domestic Battery SBI Under 14 (35-42-2-1.3A)		-	-	-	2
		Human Sexual Trafficking (35-42-3.5-1)		-	1	-	1
		Kidnaping (35-42-3-2)		-	-	-	11
		Manufacturing Meth (35-48-4-1.2)		-	-	-	2
		Neglect of a Dependent/Death (35-46-1-4)		5	1	21	12
		Possession of Cocaine or Narcotic Drug (35-48-4-6)		1	1	3	12
		Possession of Meth (35-48-4-6.1)		3	6	23	52
		Rape (35-42-4-1)		-	5	-	48
		Robbery (35-42-5-1)		2	49	31	340
		Vicarious Sexual Gratification (35-42-4-5)		-	-	-	1
Level 3 Felony Total			21	110	157	945	

Felony Level	Primary Offense	Secondary Offense	Sep-19		This Calendar Year		
			SEX		SEX		
			F	M	F	M	
Level 4 Felony	Aiding, Inducing or Causing an Offense (35-41-2-4)						
		Burglary (35-43-2-1)	-	-	-	4	
		Conspiracy (35-41-5-2)	-	-	-	2	
			Dealing Cocaine or Narcotic Drug (35-48-4-1)	-	-	-	1
			Dealing Methamphetamine (35-48-4-1.1)	-	-	2	2
			Possession of Meth (35-48-4-6.1)	-	-	1	-
		Arson (35-43-1-1)		-	5	5	32
		Attempt to Commit a Felony (35-41-5-1)		-	3	-	3
			Arson (35-43-1-1)	-	-	-	1
			Burglary (35-43-2-1)	-	-	-	1
			Child Molesting (35-42-4-3)	-	-	-	1
			Conspiracy (35-41-5-2)	-	-	-	1
			Pharmacy Robbery (35-45-5-1B)	-	-	-	1
		Battery (35-42-2-1)		-	-	-	1
		Burglary (35-43-2-1)		3	23	47	307
		Child Exploitation (35-42-4-4)		-	1	-	8
		Child Molesting (35-42-4-3)		-	14	1	154
		Child Solicitation (35-42-4-6)		-	-	-	3
		Conspiracy (35-41-5-2)					
			Burglary (35-43-2-1)	-	1	-	3
			Conspiracy (35-41-5-2)	-	-	-	2
			Dealing Cocaine or Narcotic Drug (35-48-4-1)	-	-	2	-
			Dealing Methamphetamine (35-48-4-1.1)	-	-	3	1
		Dealing Cocaine or Narcotic Drug (35-48-4-1)		1	8	25	86
		Dealing Methamphetamine (35-48-4-1.1)		13	17	75	199
		Dealing Sched I, II, or III Cntrld Sub (35-48-4-2)		-	2	5	10
		Dealing Sched IV Controlled Substance (35-48-4-3)		-	-	-	3
		Escape 35-44.1-3-4		-	1	-	2
		Felon in Possession of a Firearm (35-47-4-5)		-	22	8	279
		Habitual Offender (35-50-2-8)		-	-	-	1
		Human Sexual Trafficking (35-42-3.5-1)		-	-	-	1
		Incest (35-46-1-3)		-	1	-	5
		Manufacturing Meth (35-48-4-1.2)		-	-	2	5
		Operating Vehicle Intoxicated/Death (9-30-5-5)		-	1	5	14
		Pharmacy Robbery (35-42-5-1(b))		-	-	1	2
		Possession of Cocaine or Narcotic Drug (35-48-4-6)		-	6	4	28
		Possession of Dangerous Device (35-44.1-3-7)		-	1	-	2
	Possession of Meth (35-48-4-6.1)		4	9	33	88	
	Promoting Prostitution, under 18 (35-45-4-4)		-	-	1	-	
	Sexual Battery (35-42-4-8)		-	-	-	2	
	Sexual Misconduct with a Minor (35-42-4-9)		-	8	4	53	
	Stalking (35-45-10-5)		-	-	-	2	
	Vicarious Sexual Gratification (35-42-4-5)		-	-	-	7	
Level 4 Felony Total			21	123	224	1316	

Felony Level	Primary Offense	Secondary Offense	Sep-19		This Calendar Year	
			SEX		SEX	
			F	M	F	M
Level 5 Felony	Accident/Failure to Stop-Serious Inj/Death (9-26-1-8)		-	-	-	1
	Aiding, Inducing or Causing an Offense (35-41-2-4)					
		Assisting a Criminal (35-44.1-2-5)	-	-	1	-
		Battery (35-42-2-1)	-	-	-	1
		Burglary (35-43-2-1)	-	1	1	4
		Dealing Cocaine or Narcotic Drug (35-48-4-1)	-	-	1	1

Felony Level	Primary Offense	Secondary Offense	Sep-19		This Calendar Year	
			SEX		SEX	
			F	M	F	M
Level 5 Felony (cont'd)		Dealing Methamphetamine (35-48-4-1.1)	-	-	1	-
		Dealing in Methamphetamine (35-48-4-1.1)	-	-	1	1
		Escape (35-44.1-3-4)	-	-	1	-
		Obstruction of Justice (35-44-3-4)	-	1	-	1
		Robbery (35-42-5-1)	-	-	-	4
		Trafficking with an Inmate (35-44.1-3-5)	-	-	-	2
	Assisting a Criminal (35-44.1-2-5)		1	2	5	12
	Assisting to Commit Suicide(35-42-1-2.5)		-	1	-	1
	Attempt to Commit a Felony (35-41-5-1)	Battery (35-42-2-1)	-	-	2	7
		Burglary (35-43-2-1)	-	-	-	4
		Dealing in Methamphetamine (35-48-4-1.1)	-	-	-	1
		Escape (35-44.1-3-4)	-	-	-	3
		Fraud on Financial Institution (35-43-5-8)	-	-	1	3
		Kidnapping (35-42-3-2)	-	-	-	2
		Robbery (35-42-5-1)	-	2	-	9
	Auto Theft, Receiving Stolen Parts (35-43-4-2.5)		1	3	1	15
	Battery (35-42-2-1)		6	43	59	375
	Bribery (35-44.1-1-2)		-	-	2	2
	Burglary (35-43-2-1)		2	24	31	321
	Child Exploitation (35-42-4-4)		-	1	1	31
	Child Pornography (35-42-4-4(C))		-	-	2	18
	Child Possession of a Firearm (35-47-10-5)		-	2	-	11
	Child Seduction (35-42-4-7)		-	-	-	6
	Child Solicitation (35-42-4-6)		-	2	2	24
	Conspiracy (35-41-5-2)	Burglary (35-43-2-1)	-	-	-	2
		Child Exploitation (35-42-4-4)	-	-	1	2
		Criminal Confinement (35-42-3-3)	-	-	1	-
		Dealing Cocaine or Narcotic Drug (35-48-4-1)	-	-	2	3
		Dealing in Methamphetamine (35-48-4-1.1)	-	-	-	3
		Escape (35-44.1-3-4)	-	1	-	1
		Fraud on Financial Institution (35-43-5-8)	-	-	1	2
		Robbery (35-42-5-1)	-	-	-	5
		Trafficking with an Inmate (35-44.1-3-5)	-	-	2	3
	Contrib. to the Delinquency of a Minor(35-46-1-8)		-	-	1	-
	Conversion (35-43-4-3)		-	-	1	2
	Corrupt Business Influence (35-45-6-2)		3	1	10	15
	Criminal Confinement (35-42-3-3)		-	3	-	55
	Criminal Gang Enhancement (35-50-2-15)		-	-	-	1
	Criminal Recklessness (35-42-2-2)		-	5	3	42
	Dangerous Control of a Handgun (35-47-10-6)		-	-	-	1
	Dealing Cocaine or Narcotic Drug (35-48-4-1)		4	9	35	114
	Dealing Marijuana, Hash Oil, or Hashish (35-48-4-10)		-	2	-	14
	Dealing Methamphetamine (35-48-4-1.1)		5	20	62	227
	Dealing Sched I, II, or III Cntrl Sub (35-48-4-2)		-	3	6	17
	Dealing Sched IV Cntrl Sub (35-48-4-3)		-	-	1	7
	Dealing in Methamphetamine (35-48-4-1.1)		10	19	60	163
	Dealing/Poss. Look-Alike Subs (35-48-4-4.6)		-	3	9	14
	Disarm/Attempt to Disarm an Officer (35-44.1-3-2)		-	-	-	11
	Domestic Battery (35-42-2-1.3)		-	14	10	153
	Escape (35-44.1-3-4)		2	5	13	52
	Fail to Stop Acc Death (9-26-1-1.1)		-	-	-	11
	Failure to Register as a Sex Offender (11-8-8-17)		-	7	2	94
	Firearm w/in One Mile of School (35-47-2-1)		-	26	20	292
	Fraud on Financial Institution (35-43-5-8)		4	1	27	41
	Habitual Felony Offender (35-50-2-8)		-	1	-	1
	Incest (35-46-1-3)		-	-	1	1
	Insurance Fraud (35-43-5-4.5)		-	-	1	-
	Intimidation (35-45-2-1)		1	6	5	85
	Involuntary Manslaughter (35-42-1-4)		1	-	1	2
	Kidnapping (35-42-3-2)		-	-	-	4
	Manufacture Destruct Device (35-47.5-5-2)		-	-	-	1
	Neglect of a Dependent/Death (35-46-1-4)		3	-	10	28
	Non-Support of Dependent Child (35-46-1-5)		-	2	3	14
	Obliterating Handgun I.D. (35-47-2-18)		-	-	1	19
	Obstruction of Justice (35-44.1-2-2)		-	-	-	9
	Oper Veh Aft Life Susp (9-30-10-17)		-	28	16	210
	Operating Veh while Intoxicated (9-30-5-2)		1	-	1	1
	Operating Vehicle Intoxicated-Contrlld Sub (9-30-5-1)		-	-	-	3
		Habitual Offender Controlled Substance (35-50-2-10)	-	-	-	1
	Operating Vehicle Intoxicated/Death (9-30-5-5)		-	-	1	8
	Operating Vehicle Intoxicated/Injury (9-30-5-4)		1	-	2	4
	Possession - Destruct Device (35-47.5-5-2)		-	-	-	2
	Possession of Cocaine or Narcotic Drug 35-48-4-6		1	6	14	91
	Possession of Dangerous Device (35-44.1-3-7)		-	1	-	4
	Possession of Precursors (35-48-4-14.5)		-	1	1	2
	Possession of Syringes or Needles (16-42-19-18)		-	-	5	6
	Possession/Use of Legend Drug (16-42-19-13)		-	-	2	1
	Promoting Prostitution (35-45-4-4)		-	-	-	1
	Prov Gun to Inel Per (35-47-2.5-16)		-	-	1	1
	Reckless Homicide (35-42-1-5)		-	2	2	15
	Removing ID Marks on a Handgun (35-50-2-8)		-	-	-	1
	Resisting Law Enforcement (35-44.1-3-1)		2	-	2	3
	Robbery (35-42-5-1)		4	16	15	167
	Sexual Misconduct with a Minor (35-42-4-9)		-	10	3	67
	Stalking (35-45-10-5)		-	3	1	24
	Strangulation (35-42-2-9)		-	-	-	2
	Theft, Receiving Stolen Property (35-43-4-2)		1	6	8	51
	Trafficking with an Inmate (35-44.1-3-5)		-	1	17	23
	Vicarious Sexual Gratification (35-42-4-5)		-	-	-	3
Level 5 Felony Total			53	284	492	3062

Felony Level	Primary Offense	Secondary Offense	Sep-19		This Calendar Year	
			SEX		SEX	
			F	M	F	M
Level 6 Felony	Abuse of a Corpse (35-45-11-2)		-	-	-	1
	Accident/Failure to Stop-Serious Inj/Death (9-26-1-8)		-	-	-	1
	Aiding in Manufacture of Sch II Cont Subst (35-48-4-2)		-	-	1	2
	Aiding, Inducing or Causing an Offense (35-41-2-4)	Theft, Receiving Stolen Property (35-43-4-2)	-	-	-	4
	Arson (35-43-1-1)		-	-	-	3
	Assisting a Criminal (35-44.1-2-5)		-	1	2	3
	Attempt to Commit a Felony (35-41-5-1)	Attempted/Obstruction of Justice (35-41-5-1)	-	-	1	-
		Battery (35-42-2-1)	-	-	-	1
		Residential Entry (35-43-2-1.5)	-	-	-	1
	Auto Theft, Receiving Stolen Parts (35-43-4-2.5)		1	4	8	85
	Battery 35-42-2-1		-	6	12	73
	Cheating at Gambling (4-33-10-2)		-	-	-	1
	Check Deception (35-43-5-5)		-	-	-	1
	Check Fraud (35-43-5-12)		-	-	1	-
	Child Exploitation (35-42-4-4)		-	-	-	3
	Conspiracy (35-41-5-2)	Attempted/Obstruction of Justice (35-41-5-1)	-	-	-	1
		Dealing in Sched I,II,III Substance (35-41-5-2)	-	-	1	1
	Controlled Substance Registration (35-48-4-14)		-	-	2	-
	Criminal Confinement (35-42-3-3)		1	2	1	22
	Criminal Confinement (35-42-3-3)		-	6	6	121
	Criminal Gang Activity (35-45-9-3)		-	-	-	1
	Criminal Gang Enhancement (35-50-2-15)		-	-	-	2
	Criminal Mischief (35-43-1-2)		-	-	3	2
	Criminal Recklessness (35-42-2-2)		-	1	5	39
	Criminal Trespass (35-43-2-2)		-	1	-	2
	Damage Orig/Spec ID (35-43-6.5-1)		-	-	-	2
	Danger Comm Dis Carrier Int Fail to Warn (35-45-21-3)		-	-	1	-
	Dealing Marijuana, Hash Oil, or Hashish (35-48-4-10)		-	3	2	24
	Dealing Sched I, II, or III Cntrl Sub (35-48-4-2(A))		-	-	-	2
	Dealing Subs. Represent as Cntrl Subs. (35-48-4-4.5)		-	-	1	7
	Dealing in Meth (35-48-4-1.1)		-	1	-	1
	Dealing/Poss. Look-Alike Subs (35-48-4-10.5)		-	-	-	8
	Dealing/Poss. Look-Alike Subs (35-48-4-11.5)		-	1	1	18
	Dissemination of Matter Harmful to Minor (35-49-3-3)		-	1	1	5
	Escape 35-44.1-3-4		5	12	54	195
	Fail to Reg Sex Off (11-8-8-17)		-	1	1	14
	Failure to Appear (35-44.1-2-9)		-	1	3	7
	Failure to Return to Acc Result Serious Inj (9-26-1-1(2))		-	-	-	1
	Falsification of record (4-33-10-2)		-	-	1	-
	Firearm Enhancement (35-50-2-11)		-	-	-	1
	Forgery, Counterfeiting, Application Fraud (35-43-5-2)		-	2	18	58
	Habitual Offender (35-50-2-8)		-	1	1	1
	Habitual Veh Subst Offender Enhance (9-30-15.5-2)		-	-	2	1
	Home Improvement Fraud (35-43-6-12)		1	-	1	-
	Identity Deception (35-43-5-3.5)		-	2	2	8
	Impersonation of a Public Servant (35-44-2-3)		-	-	-	3
	Insurance Fraud (35-43-5-4.5)		1	1	15	14
	Intimidation (35-45-2-1)		-	8	1	66
	Invasion of Privacy (35-46-1-15.1)		-	3	-	34
	Kidnapping (35-42-3-2)		-	-	-	1
	Leaving the Scene of an Accident(9-26-1-1.1)		-	-	-	4
	Maintain Common Nuisance (35-45-2-1(c))		1	-	21	31
	Maintaining Common Nuisance (35-48-4-13)		2	2	6	24
	Make False Sales Document (35-43-5-16)		-	-	1	1
	Money Laundering (35-45-15-5)		-	-	-	1
	Moving Body from Scene of Death (36-2-14-17)		-	1	-	1
	Neglect of a Dependent/Death (35-46-1-4)		3	2	28	30
	Non-Support of Dependent Child (35-46-1-5)		-	1	1	9
	Obstruction of Justice (35-44.1-2-2)		1	-	3	16
	Official Misconduct (35-44.1-1-1)		-	-	-	1
	Oper Vehicle-Intox-Prev Conv (9-30-5-3)		-	-	6	24
		Habitual Offender Controlled Substance (35-50-2-10)	-	-	1	6
	Operating Vehicle Intoxicated-Contrlld Sub (9-30-5-1)		-	4	2	18
		Habitual Offender (35-50-2-8)	-	-	-	1
		Habitual Offender Controlled Substance (35-50-2-10)	-	-	-	4
	Operating Vehicle Intoxicated-Endanger (9-30-5-2)		3	6	11	39
		Habitual Offender Controlled Substance (35-50-2-10)	-	1	2	8
	Operating Vehicle Intoxicated/Injury (9-30-5-4)		-	1	-	15
		Habitual Offender Controlled Substance (35-50-2-10)	-	-	-	1
	Operating Vehicle-Habitual Violation (9-30-10-16)		1	3	5	55
		Habitual Offender Controlled Substance (35-50-2-10)	-	-	-	1
	Perjury (35-44.1-2-1)		-	-	1	3
	Pointing a Firearm (35-47-4-3)		-	1	2	17
	Poss Paraphernalia (35-48-4-8.3)		-	-	1	-
	Poss Precursors (35-48-4-14.5)		-	-	4	6
	Possession Sched IV Contrld Sub w/in 1,000 ft (35-48-4-7)		-	-	2	11
	Possession of Child Pornography (35-42-4-4(C))		-	-	-	7
	Possession of Cocaine or Narcotic Drug (35-48-4-6)		4	4	54	106
	Possession of Marijuana (35-48-4-11)		-	1	1	5
	Possession of Meth(35-48-4-6.1)		16	28	137	309
		Habitual Offender (35-50-2-8)	-	-	-	1
	Possession of Syringes or Needles (16-42-19-18)		17	9	111	181
	Possession or Use of Legend Drug (16-42-19-13)		1	3	21	13
	Prostitution (35-45-4-2)		-	-	1	-

Felony Level	Primary Offense	Secondary Offense	Sep-19		This Calendar Year	
			SEX		SEX	
			F	M	F	M
Level 6 Felony (con'td)	Residential Entry (35-43-2-1.5)		-	5	6	48
	Resisting Law Enforc (35-44.1-3-1)		1	21	16	231
	Sex Offender without Identification (11-8-8-15)		-	-	-	1
	Sexual Battery (35-42-4-8)		-	2	-	13
	Sexual Conduct in Presence of a Minor (35-42-4-5c)		-	-	-	3
	Sexual Misconduct with a Minor (35-42-4-9)		-	-	-	4
	Stalking (35-45-10-5)		-	1	-	9
	Strangulation (35-42-2-9)		-	2	1	52
	Synthetic ID Deception (35-43-5-3.8)		1	-	3	7
	Theft, Receiving Stolen Property (35-43-4-2)		9	29	92	350
	Unauthorized Entry of Motor Veh (35-43-4-2.7)		-	-	-	1
	Unlawful Entry by Sex Offender (35-42-4-14)		-	-	-	1
Level 6 Felony Total			69	185	688	2510

Felony Level	Primary Offense	Secondary Offense	Sep-19		This Calendar Year	
			SEX		SEX	
			F	M	F	M
Murder	Murder (35-42-1-1)		-	14	9	100
		Firearm Enhancement (35-50-2-11)	-	-	-	4
Murder Total			0	14	9	104

Felony Level	Primary Offense	Secondary Offense	Sep-19		This Calendar Year	
			SEX		SEX	
			F	M	F	M
Habitual Offender	Habitual Offender (35-50-2-8)		-	2	-	8
	Habitual Offender Controlled Substance (35-50-2-10)		-	2	-	5
Habitual Offender Total			0	4	0	13

			Sep-19		This Calendar Year	
			SEX		SEX	
			F	M	F	M
Grand Total			181	863	1816	9514

Note: Offense data may not be available for all offenders at the time this table was prepared.
Only new commitments and probation violations are reported on this table.
Parole and Community Transition Program violators are excluded on this table.
Source: SAS - all.citations_mso.pgm

Indiana Department of Correction
 Table 12
 Number of New Admissions by Most Serious Offense
 Committed to the Indiana Department of Correction

October 2019

Felony Level	Primary Offense	Secondary Offense	Sep-19		This Calendar Year	
			SEX		SEX	
			F	M	F	M
Level A Felony	Burglary (35-43-2-1)		-	1	-	5
	Child Molesting (35-42-4-3)		1	2	2	21
	Dealing Cocaine or Narcotic Drug (35-48-4-1)		-	1	1	24
	Dealing Methamphetamine (35-48-4-1.1)		-	1	5	3
	Dealing Sched I, II, or III Cntrl Sub (35-48-4-2)		-	1	1	3
	Possession of Cocaine or Narcotic Drug (35-48-4-6)		-	-	-	1
	Rape (35-42-4-1)		-	1	-	2
	Robbery (35-42-5-1)		-	1	-	3
	Voluntary Manslaughter (35-42-1-3)		-	-	-	3
Level A Felony			1	8	9	65

Felony Level	Primary Offense	Secondary Offense	Sep-19		This Calendar Year	
			SEX		SEX	
			F	M	F	M
Level B Felony	Aggravated Battery (35-42-2-1.5)		-	2	1	5
	Arson (35-43-1-1)		-	1	-	5
	Battery (35-42-2-1)		-	-	-	3
	Burglary (35-43-2-1)		-	10	9	95
	Carjacking (35-42-5-2)		-	-	-	2
	Child Molesting (35-42-4-3)		-	2	-	15
	Criminal Confinement (35-42-3-3)		-	-	-	2
	Criminal Deviate Conduct (35-42-4-2)		-	-	-	3
	Dealing Cocaine or Narcotic Drug (35-48-4-1)		-	3	4	51
	Dealing Methamphetamine (35-48-4-1.1)		1	6	22	60
	Dealing Sched I, II, or III Cntrl Sub (35-48-4-2)		-	-	15	27
	Dealing Sched IV Cntrl Sub (35-48-4-3)		1	-	1	1
	Felon in Possession of a Firearm (35-47-4-5)		-	2	1	8
	Incest (35-46-1-3)		-	-	-	1
	Neglect of a Dependent (35-46-1-4)		-	-	2	2
	Operating Vehicle Intoxicated/Death (9-30-5-5)		-	-	-	2
	Possession Methamphetamine (35-48-4-6.1)		-	-	1	3
	Possession of Cocaine or Narcotic Drug (35-48-4-6)		-	-	2	2
	Rape (35-42-4-1)		-	1	-	5
	Robbery (35-42-5-1)		-	7	1	47
	Sexual Misconduct with a Minor (35-42-4-9)		-	-	1	11
Level B Felony Total			2	34	60	350

Felony Level	Primary Offense	Secondary Offense	Sep-19		This Calendar Year	
			SEX		SEX	
			F	M	F	M
Level C Felony	Battery (35-42-2-1)		-	2	-	10
	Burglary (35-43-2-1)		-	2	-	30
	Child Exploitation (35-42-4-4)		-	-	-	1
	Child Molesting (35-42-4-3)		-	2	-	29
	Corrupt Business Influence (35-45-6-2)		-	-	-	3
	Criminal Recklessness (35-42-2-2)		-	-	1	-
	Dealing Marijuana, Hash Oil, or Hashish (35-48-4-10)		-	-	-	1
	Dealing Sched IV Controlled Substance (35-48-4-3)		-	-	1	2
	Driving After Forfeiture (9-12-3-2)		-	-	-	1
	Failure to Register as a Sex Offender (11-8-8-17)		-	-	-	1
	Firearm w/in One Mile of School (35-47-2-1)		-	-	-	2
	Forgery (35-43-5-2)		1	-	2	20
	Fraud on Financial Institution (35-43-5-8)		-	-	-	2
	Handgun Violation (35-47-2-7)		-	-	-	1
	Incest (35-46-1-3)		-	-	-	1
	Intimidation (35-45-2-1)		-	-	-	1
	Neglect of a Dependent (35-46-1-4)		-	-	1	-
	Non-Support of Dependent Child (35-46-1-5)		-	2	1	29
	Oper Veh Intox Prev Conv (9-30-5-2)		-	-	1	-
	Operating Vehicle w/Lifetime Suspension (9-30-10-17)		-	-	-	6
	Operating Vehicle-Habitual Violation (9-30-10-16)		-	-	-	2
	Possession Methamphetamine (35-48-4-6.1)		-	-	1	2
	Possession of Cocaine or Narcotic Drug (35-48-4-6)		-	-	1	3
	Possession of Controlled Substance (35-48-4-7)		-	-	1	-
	Possession of Precursors (35-48-4-14.5)		-	-	-	2
	Reckless Homicide (35-42-1-5)		-	-	-	1
	Robbery (35-42-5-1)		-	-	1	10
Sexual Misconduct with a Minor (35-42-4-9)		-	-	-	6	
Trafficking with an Inmate (35-44-3-9)		-	-	-	1	
	Welfare Fraud (35-43-5-7)		-	-	3	-
Level C Felony Total			1	8	14	167

Felony Level	Primary Offense	Secondary Offense	Sep-19		This Calendar Year	
			SEX		SEX	
			F	M	F	M
Level D Felony	Auto Theft, Receiving Stolen Parts (35-43-4-2.5)		-	-	-	2
	Battery (35-42-2-1)		-	-	1	1
	Check Fraud (35-43-5-12)		-	1	1	1
	Child Exploitation (35-42-4-4)		-	-	-	1
	Criminal Confinement (35-42-3-3)		-	-	-	1
	Criminal Mischief (35-43-1-2)		-	-	1	-
	Criminal Recklessness (35-42-2-2)		-	-	-	1
	Dealing/Poss. Look-Alike Subs (35-48-4-11.5)		-	-	1	-
	Driving While Suspended/Oper Veh HTV (9-30-10-16)		-	-	1	3
	Exploit Endangered Adult (35-46-1-12)		-	-	-	1
	Fail to Stop Accident w/Injury (9-26-1-1)		-	-	1	-
	Failure to Return to Lawful Detention (35-44-3-5)		-	1	-	2
	Fraud (35-43-5-4)		-	-	-	1
	Identity Deception (35-43-5-3.5)		-	-	-	1
	Intimidation (35-45-2-1)		-	-	-	1
	Maintaining a Common Nuisance (35-48-4-13)		-	-	2	-
	Neglect of a Dependent (35-46-1-4)		-	-	-	1
	Non-Support of a Child (35-46-1-5)		-	1	-	9
	Operating Vehicle Intox-Prior (9-30-5-3)		-	-	1	4
	Operating Vehicle Intoxicated-Endanger (9-30-5-2)		-	1	-	2
	Poss. of Marijuana, Hash Oil, or Hashish (35-48-4-11)		-	-	-	2
	Possession - Syringe/Needle (16-42-19-18)		-	-	1	-
	Possession of Cocaine or Narcotic Drug (35-48-4-6)		-	-	2	6
	Possession of Controlled Substance (35-48-4-7)		-	-	-	6
	Possession of Meth(35-48-4-6.1)		-	-	2	1
	Possession of Precursors (35-48-4-14.5)		-	-	-	1
	Residential Entry (35-43-2-1.5)		-	-	-	1
	Resisting Law Enforcement (35-44-3-3)		-	-	-	4
	Resisting Law Enforcement, Vehicle (35-44.1-3-1A)		-	-	-	1
	Sexual Battery (35-42-4-8)		-	-	-	4
	Sexual Misconduct with a Minor (35-42-4-9)		-	-	-	1
	Strangulation (35-42-2-9)		-	-	-	1
	Theft, Receiving Stolen Property (35-43-4-2)		3	2	6	31
	Welfare Fraud (35-43-5-7)		-	-	-	2
Level D Felony Total			3	6	20	93

Felony Level	Primary Offense	Secondary Offense	Sep-19		This Calendar Year	
			SEX		SEX	
			F	M	F	M
Level 1 Felony	Aggravated Battery (35-42-2-1.5)		-	-	-	3
	Attempted Murder (35-42-1-1(1))		-	-	-	1
	Attempt to Commit a Felony (35-41-5-1)		-	1	-	1
		Murder (35-42-1-1)	-	-	1	16
	Burglary (35-43-2-1)		-	1	-	5
	Child Molesting (35-42-4-3)		-	12	1	76
	Neglect of a Dependent/Death (35-46-1-4)		1	-	5	3
	Rape (35-42-4-1)		-	-	-	9
	Sex Misconduct w/ Minor (35-42-4-9)		-	-	-	2
Level 1 Felony Total			1	14	7	116

Felony Level	Primary Offense	Secondary Offense	Sep-19		This Calendar Year	
			SEX		SEX	
			F	M	F	M
Level 2 Felony	Aiding, Inducing or Causing an Offense (35-41-2-4)	Dealing Cocaine or Narcotic Drug (35-48-4-1)	-	-	1	-
		Robbery (35-42-5-1)	-	-	-	1
	Arson (35-43-1-1)		-	-	1	-
	Attempt to Commit a Felony (35-41-5-1)	Robbery (35-42-5-1)	-	1	2	6
		Voluntary Manslaughter (35-42-1-3)	-	-	-	1
	Battery (35-42-2-1)		-	-	-	1
	Burglary (35-43-2-1)		-	4	1	20
	Child Molesting (35-42-4-3)		-	-	-	2
	Conspiracy (35-41-5-2)	Burglary (35-43-2-1)	-	-	-	3
		Dealing Cocaine or Narcotic Drug (35-48-4-1)	-	1	-	1
		Dealing Methamphetamine (35-48-4-1.1)	1	-	1	3
		Robbery (35-42-5-1)	-	-	2	1
	Criminal Confinement (35-42-3-3)		-	-	1	2
	Dealing Cocaine or Narcotic Drug (35-48-4-1)		-	4	5	68
	Dealing Methamphetamine (35-48-4-1.1)		3	15	53	165
	Dealing Sched I, II, or III Cntrl Sub (35-48-4-2)		-	1	-	4
	Dom. Batt. Rslt in Dth of a Minor under 14 (35-42-2-1.3A)		-	-	-	1
	Manufacturing Methamphetamine (35-42-4-5)		-	-	-	1
	Resisting Law Enforcement (35-44.1-3-1)		-	-	-	1
	Robbery (35-42-5-1)		-	2	4	17
	Voluntary Manslaughter (35-42-1-3)		2	4	5	22
Level 2 Felony Total			6	32	76	320

Felony Level	Primary Offense	Secondary Offense	Sep-19		This Calendar Year	
			SEX		SEX	
			F	M	F	M
Level 3 Felony	Accident/Failure to Stop-Serious Inj/Death (9-26-1-1.1)		-	1	-	4
	Aggravated Battery (35-42-2-1.5)		1	4	7	75
	Aiding, Inducing or Causing an Offense (35-41-2-4)	Aggravated Battery (35-42-2-1.5)	-	-	-	2
		Dealing Cocaine or Narcotic Drug (35-48-4-1)	-	1	-	1
		Dealing Methamphetamine (35-48-4-1.1)	-	-	1	1
		Robbery (35-42-5-1)	-	-	1	4
	Arson (35-43-1-1)		-	-	-	1
	Attempt to Commit a Felony (35-41-5-1)	Aggravated Battery (35-42-2-1.5)	-	-	-	2
		Kidnapping (35-42-3-2)	-	-	-	1
		Rape (35-42-4-1)	-	-	-	2

Felony Level	Primary Offense	Secondary Offense	Sep-19		This Calendar Year	
			SEX		SEX	
			F	M	F	M
Level 3 Felony (con'td)		Robbery (35-42-5-1)	-	1	1	7
	Battery (35-42-2-1)		-	1	1	9
	Burglary (35-43-2-1)		-	1	2	11
	Child Molesting (35-42-4-3)		-	3	-	28
	Conspiracy (35-41-5-2)	Burglary (35-43-2-1)	-	-	-	1
		Dealing Methamphetamine (35-48-4-1.1)	-	-	1	2
		Robbery (35-42-5-1)	-	1	-	4
	Criminal Confinement (35-42-3-3)		-	1	-	20
	Dealing Cocaine or Narcotic Drug (35-48-4-1)		1	8	8	68
	Dealing Methamphetamine (35-48-4-1.1)		4	8	39	113
	Dealing Sched I, II, or III Cntrl Sub (35-48-4-2)		-	-	5	5
	Dealing Sched IV Cntrl Sub (35-48-4-3)		-	1	-	4
	Disarm/Attempt to Disarm an Officer (35-44.1-3-2)		-	-	-	1
	Domestic Battery SBI Under 14 (35-42-2-1.3A)		-	-	-	2
	Human Sexual Trafficking (35-42-3.5-1)		-	1	-	1
	Kidnapping (35-42-3-2)		-	-	-	4
	Manufacturing Meth (35-48-4-1.2)		-	-	-	2
	Neglect of a Dependent/Death (35-46-1-4)		4	1	18	9
	Possession of Cocaine or Narcotic Drug (35-48-4-6)		1	1	3	10
	Possession of Meth (35-48-4-6.1)		3	3	19	45
	Rape (35-42-4-1)		-	5	-	36
	Robbery (35-42-5-1)		2	32	21	253
Level 3 Felony Total			16	74	127	728

Felony Level	Primary Offense	Secondary Offense	Sep-19		This Calendar Year	
			SEX		SEX	
			F	M	F	M
Level 4 Felony	Aiding, Inducing or Causing an Offense (35-41-2-4)	Burglary (35-43-2-1)	-	-	-	4
		Dealing Methamphetamine (35-48-4-1.1)	-	-	2	2
		Possession of Meth (35-48-4-6.1)	-	-	1	-
	Arson (35-43-1-1)		-	5	4	30
	Attempt to Commit a Felony (35-41-5-1)	Arson (35-43-1-1)	-	1	-	1
		Burglary (35-43-2-1)	-	-	-	1
		Conspiracy (35-41-5-2)	-	-	-	1
		Pharmacy Robbery (35-45-5-1B)	-	-	-	1
	Battery (35-42-2-1)		-	-	-	1
	Burglary (35-43-2-1)		3	21	46	266
	Child Exploitation (35-42-4-4)		-	1	-	6
	Child Molesting (35-42-4-3)		-	9	1	94
	Child Solicitation (35-42-4-6)		-	-	-	3
	Conspiracy (35-41-5-2)	Burglary (35-43-2-1)	-	1	-	2
		Conspiracy (35-41-5-2)	-	-	-	2
		Dealing Cocaine or Narcotic Drug (35-48-4-1)	-	-	1	-
		Dealing Methamphetamine (35-48-4-1.1)	-	-	2	1
	Dealing Cocaine or Narcotic Drug (35-48-4-1)		1	8	17	64
	Dealing Methamphetamine (35-48-4-1.1)		11	14	65	175
	Dealing Sched I, II, or III Cntrl Sub (35-48-4-2)		-	2	5	9
	Dealing Sched IV Controlled Substance (35-48-4-3)		-	-	-	2
	Escape 35-44.1-3-4		-	1	-	2
	Felon in Possession of a Firearm (35-47-4-5)		-	12	5	204
	Habitual Offender (35-50-2-8)		-	-	-	1
	Human Sexual Trafficking (35-42-3.5-1)		-	-	-	1
	Manufacturing Meth (35-48-4-1.2)		-	-	2	4
	Operating Vehicle Intoxicated/Death (9-30-5-5)		-	1	4	11
	Pharmacy Robbery (35-42-5-1(b))		-	-	1	1
	Possession of Cocaine or Narcotic Drug (35-48-4-6)		-	6	4	24
	Possession of Dangerous Device (35-44.1-3-7)		-	1	-	2
	Possession of Meth (35-48-4-6.1)		4	7	29	72
	Promoting Prostitution, under 18 (35-45-4-4)		-	-	1	-
	Sexual Battery (35-42-4-8)		-	-	-	1
	Sexual Misconduct with a Minor (35-42-4-9)		-	7	4	42
	Stalking (35-45-10-5)		-	-	-	2
	Vicarious Sexual Gratification (35-42-4-5)		-	-	-	1
Level 4 Felony Total			19	97	194	1033

Felony Level	Primary Offense	Secondary Offense	Sep-19		This Calendar Year	
			SEX		SEX	
			F	M	F	M
Level 5 Felony	Accident/Failure to Stop-Serious Inj/Death (9-26-1-8)		-	-	-	1
	Aiding, Inducing or Causing an Offense (35-41-2-4)	Assisting a Criminal (35-44.1-2-5)	-	-	1	-
		Burglary (35-43-2-1)	-	1	1	4
		Dealing Cocaine or Narcotic Drug (35-48-4-1)	-	-	-	1
		Dealing in Methamphetamine (35-48-4-1.1)	-	-	1	1
		Escape (35-44.1-3-4)	-	-	1	-
		Obstruction of Justice (35-44-3-4)	-	1	-	1
		Robbery (35-42-5-1)	-	-	-	2
		Trafficking with an Inmate (35-44.1-3-5)	-	-	-	2
	Assisting a Criminal (35-44.1-2-5)		1	2	5	10
	Assisting to Commit Suicide(35-42-1-2.5)		-	1	-	1
	Attempt to Commit a Felony (35-41-5-1)	Battery (35-42-2-1)	-	-	2	5
		Burglary (35-43-2-1)	-	-	-	2
		Dealing in Methamphetamine (35-48-4-1.1)	-	-	-	1
		Fraud on Financial Institution (35-43-5-8)	-	-	1	2
		Kidnapping (35-42-3-2)	-	-	-	1
		Robbery (35-42-5-1)	-	2	-	8
	Auto Theft, Receiving Stolen Parts (35-43-4-2.5)		1	2	1	13
	Battery (35-42-2-1)		4	31	47	297
	Bribery (35-44.1-1-2)		-	-	2	2

Felony Level	Primary Offense	Secondary Offense	Sep-19		This Calendar Year	
			SEX		SEX	
			F	M	F	M
Level 5 Felony (cont'd)	Burglary (35-43-2-1)		2	23	26	265
	Child Exploitation (35-42-4-4)		-	-	1	19
	Child Pornography (35-42-4-4(C))		-	-	1	4
	Child Possession of a Firearm (35-47-10-5)		-	1	-	9
	Child Seduction (35-42-4-7)		-	-	-	3
	Child Solicitation (35-42-4-6)		-	2	2	19
	Conspiracy (35-41-5-2)	Burglary (35-43-2-1)	-	-	-	1
		Child Exploitation (35-42-4-4)	-	-	-	1
		Criminal Confinement (35-42-3-3)	-	-	1	-
		Dealing Cocaine or Narcotic Drug (35-48-4-1)	-	-	2	2
		Dealing in Methamphetamine (35-48-4-1.1)	-	-	-	2
		Fraud on Financial Institution (35-43-5-8)	-	-	-	1
		Robbery (35-42-5-1)	-	-	-	3
		Trafficking with an Inmate (35-44.1-3-5)	-	-	2	2
	Conversion (35-43-4-3)		-	-	1	-
	Corrupt Business Influence (35-45-6-2)		2	1	7	12
	Criminal Confinement (35-42-3-3)		-	3	-	43
	Criminal Recklessness (35-42-2-2)		-	4	1	32
	Dangerous Control of a Handgun (35-47-10-6)		-	-	-	1
	Dealing Cocaine or Narcotic Drug (35-48-4-1)		3	4	26	77
	Dealing Marijuana, Hash Oil, or Hashish (35-48-4-10)		-	2	-	12
	Dealing Methamphetamine (35-48-4-1.1)		5	19	53	178
	Dealing Sched I, II, or III Cntrl'd Sub (35-48-4-2)		-	2	3	12
	Dealing Sched IV Cntrl'd Sub (35-48-4-3)		-	-	1	5
	Dealing in Methamphetamine (35-48-4-1.1)		9	17	47	142
	Dealing/Poss. Look-Alike Subs (35-48-4-4.6)		-	1	7	10
	Disarm/Attempt to Disarm an Officer (35-44.1-3-2)		-	-	-	7
	Domestic Battery (35-42-2-1.3)		-	13	10	135
	Escape (35-44.1-3-4)		2	3	11	39
	Fail to Stop Acc Death (9-26-1-1.1)		-	-	-	9
	Failure to Register as a Sex Offender (11-8-8-17)		-	6	2	76
	Firearm w/in One Mile of School (35-47-2-1)		-	22	15	229
	Fraud on Financial Institution (35-43-5-8)		3	1	17	31
	Habitual Felony Offender (35-50-2-8)		-	1	-	1
	Incest (35-46-1-3)		-	-	1	-
	Insurance Fraud (35-43-5-4.5)		-	-	1	-
	Intimidation (35-45-2-1)		1	4	4	56
	Involuntary Manslaughter (35-42-1-4)		1	-	1	2
	Kidnapping (35-42-3-2)		-	-	-	3
	Manufacture Destruct Device (35-47.5-5-2)		-	-	-	1
	Neglect of a Dependent/Death (35-46-1-4)		1	-	5	11
	Non-Support of Dependent Child (35-46-1-5)		-	2	2	13
	Obliterating Handgun I.D. (35-47-2-18)		-	-	-	11
	Obstruction of Justice (35-44.1-2-2)		-	-	-	5
	Oper Veh Aft Life Susp (9-30-10-17)		-	21	13	176
	Operating Veh while Intoxicated (9-30-5-2)		1	-	1	-
	Operating Vehicle Intoxicated-Contrlld Sub (9-30-5-1)		-	-	-	2
		Habitual Offender Controlled Substance (35-50-2-10)	-	-	-	1
	Operating Vehicle Intoxicated/Death (9-30-5-5)		-	-	-	8
	Operating Vehicle Intoxicated/Injury (9-30-5-4)		-	-	1	4
	Possession - Destruct Device (35-47.5-5-2)		-	-	-	2
	Possession of Cocaine or Narcotic Drug 35-48-4-6		1	3	13	59
	Possession of Dangerous Device (35-44.1-3-7)		-	1	-	3
	Possession of Precursors (35-48-4-14.5)		-	1	1	2
	Possession of Syringes or Needles (16-42-19-18)		-	-	5	5
	Possession/Use of Legend Drug (16-42-19-13)		-	-	2	1
	Prov Gun to Inel Per (35-47-2.5-16)		-	-	-	1
	Reckless Homicide (35-42-1-5)		-	1	2	9
	Resisting Law Enforcement (35-44.1-3-1)		-	-	-	3
	Robbery (35-42-5-1)		1	12	12	122
	Sexual Misconduct with a Minor (35-42-4-9)		-	5	2	41
	Stalking (35-45-10-5)		-	2	1	20
	Strangulation (35-42-2-9)		-	-	-	2
	Theft, Receiving Stolen Property (35-43-4-2)		1	6	8	37
	Trafficking with an Inmate (35-44.1-3-5)		-	1	17	14
	Vicarious Sexual Gratification (35-42-4-5)		-	-	-	1
Level 5 Felony Total			39	224	390	2351

Felony Level	Primary Offense	Secondary Offense	Sep-19		This Calendar Year	
			SEX		SEX	
			F	M	F	M
Level 6 Felony	Aiding in Manufacture of Sch II Cont Subst (35-48-4-2)		-	-	-	1
	Aiding, Inducing or Causing an Offense (35-41-2-4)	Theft, Receiving Stolen Property (35-43-4-2)	-	-	-	1
	Arson (35-43-1-1)		-	-	-	1
	Assisting a Criminal (35-44.1-2-5)		-	-	1	1
	Auto Theft, Receiving Stolen Parts (35-43-4-2.5)		-	1	2	19
	Battery 35-42-2-1		-	2	2	26
	Check Deception (35-43-5-5)		-	-	-	1
	Check Fraud (35-43-5-12)		-	-	1	-
	Conspiracy (35-41-5-2)	Dealing in Sched I,II,III Substance (35-41-5-2)	-	-	-	1
	Controlled Substance Registration (35-48-4-14)		-	-	1	-
	Criminal Confinement (35-42-3-3)		-	1	-	6
	Criminal Confinement (35-42-3-3)		-	3	3	37
	Criminal Gang Activity (35-45-9-3)		-	-	-	1
	Criminal Recklessness (35-42-2-2)		-	-	-	7
	Criminal Trespass (35-43-2-2)		-	1	-	1
	Damage Orig/Spec ID (35-43-6.5-1)		-	-	-	1
	Dealing Marijuana, Hash Oil, or Hashish (35-48-4-10)		-	-	-	3
	Dealing Subs. Represent as Cntrl'd Subs. (35-48-4-4.5)		-	-	-	2
	Dealing/Poss. Look-Alike Subs (35-48-4-10.5)		-	-	-	3
	Dealing/Poss. Look-Alike Subs (35-48-4-11.5)		-	-	-	6
	Dissemination of Matter Harmful to Minor (35-49-3-3)		-	-	-	2
	Escape 35-44.1-3-4		2	5	18	63

Felony Level	Primary Offense	Secondary Offense	Sep-19		This Calendar Year	
			SEX		SEX	
			F	M	F	M
Level 6 Felony (cont'd)	Fail to Reg Sex Off (11-8-8-17)		-	-	-	5
	Failure to Appear (35-44.1-2-9)		-	1	-	2
	Forgery, Counterfeiting, Application Fraud (35-43-5-2)		-	2	4	20
	Habitual Veh Subst Offender Enhance (9-30-15.5-2)		-	-	1	-
	Identity Deception (35-43-5-3.5)		-	1	1	3
	Insurance Fraud (35-43-5-4.5)		-	-	6	6
	Intimidation (35-45-2-1)		-	1	-	19
	Invasion of Privacy (35-46-1-15.1)		-	-	-	6
	Kidnapping (35-42-3-2)		-	-	-	1
	Leaving the Scene of an Accident(9-26-1-1.1)		-	-	-	1
	Maintain Common Nuisance (35-45-2-1(c))		-	-	4	2
	Maintaining Common Nuisance (35-48-4-13)		-	-	1	7
	Make False Sales Document (35-43-5-16)		-	-	1	-
	Neglect of a Dependent/Death (35-46-1-4)		-	-	4	2
	Non-Support of Dependent Child (35-46-1-5)		-	1	-	7
	Obstruction of Justice (35-44.1-2-2)		-	-	-	2
	Official Misconduct (35-44.1-1-1)		-	-	-	1
	Oper Vehicle-Intox-Prev Conv (9-30-5-3)		-	-	3	11
		Habitual Offender Controlled Substance (35-50-2-10)	-	-	1	6
	Operating Vehicle Intoxicated-Contrlld Sub (9-30-5-1)		-	2	1	9
		Habitual Offender (35-50-2-8)	-	-	-	1
		Habitual Offender Controlled Substance (35-50-2-10)	-	-	-	4
	Operating Vehicle Intoxicated-Endanger (9-30-5-2)		2	4	7	19
		Habitual Offender Controlled Substance (35-50-2-10)	-	1	2	8
	Operating Vehicle Intoxicated/Injury (9-30-5-4)		-	-	-	4
		Habitual Offender Controlled Substance (35-50-2-10)	-	-	-	1
	Operating Vehicle-Habitual Violation (9-30-10-16)		1	2	3	14
		Habitual Offender Controlled Substance (35-50-2-10)	-	-	-	1
	Poss Precursors (35-48-4-14.5)		-	-	-	1
	Possession Sched IV Contrlld Sub w/in 1,000 ft (35-48-4-7)		-	-	1	1
	Possession of Cocaine or Narcotic Drug (35-48-4-6)		1	1	15	34
	Possession of Marijuana (35-48-4-11)		-	-	-	2
	Possession of Meth(35-48-4-6.1)		9	12	60	129
	Possession of Syringes or Needles (16-42-19-18)		5	3	30	41
	Possession or Use of Legend Drug (16-42-19-13)		-	1	1	5
	Residential Entry (35-43-2-1.5)		-	4	3	22
	Resisting Law Enfore (35-44.1-3-1)		-	1	2	33
	Sexual Battery (35-42-4-8)		-	1	-	2
	Stalking (35-45-10-5)		-	1	-	4
	Strangulation (35-42-2-9)		-	-	1	10
	Synthetic ID Deception (35-43-5-3.8)		1	-	3	1
	Theft, Receiving Stolen Property (35-43-4-2)		1	10	37	105
	Unlawful Entry by Sex Offender (35-42-4-14)		-	-	-	1
Level 6 Felony Total			22	62	220	736

Felony Level	Primary Offense	Secondary Offense	Sep-19		This Calendar Year	
			SEX		SEX	
			F	M	F	M
Murder	Murder (35-42-1-1)		-	12	8	84
		Firearm Enhancement (35-50-2-11)	-	-	-	4
Murder Total			0	12	8	88

Grand Total	Sep-19		This Calendar Year	
	SEX		SEX	
	F	M	F	M
	110	571	1125	6047

Note: Offense data may not be available for all offenders at the time this table was prepared.
Only new commitments and probation violations are reported on this table.
Parole and Community Transition Program violators are excluded on this table.
Source: SAS - all.citations_mso.pgm

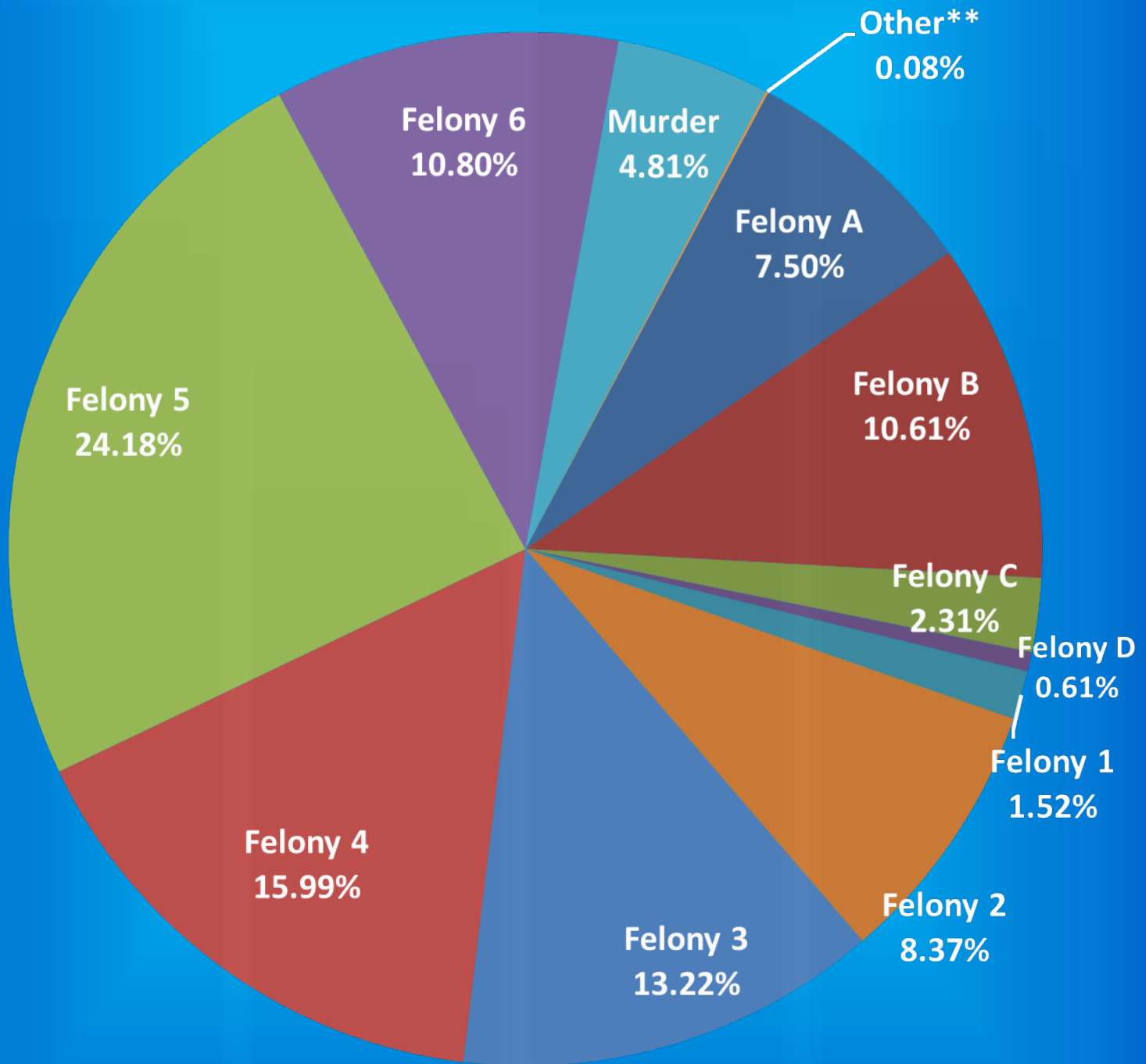
Indiana Department of Correction

Graph A

Female Population by Most Serious Offense Felony Level*

November 01, 2019

N = 2,630



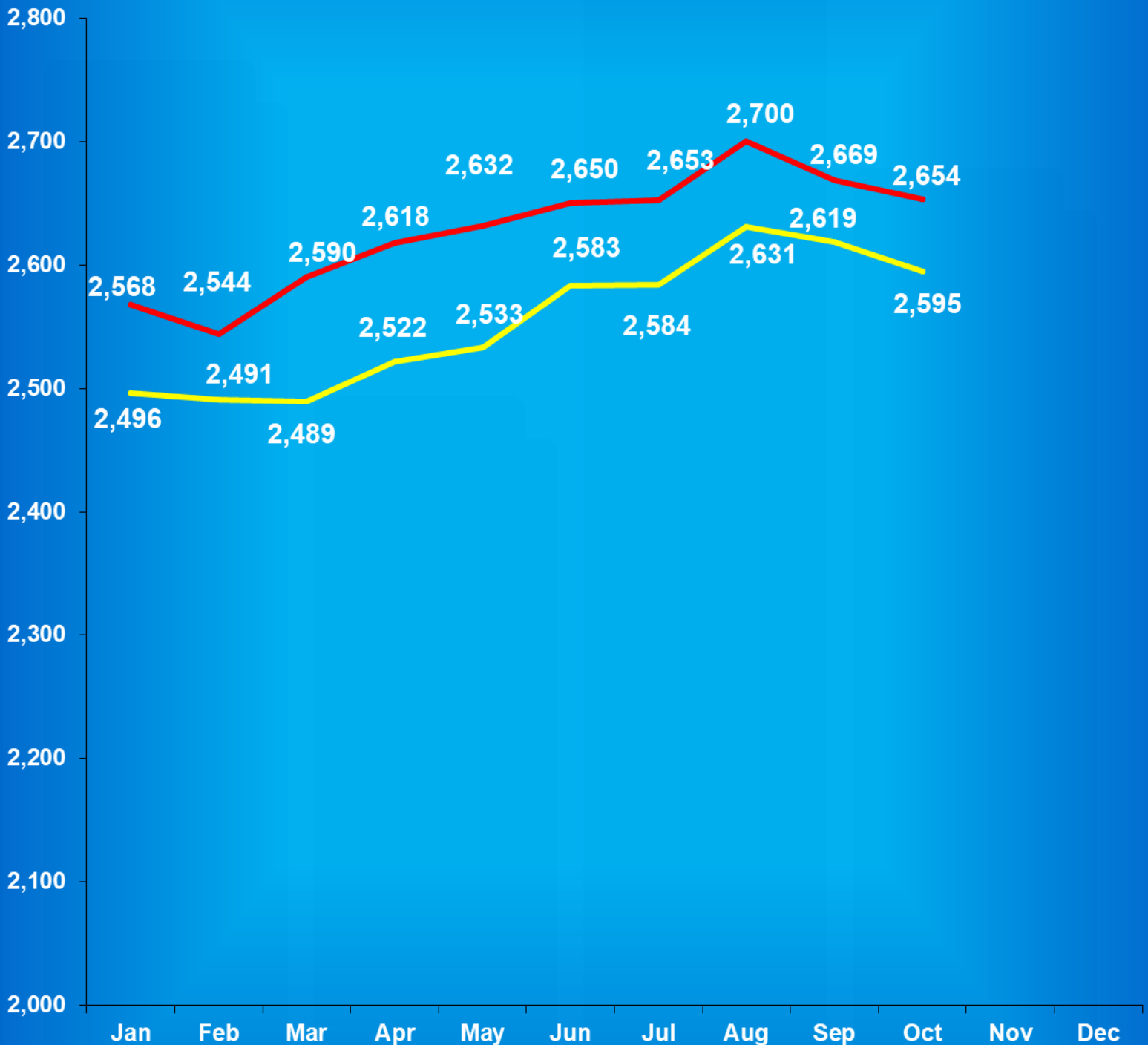
• Includes Offenders Held in County Jails and Contracted Beds

** Other includes Safekeepers, Predispositions, Habitual Offenders, Misdemeanants, and Unknowns

Indiana Department of Correction

Graph B

Average Daily Adult Female Offender Populations Calendar Year 2019



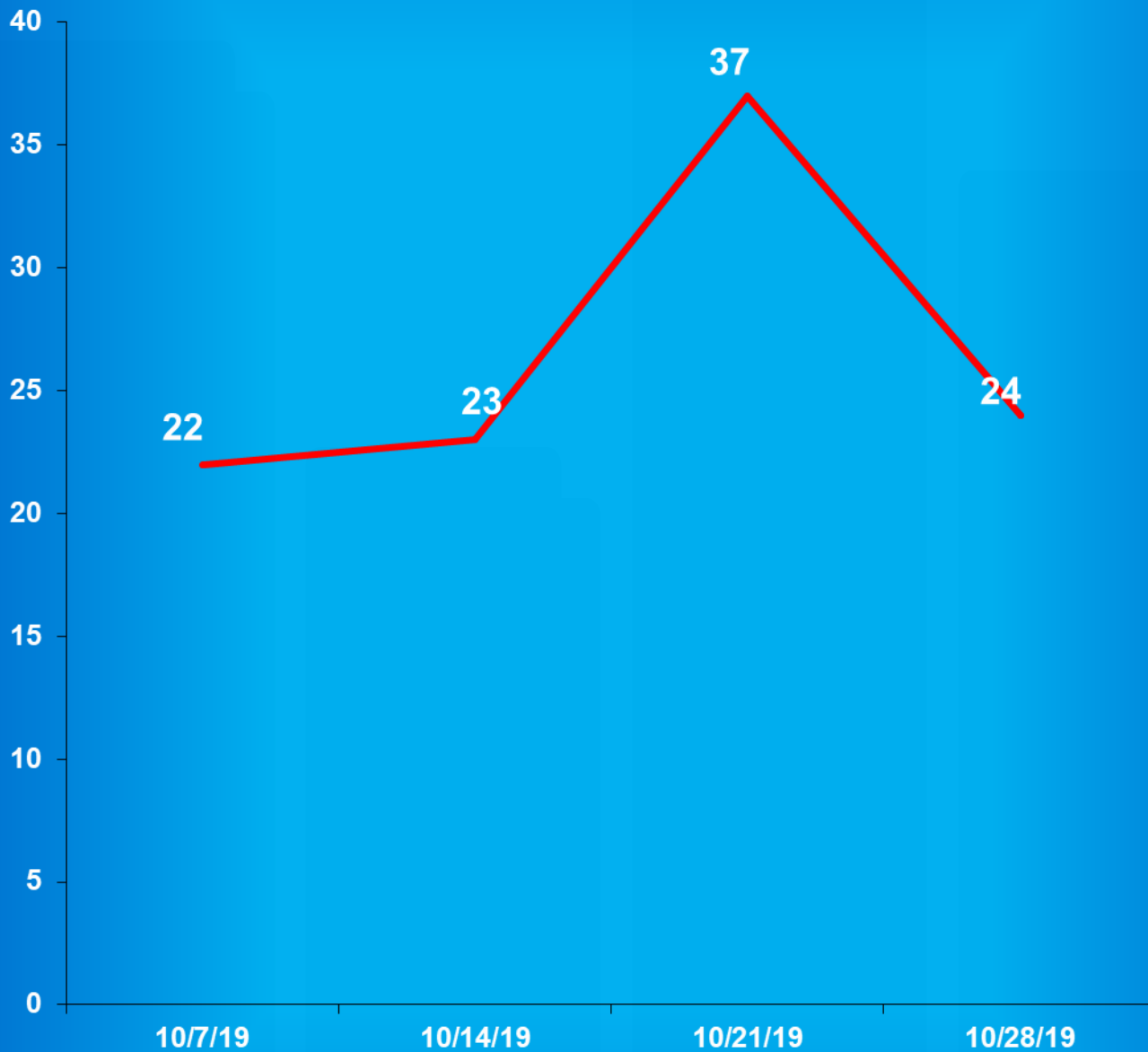
— Includes County Jail/Contract Beds — Excludes County Jail/Contract Beds

Indiana Department of Correction

Graph C

Adult Females Held in County Jails

October 2019



- Offenders held in county jails are newly sentenced offenders with completed court documents who are awaiting transfer to a DOC facility.

- Jail counts are a dynamic number that are affected by a variety of factors, including; sentencing trends, available DOC beds, and intake process completion.

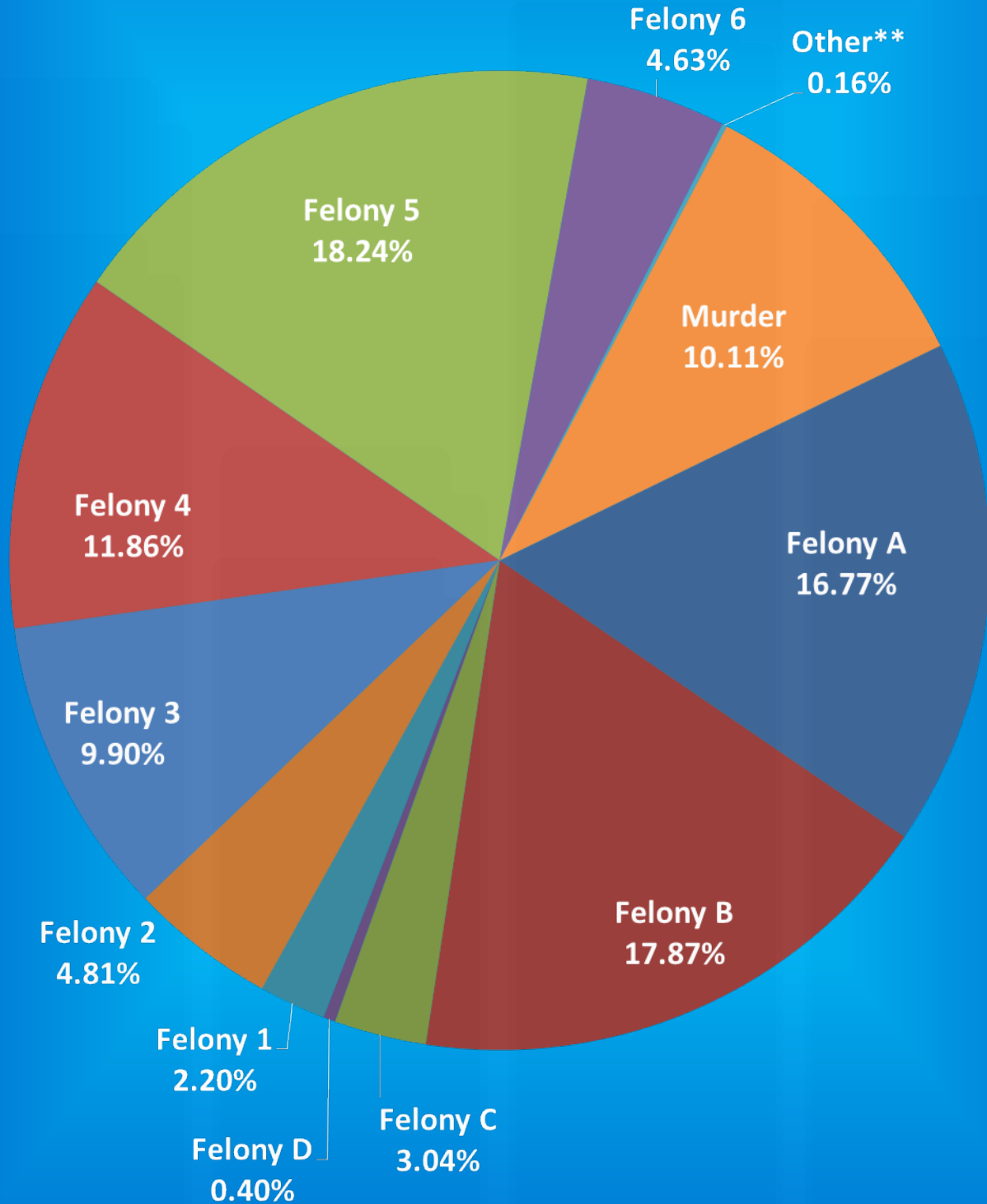
Indiana Department of Correction

Graph D

Male Population by Most Serious Offense Felony Level*

November 01, 2019

N = 24,543



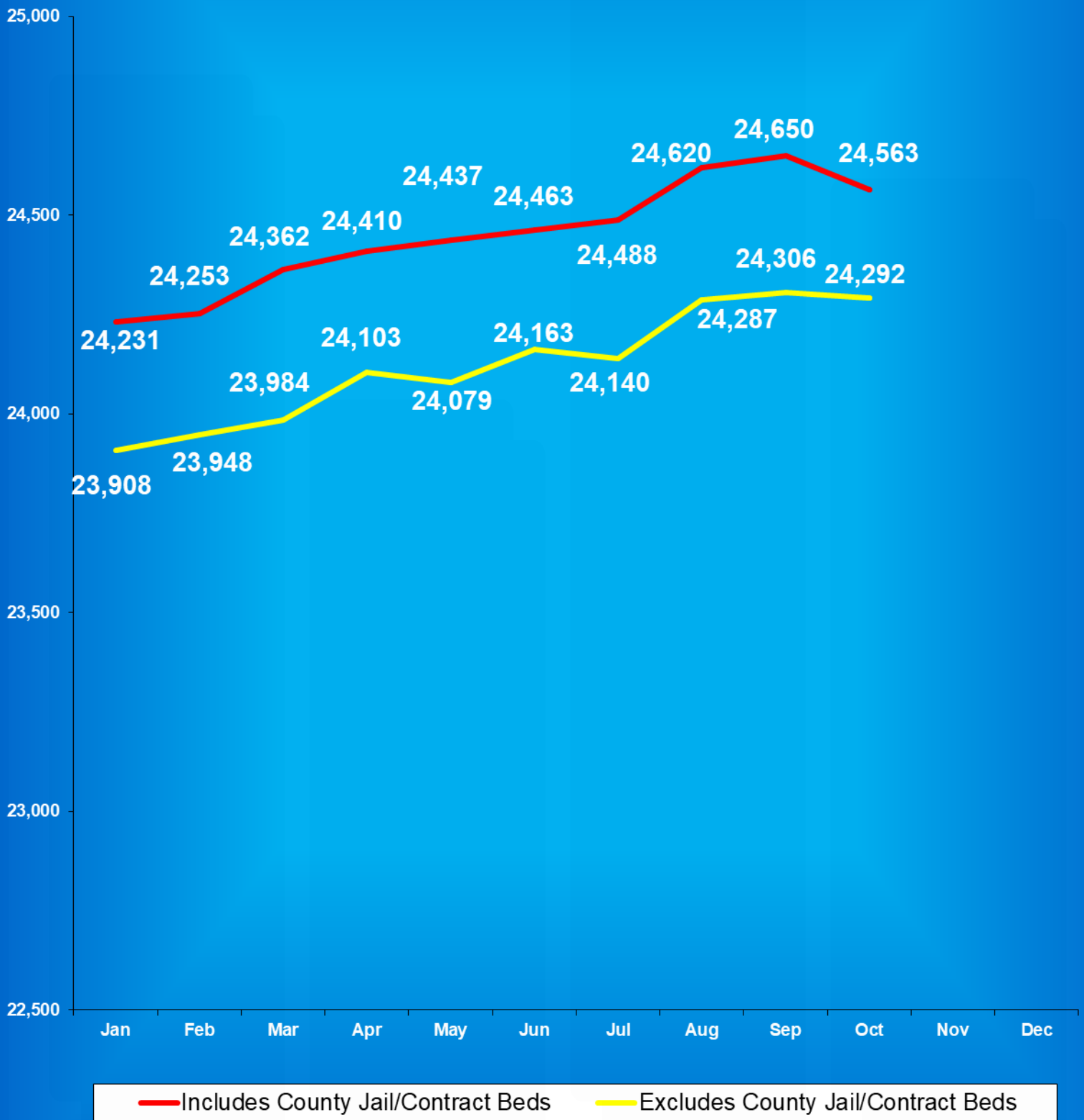
* Includes Offenders Held in County Jails and Contracted Beds

** Other includes Safekeepers, Predispositions, Habitual Offenders, Misdemeanants, and Unknowns

Indiana Department of Correction

Graph E

Average Daily Adult Male Offender Populations Calendar Year 2019

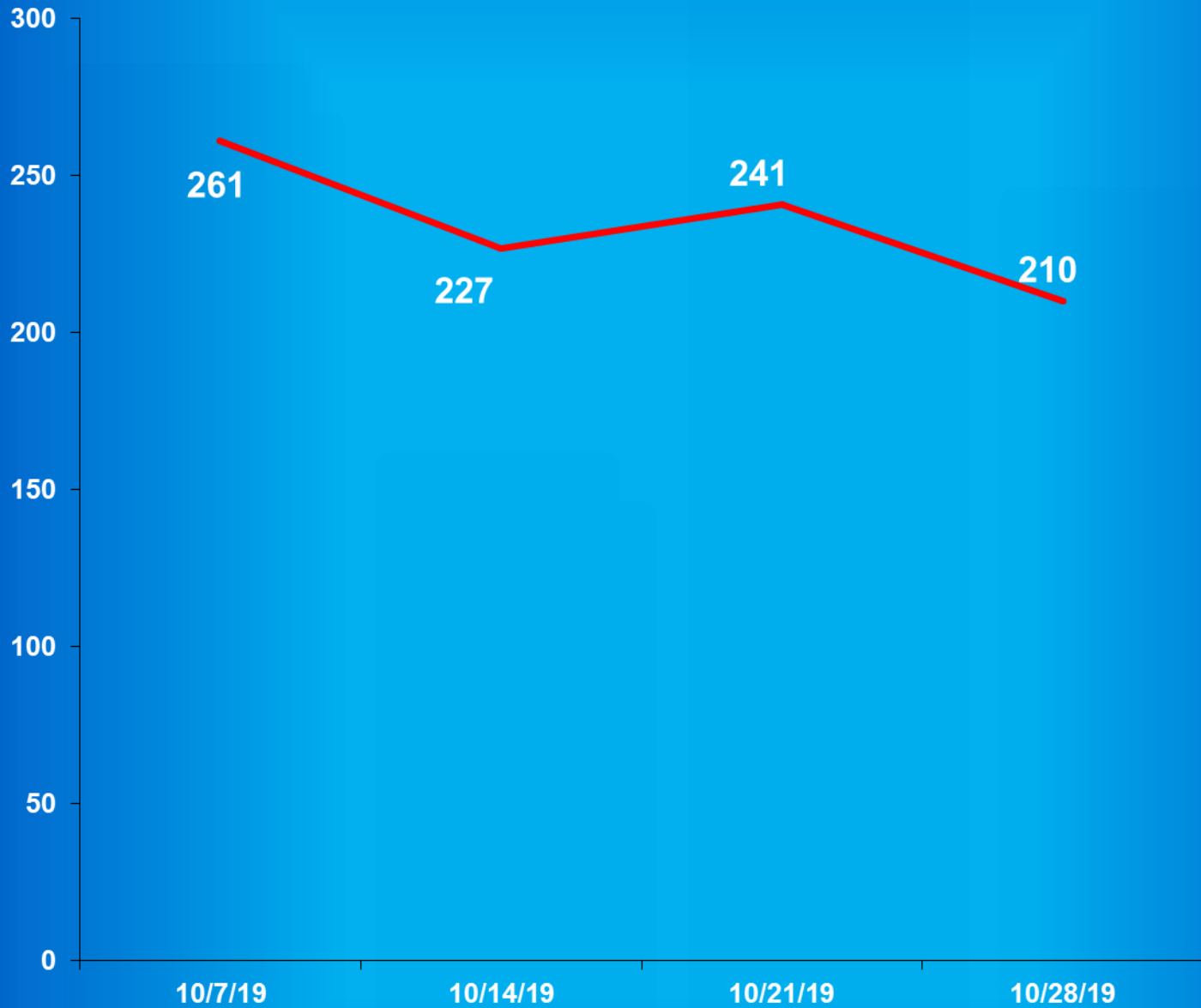


Indiana Department of Correction

Graph F

Adult Males Held in County Jails

October 2019



- Offenders held in county jails are newly sentenced offenders with completed court documents who are awaiting transfer to a DOC facility.

- Jail counts are a dynamic number that are affected by a variety of factors, including; sentencing trends, available DOC beds, and intake process completion.



Juvenile Offender Statistics



**Indiana Department Of Correction
Table 13
Monthly Facility Admissions and Releases**

**Juvenile Offenders
October 2019**

Admissions of All Juvenile Males

New Commitment	Re-Commitment	Parolee Return	Return From Escape	Diagnostics/Walk-Thrus
26	8	0	0	8

Releases of All Juvenile Males

Discharge	Parole	Escape	Diagnostics/Walk-Thrus
36	6	0	9

Admissions of All Juvenile Females

New Commitment	Re-Commitment	Parolee Return	Return From Escape	Diagnostics/Walk-Thrus
5	1	0	0	1

Releases of All Juvenile Females

Discharge	Parole	Escape	Diagnostics/Walk-Thrus
6	0	0	1

Sources:
SAS - mnthadm4_pgm_tbl13.pgm
SAS - mnthext4_pgm_tbl13.pgm

Indiana Department of Correction

Table 14

New Admissions by County of Commitment - Juveniles

October 2019

County	Admission Type			County	Admission Type		
	New Commits	Re Commits	Total		New Commits	Re Commits	Total
Adams	0	0	0	Madison	0	0	0
Allen	0	0	0	Marion	2	2	4
Bartholomew	0	0	0	Marshall	2	0	2
Benton	0	0	0	Martin	0	0	0
Blackford	0	0	0	Miami	0	0	0
Boone	0	0	0	Monroe	0	0	0
Brown	0	0	0	Montgomery	1	0	1
Carroll	0	0	0	Morgan	0	0	0
Cass	0	0	0	Newton	0	0	0
Clark	0	0	0	Noble	1	0	1
Clay	1	0	1	Ohio	0	0	0
Clinton	0	0	0	Orange	0	0	0
Crawford	0	0	0	Owen	0	0	0
Daviess	0	0	0	Parke	0	0	0
Dearborn	0	0	0	Perry	0	0	0
Decatur	0	0	0	Pike	0	0	0
DeKalb	0	0	0	Porter	0	0	0
Delaware	0	0	0	Posey	0	0	0
Dubois	0	0	0	Pulaski	0	0	0
Elkhart	1	0	1	Putnam	0	0	0
Fayette	0	0	0	Randolph	0	0	0
Floyd	1	0	1	Ripley	0	1	1
Fountain	0	0	0	Rush	0	0	0
Franklin	0	0	0	St. Joseph	8	1	9
Fulton	1	0	1	Scott	0	0	0
Gibson	0	1	1	Shelby	0	0	0
Grant	0	0	0	Spencer	0	0	0
Greene	0	0	0	Starke	0	0	0
Hamilton	1	0	1	Steuben	0	0	0
Hancock	1	0	1	Sullivan	1	0	1
Harrison	0	0	0	Switzerland	1	0	1
Hendricks	1	0	1	Tippecanoe	2	0	2
Henry	0	0	0	Tipton	0	0	0
Howard	0	1	1	Union	0	0	0
Huntington	1	0	1	Vanderburgh	1	0	1
Jackson	0	0	0	Vermillion	0	0	0
Jasper	1	0	1	Vigo	0	0	0
Jay	0	0	0	Wabash	0	0	0
Jefferson	0	0	0	Warren	0	0	0
Jennings	0	0	0	Warrick	0	0	0
Johnson	1	0	1	Washington	0	1	1
Knox	0	0	0	Wayne	0	0	0
Kosciusko	0	1	1	Wells	0	0	0
LaGrange	0	0	0	White	0	0	0
Lake	1	0	1	Whitley	0	0	0
LaPorte	1	0	1	Unknown	0	0	1
Lawrence	0	1	1	Totals	31	9	40

This data is based on most serious offense and excludes parole violations.

Source: Mnthadm4_pgm_tbl14.pgm

Indiana Department of Correction

Table 15

Monthly Releases by County of Commitment - Juveniles

October 2019

County	Release Type			County	Release Type		
	Discharge	Parole	Total		Discharge	Parole	Total
Adams	0	0	0	Madison	1	0	1
Allen	3	0	3	Marion	5	0	5
Bartholomew	1	0	1	Marshall	0	0	0
Benton	0	0	0	Martin	0	0	0
Blackford	0	0	0	Miami	0	0	0
Boone	0	0	0	Monroe	0	0	0
Brown	0	0	0	Montgomery	1	0	1
Carroll	0	0	0	Morgan	0	0	0
Cass	0	0	0	Newton	0	0	0
Clark	1	0	1	Noble	2	0	2
Clay	0	0	0	Ohio	0	0	0
Clinton	1	1	2	Orange	0	0	0
Crawford	0	0	0	Owen	0	0	0
Daviess	0	0	0	Parke	0	0	0
Dearborn	0	0	0	Perry	0	0	0
Decatur	2	0	2	Pike	0	0	0
DeKalb	0	0	0	Porter	0	0	0
Delaware	0	0	0	Posey	0	0	0
Dubois	2	1	3	Pulaski	0	0	0
Elkhart	2	0	2	Putnam	0	0	0
Fayette	0	0	0	Randolph	0	0	0
Floyd	0	0	0	Ripley	0	0	0
Fountain	0	0	0	Rush	0	1	1
Franklin	0	0	0	St. Joseph	7	0	7
Fulton	0	0	0	Scott	0	0	0
Gibson	0	0	0	Shelby	0	0	0
Grant	1	0	1	Spencer	0	0	0
Greene	0	0	0	Starke	0	0	0
Hamilton	0	0	0	Steuben	0	0	0
Hancock	2	0	2	Sullivan	0	0	0
Harrison	0	0	0	Switzerland	0	0	0
Hendricks	0	0	0	Tippecanoe	1	0	1
Henry	0	0	0	Tipton	0	0	0
Howard	3	0	3	Union	0	0	0
Huntington	0	0	0	Vanderburgh	3	1	4
Jackson	0	0	0	Vermillion	0	0	0
Jasper	0	1	1	Vigo	1	0	1
Jay	0	0	0	Wabash	0	0	0
Jefferson	0	0	0	Warren	0	0	0
Jennings	0	1	1	Warrick	0	0	0
Johnson	0	0	0	Washington	0	0	0
Knox	0	0	0	Wayne	0	0	0
Kosciusko	0	0	0	Wells	0	0	0
LaGrange	1	0	1	White	0	0	0
Lake	1	0	1	Whitley	0	0	0
LaPorte	0	0	0	Unknown	1	0	1
Lawrence	0	0	0	Totals	42	6	48

Some discharges may be releases to County Probation - data is unable to be separated.

Diagnostics and Escapes are excluded.

Source: Mnthext4_pgm_tbl15.pgm

Indiana Department of Correction
Table 16
Total Number of Committing Offenses for Juveniles
Committed to the Indiana Department of Correction

October 2019

OFFENSE (Citation Code)	NUMBER OF OFFENSES			
	This Month		This Calendar Year	
	Female	Male	Female	Male
LEVEL I				
Aggravated Battery (35-42-2-1.5)	0	0	0	1
Arson (35-43-1-1)	0	2	0	8
Battery (35-42-2-1)	0	1	5	15
Battery by Bodily Waste (35-42-2-6)	0	0	0	1
Burglary (35-43-2-1)	0	2	2	18
CHILD EXPLOITATION	0	0	0	1
Carjacking (35-42-5-2)	0	0	0	0
Carrying Handgun w/o License (35-47-2-1)	0	0	0	5
Changing, Altering, Removing, Obliterating ID of Handgun (35-47-2-18)	0	0	0	1
Child Exploitation (35-42-4-4)	0	0	0	2
Child Molesting (35-42-4-3)	0	2	1	16
Child Seduction (35-42-4-7)	0	0	0	0
Child Selling (35-46-1-4)	0	0	0	0
Child Solicitation (35-42-4-6)	0	0	0	0
Child in Possession of Handgun (35-47-10-5)	0	0	0	4
Consumer Product Tampering (35-45-8-3)	0	0	0	0
Criminal Confinement (35-42-3-3)	0	0	0	4
Criminal Deviate Conduct (35-42-4-2)	0	0	0	0
Criminal Gang Intimidation (35-45-9-4)	0	0	0	0
Criminal Gang Recruitment	0	0	0	0
Criminal Recklessness (35-42-2-2)	0	1	0	7
Dangerous Possession of a Firearm (35-47-10-5)	0	5	0	30
Dealing in a Sawed-Off Shotgun (35-47-5-4.1)	0	0	0	0
Distribution of a Destructive Device (IC 35-47.5-5-5)	0	0	0	0
Domestic Battery (35-42-2-1.3)	0	1	3	8
Driving While Intoxicated Resulting in Death (9-30-5-5)	0	0	0	0
False Application for Handgun (35-47-2-8)	0	0	0	0
False, Altering Handgun License (35-47-2-22)	0	0	0	0
Feticide (35-42-1-6)	0	0	0	0
Handgun, False ID (35-47-2-17)	0	0	0	0
Incest (35-46-1-3)	0	0	0	0
Interference with Custody (35-42-3-4)	0	0	0	0
Intimidation (35-45-2-1)	0	0	0	0
Involuntary Manslaughter (35-42-1-4)	0	0	0	0
Kidnapping (35-42-3-2)	0	0	0	1
Murder (35-42-1-1)	0	0	1	2
Neglect of a Dependent (35-46-1-4)	0	0	0	0
Operation of a Machine Gun/Hurling a Bomb (35-47-5-9)	0	0	0	0
Overpass Mischief (35-42-2-5)	0	0	0	0
Pointing a Firearm (35-47-4-3)	0	0	0	2
Possession of Firearm on School Property (35-47-9-2)	0	0	0	1
Possession of a Machine Gun or Bomb (35-47-5-9)	0	0	0	0
Rape (35-42-4-1)	0	0	0	5
Reckless Homicide (35-42-1-5)	0	0	0	2
Resisting Law Enforcement (35-44-3-3)	0	0	0	0
Robbery (35-42-5-1)	0	4	4	40
Sell, Manufacture, Possess, Purchase Explosive (35-47-5-1)	0	0	0	0
Sell, Transfer, HIV Blood (35-42-1-7)	0	0	0	0
Selling, Transferring, Giving Handgun to Under 18 (35-47-2-7)	0	0	0	0
Sexual Battery (35-42-4-8)	0	0	0	4

LEVEL I (cont'd)

	NUMBER OF OFFENSES			
	This Month		This Calendar Year	
	Female	Male	Female	Male
Sexual Misconduct (35-44-1-5)	0	0	0	0
Sexual Misconduct with a Minor (35-42-4-9)	0	0	0	0
Stalking (35-45-10-5)	0	0	0	0
Strangulation (35-42-2-9)	0	0	0	1
Unlawful Delivery of Confiscated Firearm (35-47-3-4)	0	0	0	0
Unlawful Use of Body Armor (35-47-5-13)	0	0	0	0
Unlawful Use of Stun Gun (35-47-8-5)	0	0	0	0
Vicarious Sexual Gratification (35-42-4-5)	0	0	0	0
Voluntary Manslaughter (35-42-1-3)	0	0	0	0
Sub-Total	0	18	16	179

LEVEL II

Assisting a Criminal (35-44-3-2)	0	0	0	0
Chinese Throwing Star (35-47-5-12)	0	0	0	0
Criminal Gang Activity (35-45-9-3)	0	0	0	0
Criminal Recklessness (35-42-2-2)	0	0	0	0
Dealing Anabolic Steroid (16-42-19-27)	0	0	0	0
Dealing Methamphetamine (35-48-4-1.1)	0	0	0	0
Dealing in Cocaine or Narcotic Drug (35-48-4-1)	0	0	0	0
Dealing in Marijuana, Hash Oil, or Hashish (35-48-4-10)	0	0	0	2
Dealing in a Schedule I, II, or III Controlled Substance (35-48-4-2)	0	0	1	0
Dealing in a Schedule IV Controlled Substance (35-48-4-3)	0	0	0	0
Dealing in a Schedule V Controlled Substance (35-48-4-4)	0	0	0	0
Dealing in a Substance Represented to be a Controlled Substance (35-48-4-4.5)	0	0	0	0
Delivery of Weapon to Intoxicated Person (35-47-4-1)	0	0	0	0
Disarming Law Enforcement Officer (35-44.1-3-2)	0	0	0	0
Escape/Failure to Return to Lawful Detention (35-44-3-5)	1	0	6	2
Inmate w/ Deadly Weapon (35-44.1-3-7)	0	0	0	0
Interference with Custody (35-42-3-4)	0	0	0	0
Intimidation (35-45-2-1)	1	1	2	16
Knife with Automatic Blade (35-47-5-2)	0	0	0	0
Loan Sharking (35-45-7-2)	0	0	0	0
Maintaining a Common Nuisance (35-48-4-13)	0	0	0	0
Making loan secured by mortgage, deposit or pledge of handgun (35-47-4-2)	0	0	0	0
Manufacture, Distribution, Possession of a Substance Represented to be a Controlled Substance (35-48-4-4)	0	0	0	0
Neglect of a Dependent (35-46-1-4)	0	0	0	0
Poss Precursors w/ Intent to Manufacture Etc. (35-48-4-14.5)	0	0	0	0
Possession of a Controlled Substance (35-48-4-7)	0	1	0	1
Possession of a Knife on School Property (35-47-5-2.5)	0	0	1	1
Promoting Prostitution (35-45-4-4)	0	0	0	0
Purchase, Possession or Sale of Stun Gun (35-47-8-5)	0	0	0	0
Resisting Law Enforcement (35-44-3-3)	0	0	2	14
Rioting with a Deadly Weapon (35-45-1-2)	0	0	0	0
Sale, Possession, Use of Legend Drug (16-42-19-27)	0	0	0	0
Sexual Misconduct with a Minor (35-42-4-9)	0	0	0	0
Stalking (35-45-10-5)	0	0	0	0
Trafficking with an Inmate (35-44-3-9)	0	0	0	0
Use of Stun Gun in Commission of a Crime (35-47-8-5)	0	0	0	0
Sub-Total	2	2	12	36

LEVEL III

Accident /Failure to Stop (9-26-1-8)	0	0	0	0
Accident, Property Damage with Injury (9-26-1-8)	0	0	0	1
Altering or Damaging Computer (35-43-1-4)	0	0	0	0
Auto Theft, Receiving Stolen Parts (35-43-4-2.5)	0	4	3	23
Battery (35-42-2-1)	3	3	8	28
Battery by Bodily Waste (35-42-2-6)	0	0	0	1
Bestiality	0	0	0	0
Bribery (35-44-1-1)	0	0	0	0
Burglary (35-43-2-1)	0	0	0	0

LEVEL III (cont'd)	NUMBER OF OFFENSES			
	This Month		This Calendar Year	
	Female	Male	Female	Male
Check Deception (35-43-5-5)	0	0	0	0
Check Fraud (35-43-5-12)	0	0	0	0
Child Exploitation (35-42-4-4)	0	0	0	0
Controlled Substance Registration (35-48-4-14)	0	0	0	0
Conversion (35-43-4-3)	0	1	1	2
Criminal Mischief (35-43-1-2)	2	6	4	29
Criminal Recklessness (35-42-2-2)	0	0	0	0
Criminal Trespass (35-43-2-2)	0	1	0	6
Dealing in Altered Property (35-43-4-2.3)	0	0	0	0
Dealing in Marijuana, Hash Oil, or Hashish (35-48-4-10)	0	0	0	0
Dealing in Paraphernalia (35-48-4-8.5)	0	0	0	0
Dealing in a Schedule IV Controlled Substance (35-48-4-3)	0	0	0	0
Distribution of Material Harmful to Minor (35-49-3-3)	0	0	0	0
Escape/Failure to Return to Lawful Detention (35-44-3-5)	0	4	4	31
Failure to Appear (35-44-3-6)	0	0	0	0
False Reporting (35-44-2-2)	0	0	0	0
Forgery (35-43-5-2)	0	0	0	0
Fraud (35-43-5-4)	0	0	1	4
Fraud on Financial Institution (35-45-5-8)	0	0	0	0
Home Improvement Fraud (35-43-6-13)	0	0	0	0
Identity Deception (35-43-5-3.5)	0	0	0	0
Interference with Custody (35-42-3-4)	0	0	0	0
Interference with Reporting Crime (35-42-2-5)	0	0	0	0
Invasion of Privacy (35-46-1-15.1)	0	0	0	1
Kill Domestic Animal	0	0	0	0
Manufacture of Paraphernalia (35-48-4-8.1)	0	0	0	0
Nonsupport of Child (35-46-1-5)	0	0	0	0
Nonsupport of Spouse (35-46-1-6)	0	0	0	0
Obscene Performance (35-49-3-1)	0	0	0	0
Obstructing Fireman (35-44-3-8)	0	0	0	0
Obstructing Traffic (35-42-2-4)	0	0	0	0
Obstruction of Justice (35-44-3-4)	0	0	0	0
Operating Vehicle After Lifetime Forfeiture (9-30-10-17)	0	0	0	0
Operating Vehicle While Intoxicated (9-30-5-4)	0	0	0	0
Operating Vehicle While Intoxicated with Prior (9-30-5-3)	0	0	0	0
Patronizing a Prostitute (35-45-4-3)	0	0	0	0
Perjury (35-44-2-1)	0	0	0	0
Possession of Cocaine or Narcotic Drug (35-48-4-6)	0	0	0	1
Possession of Marijuana, Hash Oil, or Hashish (35-48-4-11)	0	0	0	0
Possession of Methamphetamines (35-48-4-6.1)	0	1	1	3
Possession of Paraphernalia (35-48-4-8.3)	0	0	0	0
Possession of a Controlled Substance (35-48-4-7)	0	0	0	2
Possession of a Syringe (16-42-19-18)	0	0	0	0
Possession/Use of Legend Drug (16-42-19-13)	1	0	1	0
Professional Gambling (35-45-5-3)	0	0	0	0
Profiting from Adoption (35-46-1-9)	0	0	0	0
Promoting Professional Gambling (35-45-5-4)	0	0	0	0
Promoting Prostitution (35-45-4-4)	0	0	0	0
Prostitution (35-45-4-2)	0	0	0	0
Public Indecency (35-45-4-1)	0	0	0	0
Public Nudity (35-45-4-1.5)	0	0	0	0
Railroad Mischief (35-42-2-5.5)	0	0	0	0
Receiving Stolen Auto Parts (35-43-4-2.5)	0	0	0	1
Receiving Stolen Property (35-43-4-2)	0	0	0	0
Residential Entry (35-43-2-1.5)	1	4	1	7
Resisting Law Enforcement (35-44-3-3)	1	1	5	18
Rioting (35-45-1-2)	0	0	0	0
Sale, Possession, Use of Legend Drug (16-42-19-27)	0	0	0	0

LEVEL III (cont'd)	NUMBER OF OFFENSES			
	This Month		This Calendar Year	
	Female	Male	Female	Male
Selling, Distributing, Exhibiting Obscene Material (35-49-3-1)	0	0	0	0
Stalking (35-45-10-5)	0	0	0	0
Synthetic Drug (35-48-4-11.5)	0	0	0	0
THEFT/RSP/>\$100,000	0	0	0	1
TRAFFIC W/INMATE	0	0	1	0
Theft (35-43-4-2)	0	6	9	47
Torture or Mutilation of Animal (35-46-3-12)	0	0	0	0
Trafficking with an Inmate (35-44-3-9)	0	0	0	0
Unauthorized Possession of Prescription Form (35-48-4-14)	0	0	0	0
Unlawful Entry of Motor Vehicle (35-43-4-2.7)	0	0	0	0
Voyeurism (35-45-4-5)	0	0	0	0
Welfare Fraud (35-43-5-7)	0	0	0	0
Sub-Total	8	31	39	206

LEVEL IV

Absence From Home Detention (35-38-2.5-10)	0	0	0	0
Accident/Failure to Stop (9-26-1-8)	0	0	0	1
Alcohol Violation (31-37-2-6)	0	0	0	0
Animal Cruelty (35-46-3-12)	0	0	0	0
Assisting a Criminal (35-44-3-2)	0	0	0	0
Beats Vertebrate Animal (35-46-3-12)	0	0	0	0
Check Deception (35-43-5-5)	0	0	0	0
Common Nuisance (35-48-4-13)	0	0	0	1
Computer Trespassing (35-43-2-3)	0	0	0	0
Counterfeiting Auto Registration (9-18-2-42)	0	0	0	0
Counterfeiting a Driver's License (9-24-18-7)	0	0	0	0
Curfew Violation (31-37-2-5)	0	0	0	0
Deception (35-43-5-3)	0	0	0	0
Deer Outside Hours (14-22-6-1)	0	0	0	0
Deer w/ Illegal Device (14-22-6-1)	0	0	0	0
Disorderly Conduct (35-45-1-3)	1	5	3	12
Dissemination of Material Harmful to Minor (35-49-3-3)	0	0	0	0
Driving While Intoxicated (9-11-2-3)	0	0	0	0
Driving with Suspended License (9-24-19-2)	0	0	0	0
Exploitation of Dependent/Endangered Adult (35-46-1-12)	0	0	0	0
Failure to Appear (35-44-3-6)	0	0	0	0
Failure to Disclose Recruitment (35-46-4-4)	0	0	0	0
Failure to Respond to Summons (35-44-3-6.5)	0	0	0	0
False Auto Registration (9-18-2-44)	0	0	0	0
False Identity Statement (35-44-2-6)	0	0	0	0
False Informing (35-44-2-2)	0	1	0	4
Flag Desecration (35-45-1-4)	0	0	0	0
Glue Sniffing (35-46-6-2)	0	0	0	0
Habitual Disobedience of Parent, Guardian, or Custodian (Incorrigible) (31-37-2-4)	0	0	0	0
Harassment (35-45-2-2)	0	0	0	0
Home Improvement Fraud (35-43-6-12)	0	0	0	0
Illegal Consumption of Alcohol (7.1-5-7-7)	0	0	1	1
Illegal Possession of Alcohol (7.1-5-7-7)	0	0	1	0
Impairment of ID Number (35-43-7-4)	0	0	0	0
Interference with Custody (35-42-3-4)	0	0	0	0
Interfering with Law Enforcement Animal (35-46-3-11)	0	0	0	0
Invasion of Privacy (35-46-1-15.1)	0	0	0	0
Leaving Home w/o Permission of Parent, Guardian or Custodian (Runaway) (31-37-2-2)	0	1	3	4
Maintaining a Common Nuisance (35-48-4-13)	0	0	0	0
Nitrous Oxide Distribution (35-46-6-3)	0	0	0	0
Obscene Performance (35-49-3-1)	0	0	0	0
Obstructing Medical Emergency (35-44-3-8.5)	0	0	0	0
Obstructing Traffic (35-42-2-4)	0	0	0	0
Official Misconduct (35-44.1-1-1)	0	0	0	0
Operating Vehicle While Intoxicated (9-30-5-2)	0	0	0	0

LEVEL IV (cont'd)	NUMBER OF OFFENSES			
	This Month		This Calendar Year	
	Female	Male	Female	Male
Operating Vehicle While Intoxicated/Cntrld Sub (9-30-5-1)	0	0	0	0
Operating Vehicle w/o License (9-24-18-1)	0	0	3	5
Operating Vehicle w/o Proof of Financial (9-25-8-2)	0	0	0	0
Operating Vehicle w/o Registration/Plates (9-18-2-43)	0	0	0	0
POSS/PUR/ACC TOBACCO	0	0	0	1
Possession of Device/Interfere Test (35-43-5-18)	0	0	0	0
Possession of Marijuana, Hash Oil, or Hashish (35-48-4-11)	1	7	4	25
Possession of Paraphernalia (35-48-4-8.3)	0	0	0	5
Possession of Substance Represented to be a Controlled Substance (35-48-4-4.6)	0	0	0	0
Possession, Purchase, Accepting Tobacco (35-46-1-10.5)	0	0	0	0
Probation Violation	0	18	0	105
Public Intoxication (7.1-5-1-3)	0	0	0	1
Receiving Unidentified Property (35-43-7-5)	0	0	0	0
Reckless Driving (9-21-8-52)	0	0	1	0
Refusal to Aid Officer (35-44-3-7)	0	0	0	0
Refusal to Identify Self (34-28-5-3.5)	0	0	0	0
Selling, Distributing, Exhibiting Obscene Material (35-49-3-1)	0	0	0	0
Synthetic Drug (35-48-4-11.5)	0	0	0	0
Taking Deer/Turkey (14-22-6-1)	0	0	0	0
Tattooing a Minor (35-42-2-7)	0	0	0	0
Torture, Kill, Mutilate an Animal (35-46-3-12)	0	0	0	0
UNAUTH USE OF RR R/W	0	0	0	1
Unauthorized Possession of Prescription (35-48-4-14)	0	0	0	0
Unlawful Entry of Motor Vehicle (35-43-4-2.7)	0	0	1	10
Unlawful Gambling (35-45-5-2)	0	0	0	0
Unlawful Use of Railroad Right of Way (8-3-15-3)	0	0	0	0
Vending Machine Vandalism (35-43-4-7)	0	0	0	0
Violation Home Detention	0	0	0	0
Violation Suspended Commitment to DOC	0	0	5	0
Violation of Compulsory School Attendance Law (Truancy) (31-37-2-3)	0	0	1	1
Voyeurism (35-45-4-5)	0	0	0	0
Welfare Fraud (35-45-5-7)	0	0	0	0
Sub-Total	2	32	23	177
GRAND TOTAL NUMBER OF OFFENSES	12	83	90	598

Indiana Department of Correction
Table 17
Number of Juvenile Offenders by Most Serious Offense
Committed to the Indiana Department of Correction

October 2019

MOST SERIOUS OFFENSE (Citation Code)	NUMBER OF JUVENILES			
	This Month		This Calendar Year	
LEVEL I	Female	Male	Female	Male
ARSON/>250<\$5000	0	0	0	1
ARSON/SBI	0	1	0	1
Aggravated Battery (35-42-2-1.5)	0	0	0	1
Arson (35-43-1-1)	0	1	0	2
Battery (35-42-2-1)	0	1	6	15
Battery by Bodily Waste (35-42-2-6)	0	0	0	1
Burglary (35-43-2-1)	0	2	1	23
Carjacking (35-42-5-2)	0	0	0	0
Carrying Handgun w/o License (35-47-2-1)	0	0	0	4
Changing, Altering, Removing, Obliterating ID of Handgun (35-47-2-18)	0	0	0	1
Child Exploitation (35-42-4-4)	0	0	0	1
Child Molesting (35-42-4-3)	0	2	1	15
Child Seduction (35-42-4-7)	0	0	0	0
Child Selling (35-46-1-4)	0	0	0	0
Child Solicitation (35-42-4-6)	0	0	0	0
Child in Possession of Handgun (35-47-10-5)	0	0	0	1
Consumer Product Tampering (35-45-8-3)	0	0	0	0
Criminal Confinement (35-42-3-3)	0	0	0	1
Criminal Deviate Conduct (35-42-4-2)	0	0	0	0
Criminal Gang Intimidation (35-45-9-4)	0	0	0	0
Criminal Gang Recruitment	0	0	0	0
Criminal Recklessness (35-42-2-2)	0	1	0	6
Dangerous Possession of a Firearm (35-47-10-5)	0	4	0	21
Dealing in a Sawed-Off Shotgun (35-47-5-4.1)	0	0	0	0
Distribution of a Destructive Device (IC 35-47.5-5-5)	0	0	0	0
Domestic Battery (35-42-2-1.3)	0	1	2	9
Driving While Intoxicated Resulting in Death (9-30-5-5)	0	0	0	0
False Application for Handgun (35-47-2-8)	0	0	0	0
False, Altering Handgun License (35-47-2-22)	0	0	0	0
Feticide (35-42-1-6)	0	0	0	0
Handgun, False ID (35-47-2-17)	0	0	0	0
Incest (35-46-1-3)	0	0	0	0
Interference with Custody (35-42-3-4)	0	0	0	0
Intimidation (35-45-2-1)	0	0	0	0
Involuntary Manslaughter (35-42-1-4)	0	0	0	0
Kidnapping (35-42-3-2)	0	0	0	0
Murder (35-42-1-1)	0	0	0	2
Neglect of a Dependent (35-46-1-4)	0	0	0	0
Operation of a Machine Gun/Hurling a Bomb (35-47-5-9)	0	0	0	0
Overpass Mischief (35-42-2-5)	0	0	0	0
Pointing a Firearm (35-47-4-3)	0	0	0	1
Possession of Firearm on School Property (35-47-9-2)	0	0	0	1
Possession of a Machine Gun or Bomb (35-47-5-9)	0	0	0	0
Rape (35-42-4-1)	0	0	0	5
Reckless Homicide (35-42-1-5)	0	0	0	1
Resisting Law Enforcement (35-44-3-3)	0	0	0	0
Robbery (35-42-5-1)	0	4	4	30
Sell, Manufacture, Possess, Purchase Explosive (35-47-5-1)	0	0	0	0
Sell, Transfer, HIV Blood (35-42-1-7)	0	0	0	0
Selling, Transferring, Giving Handgun to Under 18 (35-47-2-7)	0	0	0	0
Sexual Battery (35-42-4-8)	0	0	0	2

NUMBER OF JUVENILES

LEVEL I (cont'd)	This Month		This Calendar Year	
	Female	Male	Female	Male
Sexual Misconduct (35-44-1-5)	0	0	0	0
Sexual Misconduct with a Minor (35-42-4-9)	0	0	0	0
Stalking (35-45-10-5)	0	0	0	0
Strangulation (35-42-2-9)	0	0	0	0
Unlawful Delivery of Confiscated Firearm (35-47-3-4)	0	0	0	0
Unlawful Use of Body Armor (35-47-5-13)	0	0	0	0
Unlawful Use of Stun Gun (35-47-8-5)	0	0	0	0
Vicarious Sexual Gratification (35-42-4-5)	0	0	0	0
Voluntary Manslaughter (35-42-1-3)	0	0	0	0
Sub-Total	0	17	14	145

LEVEL II

Assisting a Criminal (35-44-3-2)	0	0	0	0
Chinese Throwing Star (35-47-5-12)	0	0	0	0
Criminal Gang Activity (35-45-9-3)	0	0	0	0
Criminal Recklessness (35-42-2-2)	0	0	0	0
Dealing Anabolic Steroid (16-42-19-27)	0	0	0	0
Dealing Methamphetamine (35-48-4-1.1)	0	0	0	0
Dealing in Cocaine or Narcotic Drug (35-48-4-1)	0	0	0	0
Dealing in Marijuana, Hash Oil, or Hashish (35-48-4-10)	0	0	0	1
Dealing in a Schedule I, II, or III Controlled Substance (35-48-4-2)	0	0	1	0
Dealing in a Schedule IV Controlled Substance (35-48-4-3)	0	0	0	1
Dealing in a Schedule V Controlled Substance (35-48-4-4)	0	0	0	0
Dealing in a Substance Represented to be a Controlled Substance (35-48-4-4.5)	0	0	0	0
Delivery of Weapon to Intoxicated Person (35-47-4-1)	0	0	0	0
Disarming Law Enforcement Officer (35-44.1-3-2)	0	0	0	0
Escape/Failure to Return to Lawful Detention (35-44-3-5)	1	0	4	3
Inmate w/ Deadly Weapon (35-44.1-3-7)	0	0	0	0
Interference with Custody (35-42-3-4)	0	0	0	0
Intimidation (35-45-2-1)	1	1	2	8
Knife with Automatic Blade (35-47-5-2)	0	0	0	0
Loan Sharking (35-45-7-2)	0	0	0	0
Maintaining a Common Nuisance (35-48-4-13)	0	0	0	0
Making loan secured by mortgage, deposit or pledge of handgun (35-47-4-2)	0	0	0	0
Manufacture, Distribution, Possession of a Substance Represented to be a Controlled Substance (35-48-4-7)	0	0	0	0
Neglect of a Dependent (35-46-1-4)	0	0	0	0
Poss precursors w/intent to manufacture etc. (35-48-4-14.5)	0	0	0	0
Possession of a Controlled Substance (35-48-4-7)	0	1	0	1
Possession of a Knife on School Property (35-47-5-2.5)	0	0	1	0
Promoting Prostitution (35-45-4-4)	0	0	1	0
Purchase, Possession or Sale of Stun Gun (35-47-8-5)	0	0	0	0
Resisting Law Enforcement (35-44-3-3)	0	0	1	9
Rioting with a Deadly Weapon (35-45-1-2)	0	0	0	0
Sale, Possession, Use of Legend Drug (16-42-19-27)	0	0	0	0
Sexual Misconduct with a Minor (35-42-4-9)	0	0	0	0
Stalking (35-45-10-5)	0	0	0	0
Trafficking with an Inmate (35-44-3-9)	0	0	0	0
Use of Stun Gun in Commission of a Crime (35-47-8-5)	0	0	0	0
Sub-Total	2	2	10	23

LEVEL III

Accident /Failure to Stop (9-26-1-8)	0	0	0	0
Accident, Property Damage with Injury (9-26-1-8)	0	0	0	0
Altering or Damaging Computer (35-43-1-4)	0	0	0	0
Auto Theft, Receiving Stolen Parts (35-43-4-2.5)	0	2	2	11
Battery (35-42-2-1)	2	2	6	14
Bestiality	0	0	0	0
Bribery (35-44-1-1)	0	0	0	0
Burglary (35-43-2-1)	0	0	0	0
Check Deception (35-43-5-5)	0	0	0	0

LEVEL III (cont'd)	NUMBER OF JUVENILES			
	This Month		This Calendar Year	
	Female	Male	Female	Male
Check Fraud (35-43-5-12)	0	0	0	0
Child Exploitation (35-42-4-4)	0	0	0	0
Controlled Substance Registration (35-48-4-14)	0	0	0	0
Conversion (35-43-4-3)	0	1	1	2
Criminal Mischief (35-43-1-2)	0	1	2	9
Criminal Recklessness (35-42-2-2)	0	0	0	0
Criminal Trespass (35-43-2-2)	0	0	0	6
Dealing in Altered Property (35-43-4-2.3)	0	0	0	0
Dealing in Marijuana, Hash Oil, or Hashish (35-48-4-10)	0	0	0	0
Dealing in Paraphernalia (35-48-4-8.5)	0	0	0	0
Distribution of Material Harmful to Minor (35-49-3-3)	0	0	0	0
Escape/Failure to Return to Lawful Detention (35-44-3-5)	0	2	3	10
Failure to Appear (35-44-3-6)	0	0	0	0
False Reporting (35-44-2-2)	0	0	0	0
Forgery (35-43-5-2)	0	0	0	0
Fraud (35-43-5-4)	0	0	0	1
Fraud on Financial Institution (35-45-5-8)	0	0	0	0
Home Improvement Fraud (35-43-6-13)	0	0	0	0
Identity Deception (35-43-5-3.5)	0	0	0	0
Interference with Custody (35-42-3-4)	0	0	0	0
Interference with Reporting Crime (35-42-2-5)	0	0	0	0
Invasion of Privacy (35-46-1-15.1)	0	0	0	0
Kill Domestic Animal	0	0	0	0
Manufacture of Paraphernalia (35-48-4-8.1)	0	0	0	0
Nonsupport of Child (35-46-1-5)	0	0	0	0
Nonsupport of Spouse (35-46-1-6)	0	0	0	0
Obscene Performance (35-49-3-1)	0	0	0	0
Obstructing Fireman (35-44-3-8)	0	0	0	0
Obstructing Traffic (35-42-2-4)	0	0	0	0
Obstruction of Justice (35-44-3-4)	0	0	0	0
Operating Vehicle After Lifetime Forfeiture (9-30-10-17)	0	0	0	0
Operating Vehicle While Intoxicated (9-30-5-4)	0	0	0	0
Operating Vehicle While Intoxicated with Prior (9-30-5-3)	0	0	0	0
POSS COC,I,II/>3GRMS	0	0	0	1
Patronizing a Prostitute (35-45-4-3)	0	0	0	0
Perjury (35-44-2-1)	0	0	0	0
Possession of Cocaine or Narcotic Drug (35-48-4-6)	0	0	0	0
Possession of Marijuana, Hash Oil, or Hashish (35-48-4-11)	0	0	0	0
Possession of Methamphetamines (35-48-4-6.1)	0	1	0	3
Possession of Paraphernalia (35-48-4-8.3)	0	0	0	0
Possession of a Controlled Substance (35-48-4-7)	0	0	0	1
Possession of a Syringe (16-42-19-18)	0	0	0	0
Possession/Use of Legend Drug (16-42-19-13)	0	0	0	0
Professional Gambling (35-45-5-3)	0	0	0	0
Profiting from Adoption (35-46-1-9)	0	0	0	0
Promoting Professional Gambling (35-45-5-4)	0	0	0	0
Promoting Prostitution (35-45-4-4)	0	0	0	0
Prostitution (35-45-4-2)	0	0	0	0
Public Indecency (35-45-4-1)	0	0	0	0
Public Nudity (35-45-4-1.5)	0	0	0	0
Railroad Mischief (35-42-2-5.5)	0	0	0	0
Receiving Stolen Property (35-43-4-2)	0	0	0	0
Residential Entry (35-43-2-1.5)	1	2	1	4
Resisting Law Enforcement (35-44-3-3)	0	0	2	7
Rioting (35-45-1-2)	0	0	0	0
Sale, Possession, Use of Legend Drug (16-42-19-27)	0	0	0	0
Selling, Distributing, Exhibiting Obscene Material (35-49-3-1)	0	0	0	0
Stalking (35-45-10-5)	0	0	0	0
Synthetic Drug (35-48-4-11.5)	0	0	0	0

NUMBER OF JUVENILES

LEVEL III (Cont.)	This Month		This Calendar Year	
	Female	Male	Female	Male
THEFT/RSP/>\$100,000	0	0	0	1
TRAFFIC W/INMATE	0	0	1	0
Theft (35-43-4-2)	0	2	4	24
Torture or Mutilation of Animal (35-46-3-12)	0	0	0	0
Trafficking with an Inmate (35-44-3-9)	0	0	0	0
Unauthorized Possession of Prescription Form (35-48-4-14)	0	0	0	0
Unlawful Entry of Motor Vehicle (35-43-4-2.7)	0	0	0	0
Voyeurism (35-45-4-5)	0	0	0	0
Welfare Fraud (35-43-5-7)	0	0	0	0
Sub-Total	3	13	22	94

LEVEL IV

Absence From Home Detention (35-38-2.5-10)	0	0	0	0
Accident/Failure to Stop (9-26-1-8)	0	0	1	0
Assisting a Criminal (35-44-3-2)	0	0	0	0
Beats Vertebrate Animal (35-46-3-12)	0	0	0	0
Check Deception (35-43-5-5)	0	0	0	0
Common Nuisance (35-48-4-13)	0	0	0	1
Computer Trespassing (35-43-2-3)	0	0	0	0
Counterfeiting Auto Registration (9-18-2-42)	0	0	0	0
Counterfeiting a Driver's License (9-24-18-7)	0	0	0	0
Curfew Violation (31-37-2-5)	0	0	0	0
Deception (35-43-5-3)	0	0	0	0
Disorderly Conduct (35-45-1-3)	0	0	2	2
Dissemination of Material Harmful to Minor (35-49-3-3)	0	0	0	0
Driving with Suspended License (9-24-19-2)	0	0	0	0
Exploitation of Dependent/Endangered Adult (35-46-1-12)	0	0	0	0
Failure to Appear (35-44-3-6)	0	0	0	0
Failure to Disclose Recruitment (35-46-4-4)	0	0	0	0
Failure to Respond to Summons (35-44-3-6.5)	0	0	0	0
False Auto Registration (9-18-2-44)	0	0	0	0
False Identity Statement (35-44-2-6)	0	0	0	0
False Informing (35-44-2-2)	0	0	1	1
Flag Desecration (35-45-1-4)	0	0	0	0
Glue Sniffing (35-46-6-2)	0	0	0	0
Habitual Disobedience of Parent, Guardian, or Custodian (Incorrigible) (31-37-2-4)	0	0	0	0
Harassment (35-45-2-2)	0	0	0	0
Home Improvement Fraud (35-43-6-12)	0	0	0	0
Illegal Consumption of Alcohol (7.1-5-7-7)	0	0	0	0
Illegal Possession of Alcohol (7.1-5-7-7)	0	0	0	0
Impairment of ID Number (35-43-7-4)	0	0	0	0
Interference with Custody (35-42-3-4)	0	0	0	0
Interfering with Law Enforcement Animal (35-46-3-11)	0	0	0	0
Invasion of Privacy (35-46-1-15.1)	0	0	0	0
Leaving Home w/o Permission of Parent, Guardian or Custodian (Runaway) (31-37-2-2)	0	0	0	0
Nitrous Oxide Distribution (35-46-6-3)	0	0	0	0
Obscene Performance (35-49-3-1)	0	0	0	0
Obstructing Medical Emergency (35-44-3-8.5)	0	0	0	0
Obstructing Traffic (35-42-2-4)	0	0	0	0
Operating Vehicle While Intoxicated (9-30-5-2)	0	0	0	0
Operating Vehicle While Intoxicated/Cntrl'd Sub (9-30-5-1)	0	0	0	0
Operating Vehicle w/o License (9-24-18-1)	0	0	1	0
Operating Vehicle w/o Proof of Financial (9-25-8-2)	0	0	0	0
Operating Vehicle w/o Registration/Plates (9-18-2-43)	0	0	0	0
Possession of Marijuana, Hash Oil, or Hashish (35-48-4-11)	1	2	2	11
Possession of Paraphernalia (35-48-4-8.3)	0	0	0	1
Possession of Substance Represented to be a Controlled Substance (35-48-4-4.6)	0	0	0	0
Possession, Purchase, Accepting Tobacco (35-46-1-10.5)	0	0	0	0
Probation Violation	0	0	0	0
Public Intoxication (7.1-5-1-3)	0	0	0	0
Receiving Unidentified Property (35-43-7-5)	0	0	0	0
Reckless Driving (9-21-8-52)	0	0	0	0
Refusal to Aid Officer (35-44-3-7)	0	0	0	0
Refusal to Identify Self (34-28-5-3.5)	0	0	0	0

LEVEL IV (cont'd)	NUMBER OF JUVENILES				
	This Month		This Calendar Year		
	Female	Male	Female	Male	
Selling, Distributing, Exhibiting Obscene Material (35-49-3-1)	0	0	0	0	
Synthetic Drug	0	0	0	0	
Torture, Kill, Mutilate an Animal (35-46-3-12)	0	0	0	0	
Unauthorized Possession of Prescription (35-48-4-14)	0	0	0	0	
Unlawful Entry of Motor Vehicle (35-43-4-2.7)	0	0	0	1	
Unlawful Gambling (35-45-5-2)	0	0	0	0	
Unlawful Use of Railroad Right of Way (8-3-15-3)	0	0	0	0	
Vending Machine Vandalism (35-43-4-7)	0	0	0	0	
Violation Home Detention	0	0	0	0	
Violation Suspended Commitment to DOC	0	0	0	0	
Violation of Compulsory School Attendance Law (Truancy) (31-37-2-3)	0	0	0	0	
Voyeurism (35-45-4-5)	0	0	0	0	
Welfare Fraud (35-45-5-7)	0	0	0	0	
	Sub-Total	1	2	7	17
	GRAND TOTAL NUMBER OF JUVENILES	6	34	53	279

Indiana Department of Correction
Table 18
Juvenile Female New Commitments

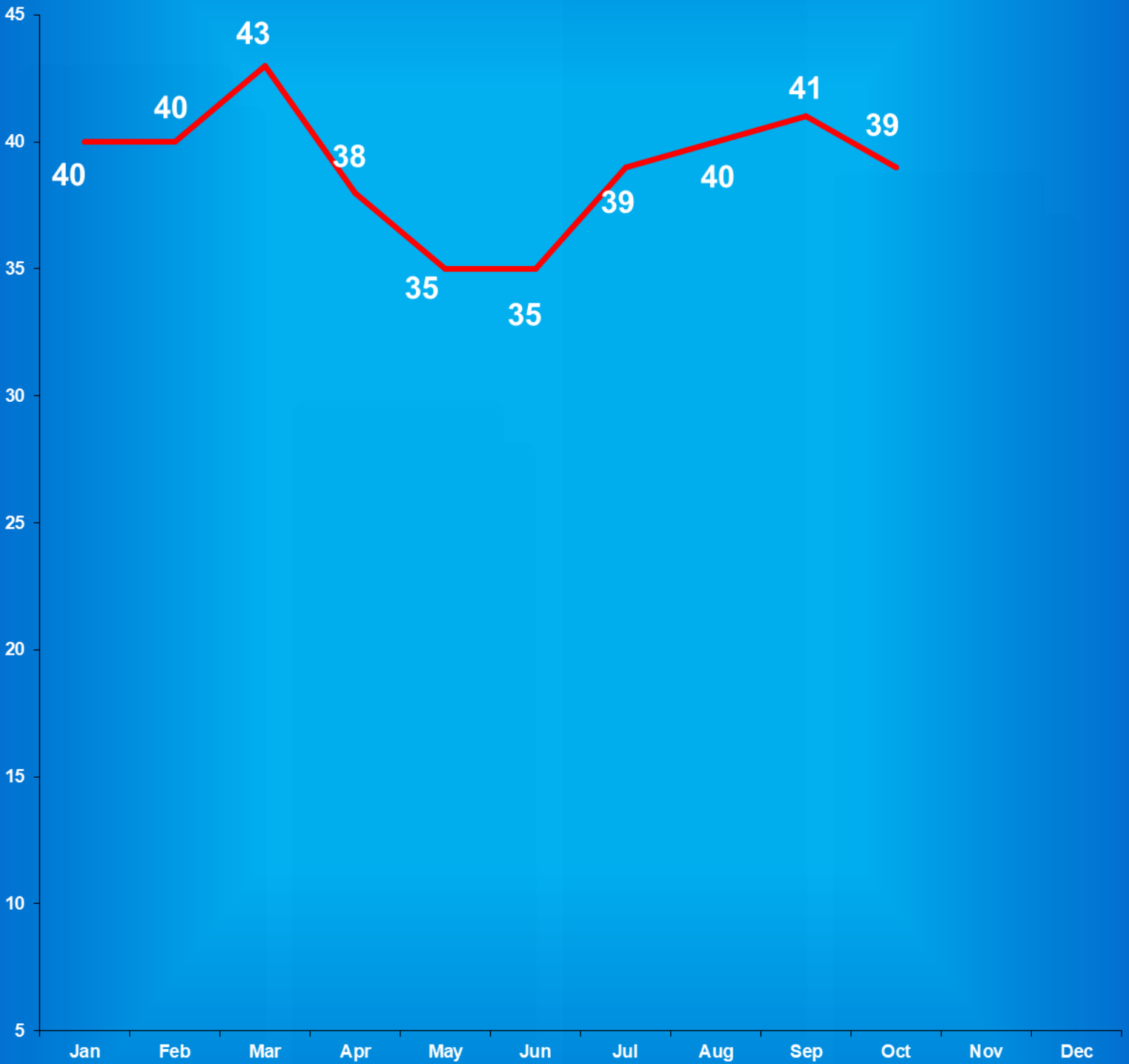
<u>Month</u>	<u>2015</u>	<u>2016</u>	<u>2017</u>	<u>2018</u>	<u>2019</u>
January	3	6	2	3	10
February	8	10	5	8	4
March	4	11	6	4	7
April	10	9	2	7	3
May	12	4	6	8	8
June	6	11	7	2	3
July	5	4	8	12	9
August	10	4	5	4	2
September	13	7	8	8	6
October	0	5	6	5	6
November	11	6	7	8	
December	<u>11</u>	<u>5</u>	<u>12</u>	<u>8</u>	
TOTALS	93	82	74	77	58

Source: SAS - mnthadm4.pgm

Indiana Department of Correction

Graph G

Average Daily Juvenile Female Offender Populations
Calendar Year 2019



Indiana Department of Correction
Table 19
Juvenile Male New Commitments

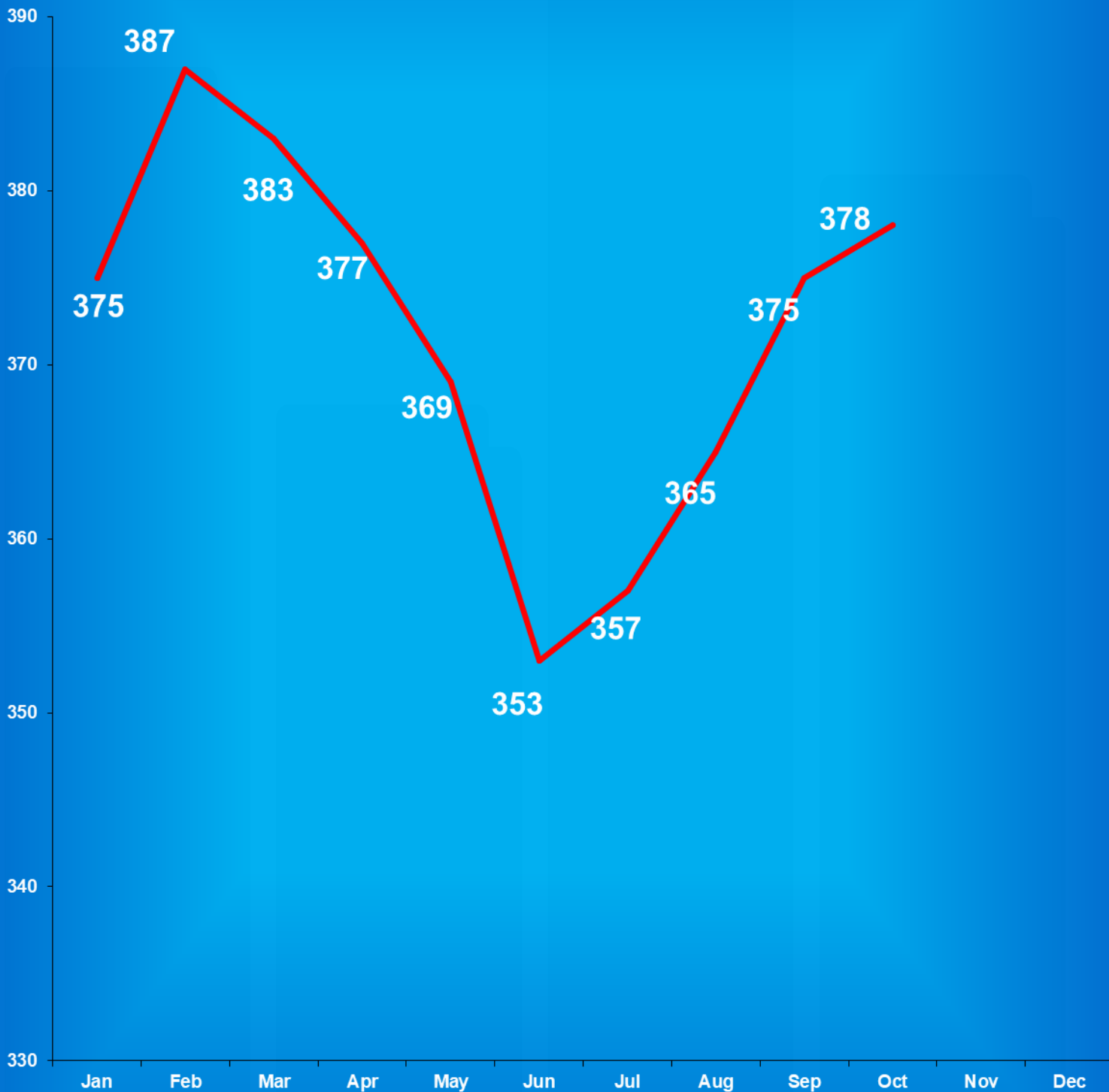
<u>Month</u>	<u>2015</u>	<u>2016</u>	<u>2017</u>	<u>2018</u>	<u>2019</u>
January	35	39	26	46	36
February	26	40	26	38	36
March	32	69	36	33	17
April	43	33	45	27	24
May	37	44	35	42	30
June	41	40	48	29	27
July	50	29	40	29	47
August	31	38	48	28	37
September	42	36	43	41	23
October	45	24	39	24	34
November	41	28	48	34	
December	<u>40</u>	<u>30</u>	<u>34</u>	<u>52</u>	
TOTALS	548	463	450	468	311

Source: SAS - mnthadm4.pgm

Indiana Department of Correction

Graph H

Average Daily Juvenile Male Offender Populations
Calendar Year 2019



Indiana Department of Correction
Table 20
Juvenile Parole Caseload on November 04, 2019

<u>Juvenile Reintegration Districts</u>	Indiana Parolees		Other Jurisdiction		<u>Total</u>
	<u>Juvenile Male</u>	<u>Juvenile Female</u>	<u>Juvenile Male</u>	<u>Juvenile Female</u>	
<i>Interstate Compact (RD0)*</i>	0	0	6	0	6
			<u>District Supervision Breakdown as follows:</u>		
Juv Reintegration District 2	15	0	1	0	16
Juv Reintegration District 3	4	0	0	0	4
Juv Reintegration District 4	7	0	0	0	7
Juv Reintegration District 5	5	1	2	0	8
Juv Reintegration District 6	5	1	3	0	9
Juv Reintegration District 8	8	1	0	0	9
Total	44	3	6	0	53

Total Juvenile Parole Population on the First Day of Each Month

<u>Calendar Year 2019</u>	Indiana Parolees		Other Jurisdiction		<u>Total</u>
	<u>Juvenile Male</u>	<u>Juvenile Female</u>	<u>Juvenile Male</u>	<u>Juvenile Female</u>	
January	38	6	5	0	49
February	42	7	6	1	56
March	43	9	7	1	60
April	50	8	7	1	66
May	49	10	6	1	66
June	51	8	5	1	65
July	48	7	4	1	60
August	47	5	6	0	58
September	44	3	5	1	53
October	37	3	7	0	47
November	44	3	6	0	53

** Includes Indiana parolees who are serving their parole in another state, as well as offenders from other States being supervised in Indiana (Interstate Compact)*

Sources:
Parole Division
SAS - juvparl2.pgm

**Indiana Department of Correction
Indiana Government Center South, Room E334
302 W. Washington Street
Indianapolis, IN 46204**

**Prepared by:
Chris Yirenkyi, Data Analyst
(317) 233-4765
cyirenkyi@idoc.IN.gov**

This report and previous reports may be found at:

<http://www.in.gov/idoc/2376.htm>



CHANGING LIVES

The logo for the Indiana Department of Correction is circular, featuring a central torch and the words "EMPLOYEES", "EFFICIENCY", and "EFFECTIVENESS". The outer ring contains the text "INDIANA DEPARTMENT OF CORRECTION". To the right of the logo is a blue silhouette of the state of Indiana.

The Indiana Department of Correction advances public safety and successful re-entry through dynamic supervision, programming, and partnerships.