


# Indiana Department of Correction

## Division of Data Analytics



## Offender Population Statistical Report

- SEPTEMBER 2019 -

Rob Carter, Commissioner

**Indiana Department of Correction  
Indiana Government Center South, Room E334  
302 W. Washington Street  
Indianapolis, IN 46204**

**Prepared by:  
Chris Yirenkyi, Research Analyst  
(317) 233-4765  
[cyirenkyi@idoc.in.gov](mailto:cyirenkyi@idoc.in.gov)**

**This report and previous reports may be found at:**

**<http://www.in.gov/idoc/2376.htm>**



## Definitions

For the purpose of this report, the following definitions apply:

**Admission** – The means by which an offender enters the custody or jurisdiction of the Indiana Department of Correction. For this report, with the exception of the return of an escapee, this does not include a return from a temporary absence.

**Average Daily Population** – The sum of the daily beginning counts for a month, divided by that month's number of daily beginning counts.

**Beginning Count** – The number of offenders physically present at the beginning of the day (ie, 0000:01 hours).

**Class A Felony** – An offense whereby a person convicted of this felony shall be imprisoned for a fixed term of thirty years, with not more than twenty years added for aggravating circumstances, or not more than ten years subtracted for mitigating circumstances.

**Class B Felony** – An offense whereby a person convicted of this felony shall be imprisoned for a fixed term of ten years, with not more than ten years added for aggravating circumstances, or not more than four years subtracted for mitigating circumstances.

**Class C Felony** – An offense whereby a person convicted of this felony shall be imprisoned for a fixed term of four years, with not more than four years added for aggravating circumstances, or not more than two years subtracted for mitigating circumstances.

**Class D Felony** – An offense whereby a person convicted of this felony shall be imprisoned for a fixed term of one and one-half years, with not more than one and one-half years added for aggravating circumstances, or not more than one year subtracted for mitigating circumstances.

**Class 1 Felony** – An offense whereby a person convicted of this felony shall be imprisoned with a sentence range of 20-40 years, with not more than twenty years added as a habitual offender enhancement.

**Class 2 Felony** – An offense whereby a person convicted of this felony shall be imprisoned with a sentence range of 10-30 years, with not more than twenty years added as a habitual offender enhancement.

**Class 3 Felony** – An offense whereby a person convicted of this felony shall be imprisoned with a sentence range of 3-16 years, with not more than twenty years added as a habitual offender enhancement.

**Class 4 Felony** – An offense whereby a person convicted of this felony shall be imprisoned with a sentence range of 2-12 years, with not more than twenty years added as a habitual offender enhancement.

**Class 5 Felony** – An offense whereby a person convicted of this felony shall be imprisoned with a sentence range of 1-6 years, with not more than six years added as a habitual offender enhancement.

**Class 6 Felony** – An offense whereby a person convicted of this felony shall be imprisoned with a sentence range of 0.5-2.5 years, with not more than six years added as a habitual offender enhancement.

**Contracted Beds** - Those offenders who have been committed to the Indiana Department of Correction, but are housed in a local work release facility under contract of a 3rd party provider.

**County Jail "Back-ups" (Jail Bed Count)** – Those offenders who have been committed to the Indiana Department of Correction, but are housed in a county jail until they can be transferred to a Department of Correction intake facility. The county receives \$35.00 per day, per offender, to house these offenders.

**Ending Count** – The number of offenders physically present at the end of the day (ie, 2400:00 hours).

**Felon** – A person convicted in any jurisdiction who might have been imprisoned for more than one year.

**Murder** - An offense whereby a person convicted of this felony shall be imprisoned for a fixed term of fifty-five years, with not more than ten years added for aggravating circumstances, or not more than ten years subtracted for mitigating circumstances.

## Definitions Continued

**Operational Capacity** – The total bed capacity of the facility. The capacity of a facility is the number of beds authorized for safe and efficient operation of the facility.

**Pre-Dispositional** – An individual ordered by the Court to the Indiana Department of Correction for evaluation prior to sentencing.

**Release** – The means by which an offender leaves the custody or jurisdiction of the Indiana Department of Correction. For this report, with the exception of an escape, this does not include a temporary absence.

**Safekeeper** – An individual whom the Court has determined to be in imminent danger of serious bodily injury or death, or who represents a substantial threat to the safety of others, and whom the Court has ordered to the Indiana Department of Correction for custody and security control.

**Maximum Level Facilities** – Maximum security facilities have very restrictive security measures and housing is celled space.

**Medium Level Facilities** – Medium security facilities have moderate degree of security measures and housing consists of dormitories and celled space.

**Minimum Level Facilities** – Minimum Security Facilities have the least restrictive security measures and housing is dormitory style. Also included as minimum security are work release program offenders who leave the facility for outside employment but return nightly.

**Intake Facilities** – Intake facilities are designated to receive newly committed adult offenders. During the intake process each offender is evaluated through interviews, reports and diagnostic tests. This evaluation forms the basis of the offenders' facility and program assignment.

**Secure Housing Units** – Denotes maximum control with the most restrictive security measures in place.

**Vacancy** – The number of beds available for assignment.

**Juvenile Diagnostic/Walkthrough** – A Juvenile court can order a youth to the Department of Correction to be temporarily committed for not more than 14 days (excluding Saturdays, Sundays and Legal holidays) for the purpose of an evaluation. The youth must be adjudicated delinquent and the order has to be prior to disposition. The department will send a report to the court of the written findings.

## **Indiana Department of Correction Population Summary**

- There were 24,606 adult male offenders (including 280 county jail “back-ups” and 62 in contracted beds) on October 01, 2019. This population is 1% below operational bed capacity for general population.
- There were 2,663 adult female offenders (including 27 county jail “back-ups” and 22 in contracted beds) on October 01, 2019. This population is 1% below the operational bed capacity.
- There were 376 juvenile male offenders in the Department’s facilities on October 01, 2019. This population is 34% below the operational bed capacity.
- There were 39 juvenile female offenders in the Department’s facilities on October 01, 2019. This population is 37% below the operational bed capacity.
- There were 5,610 adult males on parole in Indiana (5,173 Indiana parolees and 437 other jurisdiction parolees) October 01, 2019.
- There were 622 adult females on parole in Indiana (572 Indiana parolees and 50 other jurisdiction parolees) on October 01, 2019.
- There were 808 adults admitted to IDOC (704 male and 104 female) and 913 adults released from IDOC (763 male and 150 female) in September 2019.
- There were 39 juveniles admitted to IDOC (33 male and 6 female) and 36 juveniles released from IDOC (30 male and 6 female) in September 2019.

**Indiana Department of Correction  
Human Resource Report**

**September 30, 2019**

**ADULT FACILITIES**

Facility	Total Staff*	Custody Staff	Non-Custody	Vacancies	Hires - Rehires	Retired - Terminated	Inter-Agency		Contract/Vendor		
							In	Out	Aramark	Health	Education
Branchville Correctional Facility	256	179	77	19	3	5	0	0	11	31	6
Chain O'Lakes Correctional Facility	27	21	6	4	0	0	0	0	3	2	0
Correctional Industrial Facility	299	230	69	69	9	8	1	0	16	26	4
Edinburgh Correctional Facility	71	56	15	1	2	2	0	0	7	7	0
Indiana State Prison/Lakeside	471	355	116	99	17	16	0	0	26	42	2
Indiana Women's Prison	189	134	55	4	7	4	1	1	6	24	3
Madison Correctional Facility	198	142	56	55	17	9	2	1	6	22	3
Miami Correctional Facility	449	337	112	106	16	27	0	0	28	62	9
New Castle Correctional Facility**	440	305	135	102	0	0	0	0	29	61	15
Pendleton Correctional Facility	430	307	123	96	11	16	1	0	18	44	1
Plainfield Correctional Facility	349	257	92	46	21	18	0	0	22	43	9
Putnamville Correctional Facility	429	313	116	95	16	18	0	0	25	44	10
Reception-Diagnostic Center	221	171	50	28	7	2	0	0	0	29	0
Rockville Correctional Facility	245	172	73	22	11	8	0	0	15	37	7
South Bend Comm. Re-Entry Center	38	25	13	4	2	2	0	0	4	3	0
Heritage Trail DOC Staff	22	0	22	3	0	0	0	0	0	12	8
Heritage Trail GEO Staff**	192	116	76	35	0	0	0	0	4	11	0
Wabash Valley Correctional Facility	596	464	132	52	17	15	0	0	34	65	5
Westville Correctional Facility	665	507	158	107	18	26	3	1	27	66	11
<b>Total</b>	<b>5,587</b>	<b>4,091</b>	<b>1,496</b>	<b>947</b>	<b>174</b>	<b>176</b>	<b>8</b>	<b>3</b>	<b>281</b>	<b>631</b>	<b>93</b>

**JUVENILE FACILITIES**

Facility	Total Staff*	Custody Staff	Non-Custody	Vacancies	Hires - Rehires	Retired - Terminated	Inter-Agency		Contract/Vendor		
							In	Out	Aramark	Health	Education
Camp Summit	53	38	15	12	2	0	1	1	6	6	2
Logansport Intake/North Central	166	111	55	22	0	1	2	1	9	12	3
Pendleton Juvenile Correctional	211	133	78	82	10	14	1	0	10	18	4
<b>Total</b>	<b>430</b>	<b>282</b>	<b>148</b>	<b>116</b>	<b>12</b>	<b>15</b>	<b>4</b>	<b>2</b>	<b>25</b>	<b>36</b>	<b>9</b>

**ADMINISTRATIVE**

Central Office***	<b>Total</b>	<b>561</b>	<b>185</b>	<b>376</b>	<b>53</b>	<b>8</b>	<b>2</b>	<b>0</b>	<b>0</b>	<b>0</b>	<b>8</b>	<b>1.5</b>
-------------------	--------------	------------	------------	------------	-----------	----------	----------	----------	----------	----------	----------	------------

**TOTALS**

<b>STATE EMPLOYEE TOTAL</b>	<b>5,946</b>	<b>4,137</b>	<b>1,809</b>	<b>979</b>	<b>194</b>	<b>193</b>	<b>12</b>	<b>5</b>	<b>0</b>	<b>0</b>	<b>0</b>
<b>CONTRACT EMPLOYEE TOTAL</b>	<b>1,717</b>	<b>421</b>	<b>1,296</b>	<b>137</b>	<b>0</b>	<b>0</b>	<b>0</b>	<b>0</b>	<b>306</b>	<b>675</b>	<b>104</b>
<b>GRAND TOTAL</b>	<b>7,663</b>	<b>4,558</b>	<b>3,105</b>	<b>1,116</b>	<b>194</b>	<b>193</b>	<b>12</b>	<b>5</b>	<b>306</b>	<b>675</b>	<b>104</b>

\* Total Active Staff does not include those on disability, suspension, or leave with pay.


\*\* New Castle Correctional Facility and Heritage Trail are privately contracted institutions. Their hire/rehire and termination/reire data is not provided to DOC.

\*\*\* Includes Technology Services Division, PEN Products, Staff Development and Training, and the Parole Division (counted as Custody Staff)

Note: Total staff, custody staff, non-custody staff, and vacancy data are as of the end of the month.

Hires and re-hires, retirements and terminations, intra-agency transfer in and transfer out are the total number of actions for the month.

Source: DOC Human Resource



# Offender Statistics



**Indiana Department of Correction**  
**Table 1**  
**Offender Population & Vacancy Numbers, by Facility Security Level**  
**October 1, 2019**

**Minimum Security - Adult MALE**

	September Ending Count	General Population Vacancies	Programs & Treatment Vacancies	Restricted Housing & Infirmery Vacancies	Down Beds	Held Beds
Chain O'Lakes	99	3	0	0	0	0
Edinburgh	338	5	0	0	0	1
Miami - MCA	201	3	0	0	0	0
New Castle - NCA	204	0	0	0	0	0
Pendleton - IRO	216	2	0	0	1	1
Westville - WCA	349	8	0	0	20	2
Wabash Valley - WVA	193	2	0	0	0	3
<b>Total</b>	<b>1,600</b>	<b>23</b>	<b>0</b>	<b>0</b>	<b>21</b>	<b>7</b>

**Re-Entry & Work Release - Adult MALE**

Bartholomew Co. Re-Entry	1	19	0	0	0	0
Chain O'Lakes Re-Entry	36	2	0	0	0	0
Duval Center Re-Entry	2	38	0	0	0	0
Lake Co. Re-Entry/M	5	5	0	0	0	0
South Bend Re-Entry	179	11	0	0	0	3
VOA/Hope Hall Re-Entry	18	7	0	0	0	0
Starke Co. PI - TC	36	0	12	0	0	0
<b>Total</b>	<b>277</b>	<b>82</b>	<b>12</b>	<b>0</b>	<b>0</b>	<b>3</b>

**Medium Security - Adult MALE**

	September Ending Count	General Population Vacancies	Programs & Treatment Vacancies	Restricted Housing & Infirmery Vacancies	Down Beds	Held Beds
Branchville	1,451	20	6	8	0	0
Correctional Industrial	1,458	14	1	8	0	14
Indiana State Prison ISO	380	3	0	0	0	2
Plainfield	1,500	13	2	20	158	3
Putnamville	2,156	18	1	13	322	0
Heritage Trail	858	7	0	0	0	3
Westville	2,514	26	95	28	258	20
New Castle	2,392	3	0	25	2	9
<b>Total</b>	<b>12,709</b>	<b>104</b>	<b>105</b>	<b>102</b>	<b>740</b>	<b>51</b>



Table 1 (Cont.)

**Maximum Security - Adult MALE**

	September Ending Count	General Population Vacancies	Programs & Treatment Vacancies	Restricted Housing & Infirmery Vacancies	Down Beds	Held Beds
Miami	2,926	31	0	7	4	16
Indiana State Prison	1,999	22	10	11	7	18
Pendleton	1,419	13	1	2	6	8
Pendleton Treatment Unit	169	0	17	0	26	2
ISR Secure Housing Unit	54	0	0	12	2	1
New Castle Annex	418	34	0	21	12	1
New Castle Mental Health	123	0	4	0	0	1
WCU Secure Housing Unit	93	0	0	10	6	1
Wabash Valley	1,715	3	31	18	5	13
WVS Secure Housing Unit	196	0	0	15	5	0
Reception Diag. Center	628	38	0	0	29	0
<b>Total</b>	<b>9,740</b>	<b>141</b>	<b>63</b>	<b>96</b>	<b>102</b>	<b>61</b>

**Minumum Security & Re-Entry - Adult FEMALE**

	September Ending Count	General Population Vacancies	Programs & Treatment Vacancies	Restricted Housing & Infirmery Vacancies	Down Beds	Held Beds
Madison	689	51	0	0	0	0
Jefferson Co. Re-Entry	69	3	0	0	0	0
Crane House	22	23	0	0	0	0
<b>Total</b>	<b>780</b>	<b>77</b>	<b>0</b>	<b>0</b>	<b>0</b>	<b>0</b>

**Medium Security - Adult FEMALE**

Rockville	977	13	44	7	0	0
<b>Total</b>	<b>977</b>	<b>13</b>	<b>44</b>	<b>7</b>	<b>0</b>	<b>0</b>

**Maximum Security - Adult FEMALE**

Women's Prison	690	14	14	2	0	7
Rockville Intake	189	23	0	0	0	0
<b>Total</b>	<b>879</b>	<b>37</b>	<b>14</b>	<b>2</b>	<b>0</b>	<b>7</b>

**JAIL BED COUNT**

Adult Male	280	N/A	N/A	N/A	N/A	N/A
Adult Female	<u>27</u>	<u>N/A</u>	<u>N/A</u>	<u>N/A</u>	<u>N/A</u>	<u>N/A</u>
<b>Total</b>	<b>307</b>					

Table 1 (Cont.)

<b>JUVENILE OFFENDERS</b>
---------------------------

**Juvenile Male**

	September Ending Count	General Population Vacancies	Programs & Treatment Vacancies	Restricted Housing & Infirmery Vacancies	Down Beds	Held Beds
Logansport Juvenile Intake/Diagnostic Facility	18	67	0	7	0	0
North Central Juvenile Correctional Facility	126	47	0	0	0	1
Pendleton Juvenile Correctional Facility	232	147	0	6	0	6
<b>Total</b>	<b>376</b>	<b>261</b>	<b>0</b>	<b>13</b>	<b>0</b>	<b>7</b>

**Juvenile Female**

LaPorte Juvenile Correctional Facility	39	21	0	2	0	0
--	----	----	---	---	---	---

<b>TOTALS</b>
---------------

	September Ending Count	General Population Vacancies	Programs & Treatment Vacancies	Restricted Housing & Infirmery Vacancies	Down Beds	Held Beds
GRAND TOTAL FOR ALL ADULT MALES (Includes Jail Bed Count and Contracted Beds)	24,606	350	180	198	863	122
TOTAL FOR ADULT MALES IDOC FACILITIES ONLY	24,264	281	168	198	863	122
GRAND TOTAL FOR ALL ADULT FEMALES (Includes Jail Bed Count and Contracted Beds)	2,663	127	58	9	0	7
TOTAL FOR ADULT FEMALES IDOC FACILITIES ONLY	2,614	101	58	9	0	7
TOTAL FOR JUVENILE MALES	376	261	0	13	0	7
TOTAL FOR JUVENILE FEMALES	39	21	0	2	0	0
<b>GRAND TOTAL FOR THE DEPARTMENT (Includes Jail Bed Count and Contracted Beds)</b>	<b>27,684</b>	<b>759</b>	<b>238</b>	<b>222</b>	<b>863</b>	<b>136</b>
<b>GRAND TOTAL FOR THE DEPARTMENT (Excludes Jail Bed Count and Contracted Beds)</b>	<b>27,293</b>	<b>664</b>	<b>226</b>	<b>222</b>	<b>863</b>	<b>136</b>

Sources: Planning Division Facility Body Count Report  
 Planning Division Juvenile Daily Count Report  
 OIS - Jail Bed Count  
 Operational Support Services - Vacancy Report

**Indiana Department of Correction**  
**Table 2**  
**Operational Capacity Compared to Population, by Facility**  
**October 1, 2019**

<b>Minimum Security - Adult MALE</b>					
	August Operational Capacity	September Operational Capacity	September Adjusted Operational Capacity*	September Ending Count	Percent +/- Capacity
Chain O'Lakes	102	102	102	99	-3%
Edinburgh	344	344	343	338	-1%
Miami - MCA	204	204	204	201	-1%
New Castle - NCA	204	204	204	204	0%
Pendleton - IRO	220	220	218	216	-1%
Westville - WCA	379	379	357	349	-2%
Wabash Valley - WVA	<u>198</u>	<u>198</u>	<u>195</u>	<u>193</u>	<u>-1%</u>
<b>Total</b>	<b>1,651</b>	<b>1,651</b>	<b>1,623</b>	<b>1,600</b>	<b>-1%</b>

<b>Re-Entry &amp; Work Release - Adult MALE</b>					
	August Operational Capacity	September Operational Capacity	September Adjusted Operational Capacity*	September Ending Count	Percent +/- Capacity
Bartholomew Co. Re-Entry	20	20	20	1	-95%
Chain O'Lakes Re-Entry	38	38	38	36	-5%
Duval Center Re-Entry	40	40	40	2	-95%
Lake Co. Re-Entry/M	10	10	10	5	-50%
South Bend Re-Entry	193	193	190	179	-6%
VOA/Hope Hall Re-Entry	25	25	25	18	-28%
Starke Co. PI - TC	<u>48</u>	<u>48</u>	36	36	0
<b>Total</b>	<b>374</b>	<b>374</b>	<b>359</b>	<b>277</b>	<b>-23%</b>

<b>Medium Security - Adult MALE</b>					
	August Operational Capacity	September Operational Capacity	September Adjusted Operational Capacity*	September Ending Count	Percent +/- Capacity
Branchville	1,485	1,485	1,471	1,451	-1%
Correctional Industrial	1,495	1,495	1,472	1,458	-1%
Indiana State Prison ISO	385	385	383	380	-1%
Plainfield	1,696	1,696	1,513	1,500	-1%
Putnamville	2,510	2,510	2,174	2,156	-1%
Heritage Trail	868	868	865	858	-1%
Westville	2,941	2,941	2,540	2,514	-1%
New Castle	<u>2,431</u>	<u>2,431</u>	<u>2,395</u>	<u>2,392</u>	<u>0%</u>
<b>Total</b>	<b>13,811</b>	<b>13,811</b>	<b>12,813</b>	<b>12,709</b>	<b>-1%</b>

Table 2 (Cont.)

<b>Maximum Security - Adult MALE</b>					
	August Operational Capacity	September Operational Capacity	September Adjusted Operational Capacity*	September Ending Count	Percent +/- Capacity
Miami	2,984	2,984	2,957	2,926	-1%
Indiana State Prison	2,067	2,067	2,008	1,999	0%
Pendleton	1,449	1,449	1,432	1,419	-1%
Pendleton Treatment Unit	214	214	169	169	0%
ISR Secure Housing Unit	69	69	54	54	0%
New Castle Annex	486	486	452	418	-8%
New Castle Mental Health	128	128	123	123	0%
WCU Secure Housing Unit	110	110	93	93	0%
Wabash Valley	1,785	1,785	1,718	1,715	0%
WVS Secure Housing Unit	216	216	196	196	0%
Reception Diag. Center	<u>695</u>	<u>695</u>	<u>628</u>	<u>628</u>	<u>0%</u>
<b>Total</b>	<b>10,203</b>	<b>10,203</b>	<b>9,830</b>	<b>9,740</b>	<b>-1%</b>

<b>Minimum Security &amp; Re-Entry - Adult FEMALE</b>					
Madison	740	740	740	689	-7%
Jefferson Co. Re-Entry	72	72	72	69	-4%
Crane House	45	45	45	22	-51%
<b>Total</b>	<b>857</b>	<b>857</b>	<b>857</b>	<b>780</b>	<b>-9%</b>

<b>Medium Security - Adult FEMALE</b>					
Rockville	<u>1,041</u>	<u>1,041</u>	<u>990</u>	<u>977</u>	-1%
<b>Total</b>	<b>1,041</b>	<b>1,041</b>	<b>990</b>	<b>977</b>	<b>-1%</b>

<b>Maximum Security - Adult FEMALE</b>					
Women's Prison	727	727	704	690	-2%
Rockville Intake	<u>212</u>	<u>212</u>	<u>189</u>	<u>189</u>	<u>0%</u>
<b>Total</b>	<b>939</b>	<b>939</b>	<b>893</b>	<b>879</b>	<b>-2%</b>

<b>JAIL BED COUNT**</b>					
Adult Male	269	280	280	280	0%
Adult Female	45	27	27	27	0%
<b>Total</b>	<b>314</b>	<b>307</b>	<b>307</b>	<b>307</b>	<b>0%</b>

<b>JUVENILE OFFENDERS</b>					
	<b>Juvenile Male</b>				
Logansport Juvenile Intake/Diagnostic Facility	92	92	18	18	0%
North Central Juvenile Correctional Facility	174	174	173	126	-27%
Pendleton Juvenile Correctional Facility	<u>391</u>	<u>391</u>	<u>379</u>	<u>232</u>	<u>-39%</u>
<b>Total</b>	<b>657</b>	<b>657</b>	<b>570</b>	<b>376</b>	<b>-34%</b>

Table 2 (Cont.)

**Juvenile Female**

	August Operational Capacity	September Operational Capacity	September Adjusted Operational Capacity*	September Ending Count	Percent +/- Capacity
LaPorte Juvenile Correctional Facility	62	62	62	39	-37%

<b>TOTALS</b>					
	August Operational Capacity	September Operational Capacity	September Adjusted Operational Capacity*	September Ending Count	Percent +/- Capacity
GRAND TOTAL FOR ALL ADULT MALES (Includes Jail Bed Count and Contracted Beds)	26,308	26,319	24,905	24,606	-1%
TOTAL FOR ADULT MALES IDOC FACILITIES ONLY	25,896	25,896	24,494	24,264	-1%
GRAND TOTAL FOR ALL ADULT FEMALES (Includes Jail Bed Count and Contracted Beds)	2,882	2,864	2,767	2,663	-4%
TOTAL FOR ADULT FEMALES IDOC FACILITIES ONLY	2,792	2,792	2,695	2,614	-3%
TOTAL FOR JUVENILE MALES	657	657	570	376	-34%
TOTAL FOR JUVENILE FEMALES	62	62	62	39	-37%
<b>GRAND TOTAL FOR THE DEPARTMENT (Includes Jail Bed Count** and Contracted Beds)</b>	<b>29,909</b>	<b>29,902</b>	<b>28,304</b>	<b>27,684</b>	<b>-2%</b>
<b>GRAND TOTAL FOR THE DEPARTMENT (Excludes Jail Bed Count and Contracted Beds)</b>	<b>29,407</b>	<b>29,407</b>	<b>27,821</b>	<b>27,293</b>	<b>-2%</b>

\*Adjusted Operational Capacity includes Intake Beds and excludes Down, Held, and Segregation/Infirmary, and Program/Treatment Hold Beds.

\*\*Jail Bed Counts - IDOC offender Jail Bed holding is demand-based, therefore Jail Bed Percent Capacity is always 0%. Jail Bed Operational Capacity is determined by each county's availability and fluctuates from month to month.

Sources: Planning Division Facility Body Count Report  
 Planning Division Juvenile Daily Count Report  
 OIS - Jail Bed Count  
 Operational Support Services - Vacancy Report

**Indiana Department of Correction**  
**Table 3**  
**Facility Population on the First Day of Each Month**  
**(Excludes County Jail "Back-ups" & Contracted Beds)**

<b><u>2018</u></b>	<b><u>Adult</u></b> <b><u>Male</u></b>	<b><u>Adult</u></b> <b><u>Female</u></b>	<b><u>Juvenile</u></b> <b><u>Male</u></b>	<b><u>Juvenile</u></b> <b><u>Female</u></b>	<b><u>Total</u></b>
January	23,290	2,345	354	40	26,029
February	23,273	2,356	372	47	26,048
March	23,364	2,395	394	45	26,198
April	23,505	2,414	395	48	26,362
May	23,506	2,443	387	43	26,379
June	23,719	2,466	394	40	26,619
July	23,794	2,447	379	29	26,649
August	23,677	2,442	377	35	26,531
September	23,738	2,502	373	32	26,645
October	23,788	2,505	375	39	26,707
November	23,874	2,523	357	41	26,795
December	23,894	2,511	369	41	26,815
<b><u>2019</u></b>	<b><u>Adult</u></b> <b><u>Male</u></b>	<b><u>Adult</u></b> <b><u>Female</u></b>	<b><u>Juvenile</u></b> <b><u>Male</u></b>	<b><u>Juvenile</u></b> <b><u>Female</u></b>	<b><u>Total</u></b>
January	23,970	2,500	365	38	26,873
February	23,876	2,481	382	41	26,780
March	23,963	2,481	386	40	26,870
April	24,030	2,488	383	44	26,945
May	24,103	2,522	372	34	27,031
June	24,138	2,549	360	36	27,083
July	24,181	2,596	355	34	27,166
August	24,186	2,574	367	43	27,170
September	24,285	2,630	373	39	27,327
October	24,264	2,614	376	39	27,293

Source: Research Division Juvenile Daily Count Report

**Indiana Department of Correction**  
**Table 4**  
**Parole Caseload on October 04, 2019**

<u>Parole District</u>	<b>Indiana Parolees</b>		<b>Other Jurisdiction</b>		<u>Total</u>
	<u>Adult Male</u>	<u>Adult Female</u>	<u>Adult Male</u>	<u>Adult Female</u>	
<i>Interstate Compact (PD0)*</i>	399	26	437	50	912
	<b>District Supervision Breakdown as follows:</b>				
Re-Entry Parole (PD1)	299	39	29	3	370
Fort Wayne (PD2)	626	59	29	4	718
Indianapolis (PD3)	1305	110	78	6	1,499
Evansville (P4A)	399	36	42	4	481
Terre Haute (P4B)	413	44	18	1	476
Bloomington (PD5)	303	42	30	5	380
Gary (PD6)	396	28	70	5	499
New Castle (PD7)	569	103	38	5	715
South Bend (PD8)	579	52	67	7	705
Madison (PD9)	284	59	36	10	389
<b>Total</b>	<b>5,572</b>	<b>598</b>	<b>437</b>	<b>50</b>	<b>6,657</b>

**Total Parole Population on the First Day of Each Month**

<u>Calendar Year 2019</u>	<b>Indiana Parolees</b>		<b>Other Jurisdiction</b>		<u>Total</u>
	<u>Adult Male</u>	<u>Adult Female</u>	<u>Adult Male</u>	<u>Adult Female</u>	
January	5,792	610	492	53	6,947
February	5,793	621	501	74	6,989
March	5,726	600	456	48	6,830
April	5,747	593	446	48	6,834
May	5,693	589	442	53	6,777
June	5,660	579	442	54	6,735
July	5,633	584	443	54	6,714
August	5,646	584	439	54	6,723
September	5,534	584	441	51	6,610
October	5,572	598	437	50	6,657

*\* Includes Indiana parolees who are serving their parole in another state, as well as offenders from other States being supervised in Indiana (Interstate Compact)*

Sources: Juvenile Services  
Parole Division



# Adult Offender Statistics





**Indiana Department of Correction**  
**Table 5**  
**Monthly Admissions and Releases- Adult Offenders**  
(Includes County Jail "Back-ups" & Contracted Beds)  
**September 2019**

<b>Admissions</b>	<b>Male</b>	<b>Female</b>	<b>Total</b>
New Commitments	364	48	412
Parole Violators - New Commits	19	2	21
Parole Violators - Technical	130	10	140
Unsentenced (Safekeepers)	2	0	2
Return from Esc - Sec/NonSec Facility	0	0	0
Return from Escape - Non-Secure Facility	0	0	0
Return from Escape - CTP Absconds	0	0	0
Court Supervision Violators - New Commits	81	22	103
Court Supervision Violators - Technical	95	19	114
Return from CTP - New Commits	0	0	0
Return from CTP - Technical	12	3	15
Unknown (Missing Data)	1	0	1
<b>Total Admissions</b>	<b>704</b>	<b>104</b>	<b>808</b>

<b>Releases</b>	<b>Male</b>	<b>Female</b>	<b>Total</b>
Parole	376	59	435
Probation	226	44	270
Escape Secure Facility	0	0	0
Walk-Away - Non-Secure Facility	0	0	0
Discharged	59	24	83
Unsentenced Discharged	0	0	0
Other (i.e. Death)	7	1	8
Community Transition Program (CTP)	93	22	115
CTP Absconds	2	0	2
Unknown (Missing Data)	0	0	0
<b>Total Releases</b>	<b>763</b>	<b>150</b>	<b>913</b>

*Of the 395 new commitments of male felons, 162 (44.5%) had a prior commitment.*

*Of the 81 new commitments of female felons, 12 (25.0%) had a prior commitment.*

*Effective July 1, 1998, misdemeanants are to be committed to DOC only under special circumstances (IC 11-12-6)*

Sources: SAS-prsadm8.pgm, SAS - prisrel8.pgm

**Indiana Department of Correction**  
**Table 6**  
**New Admissions by County of Commitment - Adult Offenders**

September 2019

County	Felony Level												Total	County	Felony Level												Total
	Murder	FA	FB	FC	FD	F1	F2	F3	F4	F5	F6	Other*			Murder	FA	FB	FC	FD	F1	F2	F3	F4	F5	F6	Other*	
Adams	0	0	0	0	0	0	0	2	0	2	0	0	4	Madison	0	0	1	0	0	1	1	3	1	4	5	0	16
Allen	1	0	4	0	2	1	1	11	10	25	5	0	60	Marion	3	1	1	2	1	1	3	19	20	45	9	0	105
Bartholomew	0	0	0	0	0	0	0	0	1	0	1	0	2	Marshall	0	0	0	1	0	0	2	3	4	3	0	0	13
Benton	0	0	0	0	0	0	0	0	0	0	0	0	0	Martin	0	0	0	0	0	0	0	0	0	0	0	0	0
Blackford	0	0	0	0	0	0	0	0	0	0	0	0	0	Miami	0	0	0	0	0	0	0	0	0	1	0	0	1
Boone	0	0	0	0	0	0	0	0	0	0	0	2	2	Monroe	0	0	2	0	1	0	0	2	2	1	0	0	8
Brown	0	0	0	0	0	0	0	0	0	0	1	0	1	Montgomery	0	0	2	0	1	0	0	0	1	2	1	0	7
Carroll	0	0	0	0	0	0	0	0	0	2	0	0	2	Morgan	0	0	0	0	0	0	0	0	0	2	0	0	2
Cass	0	0	0	0	0	1	0	0	2	1	0	0	4	Newton	0	0	0	0	0	0	0	0	0	0	2	0	2
Clark	0	0	1	0	0	0	0	2	1	2	0	0	6	Noble	0	0	0	0	0	0	0	0	1	0	0	0	1
Clay	0	0	0	0	0	0	0	1	0	0	0	0	1	Ohio	0	1	0	0	0	0	0	0	0	1	0	0	2
Clinton	0	0	0	1	0	1	1	0	1	2	1	0	7	Orange	0	0	1	0	0	0	0	1	0	1	1	0	4
Crawford	0	0	0	0	0	0	0	0	0	0	0	0	0	Owen	0	0	0	0	0	0	0	2	0	0	0	0	2
Daviess	0	0	0	0	0	1	0	0	0	0	0	0	1	Parke	0	0	0	0	0	0	1	1	1	2	0	0	5
Dearborn	0	0	1	0	0	0	0	3	3	5	1	0	13	Perry	0	0	0	0	0	0	0	0	1	0	1	0	2
Decatur	0	0	0	0	0	0	0	2	1	2	2	0	7	Pike	0	0	0	0	0	0	0	0	1	1	0	0	2
DeKalb	0	0	0	0	0	0	0	0	0	1	1	0	2	Porter	0	0	0	0	0	1	0	0	0	5	0	0	6
Delaware	0	0	0	0	1	0	2	0	1	1	1	0	6	Posey	0	0	0	0	0	0	1	0	1	1	0	0	3
Dubois	0	0	0	0	0	0	0	0	1	2	0	0	3	Pulaski	0	0	0	0	0	0	0	0	0	0	0	0	0
Elkhart	1	0	3	1	0	0	1	1	5	5	2	0	19	Putnam	0	0	0	0	0	1	0	0	0	0	0	0	1
Fayette	0	0	1	0	0	0	0	1	1	3	1	0	7	Randolph	0	0	0	0	0	0	0	0	0	0	0	0	0
Floyd	0	0	1	0	0	0	0	2	2	1	0	0	6	Ripley	0	0	0	1	0	0	0	1	0	2	4	0	8
Fountain	0	0	0	0	0	0	0	0	0	1	0	0	1	Rush	0	0	0	0	0	0	0	1	1	1	1	0	4
Franklin	0	0	0	0	1	0	2	1	0	2	0	0	6	St. Joseph	0	0	1	0	0	1	0	0	1	10	1	0	14
Fulton	0	0	0	0	0	0	0	0	1	0	0	0	1	Scott	0	0	0	0	0	0	0	1	1	1	2	0	5
Gibson	0	0	0	0	0	0	0	0	1	1	0	0	2	Shelby	0	1	1	0	0	0	1	0	2	1	3	0	9
Grant	0	0	0	0	0	0	2	1	1	3	1	0	8	Spencer	0	0	0	0	0	0	0	0	0	0	0	0	0
Greene	0	0	0	0	0	1	0	1	0	0	0	0	2	Starke	0	0	0	0	0	0	0	0	0	0	0	0	0
Hamilton	0	0	1	0	0	0	0	0	0	3	0	0	4	Steuben	0	0	0	0	0	2	0	0	0	0	0	0	2
Hancock	0	0	1	0	0	0	0	2	4	3	0	0	10	Sullivan	0	0	0	0	0	0	0	1	0	3	0	0	4
Harrison	0	0	0	0	0	1	1	1	0	0	0	0	3	Switzerland	0	0	0	0	0	0	0	0	0	1	0	0	1
Hendricks	0	0	0	0	0	2	2	2	1	0	0	0	7	Tippecanoe	1	0	0	0	0	0	1	1	5	8	4	0	20
Henry	0	0	0	0	0	0	0	1	1	5	2	0	9	Tipton	0	0	0	0	0	0	0	0	0	0	0	0	0
Howard	0	0	0	0	0	0	0	3	0	0	0	0	3	Union	0	0	0	0	0	0	0	0	0	0	0	0	0
Huntington	0	0	0	0	0	1	1	2	1	5	0	0	10	Vanderburgh	0	0	1	1	0	2	4	3	3	13	0	0	27
Jackson	0	0	1	0	0	0	0	0	0	1	0	0	2	Vermillion	0	0	0	0	0	0	0	1	0	0	1	0	2
Jasper	0	0	0	1	0	0	0	1	0	1	0	0	3	Vigo	0	0	0	0	0	0	1	3	2	1	0	0	7
Jay	0	0	0	0	0	2	3	3	4	0	0	0	12	Wabash	0	0	1	0	0	0	0	1	2	3	1	0	8
Jefferson	0	1	0	0	0	1	1	0	1	4	1	0	9	Warren	0	0	0	0	0	0	0	0	0	0	0	0	0
Jennings	0	0	0	0	0	0	0	0	1	0	0	0	1	Warrick	0	0	0	0	0	0	2	0	1	0	0	0	3
Johnson	0	0	0	0	3	0	1	2	5	7	7	0	25	Washington	0	0	0	1	0	0	0	0	1	1	1	0	4
Knox	0	0	0	0	0	0	0	0	0	0	0	0	0	Wayne	0	0	0	0	0	0	2	0	3	1	0	6	
Kosciusko	0	0	0	0	0	0	2	0	2	0	0	0	4	Wells	0	0	0	0	0	0	0	1	3	3	2	0	9
LaGrange	0	0	0	0	0	0	0	1	1	1	0	0	3	White	0	0	0	0	0	0	0	0	0	0	0	0	0
Lake	1	0	0	0	0	1	0	2	2	8	1	0	15	Whitley	0	0	0	0	0	1	0	3	3	0	0	0	7
LaPorte	0	0	0	0	0	0	1	1	1	0	0	0	3	Unknown	0	0	0	0	0	0	0	0	0	0	0	0	0
Lawrence	0	0	0	0	0	0	3	0	3	5	0	0	11	Totals	7	4	25	9	10	12	38	101	111	235	77	0	629

Data based on Most Serious Offense and includes only New- and Recommitments.

Parole violators are not included.

\*\*Other\* may include missing, habitual offense, contempt of court, or misdemeanor.

\*\*\*Unknown\* represents offenders who were sentenced to DOC, but County of Commitment data was unavailable.

Source: Prsadm7.pgm

**Indiana Department of Correction  
Table 7**

**Release Type by County of Commitment - Adult Offenders**

**September 2019**

County	Release Type				Total	County	Release Type				Total
	Parole	Probation	Discharged	CTP			Parole	Probation	Discharged	CTP	
Adams	2	1	0	0	3	Madison	15	12	5	9	41
Allen	22	9	4	12	47	Marion	107	53	23	16	199
Bartholomew	5	2	2	1	10	Marshall	2	5	2	4	13
Benton	0	1	0	0	1	Martin	2	0	0	0	2
Blackford	2	1	1	0	4	Miami	2	2	1	0	5
Boone	3	1	0	1	5	Monroe	13	1	0	0	14
Brown	0	0	1	0	1	Montgomery	4	3	2	2	11
Carroll	1	1	0	0	2	Morgan	4	0	1	1	6
Cass	4	0	0	5	9	Newton	1	0	0	0	1
Clark	5	5	0	0	10	Noble	6	3	0	0	9
Clay	1	2	0	0	3	Ohio	0	1	0	0	1
Clinton	2	3	1	2	8	Orange	2	2	1	0	5
Crawford	1	1	0	0	2	Owen	1	3	0	0	4
Daviess	0	3	0	0	3	Parke	2	1	2	0	5
Dearborn	4	10	1	0	15	Perry	2	0	0	0	2
Decatur	3	0	0	3	6	Pike	1	0	0	2	3
DeKalb	4	1	0	2	7	Porter	3	0	0	0	3
Delaware	4	2	1	0	7	Posey	3	2	0	1	6
Dubois	5	0	0	0	5	Pulaski	0	1	0	1	2
Elkhart	11	14	0	4	29	Putnam	0	1	0	0	1
Fayette	1	1	3	4	9	Randolph	1	1	1	0	3
Floyd	2	3	0	0	5	Ripley	5	4	1	0	10
Fountain	0	0	0	0	0	Rush	0	2	0	0	2
Franklin	0	3	0	0	3	St. Joseph	13	4	1	2	20
Fulton	1	2	0	0	3	Scott	2	1	0	0	3
Gibson	5	2	0	0	7	Shelby	5	3	0	1	9
Grant	4	4	2	0	10	Spencer	2	0	1	1	4
Greene	2	1	0	0	3	Starke	2	0	0	0	2
Hamilton	10	6	2	0	18	Steuben	1	0	1	1	3
Hancock	3	1	0	0	4	Sullivan	0	0	0	0	0
Harrison	3	4	0	0	7	Switzerland	0	1	0	0	1
Hendricks	4	1	0	0	5	Tippecanoe	7	11	0	6	24
Henry	5	0	2	4	11	Tipton	0	0	0	0	0
Howard	3	2	1	4	10	Union	0	0	0	0	0
Huntington	8	2	1	1	12	Vanderburgh	16	5	6	2	29
Jackson	3	1	1	1	6	Vermillion	2	3	0	0	5
Jasper	4	2	0	0	6	Vigo	6	3	1	3	13
Jay	4	4	1	1	10	Wabash	2	2	0	0	4
Jefferson	6	5	1	1	13	Warren	0	1	1	0	2
Jennings	3	1	0	0	4	Warrick	0	0	0	2	2
Johnson	15	5	2	0	22	Washington	1	3	0	0	4
Knox	1	0	1	1	3	Wayne	13	2	1	1	17
Kosciusko	3	7	0	0	10	Wells	1	1	1	4	7
LaGrange	0	1	0	0	1	White	3	1	0	0	4
Lake	8	6	1	7	22	Whitley	1	3	0	0	4
LaPorte	4	7	0	0	11	Unknown	1	0	2	0	3
Lawrence	0	1	0	2	3	<b>Totals</b>	<b>435</b>	<b>270</b>	<b>83</b>	<b>115</b>	<b>903</b>

This data excludes Temporary Moves, Safekeepers, Predispositions, Escapes, Deaths, releases from CTP and releases from Out of State Parole.

\*"Unknown" represents offenders who were sentenced to DOC, but County of Commitment data was unavailable.

Source: prisrel7.pgm

**Indiana Department of Correction**  
**Table 8**  
**The Number of Department of Correction Offenders**  
**Held in County Jails\***  
**September 30, 2019.**

<u>County</u>	<u>Adult Male</u>	<u>Adult Female</u>	<u>County</u>	<u>Adult Male</u>	<u>Adult Female</u>	<u>County</u>	<u>Adult Male</u>	<u>Adult Female</u>
Adams	7	1	Hendricks	2	0	Pike	0	0
Allen	18	2	Henry**	0	0	Porter	2	0
Bartholomew	0	0	Howard	4	0	Posey	2	0
Benton	0	0	Huntington	0	0	Pulaski**	1	0
Blackford**	1	0	Jackson	3	0	Putnam**	1	0
Boone	3	1	Jasper	3	0	Randolph	0	0
Brown	0	0	Jay	0	0	Ripley	3	1
Carroll	2	0	Jefferson	3	0	Rush	1	0
Cass	5	0	Jennings	2	0	St. Joseph	3	0
Clark	7	1	Johnson	6	1	Scott	5	0
Clay	2	0	Knox**	0	0	Shelby	0	0
Clinton	7	0	Kosciusko	1	1	Spencer**	5	0
Crawford**	0	0	LaGrange	2	0	Starke	2	0
Daviess	1	0	Lake	11	0	Steuben	1	1
Dearborn	7	1	LaPorte	2	0	Sullivan	1	0
Decatur	2	1	Lawrence	0	1	Switzerland	2	1
DeKalb	1	0	Madison	9	2	Tippecanoe	14	0
Delaware	2	2	Marion	15	5	Tipton	0	0
Dubois	3	0	Marshall	10	0	Union	0	0
Elkhart	20	0	Martin	0	0	Vanderburgh	11	2
Fayette	2	1	Miami	9	0	Vermillion	2	0
Floyd	2	0	Monroe	1	0	Vigo	2	0
Fountain	0	0	Montgomery	0	0	Wabash	7	1
Franklin	5	0	Morgan	2	0	Warren	0	0
Fulton	1	0	Newton	0	1	Warrick	0	0
Gibson	2	0	Noble	2	0	Washington	1	0
Grant	3	0	Ohio	1	0	Wayne	3	0
Greene	1	0	Orange**	4	0	Wells**	3	0
Hamilton	0	0	Owen	2	0	White	0	0
Hancock	6	0	Parke	4	0	Whitley	0	0
Harrison**	0	0	Perry	0	0	<b>Total</b>	<b>280</b>	<b>27</b>

\* Data is based on known frequencies reported by the counties; some county data may be missing

\*\* County Jail Substance Abuse Programs

Source: Offender Movement

**Indiana Department of Correction**  
**Table 9**  
**Community Transition Program**  
**Average Daily Populations**

<u>Month</u>	<u>2015</u>	<u>2016</u>	<u>2017</u>	<u>2018</u>	<u>2019</u>
January	457	518	465	392	382
February	442	480	475	402	379
March	468	492	475	411	372
April	529	518	481	441	376
May	549	499	487	443	396
June	539	469	481	398	379
July	539	491	445	386	393
August	559	496	421	395	336
September	538	509	400	387	330
October	564	478	385	384	
November	528	470	389	366	
December	<u>522</u>	<u>461</u>	<u>372</u>	<u>381</u>	
<b>YEARLY AVERAGE</b>	<b>519</b>	<b>490</b>	<b>440</b>	<b>399</b>	<b>371</b>

Source: CTP Database and OIS Warmbody

**Indiana Department Of Correction**  
**Table 10**  
**Community Transition Program**  
**September 2019 Release Information (Felony Level A-D)**

<b>Total number of offenders eligible to be released =</b>		<b>213</b>
Felony A and B total =	157	
Felony C total =	45	
Felony D total =	8	
Murder =	3	
<b>Total number of offenders transitioned to counties for CTP =</b>		<b>35</b>
By default (lack of response from judge)		
Felony A or B =	0	
Felony C =	4	
Felony D =	0	
By approval by court order from judge		
Felony A or B =	26	
Felony C =	5	
Felony D =	0	
Murder =	0	
<b>Total number of offenders transitioned to counties then returned to DOC due to refusal (court ordered denial upon receipt of offender) =</b>		<b>0</b>
<b>Total number of court ordered denials =</b>		<b>123</b>
Felony A or B =	85	
Felony C =	29	
Felony D =	6	
Murder =	3	
<b>Total number of Felony A or B, or Murder denials by default (no response from judge) =</b>		<b>38</b>
<b>Total number of offenders who became ineligible after eligibility determined but prior to CTP commencement date (reasons include change in Earliest Possible Release Date, change in warrant status, released to probation or to parole, other miscellaneous) =</b>		<b>17</b>
Felony A or B =	8	
Felony C =	7	
Felony D =	2	
Murder =	0	

Source: SAS - CTP2 Adms

**Indiana Department Of Correction**  
**Table 10**  
**Community Transition Program**  
**September 2019 Release Information (Felony Level 1-6)**

<b>Total number of offenders eligible to be released =</b>		<b>319</b>
Felony 1 and 2 total =	10	
Felony 3 and 4 total =	105	
Felony 5 and 6 total =	204	
<b>Total number of offenders transitioned to counties for CTP =</b>		<b>82</b>
By default (lack of response from judge)		
Felony 1 and 2 total =	0	
Felony 3 and 4 total =	0	
Felony 5 and 6 total =	22	
By approval by court order from judge		
Felony 1 and 2 total =	5	
Felony 3 and 4 total =	23	
Felony 5 and 6 total =	32	
<b>Total number of offenders transitioned to counties then returned to DOC due to refusal (court ordered denial upon receipt of offender) =</b>		<b>0</b>
<b>Total number of court ordered denials =</b>		<b>173</b>
Felony 1 and 2 total =	2	
Felony 3 and 4 total =	52	
Felony 5 and 6 total =	119	
<b>Total number of Felony 1 or 2 denials by default (no response from judge) =</b>		<b>2</b>
<b>Total number of offenders who became ineligible after eligibility determined but prior to CTP commencement date (reasons include change in Earliest Possible Release Date, change in warrant status, released to probation or to parole, other miscellaneous) =</b>		<b>39</b>
Felony 1 and 2 total =	1	
Felony 3 and 4 total =	7	
Felony 5 and 6 total =	31	

Source: SAS - CTP2 Adms

Indiana Department of Correction  
Table 11  
Total Number of Felony Offenses  
Committed to the Indiana Department of Correction

September 2019

Felony Level	Primary Offense	Secondary Offense	Sep-19		This Calendar Year	
			SEX		SEX	
			F	M	F	M
A Felony	Burglary (35-43-2-1)		-	-	-	5
	Child Molesting (35-42-4-3)		-	2	1	33
	Criminal Deviate Conduct (35-42-4-2)		-	-	-	1
	Dealing Cocaine or Narcotic Drug (35-48-4-1)		-	1	1	24
	Dealing Methamphetamine (35-48-4-1.1)		-	-	5	2
	Dealing Sched I, II, or III Cntrld Sub (35-48-4-2)		2	1	2	3
	Possession of Cocaine or Narcotic Drug (35-48-4-6)		-	-	-	1
	Rape (35-42-4-1)		-	-	-	2
	Robbery (35-42-5-1)		-	-	-	2
	Voluntary Manslaughter (35-42-1-3)		-	-	-	3
	<b>A Felony Total</b>			<b>2</b>	<b>4</b>	<b>9</b>

Felony Level	Primary Offense	Secondary Offense	Sep-19		This Calendar Year		
			SEX		SEX		
			F	M	F	M	
B Felony	Aggravated Battery (35-42-2-1.5)		1	-	1	3	
	Arson (35-43-1-1)		-	-	-	4	
	Battery (35-42-2-1)		-	-	-	3	
	Burglary (35-43-2-1)		-	9	9	106	
	Carjacking (35-42-5-2)		-	-	-	2	
	Child Molesting (35-42-4-3)		-	3	-	17	
	Criminal Confinement (35-42-3-3)		-	-	-	3	
	Criminal Deviate Conduct (35-42-4-2)		-	1	-	3	
	Dealing Cocaine or Narcotic Drug (35-48-4-1)		-	1	6	63	
	Dealing Methamphetamine (35-48-4-1.1)		4	2	22	57	
	Dealing Sched I, II, or III Cntrld Sub (35-48-4-2)		-	2	21	27	
	Dealing Sched IV Cntrld Sub (35-48-4-3)		-	-	-	1	
	Felon in Possession of a Firearm (35-47-4-5)		-	1	1	10	
	Incest (35-46-1-3)		-	-	-	3	
	Neglect of a Dependent (35-46-1-4)		-	-	2	2	
	Operating Vehicle Intoxicated/Death (9-30-5-5)		-	-	-	2	
	Possession Methamphetamine (35-48-4-6.1)		-	-	1	4	
	Possession of Cocaine or Narcotic Drug (35-48-4-6)		-	-	2	3	
	Prisoner Poss. Dang Device/Material (35-44-3-9.5)		-	-	-	1	
	Rape (35-42-4-1)		-	-	-	4	
	Robbery (35-42-5-1)		-	3	4	53	
	Sexual Misconduct with a Minor (35-42-4-9)		1	3	1	20	
	<b>B Felony Total</b>			<b>6</b>	<b>25</b>	<b>70</b>	<b>391</b>

Felony Level	Primary Offense	Secondary Offense	Sep-19		This Calendar Year	
			SEX		SEX	
			F	M	F	M
C Felony	Battery (35-42-2-1)		-	1	-	11
	Burglary (35-43-2-1)		-	3	-	47
	Child Exploitation (35-42-4-4)		-	-	-	1
	Child Molesting (35-42-4-3)		-	4	-	46
	Conspiracy (35-41-5-2)	Burglary (35-43-2-1)	-	-	-	3
	Corrupt Business Influence (35-45-6-2)		-	-	-	4
	Criminal Recklessness (35-42-2-2)		-	-	1	3
	Dangerous Control of a Handgun (35-47-10-6)		-	-	-	1
	Dealing Cocaine or Narcotic Drug (35-48-4-1)		-	-	-	1
	Dealing Marijuana, Hash Oil, or Hashish (35-48-4-10)		-	-	-	2
	Dealing Sched IV Controlled Substance (35-48-4-3)		-	-	1	3
	Driving After Forfeiture (9-12-3-2)		-	-	-	1
	Escape/Failure to Return (35-44-3-5)		-	-	-	1
	Failure to Register as a Sex Offender (11-8-8-17)		-	-	-	2
	Firearm w/in One Mile of School (35-47-2-1)		-	-	-	2
	Forgery (35-43-5-2)		-	1	4	27
	Fraud on Financial Institution (35-43-5-8)		-	-	-	3
	Handgun Violation (35-47-2-7)		-	-	-	3
	Incest (35-46-1-3)		-	-	-	1
	Intimidation (35-45-2-1)		-	-	-	1
	Neglect of a Dependent (35-46-1-4)		-	-	2	2
	Non-Support of Dependent Child (35-46-1-5)		-	1	1	39
	Oper Veh Intox Prev Conv (9-30-5-2)		-	-	1	-
	Operating Vehicle w/Lifetime Suspension (9-30-10-17)		-	1	-	8
	Operating Vehicle-Habitual Violation (9-30-10-16)		-	-	-	2
	Possession Methamphetamine (35-48-4-6.1)		-	-	1	2
	Possession of Cocaine or Narcotic Drug (35-48-4-6)		-	1	1	5
	Possession of Controlled Substance (35-48-4-7)		-	-	2	1
	Possession of Precursors (35-48-4-14.5)		-	-	-	2
	Reckless Homicide (35-42-1-5)		-	1	-	1
	Robbery (35-42-5-1)		-	3	1	18
	Sexual Misconduct with a Minor (35-42-4-9)		-	-	-	8
	Trafficking with an Inmate (35-44-3-9)		-	-	-	1
	Welfare Fraud (35-43-5-7)		-	-	3	-
<b>C Felony Total</b>			<b>0</b>	<b>16</b>	<b>18</b>	<b>252</b>



Felony Level	Primary Offense	Secondary Offense	Sep-19		This Calendar Year	
			SEX		SEX	
			F	M	F	M
D Felony	Assisting a Criminal (35-44-3-2)		-	-	1	-
	Attempt to Commit a Felony (35-41-5-1)	Theft, Receiving Stolen Property (35-43-4-2)	-	-	-	1
	Auto Theft, Receiving Stolen Parts (35-43-4-2.5)		-	-	-	6
	Battery (35-42-2-1)		-	-	1	2
	Battery by Bodily Waste (35-42-2-6)		-	-	3	1
	Check Fraud (35-43-5-12)		-	-	1	2
	Child Exploitation (35-42-4-4)		-	-	-	2
	Child Pornography (35-42-4-4)		-	-	-	1
	Criminal Confinement (35-42-3-3)		-	-	-	2
	Criminal Mischief (35-43-1-2)		-	-	1	-
	Criminal Recklessness (35-42-2-2)		-	1	1	6
	Dealing Marijuana, Hash Oil, or Hashish (35-48-4-10)		-	-	-	1
	Dealing/Poss. Look-Alike Subs (35-48-4-11.5)		-	-	1	-
	Domestic Battery (35-42-2-1.3)		-	-	-	1
	Driving While Intoxicated/Injury (9-11-2-4)		-	-	-	2
	Driving While Suspended/Oper Veh HTV (9-30-10-16)		-	-	2	4
	Exploit Endangered Adult (35-46-1-12)		-	-	-	1
	Fail to Stop Accident w/Injury (9-26-1-1)		-	-	1	2
	Failure to Appear (35-44-3-6)		-	-	-	1
	Failure to Register as a Sex Offender (11-8-8-17)		-	-	-	1
	Failure to Return to Lawful Detention (35-44-3-5)		-	-	-	4
	Fraud (35-43-5-4)		-	-	-	1
	Identity Deception (35-43-5-3.5)		-	-	-	1
	Intimidation (35-45-2-1)		-	-	2	1
	Involuntary Manslaughter (35-42-1-4)		-	-	-	1
	Maintaining a Common Nuisance (35-48-4-13)		-	1	2	6
	Neglect of a Dependent (35-46-1-4)		-	-	-	1
	Non-Support of a Child (35-46-1-5)		-	6	1	23
	Obstruction of Justice (35-44-3-4)		-	-	1	-
	Operating Vehicle Intox-Prior (9-30-5-3)		-	1	2	6
	Operating Vehicle Intoxicated-Endanger (9-30-5-2)		-	-	-	2
	Poss. of Marijuana, Hash Oil, or Hashish (35-48-4-11)		-	-	1	6
	Possession - Syringe/Needle (16-42-19-18)		-	-	2	-
	Possession of Cocaine or Narcotic Drug (35-48-4-6)		-	1	3	9
	Possession of Controlled Substance (35-48-4-7)		-	1	3	9
	Possession of Meth(35-48-4-6.1)		-	1	2	6
	Possession of Precursors (35-48-4-14.5)		-	1	-	4
	Possession/Use of Legend Drug (16-42-19-13)		-	-	1	-
	Residential Entry (35-43-2-1.5)		-	-	1	1
	Resisting Law Enforcement (35-44-3-3)		-	-	1	11
	Resisting Law Enforcement, Vehicle (35-44.1-3-1A)		-	1	-	1
	Sexual Battery (35-42-4-8)		-	-	-	6
	Sexual Misconduct with a Minor (35-42-4-9)		-	-	-	2
	Strangulation (35-42-2-9)		-	-	-	2
	Theft, Receiving Stolen Property (35-43-4-2)		-	4	6	63
	Vicarious Sexual Gratification (35-42-4-5)		-	-	-	1
	Welfare Fraud (35-43-5-7)		-	-	-	4
D Felony Total			0	18	40	207

Felony Level	Primary Offense	Secondary Offense	Sep-19		This Calendar Year	
			SEX		SEX	
			F	M	F	M
Level 1 Felony	Aggravated Battery (35-42-2-1.5)		-	-	-	3
	Attempted Murder (35-42-1-1(1))		-	4	-	5
	Attempt to Commit a Felony (35-41-5-1)	Child Molesting (35-42-4-3)	-	1	-	1
		Murder (35-42-1-1)	-	2	2	26
	Burglary (35-43-2-1)		-	-	-	4
	Child Molesting (35-42-4-3)		-	11	2	106
	Criminal Gang Enhancement (35-50-2-15)		-	-	-	1
	Firearm Enhancement (35-50-2-11)		-	-	-	1
	Neglect of a Dependent/Death (35-46-1-4)		1	1	4	4
	Rape (35-42-4-1)		-	1	-	9
	Sex Misconduct w/ Minor (35-42-4-9)		-	-	-	2
Level 1 Felony Total			1	20	8	162

Felony Level	Primary Offense	Secondary Offense	Sep-19		This Calendar Year	
			SEX		SEX	
			F	M	F	M
Level 2 Felony	Aiding, Inducing or Causing an Offense (35-41-2-4)	Dealing Cocaine or Narcotic Drug (35-48-4-1)	-	-	1	-
		Robbery (35-42-5-1)	-	-	-	1
	Arson (35-43-1-1)		-	-	1	-
	Attempt to Commit a Felony (35-41-5-1)	Robbery (35-42-5-1)	-	1	2	5
		Voluntary Manslaughter (35-42-1-3)	-	-	-	1
	Battery (35-42-2-1)		-	-	-	3
	Burglary (35-43-2-1)		-	3	2	17
	Child Molesting (35-42-4-3)		-	-	-	2
	Conspiracy (35-41-5-2)	Burglary (35-43-2-1)	-	-	-	4
		Dealing Methamphetamine (35-48-4-1.1)	-	-	-	4
		Robbery (35-42-5-1)	-	1	2	1
	Criminal Confinement (35-42-3-3)		-	-	1	2
	Dealing Cocaine or Narcotic Drug (35-48-4-1)		-	3	7	81
	Dealing Methamphetamine (35-48-4-1.1)		11	25	61	167
	Dealing Sched I, II, or III Contrlid Sub (35-48-4-2)		-	-	-	4
	Dom. Batt. Rslt in Dth of a Minor under 14 (35-42-2-1.3A)		-	-	-	1
	Manufacturing Methamphetamine (35-42-4-5)		-	-	-	1
	Resisting Law Enforcement (35-44.1-3-1)		-	-	-	1
	Robbery (35-42-5-1)		-	-	4	20
	Voluntary Manslaughter (35-42-1-3)		-	2	3	18
Level 2 Felony Total			11	35	84	333

Felony Level	Primary Offense	Secondary Offense	Sep-19		This Calendar Year	
			SEX		SEX	
			F	M	F	M
Level 3 Felony	Accident/Failure to Stop-Serious Inj/Death (9-26-1-1.1)		-	-	-	3
	Aggravated Battery (35-42-2-1.5)		2	11	7	79
		Firearm Enhancement (35-50-2-11)	-	-	-	1
		Aggravated Battery (35-42-2-1.5)	-	1	-	2
	Aiding, Inducing or Causing an Offense (35-41-2-4)	Dealing Methamphetamine (35-48-4-1.1)	-	-	1	1
		Robbery (35-42-5-1)	-	-	1	5
	Arson (35-43-1-1)		-	-	-	1
	Attempt to Commit a Felony (35-41-5-1)	Aggravated Battery (35-42-2-1.5)	-	-	-	3
		Kidnapping (35-42-3-2)	-	-	-	1
		Rape (35-42-4-1)	-	-	-	4
		Robbery (35-42-5-1)	-	3	1	9
	Battery (35-42-2-1)		-	1	1	9
	Burglary (35-43-2-1)		-	-	2	11
	Child Molesting (35-42-4-3)		-	2	-	28
	Conspiracy (35-41-5-2)	Burglary (35-43-2-1)	-	-	-	1
		Dealing Methamphetamine (35-48-4-1.1)	-	-	1	2
		Robbery (35-42-5-1)	-	1	-	4
			-	6	2	39
	Criminal Confinement (35-42-3-3)		1	7	10	77
	Dealing Cocaine or Narcotic Drug (35-48-4-1)		6	21	37	126
	Dealing Methamphetamine (35-48-4-1.1)		-	-	6	7
	Dealing Sched I, II, or III Cntrld Sub (35-48-4-2)		-	-	-	3
	Dealing Sched IV Cntrld Sub (35-48-4-3)		-	-	-	1
	Disarm/Attempt to Disarm an Officer (35-44.1-3-2)		-	-	-	2
	Domestic Battery SBI Under 14 (35-42-2-1.3A)		-	-	-	11
	Kidnapping (35-42-3-2)		-	-	-	2
	Manufacturing Meth (35-48-4-1.2)		3	3	16	11
	Neglect of a Dependent/Death (35-46-1-4)		-	2	2	11
	Possession of Cocaine or Narcotic Drug (35-48-4-6)		5	5	20	46
	Possession of Meth (35-48-4-6.1)		-	9	-	43
	Rape (35-42-4-1)		1	33	29	291
	Robbery (35-42-5-1)		-	-	-	1
	Vicarious Sexual Gratification (35-42-4-5)		-	-	-	1
<b>Level 3 Felony Total</b>			<b>18</b>	<b>105</b>	<b>136</b>	<b>835</b>

Felony Level	Primary Offense	Secondary Offense	Sep-19		This Calendar Year	
			SEX		SEX	
			F	M	F	M
Level 4 Felony	Aiding, Inducing or Causing an Offense (35-41-2-4)	Burglary (35-43-2-1)	-	2	-	4
		Conspiracy (35-41-5-2)	-	1	-	2
		Dealing Cocaine or Narcotic Drug (35-48-4-1)	-	-	-	1
		Dealing Methamphetamine (35-48-4-1.1)	-	-	2	2
		Possession of Meth (35-48-4-6.1)	-	-	1	-
	Arson (35-43-1-1)		-	4	5	27
	Attempt to Commit a Felony (35-41-5-1)	Burglary (35-43-2-1)	-	-	-	1
		Child Molesting (35-42-4-3)	-	-	-	1
		Conspiracy (35-41-5-2)	-	-	-	1
		Pharmacy Robbery (35-45-5-1B)	-	-	-	1
	Battery (35-42-2-1)		-	-	-	1
	Burglary (35-43-2-1)		5	18	44	284
	Child Exploitation (35-42-4-4)		-	1	-	7
	Child Molesting (35-42-4-3)		-	20	1	140
	Child Solicitation (35-42-4-6)		-	-	-	3
	Conspiracy (35-41-5-2)	Burglary (35-43-2-1)	-	-	-	2
		Conspiracy (35-41-5-2)	-	-	-	2
		Dealing Cocaine or Narcotic Drug (35-48-4-1)	-	-	2	-
		Dealing Methamphetamine (35-48-4-1.1)	-	-	3	1
	Dealing Cocaine or Narcotic Drug (35-48-4-1)		2	11	24	78
	Dealing Methamphetamine (35-48-4-1.1)		4	23	62	182
	Dealing Sched I, II, or III Cntrld Sub (35-48-4-2)		-	1	5	8
	Dealing Sched IV Controlled Substance (35-48-4-3)		-	-	-	3
	Escape 35-44.1-3-4		-	-	-	1
	Felon in Possession of a Firearm (35-47-4-5)		-	27	8	257
	Habitual Offender (35-50-2-8)		-	1	-	1
	Human Sexual Trafficking (35-42-3.5-1)		-	-	-	1
	Incest (35-46-1-3)		-	-	-	4
	Manufacturing Meth (35-48-4-1.2)		-	-	2	5
	Operating Vehicle Intoxicated/Death (9-30-5-5)		-	3	5	13
	Pharmacy Robbery (35-42-5-1(b))		-	-	1	2
	Possession of Cocaine or Narcotic Drug (35-48-4-6)		1	1	4	22
	Possession of Dangerous Device (35-44.1-3-7)		-	-	-	1
Possession of Meth (35-48-4-6.1)		5	10	29	79	
Promoting Prostitution, under 18 (35-45-4-4)		-	-	1	-	
Sexual Battery (35-42-4-8)		-	-	-	2	
Sexual Misconduct with a Minor (35-42-4-9)		-	3	4	45	
Stalking (35-45-10-5)		-	-	-	2	
Vicarious Sexual Gratification (35-42-4-5)		-	-	-	7	
<b>Level 4 Felony Total</b>			<b>17</b>	<b>126</b>	<b>203</b>	<b>1193</b>

Felony Level	Primary Offense	Secondary Offense	Sep-19		This Calendar Year	
			SEX		SEX	
			F	M	F	M
Level 5 Felony	Accident/Failure to Stop-Serious Inj/Death (9-26-1-8)		-	-	-	1
	Aiding, Inducing or Causing an Offense (35-41-2-4)	Assisting a Criminal (35-44.1-2-5)	-	-	1	-
		Battery (35-42-2-1)	-	1	-	1
		Burglary (35-43-2-1)	-	-	1	3
		Dealing Cocaine or Narcotic Drug (35-48-4-1)	-	-	1	1

Felony Level	Primary Offense	Secondary Offense	Sep-19		This Calendar Year	
			SEX		SEX	
			F	M	F	M
<b>Level 5 Felony (cont'd)</b>		Dealing Methamphetamine (35-48-4-1.1)	-	-	1	-
		Dealing in Methamphetamine (35-48-4-1.1)	-	-	1	1
		Escape (35-44.1-3-4)	-	-	1	-
		Robbery (35-42-5-1)	-	-	-	4
		Trafficking with an Inmate (35-44.1-3-5)	-	-	-	2
	Assisting a Criminal (35-44.1-2-5)		3	1	4	10
	Attempt to Commit a Felony (35-41-5-1)	Battery (35-42-2-1)	-	-	2	7
		Burglary (35-43-2-1)	-	-	-	4
		Dealing in Methamphetamine (35-48-4-1.1)	-	-	-	1
		Escape (35-44.1-3-4)	-	-	-	3
		Fraud on Financial Institution (35-43-5-8)	-	-	1	3
		Kidnapping (35-42-3-2)	-	-	-	2
		Robbery (35-42-5-1)	-	1	-	7
	Auto Theft, Receiving Stolen Parts (35-43-4-2.5)		-	-	-	12
	Battery (35-42-2-1)		-	46	53	332
	Bribery (35-44.1-1-2)		-	-	2	2
	Burglary (35-43-2-1)		2	20	29	297
	Child Exploitation (35-42-4-4)		-	4	1	30
	Child Pornography (35-42-4-4(C))		-	7	2	18
	Child Possession of a Firearm (35-47-10-5)		-	2	-	9
	Child Seduction (35-42-4-7)		-	-	-	6
	Child Solicitation (35-42-4-6)		-	1	2	22
	Conspiracy (35-41-5-2)	Burglary (35-43-2-1)	-	-	-	2
		Child Exploitation (35-42-4-4)	-	-	1	2
		Criminal Confinement (35-42-3-3)	-	-	1	-
		Dealing Cocaine or Narcotic Drug (35-48-4-1)	-	-	2	3
		Dealing in Methamphetamine (35-48-4-1.1)	-	1	-	3
		Fraud on Financial Institution (35-43-5-8)	-	-	1	2
		Robbery (35-42-5-1)	-	1	-	5
		Trafficking with an Inmate (35-44.1-3-5)	-	-	2	3
	Contrib. to the Delinquency of a Minor(35-46-1-8)		-	-	1	-
	Conversion (35-43-4-3)		-	1	1	2
	Corrupt Business Influence (35-45-6-2)		2	-	7	14
	Criminal Confinement (35-42-3-3)		-	4	-	52
	Criminal Gang Enhancement (35-50-2-15)		-	-	-	1
	Criminal Recklessness (35-42-2-2)		-	3	3	37
	Dangerous Control of a Handgun (35-47-10-6)		-	-	-	1
	Dealing Cocaine or Narcotic Drug (35-48-4-1)		2	8	31	105
	Dealing Marijuana, Hash Oil, or Hashish (35-48-4-10)		-	1	-	12
	Dealing Methamphetamine (35-48-4-1.1)		4	20	57	207
	Dealing Sched I, II, or III Cntrl'd Sub (35-48-4-2)		1	3	6	14
	Dealing Sched IV Cntrl'd Sub (35-48-4-3)		-	-	1	7
	Dealing in Methamphetamine (35-48-4-1.1)		5	10	50	144
	Dealing/Poss. Look-Alike Subs (35-48-4-4.6)		3	-	9	11
	Disarm/Attempt to Disarm an Officer (35-44.1-3-2)		-	1	-	11
	Domestic Battery (35-42-1-3)		2	14	10	139
	Escape (35-44.1-3-4)		1	3	11	47
	Fail to Stop Acc Death (9-26-1-1.1)		-	-	-	11
	Failure to Register as a Sex Offender (11-8-8-17)		-	5	2	87
	Firearm w/in One Mile of School (35-47-2-1)		3	31	20	266
	Fraud on Financial Institution (35-43-5-8)		1	5	23	40
	Incest (35-46-1-3)		-	-	1	1
	Insurance Fraud (35-43-5-4.5)		-	-	1	-
	Intimidation (35-45-2-1)		-	7	4	79
	Involuntary Manslaughter (35-42-1-4)		-	-	-	2
	Kidnapping (35-42-3-2)		-	-	-	4
	Manufacture Destruct Device (35-47.5-5-2)		-	-	-	1
	Neglect of a Dependent/Death (35-46-1-4)		1	6	7	28
	Non-Support of Dependent Child (35-46-1-5)		-	1	3	12
	Obliterating Handgun I.D. (35-47-2-18)		-	3	1	19
	Obstruction of Justice (35-44.1-2-2)		-	-	-	9
	Oper Veh Aft Life Susp (9-30-10-17)		4	20	16	182
	Operating Veh while Intoxicated (9-30-5-2)		-	-	-	1
	Operating Vehicle Intoxicated-Contrl'd Sub (9-30-5-1)		-	-	-	3
		Habitual Offender Controlled Substance (35-50-2-10)	-	-	-	1
	Operating Vehicle Intoxicated/Death (9-30-5-5)		1	1	1	8
	Operating Vehicle Intoxicated/Injury (9-30-5-4)		1	1	1	4
	Possession - Destruct Device (35-47.5-5-2)		-	1	-	2
	Possession of Cocaine or Narcotic Drug 35-48-4-6		-	11	13	85
	Possession of Dangerous Device (35-44.1-3-7)		-	-	-	3
	Possession of Precursors (35-48-4-14.5)		-	-	1	1
	Possession of Syringes or Needles (16-42-19-18)		1	-	5	6
	Possession/Use of Legend Drug (16-42-19-13)		-	-	2	1
	Promoting Prostitution (35-45-4-4)		-	-	-	1
	Prov Gun to Inel Per (35-47-2.5-16)		1	-	1	1
	Reckless Homicide (35-42-1-5)		-	-	2	13
	Resisting Law Enforcement (35-44.1-3-1)		-	-	-	3
	Removing ID Marks on a Handgun (35-50-2-8)		-	1	-	1
	Robbery (35-42-5-1)		3	10	11	151
	Sexual Misconduct with a Minor (35-42-4-9)		1	2	3	57
	Stalking (35-45-10-5)		-	3	1	21
	Strangulation (35-42-2-9)		-	-	-	2
	Theft, Receiving Stolen Property (35-43-4-2)		1	4	7	45
	Trafficking with an Inmate (35-44.1-3-5)		1	1	17	22
	Vicarious Sexual Gratification (35-42-4-5)		-	-	-	3
<b>Level 5 Felony Total</b>			<b>44</b>	<b>266</b>	<b>439</b>	<b>2778</b>

Felony Level	Primary Offense	Secondary Offense	Sep-19		This Calendar Year	
			SEX		SEX	
			F	M	F	M
Level 6 Felony	Abuse of a Corpse (35-45-11-2)		-	-	-	1
	Accident/Failure to Stop-Serious Inj/Death (9-26-1-8)		-	-	-	1
	Aiding in Manufacture of Sch II Cont Subst (35-48-4-2)		-	-	1	2
	Aiding, Inducing or Causing an Offense (35-41-2-4)	Theft, Receiving Stolen Property (35-43-4-2)	-	-	-	4
	Arson (35-43-1-1)		-	-	-	3
	Assisting a Criminal (35-44.1-2-5)		-	-	2	2
	Attempt to Commit a Felony (35-41-5-1)	Attempted/Obstruction of Justice (35-41-5-1)	-	-	1	-
		Battery (35-42-2-1)	-	-	-	1
		Residential Entry (35-43-2-1.5)	-	-	-	1
	Auto Theft, Receiving Stolen Parts (35-43-4-2.5)		-	6	7	81
	Battery 35-42-2-1		-	6	12	67
	Cheating at Gambling (4-33-10-2)		-	-	-	1
	Check Deception (35-43-5-5)		-	-	-	1
	Check Fraud (35-43-5-12)		-	-	1	-
	Child Exploitation (35-42-4-4)		-	-	-	3
	Conspiracy (35-41-5-2)	Attempted/Obstruction of Justice (35-41-5-1)	-	-	-	1
		Dealing in Sched I,II,III Substance (35-41-5-2)	-	-	1	1
	Controlled Substance Registration (35-48-4-14)		-	-	2	-
	Criminal Confinement (35-42-3-3)		-	1	-	20
	Criminal Confinement (35-42-3-3)		-	12	6	115
	Criminal Gang Activity (35-45-9-3)		-	1	-	1
	Criminal Gang Enhancement (35-50-2-15)		-	-	-	2
	Criminal Mischief (35-43-1-2)		-	-	3	2
	Criminal Recklessness (35-42-2-2)		-	6	5	38
	Criminal Trespass (35-43-2-2)		-	-	-	1
	Damage Orig/Spec ID (35-43-6.5-1)		-	-	-	2
	Danger Comm Dis Carrier Int Fail to Warn (35-45-21-3)		-	-	1	-
	Dealing Marijuana, Hash Oil, or Hashish (35-48-4-10)		-	3	2	21
	Dealing Sched I, II, or III Contrld Sub (35-48-4-2(A))		-	-	-	2
	Dealing Subs. Represent as Contrld Subs. (35-48-4-4.5)		-	1	1	7
	Dealing/Poss. Look-Alike Subs (35-48-4-10.5)		-	1	-	8
	Dealing/Poss. Look-Alike Subs (35-48-4-11.5)		1	1	1	17
	Dissemination of Matter Harmful to Minor (35-49-3-3)		-	-	1	4
	Escape (35-44.1-3-4)		3	16	49	183
	Fail to Reg Sex Off (11-8-8-17)		-	1	1	13
	Failure to Appear (35-44.1-2-9)		-	1	3	6
	Failure to Return to Acc Result Serious Inj (9-26-1-1(2))		-	-	-	1
	Falsification of record (4-33-10-2)		-	-	1	-
	Firearm Enhancement (35-50-2-11)		-	1	-	1
	Forgery, Counterfeiting, Application Fraud (35-43-5-2)		-	3	18	56
	Habitual Offender (35-50-2-8)		-	-	1	-
	Habitual Veh Subst Offender Enhance (9-30-15.5-2)		-	-	2	1
	Identity Deception (35-43-5-3.5)		-	1	2	6
	Impersonation of a Public Servant (35-44-2-3)		-	2	-	3
	Insurance Fraud (35-43-5-4.5)		1	-	14	13
	Intimidation (35-45-2-1)		-	8	1	58
	Invasion of Privacy (35-46-1-15.1)		-	5	-	31
	Kidnapping (35-42-3-2)		-	-	-	1
	Leaving the Scene of an Accident(9-26-1-1.1)		-	1	-	4
	Maintain Common Nuisance (35-45-2-1(e))		-	1	20	31
	Maintaining Common Nuisance (35-48-4-13)		2	-	4	22
	Make False Sales Document (35-43-5-16)		-	-	1	1
	Money Laundering (35-45-15-5)		-	-	-	1
	Neglect of a Dependent/Death (35-46-1-4)		-	5	25	28
	Non-Support of Dependent Child (35-46-1-5)		-	-	1	8
	Obstruction of Justice (35-44.1-2-2)		1	1	2	16
	Official Misconduct (35-44.1-1-1)		-	1	-	1
	Oper Vehicle-Intox-Prev Conv (9-30-5-3)		-	2	6	24
		Habitual Offender Controlled Substance (35-50-2-10)	-	1	1	6
	Operating Vehicle Intoxicated-Contrld Sub (9-30-5-1)		1	1	2	14
		Habitual Offender (35-50-2-8)	-	-	-	1
		Habitual Offender Controlled Substance (35-50-2-10)	-	2	-	4
	Operating Vehicle Intoxicated-Endanger (9-30-5-2)		-	2	8	33
		Habitual Offender Controlled Substance (35-50-2-10)	-	2	2	7
	Operating Vehicle Intoxicated/Injury (9-30-5-4)		-	4	-	14
		Habitual Offender Controlled Substance (35-50-2-10)	-	-	-	1
	Operating Vehicle-Habitual Violation (9-30-10-16)		-	6	4	52
		Habitual Offender Controlled Substance (35-50-2-10)	-	-	-	1
	Perjury (35-44.1-2-1)		-	-	1	3
	Pointing a Firearm (35-47-4-3)		-	-	2	16
	Poss Paraphernalia (35-48-4-8.3)		-	-	1	-
	Poss Precursors (35-48-4-14.5)		-	-	4	6
	Possession Sched IV Contrld Sub w/in 1,000 ft (35-48-4-7)		-	1	2	11
	Possession of Child Pornography (35-42-4-4(C))		-	-	-	7
	Possession of Cocaine or Narcotic Drug (35-48-4-6)		3	5	50	102
	Possession of Marijuana (35-48-4-11)		-	-	1	4
	Possession of Meth(35-48-4-6.1)		8	28	121	281
		Habitual Offender (35-50-2-8)	-	-	-	1
	Possession of Syringes or Needles (16-42-19-18)		4	16	94	172
	Possession or Use of Legend Drug (16-42-19-13)		1	-	20	10
	Prostitution (35-45-4-2)		-	-	1	-
	Residential Entry (35-43-2-1.5)		-	4	6	43
	Resisting Law Enforce (35-44.1-3-1)		2	16	15	210
	Sex Offender without Identification (11-8-8-15)		-	-	-	1

Felony Level	Primary Offense	Secondary Offense	Sep-19		This Calendar Year	
			SEX		SEX	
			F	M	F	M
Level 6 Felony (con'td)	Sexual Battery (35-42-4-8)		-	1	-	11
	Sexual Conduct in Presence of a Minor (35-42-4-5c)		-	-	-	3
	Sexual Misconduct with a Minor (35-42-4-9)		-	-	-	4
	Stalking (35-45-10-5)		-	1	-	8
	Strangulation (35-42-2-9)		-	5	1	50
	Synthetic ID Deception (35-43-5-3.8)		1	-	2	7
	Theft, Receiving Stolen Property (35-43-4-2)		2	24	83	321
	Unauthorized Entry of Motor Veh (35-43-4-2.7)		-	-	-	1
	Unlawful Entry by Sex Offender (35-42-4-14)		-	-	-	1
<b>Level 6 Felony Total</b>			<b>30</b>	<b>206</b>	<b>619</b>	<b>2325</b>

Felony Level	Primary Offense	Secondary Offense	Sep-19		This Calendar Year	
			SEX		SEX	
			F	M	F	M
Murder	Murder (35-42-1-1)		-	8	9	86
		Firearm Enhancement (35-50-2-11)	-	1	-	4
<b>Murder Total</b>			<b>0</b>	<b>9</b>	<b>9</b>	<b>90</b>

Felony Level	Primary Offense	Secondary Offense	Sep-19		This Calendar Year	
			SEX		SEX	
			F	M	F	M
Habitual Offender	Habitual Offender (35-50-2-8)		-	-	-	6
	Habitual Offender Controlled Substance (35-50-2-10)		-	-	-	3
<b>Habitual Offender Total</b>			<b>0</b>	<b>0</b>	<b>0</b>	<b>9</b>

			Sep-19		This Calendar Year	
			SEX		SEX	
			F	M	F	M
<b>Grand Total</b>			<b>129</b>	<b>830</b>	<b>1635</b>	<b>8651</b>

Note: Offense data may not be available for all offenders at the time this table was prepared.  
Only new commitments and probation violations are reported on this table.  
Parole and Community Transition Program violators are excluded on this table.  
Source: SAS - all.citations\_mso.pgm

Indiana Department of Correction  
 Table 12  
 Number of New Admissions by Most Serious Offense  
 Committed to the Indiana Department of Correction

September 2019

Felony Level	Primary Offense	Secondary Offense	Sep-19		This Calendar Year	
			SEX		SEX	
			F	M	F	M
Level A Felony	Burglary (35-43-2-1)		-	-	-	4
	Child Molesting (35-42-4-3)		-	1	1	19
	Dealing Cocaine or Narcotic Drug (35-48-4-1)		-	1	1	23
	Dealing Methamphetamine (35-48-4-1.1)		-	-	5	2
	Dealing Sched I, II, or III Cntrld Sub (35-48-4-2)		1	1	1	2
	Possession of Cocaine or Narcotic Drug (35-48-4-6)		-	-	-	1
	Rape (35-42-4-1)		-	-	-	1
	Robbery (35-42-5-1)		-	-	-	2
	Voluntary Manslaughter (35-42-1-3)		-	-	-	3
	<b>Level A Felony</b>			<b>1</b>	<b>3</b>	<b>8</b>

Felony Level	Primary Offense	Secondary Offense	Sep-19		This Calendar Year		
			SEX		SEX		
			F	M	F	M	
Level B Felony	Aggravated Battery (35-42-2-1.5)		1	-	1	3	
	Arson (35-43-1-1)		-	-	-	4	
	Battery (35-42-2-1)		-	-	-	3	
	Burglary (35-43-2-1)		-	8	9	85	
	Carjacking (35-42-5-2)		-	-	-	2	
	Child Molesting (35-42-4-3)		-	2	-	13	
	Criminal Confinement (35-42-3-3)		-	-	-	2	
	Criminal Deviate Conduct (35-42-4-2)		-	1	-	3	
	Dealing Cocaine or Narcotic Drug (35-48-4-1)		-	1	4	48	
	Dealing Methamphetamine (35-48-4-1.1)		3	2	21	54	
	Dealing Sched I, II, or III Cntrld Sub (35-48-4-2)		-	2	15	27	
	Dealing Sched IV Cntrld Sub (35-48-4-3)		-	-	-	1	
	Felon in Possession of a Firearm (35-47-4-5)		-	-	1	6	
	Incest (35-46-1-3)		-	-	-	1	
	Neglect of a Dependent (35-46-1-4)		-	-	2	2	
	Operating Vehicle Intoxicated/Death (9-30-5-5)		-	-	-	2	
	Possession Methamphetamine (35-48-4-6.1)		-	-	1	3	
	Possession of Cocaine or Narcotic Drug (35-48-4-6)		-	-	2	2	
	Rape (35-42-4-1)		-	-	-	4	
	Robbery (35-42-5-1)		-	3	1	40	
	Sexual Misconduct with a Minor (35-42-4-9)		1	1	1	11	
	<b>Level B Felony Total</b>			<b>5</b>	<b>20</b>	<b>58</b>	<b>316</b>

Felony Level	Primary Offense	Secondary Offense	Sep-19		This Calendar Year	
			SEX		SEX	
			F	M	F	M
Level C Felony	Battery (35-42-2-1)		-	1	-	8
	Burglary (35-43-2-1)		-	2	-	28
	Child Exploitation (35-42-4-4)		-	-	-	1
	Child Molesting (35-42-4-3)		-	1	-	27
	Corrupt Business Influence (35-45-6-2)		-	-	-	3
	Criminal Recklessness (35-42-2-2)		-	-	1	-
	Dealing Marijuana, Hash Oil, or Hashish (35-48-4-10)		-	-	-	1
	Dealing Sched IV Controlled Substance (35-48-4-3)		-	-	1	2
	Driving After Forfeiture (9-12-3-2)		-	-	-	1
	Failure to Register as a Sex Offender (11-8-8-17)		-	-	-	1
	Firearm w/in One Mile of School (35-47-2-1)		-	-	-	2
	Forgery (35-43-5-2)		-	1	1	20
	Fraud on Financial Institution (35-43-5-8)		-	-	-	2
	Handgun Violation (35-47-2-7)		-	-	-	1
	Incest (35-46-1-3)		-	-	-	1
	Intimidation (35-45-2-1)		-	-	-	1
	Neglect of a Dependent (35-46-1-4)		-	-	1	-
	Non-Support of Dependent Child (35-46-1-5)		-	-	1	27
	Oper Veh Intox Prev Conv (9-30-5-2)		-	-	1	-
	Operating Vehicle w/Lifetime Suspension (9-30-10-17)		-	-	-	6
	Operating Vehicle-Habitual Violation (9-30-10-16)		-	-	-	2
	Possession Methamphetamine (35-48-4-6.1)		-	-	1	2
	Possession of Cocaine or Narcotic Drug (35-48-4-6)		-	1	1	3
	Possession of Controlled Substance (35-48-4-7)		-	-	1	-
	Possession of Precursors (35-48-4-14.5)		-	-	-	2
	Reckless Homicide (35-42-1-5)		-	1	-	1
	Robbery (35-42-5-1)		-	2	1	10
	Sexual Misconduct with a Minor (35-42-4-9)		-	-	-	6
	Trafficking with an Inmate (35-44-3-9)		-	-	-	1
	Welfare Fraud (35-43-5-7)		-	-	3	-
<b>Level C Felony Total</b>			<b>0</b>	<b>9</b>	<b>13</b>	<b>159</b>

Felony Level	Primary Offense	Secondary Offense	Sep-19		This Calendar Year	
			SEX		SEX	
			F	M	F	M
Level D Felony	Auto Theft, Receiving Stolen Parts (35-43-4-2.5)		-	-	-	2
	Battery (35-42-2-1)		-	-	1	1
	Check Fraud (35-43-5-12)		-	-	1	-
	Child Exploitation (35-42-4-4)		-	-	-	1
	Criminal Confinement (35-42-3-3)		-	-	-	1
	Criminal Mischief (35-43-1-2)		-	-	1	-
	Criminal Recklessness (35-42-2-2)		-	1	-	1
	Dealing/Poss. Look-Alike Subs (35-48-4-11.5)		-	-	1	-
	Driving While Suspended/Oper Veh HTV (9-30-10-16)		-	-	1	3
	Exploit Endangered Adult (35-46-1-12)		-	-	-	1
	Fail to Stop Accident w/Injury (9-26-1-1)		-	-	1	-
	Failure to Return to Lawful Detention (35-44-3-5)		-	-	-	1
	Fraud (35-43-5-4)		-	-	-	1
	Identity Deception (35-43-5-3.5)		-	-	-	1
	Intimidation (35-45-2-1)		-	-	-	1
	Maintaining a Common Nuisance (35-48-4-13)		-	-	2	-
	Neglect of a Dependent (35-46-1-4)		-	-	-	1
	Non-Support of a Child (35-46-1-5)		-	3	-	8
	Operating Vehicle Intox-Prior (9-30-5-3)		-	1	1	4
	Operating Vehicle Intoxicated-Endanger (9-30-5-2)		-	-	-	1
	Poss. of Marijuana, Hash Oil, or Hashish (35-48-4-11)		-	-	-	2
	Possession - Syringe/Needle (16-42-19-18)		-	-	1	-
	Possession of Cocaine or Narcotic Drug (35-48-4-6)		-	-	2	6
	Possession of Controlled Substance (35-48-4-7)		-	1	-	6
	Possession of Meth(35-48-4-6.1)		-	-	2	1
	Possession of Precursors (35-48-4-14.5)		-	-	-	1
	Residential Entry (35-43-2-1.5)		-	-	-	1
	Resisting Law Enforcement (35-44-3-3)		-	-	-	4
	Resisting Law Enforcement, Vehicle (35-44.1-3-1A)		-	1	-	1
	Sexual Battery (35-42-4-8)		-	-	-	4
	Sexual Misconduct with a Minor (35-42-4-9)		-	-	-	1
	Strangulation (35-42-2-9)		-	-	-	1
	Theft, Receiving Stolen Property (35-43-4-2)		-	3	3	29
	Welfare Fraud (35-43-5-7)		-	-	-	2
Level D Felony Total			0	10	17	87

Felony Level	Primary Offense	Secondary Offense	Sep-19		This Calendar Year	
			SEX		SEX	
			F	M	F	M
Level 1 Felony	Aggravated Battery (35-42-2-1.5)		-	-	-	3
	Attempted Murder (35-42-1-1(1))		-	-	-	1
	Attempt to Commit a Felony (35-41-5-1)	Murder (35-42-1-1)	-	1	1	16
	Burglary (35-43-2-1)		-	-	-	4
	Child Molesting (35-42-4-3)		-	8	1	64
	Neglect of a Dependent/Death (35-46-1-4)		1	1	4	3
	Rape (35-42-4-1)		-	1	-	9
	Sex Misconduct w/ Minor (35-42-4-9)		-	-	-	2
Level 1 Felony Total			1	11	6	102

Felony Level	Primary Offense	Secondary Offense	Sep-19		This Calendar Year	
			SEX		SEX	
			F	M	F	M
Level 2 Felony	Aiding, Inducing or Causing an Offense (35-41-2-4)	Dealing Cocaine or Narcotic Drug (35-48-4-1)	-	-	1	-
		Robbery (35-42-5-1)	-	-	-	1
	Arson (35-43-1-1)		-	-	1	-
	Attempt to Commit a Felony (35-41-5-1)	Robbery (35-42-5-1)	-	1	2	5
		Voluntary Manslaughter (35-42-1-3)	-	-	-	1
	Battery (35-42-2-1)		-	-	-	1
	Burglary (35-43-2-1)		-	3	1	16
	Child Molesting (35-42-4-3)		-	-	-	2
	Conspiracy (35-41-5-2)	Burglary (35-43-2-1)	-	-	-	3
		Dealing Methamphetamine (35-48-4-1.1)	-	-	-	3
		Robbery (35-42-5-1)	-	1	2	1
	Criminal Confinement (35-42-3-3)		-	-	1	2
	Dealing Cocaine or Narcotic Drug (35-48-4-1)		-	3	5	64
	Dealing Methamphetamine (35-48-4-1.1)		8	20	50	150
	Dealing Sched I, II, or III Cntrld Sub (35-48-4-2)		-	-	-	3
	Dom. Batt. Rslt in Dth of a Minor under 14 (35-42-2-1.3A)		-	-	-	1
	Manufacturing Methamphetamine (35-42-4-5)		-	-	-	1
	Resisting Law Enforcement (35-44.1-3-1)		-	-	-	1
	Robbery (35-42-5-1)		-	-	4	15
	Voluntary Manslaughter (35-42-1-3)		-	2	3	18
Level 2 Felony Total			8	30	70	288

Felony Level	Primary Offense	Secondary Offense	Sep-19		This Calendar Year	
			SEX		SEX	
			F	M	F	M
Level 3 Felony	Accident/Failure to Stop-Serious Inj/Death (9-26-1-1.1)		-	-	-	3
	Aggravated Battery (35-42-2-1.5)		1	11	6	71
	Aiding, Inducing or Causing an Offense (35-41-2-4)	Aggravated Battery (35-42-2-1.5)	-	1	-	2
		Dealing Methamphetamine (35-48-4-1.1)	-	-	1	1
		Robbery (35-42-5-1)	-	-	1	4
	Arson (35-43-1-1)		-	-	-	1
	Attempt to Commit a Felony (35-41-5-1)	Aggravated Battery (35-42-2-1.5)	-	-	-	2
		Kidnapping (35-42-3-2)	-	-	-	1
		Rape (35-42-4-1)	-	-	-	2
		Robbery (35-42-5-1)	-	1	1	6

Felony Level	Primary Offense	Secondary Offense	Sep-19		This Calendar Year		
			SEX		SEX		
			F	M	F	M	
Level 3 Felony (con'td)	Battery (35-42-2-1)		-	1	1	8	
	Burglary (35-43-2-1)		-	-	2	10	
	Child Molesting (35-42-4-3)		-	2	-	25	
	Conspiracy (35-41-5-2)	Burglary (35-43-2-1)	-	-	-	1	
		Dealing Methamphetamine (35-48-4-1.1)	-	-	1	2	
		Robbery (35-42-5-1)	-	1	-	3	
			-	3	-	19	
	Criminal Confinement (35-42-3-3)		-	-	-	-	
	Dealing Cocaine or Narcotic Drug (35-48-4-1)		1	6	7	60	
	Dealing Methamphetamine (35-48-4-1.1)		5	16	35	105	
	Dealing Sched I, II, or III Cntrld Sub (35-48-4-2)		-	-	5	5	
	Dealing Sched IV Cntrld Sub (35-48-4-3)		-	-	-	3	
	Disarm/Attempt to Disarm an Officer (35-44.1-3-2)		-	-	-	1	
	Domestic Battery SBI Under 14 (35-42-2-1.3A)		-	-	-	2	
	Kidnapping (35-42-3-2)		-	-	-	4	
	Manufacturing Meth (35-48-4-1.2)		-	-	-	2	
	Neglect of a Dependent/Death (35-46-1-4)		3	3	14	8	
	Possession of Cocaine or Narcotic Drug (35-48-4-6)		-	2	2	9	
	Possession of Meth (35-48-4-6.1)		5	5	16	42	
	Rape (35-42-4-1)		-	6	-	31	
	Robbery (35-42-5-1)		1	27	19	221	
	<b>Level 3 Felony Total</b>			<b>16</b>	<b>85</b>	<b>111</b>	<b>654</b>

Felony Level	Primary Offense	Secondary Offense	Sep-19		This Calendar Year		
			SEX		SEX		
			F	M	F	M	
Level 4 Felony	Aiding, Inducing or Causing an Offense (35-41-2-4)	Burglary (35-43-2-1)	-	2	-	4	
		Dealing Methamphetamine (35-48-4-1.1)	-	-	2	2	
		Possession of Meth (35-48-4-6.1)	-	-	1	-	
			-	4	4	25	
	Arson (35-43-1-1)		-	-	-	1	
	Attempt to Commit a Felony (35-41-5-1)	Burglary (35-43-2-1)	-	-	-	1	
		Conspiracy (35-41-5-2)	-	-	-	1	
		Pharmacy Robbery (35-45-5-1B)	-	-	-	1	
	Battery (35-42-2-1)		-	-	-	1	
	Burglary (35-43-2-1)		5	15	43	245	
	Child Exploitation (35-42-4-4)		-	1	-	5	
	Child Molesting (35-42-4-3)		-	12	1	85	
	Child Solicitation (35-42-4-6)		-	-	-	3	
	Conspiracy (35-41-5-2)	Burglary (35-43-2-1)	-	-	-	1	
		Conspiracy (35-41-5-2)	-	-	-	2	
		Dealing Cocaine or Narcotic Drug (35-48-4-1)	-	-	1	-	
		Dealing Methamphetamine (35-48-4-1.1)	-	-	2	1	
	Dealing Cocaine or Narcotic Drug (35-48-4-1)		1	5	16	56	
	Dealing Methamphetamine (35-48-4-1.1)		3	21	54	161	
	Dealing Sched I, II, or III Cntrld Sub (35-48-4-2)		-	1	5	7	
	Dealing Sched IV Controlled Substance (35-48-4-3)		-	-	-	2	
	Escape 35-44.1-3-4		-	-	-	1	
	Felon in Possession of a Firearm (35-47-4-5)		-	22	5	192	
	Habitual Offender (35-50-2-8)		-	1	-	1	
	Human Sexual Trafficking (35-42-3.5-1)		-	-	-	1	
	Manufacturing Meth (35-48-4-1.2)		-	-	2	4	
	Operating Vehicle Intoxicated/Death (9-30-5-5)		-	1	4	10	
	Pharmacy Robbery (35-42-5-1(b))		-	-	1	1	
	Possession of Cocaine or Narcotic Drug (35-48-4-6)		1	-	4	18	
	Possession of Dangerous Device (35-44.1-3-7)		-	-	-	1	
	Possession of Meth (35-48-4-6.1)		4	9	25	65	
	Promoting Prostitution, under 18 (35-45-4-4)		-	-	1	-	
	Sexual Battery (35-42-4-8)		-	-	-	1	
	Sexual Misconduct with a Minor (35-42-4-9)		-	3	4	35	
	Stalking (35-45-10-5)		-	-	-	2	
	Vicarious Sexual Gratification (35-42-4-5)		-	-	-	1	
	<b>Level 4 Felony Total</b>			<b>14</b>	<b>97</b>	<b>175</b>	<b>936</b>

Felony Level	Primary Offense	Secondary Offense	Sep-19		This Calendar Year	
			SEX		SEX	
			F	M	F	M
Level 5 Felony	Accident/Failure to Stop-Serious Inj/Death (9-26-1-8)		-	-	-	1
		Aiding, Inducing or Causing an Offense (35-41-2-4)			1	-
		Assisting a Criminal (35-44.1-2-5)	-	-	1	3
		Burglary (35-43-2-1)	-	-	1	3
		Dealing Cocaine or Narcotic Drug (35-48-4-1)	-	-	-	1
		Dealing in Methamphetamine (35-48-4-1.1)	-	-	1	1
		Escape (35-44.1-3-4)	-	-	1	-
		Robbery (35-42-5-1)	-	-	-	2
		Trafficking with an Inmate (35-44.1-3-5)	-	-	-	2
	Assisting a Criminal (35-44.1-2-5)		3	1	4	8
	Attempt to Commit a Felony (35-41-5-1)	Battery (35-42-2-1)	-	-	2	5
		Burglary (35-43-2-1)	-	-	-	2
		Dealing in Methamphetamine (35-48-4-1.1)	-	-	-	1
		Fraud on Financial Institution (35-43-5-8)	-	-	1	2
		Kidnapping (35-42-3-2)	-	-	-	1
		Robbery (35-42-5-1)	-	1	-	6
	Auto Theft, Receiving Stolen Parts (35-43-4-2.5)		-	-	-	11
	Battery (35-42-2-1)		-	34	43	266
	Bribery (35-44.1-1-2)		-	-	2	2
	Burglary (35-43-2-1)		2	19	24	242
Child Exploitation (35-42-4-4)		-	3	1	19	



Felony Level	Primary Offense	Secondary Offense	Sep-19		This Calendar Year	
			SEX		SEX	
			F	M	F	M
Level 5 Felony (cont'd)	Child Pornography (35-42-4(C))		-	1	1	4
	Child Possession of a Firearm (35-47-10-5)		-	2	-	8
	Child Seduction (35-42-4-7)		-	-	-	3
	Child Solicitation (35-42-4-6)		-	1	2	17
	Conspiracy (35-41-5-2)	Burglary (35-43-2-1)	-	-	-	1
		Child Exploitation (35-42-4-4)	-	-	-	1
		Criminal Confinement (35-42-3-3)	-	-	1	-
		Dealing Cocaine or Narcotic Drug (35-48-4-1)	-	-	2	2
		Dealing in Methamphetamine (35-48-4-1.1)	-	-	-	2
		Fraud on Financial Institution (35-43-5-8)	-	-	-	1
		Robbery (35-42-5-1)	-	1	-	3
		Trafficking with an Inmate (35-44.1-3-5)	-	-	2	2
	Conversion (35-43-4-3)		-	-	1	-
	Corrupt Business Influence (35-45-6-2)		1	-	5	11
	Criminal Confinement (35-42-3-3)		-	3	-	40
	Criminal Recklessness (35-42-2-2)		-	3	1	28
	Dangerous Control of a Handgun (35-47-10-6)		-	-	-	1
	Dealing Cocaine or Narcotic Drug (35-48-4-1)		1	7	23	73
	Dealing Marijuana, Hash Oil, or Hashish (35-48-4-10)		-	1	-	10
	Dealing Methamphetamine (35-48-4-1.1)		3	17	48	159
	Dealing Sched I, II, or III Cntrl Sub (35-48-4-2)		-	3	3	10
	Dealing Sched IV Cntrl Sub (35-48-4-3)		-	-	1	5
	Dealing in Methamphetamine (35-48-4-1.1)		4	9	38	125
	Dealing/Poss. Look-Alike Subs (35-48-4-4.6)		3	-	7	9
	Disarm/Attempt to Disarm an Officer (35-44.1-3-2)		-	-	-	7
	Domestic Battery (35-42-2-1.3)		2	12	10	122
	Escape (35-44.1-3-4)		1	3	9	36
	Fail to Stop Acc Death (9-26-1-1.1)		-	-	-	9
	Failure to Register as a Sex Offender (11-8-8-17)		-	4	2	70
	Firearm w/in One Mile of School (35-47-2-1)		1	26	15	207
	Fraud on Financial Institution (35-43-5-8)		1	4	14	30
	Incest (35-46-1-3)		-	-	1	-
	Insurance Fraud (35-43-5-4.5)		-	-	1	-
	Intimidation (35-45-2-1)		-	3	3	52
	Involuntary Manslaughter (35-42-1-4)		-	-	-	2
	Kidnapping (35-42-3-2)		-	-	-	3
	Manufacture Destruct Device (35-47.5-5-2)		-	-	-	1
	Neglect of a Dependent/Death (35-46-1-4)		1	-	4	11
	Non-Support of Dependent Child (35-46-1-5)		-	1	2	11
	Obliterating Handgun I.D. (35-47-2-18)		-	1	-	11
	Obstruction of Justice (35-44.1-2-2)		-	-	-	5
	Oper Veh Aft Life Susp (9-30-10-17)		3	17	13	155
	Operating Vehicle Intoxicated-Contrlld Sub (9-30-5-1)		-	-	-	2
		Habitual Offender Controlled Substance (35-50-2-10)	-	-	-	1
	Operating Vehicle Intoxicated/Death (9-30-5-5)		-	1	-	8
	Operating Vehicle Intoxicated/Injury (9-30-5-4)		1	1	1	4
	Possession - Destruct Device (35-47.5-5-2)		-	1	-	2
	Possession of Cocaine or Narcotic Drug (35-48-4-6)		-	5	12	56
	Possession of Dangerous Device (35-44.1-3-7)		-	-	-	2
	Possession of Precursors (35-48-4-14.5)		-	-	1	1
	Possession of Syringes or Needles (16-42-19-18)		1	-	5	5
	Possession/Use of Legend Drug (16-42-19-13)		-	-	2	1
	Prov Gun to Inel Per (35-47-2.5-16)		-	-	-	1
	Reckless Homicide (35-42-1-5)		-	-	2	8
	Resisting Law Enforcement (35-44.1-3-1)		-	-	-	3
	Robbery (35-42-5-1)		3	8	11	110
	Sexual Misconduct with a Minor (35-42-4-9)		1	1	2	36
	Stalking (35-45-10-5)		-	3	1	18
	Strangulation (35-42-2-9)		-	-	-	2
	Theft, Receiving Stolen Property (35-43-4-2)		1	4	7	31
	Trafficking with an Inmate (35-44.1-3-5)		1	-	17	13
	Vicarious Sexual Gratification (35-42-4-5)		-	-	-	1
Level 5 Felony Total			34	201	351	2127

Felony Level	Primary Offense	Secondary Offense	Sep-19		This Calendar Year	
			SEX		SEX	
			F	M	F	M
Level 6 Felony	Aiding in Manufacture of Sch II Cont Subst (35-48-4-2)		-	-	-	1
	Aiding, Inducing or Causing an Offense (35-41-2-4)	Theft, Receiving Stolen Property (35-43-4-2)	-	-	-	1
	Arson (35-43-1-1)		-	-	-	1
	Assisting a Criminal (35-44.1-2-5)		-	-	1	1
	Auto Theft, Receiving Stolen Parts (35-43-4-2.5)		-	1	2	18
	Battery 35-42-2-1		-	1	2	24
	Check Deception (35-43-5-5)		-	-	-	1
	Check Fraud (35-43-5-12)		-	-	1	-
	Conspiracy (35-41-5-2)	Dealing in Sched I,II,III Substance (35-41-5-2)	-	-	-	1
	Controlled Substance Registration (35-48-4-14)		-	-	1	-
	Criminal Confinement (35-42-3-3)		-	-	-	5
	Criminal Confinement (35-42-3-3)		-	3	3	34
	Criminal Gang Activity (35-45-9-3)		-	1	-	1
	Criminal Recklessness (35-42-2-2)		-	2	-	7
	Damage Orig/Spec ID (35-43-6.5-1)		-	-	-	1
	Dealing Marijuana, Hash Oil, or Hashish (35-48-4-10)		-	-	-	3
	Dealing Subs. Represent as Cntrl Subst. (35-48-4-4.5)		-	1	-	2
	Dealing/Poss. Look-Alike Subs (35-48-4-10.5)		-	-	-	3
	Dealing/Poss. Look-Alike Subs (35-48-4-11.5)		-	-	-	6
	Dissemination of Matter Harmful to Minor (35-49-3-3)		-	-	-	2
	Escape 35-44.1-3-4		-	4	16	58
	Fail to Reg Sex Off (11-8-8-17)		-	-	-	5

Felony Level	Primary Offense	Secondary Offense	Sep-19		This Calendar Year	
			SEX		SEX	
			F	M	F	M
Level 6 Felony (cont'd)	Failure to Appear (35-44.1-2-9)		-	-	-	1
	Forgery, Counterfeiting, Application Fraud (35-43-5-2)		-	-	4	18
	Habitual Veh Subst Offender Enhance (9-30-15.5-2)		-	-	1	-
	Identity Deception (35-43-5-3.5)		-	-	1	2
	Insurance Fraud (35-43-5-4.5)		-	-	6	6
	Intimidation (35-45-2-1)		-	3	-	18
	Invasion of Privacy (35-46-1-15.1)		-	1	-	6
	Kidnapping (35-42-3-2)		-	-	-	1
	Leaving the Scene of an Accident(9-26-1-1.1)		-	1	-	1
	Maintain Common Nuisance (35-45-2-1(c))		-	-	4	2
	Maintaining Common Nuisance (35-48-4-13)		-	-	1	7
	Make False Sales Document (35-43-5-16)		-	-	1	-
	Neglect of a Dependent/Death (35-46-1-4)		-	-	4	2
	Non-Support of Dependent Child (35-46-1-5)		-	-	-	6
	Obstruction of Justice (35-44.1-2-2)		-	-	-	2
	Official Misconduct (35-44.1-1-1)		-	1	-	1
	Oper Vehicle-Intox-Prev Conv (9-30-5-3)		-	1	3	11
		Habitual Offender Controlled Substance (35-50-2-10)	-	1	1	6
	Operating Vehicle Intoxicated-Contrld Sub (9-30-5-1)		1	1	1	7
		Habitual Offender (35-50-2-8)	-	-	-	1
		Habitual Offender Controlled Substance (35-50-2-10)	-	2	-	4
	Operating Vehicle Intoxicated-Endanger (9-30-5-2)		-	-	5	15
		Habitual Offender Controlled Substance (35-50-2-10)	-	2	2	7
	Operating Vehicle Intoxicated/Injury (9-30-5-4)		-	2	-	4
		Habitual Offender Controlled Substance (35-50-2-10)	-	-	-	1
	Operating Vehicle-Habitual Violation (9-30-10-16)		-	2	2	12
		Habitual Offender Controlled Substance (35-50-2-10)	-	-	-	1
	Poss Precursors (35-48-4-14.5)		-	-	-	1
	Possession Sched IV Contrld Sub w/in 1,000 ft (35-48-4-7)		-	1	1	1
	Possession of Cocaine or Narcotic Drug (35-48-4-6)		2	3	14	33
	Possession of Marijuana (35-48-4-11)		-	-	-	2
	Possession of Meth(35-48-4-6.1)		2	15	51	117
	Possession of Syringes or Needles (16-42-19-18)		3	4	25	38
	Possession or Use of Legend Drug (16-42-19-13)		-	-	1	4
	Residential Entry (35-43-2-1.5)		-	-	3	18
	Resisting Law Enforc (35-44.1-3-1)		-	3	2	32
	Sexual Battery (35-42-4-8)		-	-	-	1
	Stalking (35-45-10-5)		-	-	-	3
	Strangulation (35-42-2-9)		-	1	1	10
	Synthetic ID Deception (35-43-5-3.8)		1	-	2	1
	Theft, Receiving Stolen Property (35-43-4-2)		1	10	36	95
	Unlawful Entry by Sex Offender (35-42-4-14)		-	-	-	1
Level 6 Felony Total			10	67	198	674

Felony Level	Primary Offense	Secondary Offense	Sep-19		This Calendar Year	
			SEX		SEX	
			F	M	F	M
Murder	Murder (35-42-1-1)		-	6	8	72
		Firearm Enhancement (35-50-2-11)	-	1	-	4
Murder Total			0	7	8	76

Grand Total	Sep-19		This Calendar Year	
	SEX		SEX	
	F	M	F	M
Grand Total	89	540	1015	5476

Note: Offense data may not be available for all offenders at the time this table was prepared.  
Only new commitments and probation violations are reported on this table.  
Parole and Community Transition Program violators are excluded on this table.  
Source: SAS - all.citations\_mso.pgm

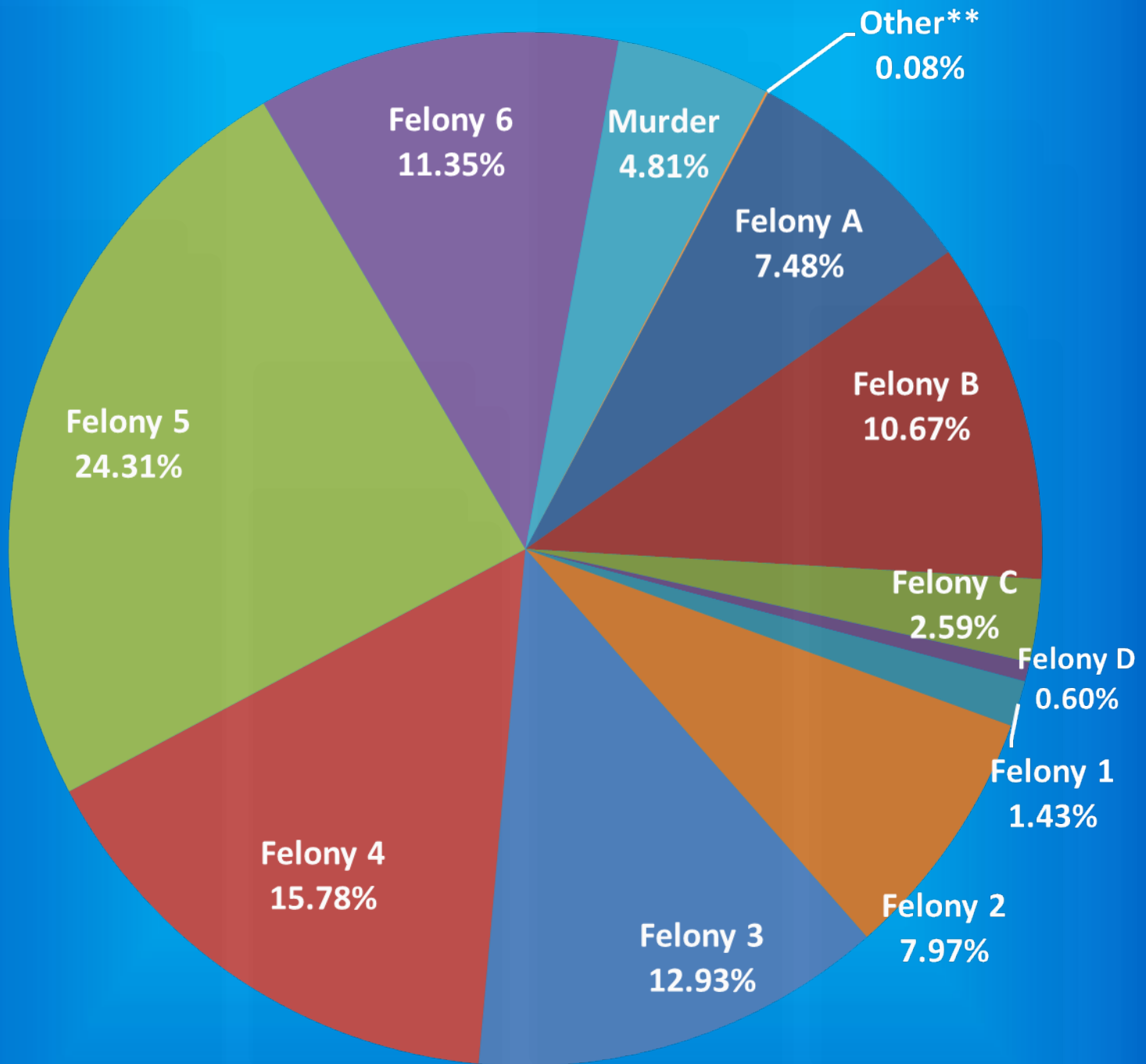
# Indiana Department of Correction

## Graph A

Female Population by Most Serious Offense Felony Level\*

October 01, 2019

N = 2,663



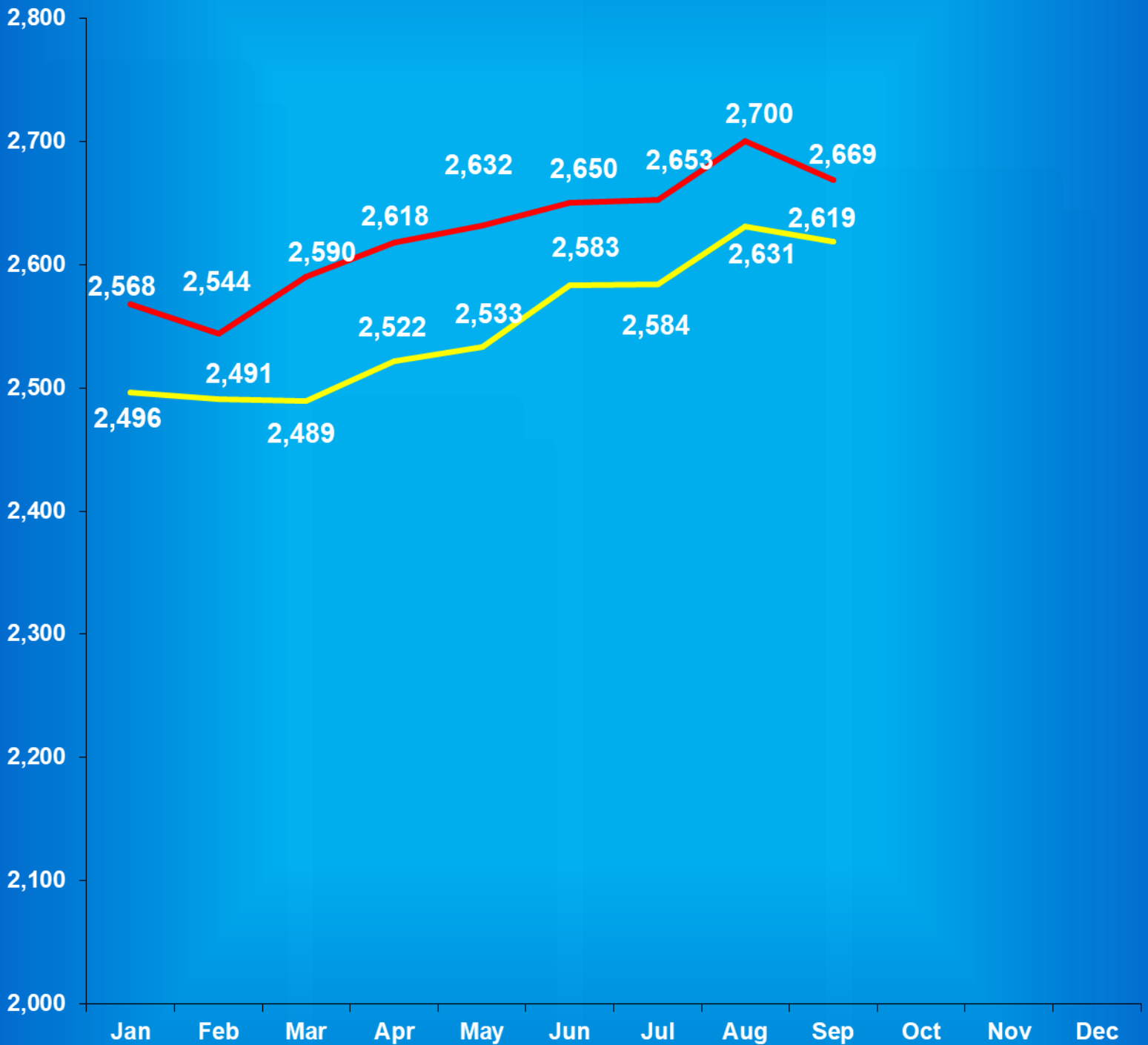
• Includes Offenders Held in County Jails and Contracted Beds

\*\* Other includes Safekeepers, Predispositions, Habitual Offenders, Misdemeanants, and Unknowns

# Indiana Department of Correction

## Graph B

Average Daily Adult Female Offender Populations  
Calendar Year 2019



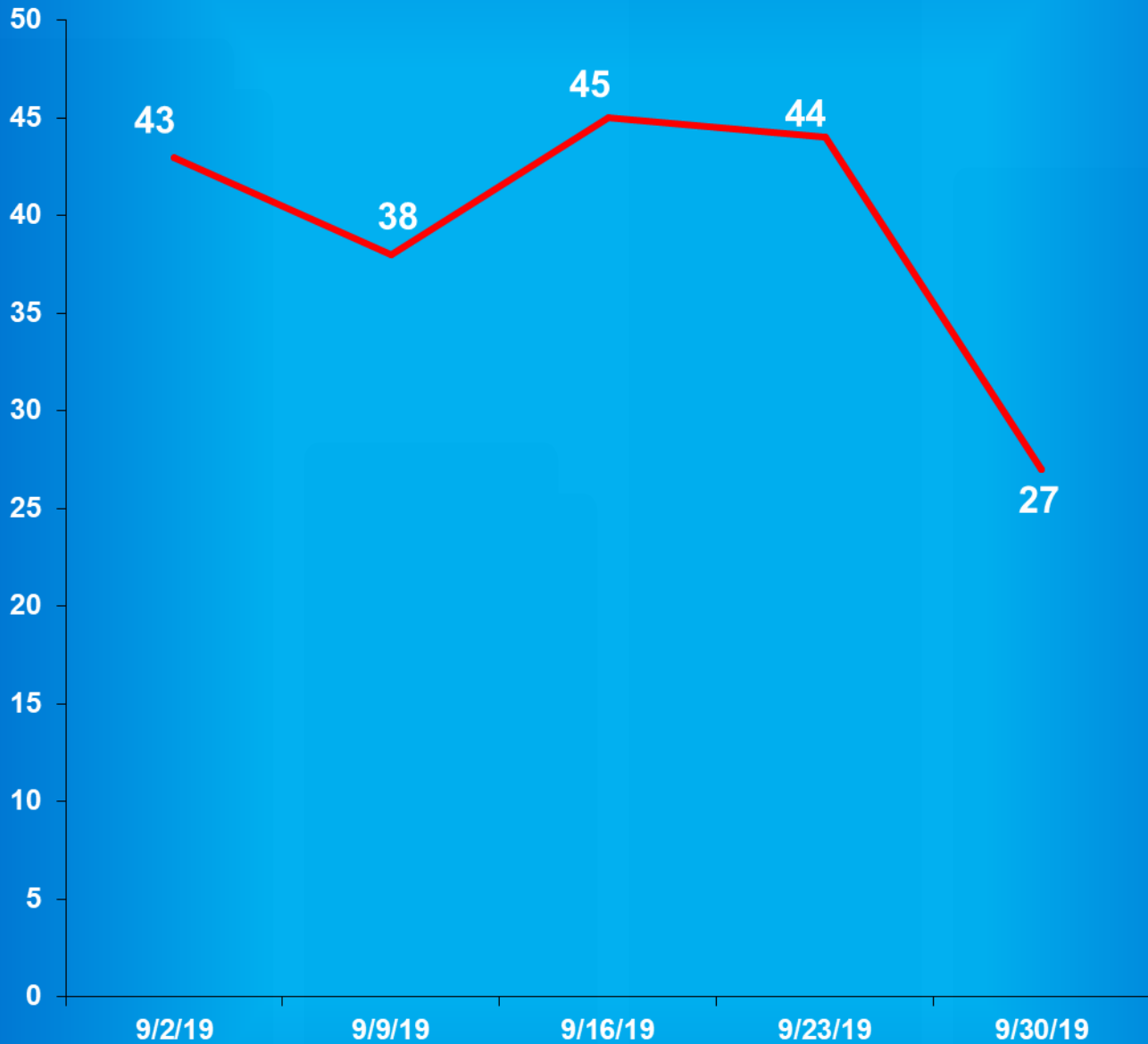
— Includes County Jail/Contract Beds    — Excludes County Jail/Contract Beds

# Indiana Department of Correction

## Graph C

### Adult Females Held in County Jails

September 2019



- Offenders held in county jails are newly sentenced offenders with completed court documents who are awaiting transfer to a DOC facility.

- Jail counts are a dynamic number that are affected by a variety of factors, including; sentencing trends, available DOC beds, and intake process completion.

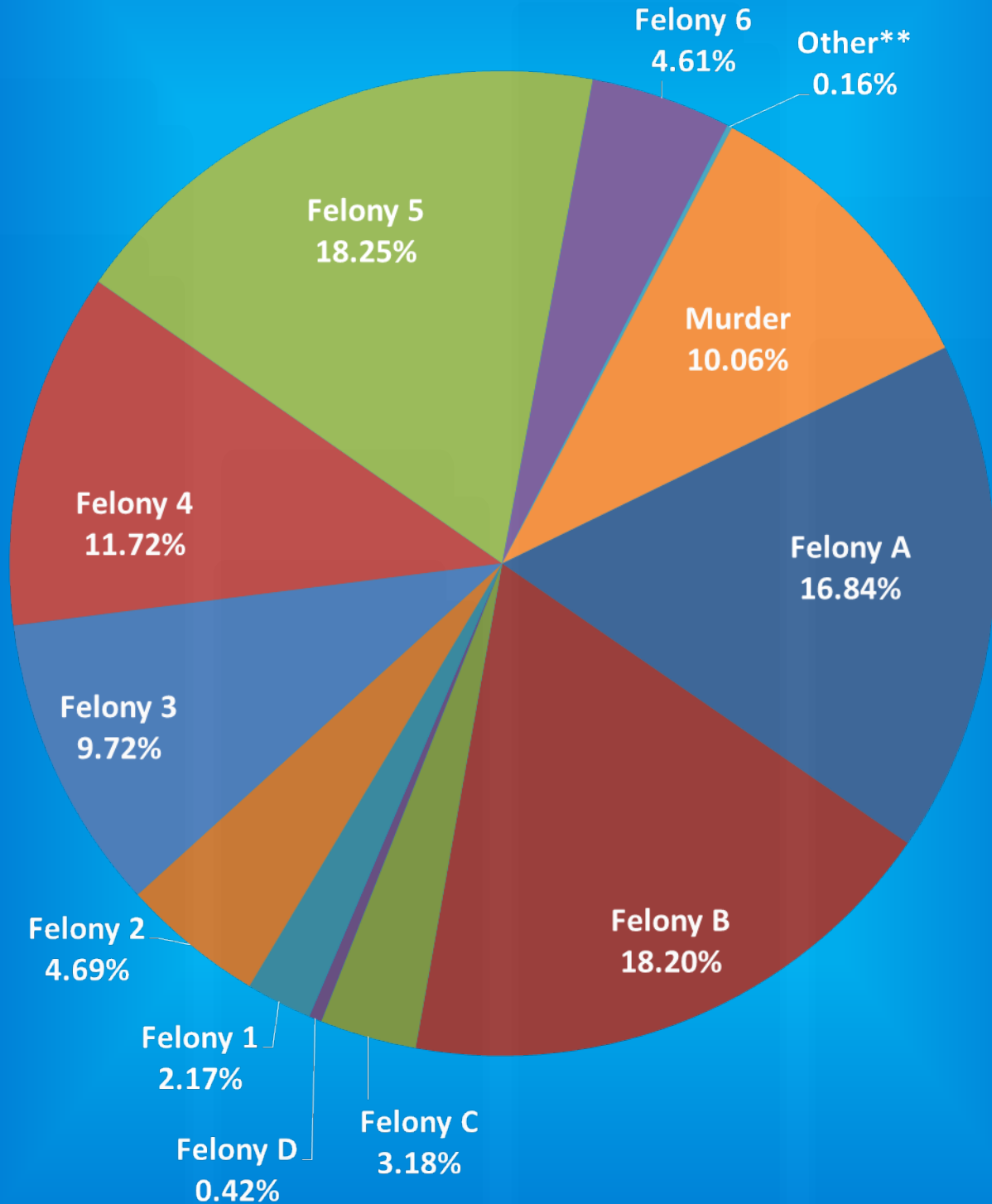
# Indiana Department of Correction

## Graph D

### Male Population by Most Serious Offense Felony Level\*

October 01, 2019

N = 24,606



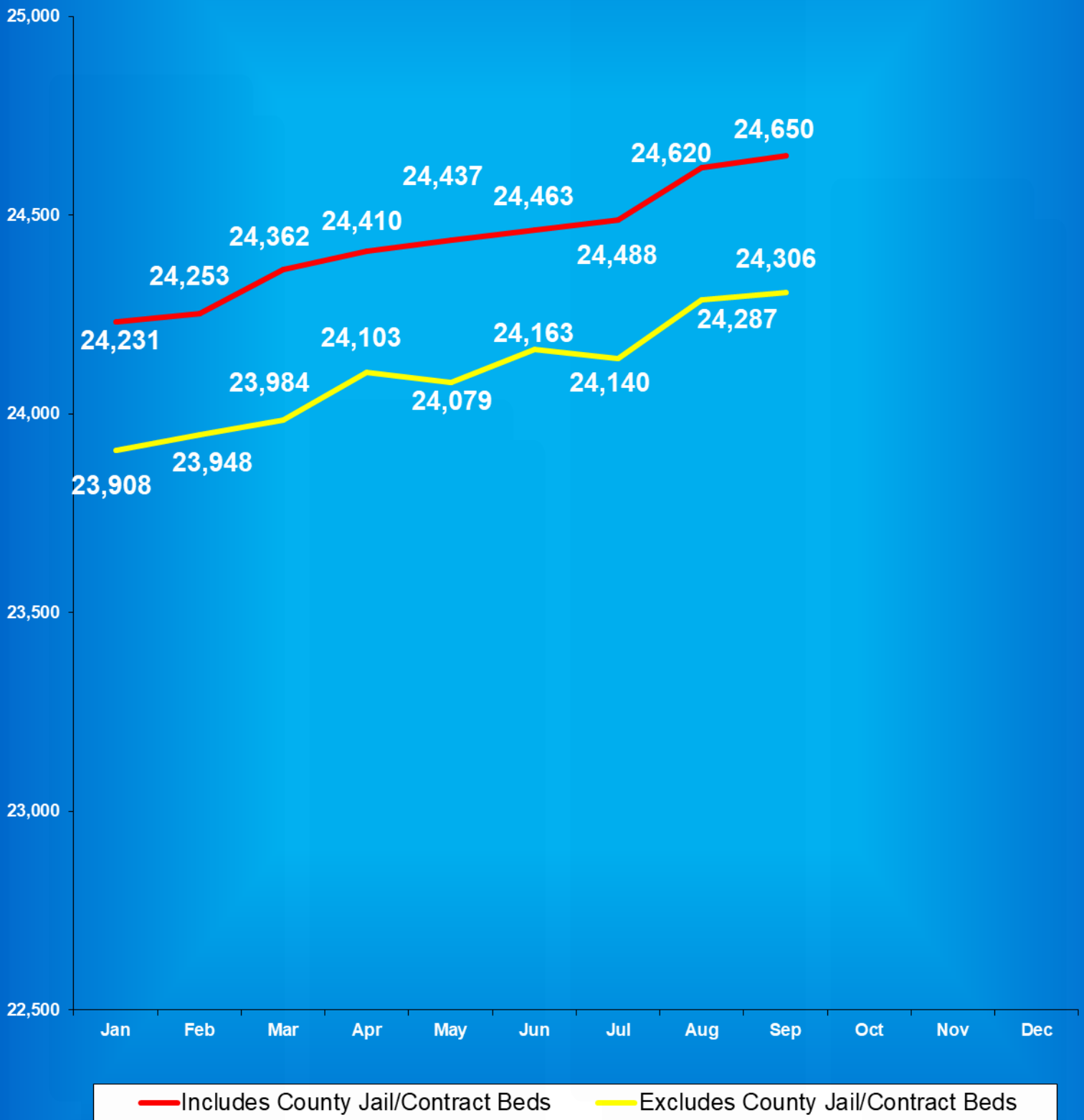
\* Includes Offenders Held in County Jails and Contracted Beds

\*\* Other includes Safekeepers, Predispositions, Habitual Offenders, Misdemeanants, and Unknowns

# Indiana Department of Correction

## Graph E

### Average Daily Adult Male Offender Populations Calendar Year 2019

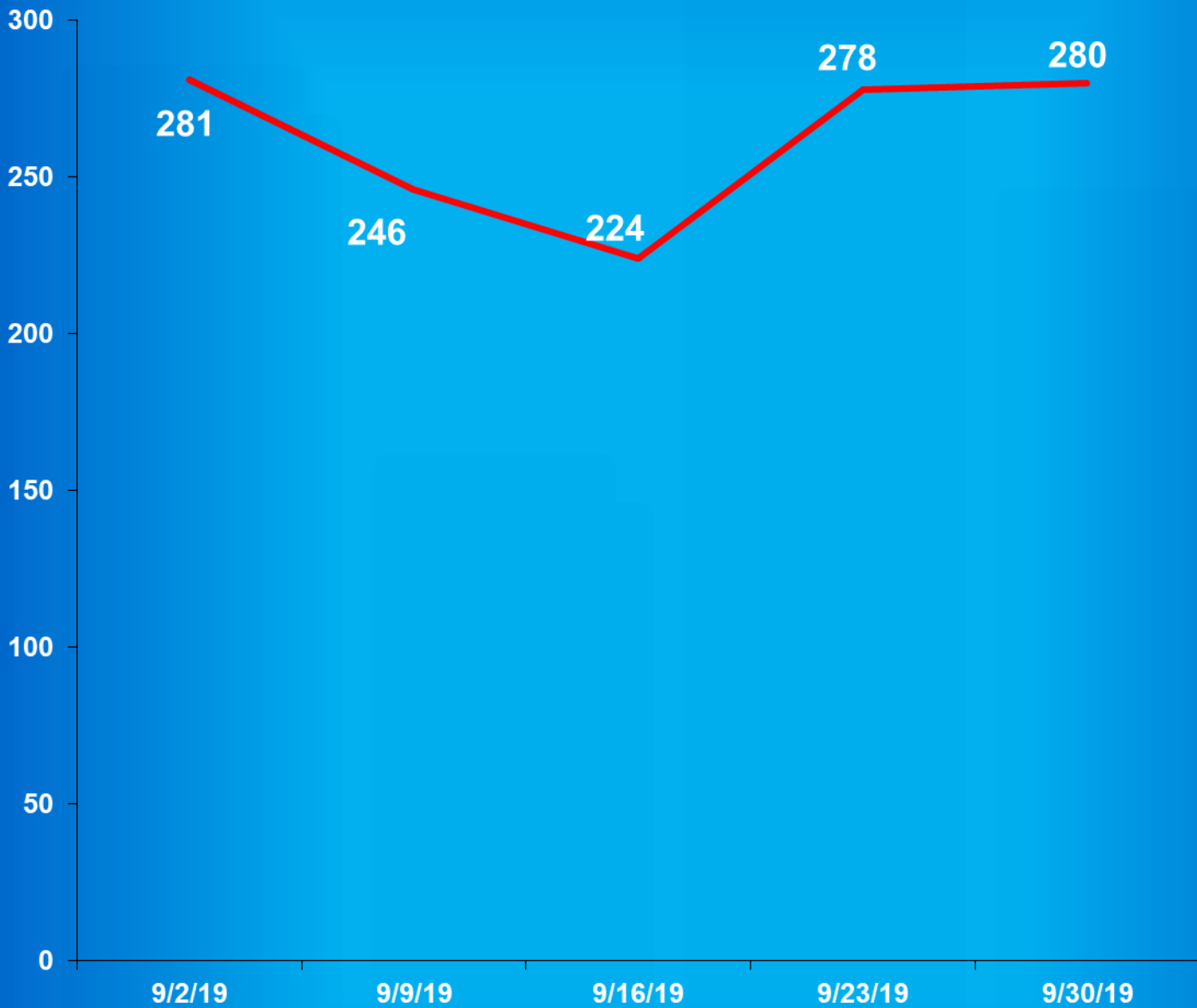


# Indiana Department of Correction

## Graph F

### Adult Males Held in County Jails

September 2019



- Offenders held in county jails are newly sentenced offenders with completed court documents who are awaiting transfer to a DOC facility.

- Jail counts are a dynamic number that are affected by a variety of factors, including; sentencing trends, available DOC beds, and intake process completion.





# Juvenile Offender Statistics



**Indiana Department Of Correction**  
**Table 13**  
**Monthly Facility Admissions and Releases**

**Juvenile Offenders**  
**September 2019**

**Admissions of All Juvenile Males**

<b>New Commitment</b>	<b>Re-Commitment</b>	<b>Parolee Return</b>	<b>Return From Escape</b>	<b>Diagnostics/Walk-Thrus</b>
18	5	1	0	8

**Releases of All Juvenile Males**

<b>Discharge</b>	<b>Parole</b>	<b>Escape</b>	<b>Diagnostics/Walk-Thrus</b>
15	7	0	8

**Admissions of All Juvenile Females**

<b>New Commitment</b>	<b>Re-Commitment</b>	<b>Parolee Return</b>	<b>Return From Escape</b>	<b>Diagnostics/Walk-Thrus</b>
4	0	0	0	2

**Releases of All Juvenile Females**

<b>Discharge</b>	<b>Parole</b>	<b>Escape</b>	<b>Diagnostics/Walk-Thrus</b>
5	0	0	1

Sources:

SAS - mnthadm4\_pgm\_tbl13.pgm

SAS - mnthext4\_pgm\_tbl13.pgm

**Indiana Department of Correction**

**Table 14**

**New Admissions by County of Commitment - Juveniles**

**September 2019**

County	Admission Type			County	Admission Type		
	New Commits	Re Commits	Total		New Commits	Re Commits	Total
Adams	0	0	0	Madison	0	1	1
Allen	1	0	1	Marion	3	0	3
Bartholomew	0	0	0	Marshall	0	0	0
Benton	0	0	0	Martin	0	0	0
Blackford	0	0	0	Miami	0	0	0
Boone	1	0	1	Monroe	0	0	0
Brown	0	0	0	Montgomery	0	0	0
Carroll	0	0	0	Morgan	0	0	0
Cass	2	0	2	Newton	0	0	0
Clark	0	0	0	Noble	1	0	1
Clay	0	0	0	Ohio	0	0	0
Clinton	2	0	2	Orange	0	0	0
Crawford	0	0	0	Owen	0	0	0
Daviess	0	0	0	Parke	0	0	0
Dearborn	0	0	0	Perry	0	0	0
Decatur	0	1	1	Pike	0	0	0
DeKalb	0	0	0	Porter	0	0	0
Delaware	0	0	0	Posey	0	0	0
Dubois	0	0	0	Pulaski	0	0	0
Elkhart	2	0	2	Putnam	0	0	0
Fayette	0	0	0	Randolph	0	0	0
Floyd	0	0	0	Ripley	0	0	0
Fountain	0	0	0	Rush	0	0	0
Franklin	0	0	0	St. Joseph	4	0	4
Fulton	0	0	0	Scott	0	0	0
Gibson	1	0	1	Shelby	0	0	0
Grant	0	0	0	Spencer	0	0	0
Greene	0	0	0	Starke	0	0	0
Hamilton	0	0	0	Steuben	0	0	0
Hancock	0	1	1	Sullivan	0	0	0
Harrison	0	0	0	Switzerland	0	0	0
Hendricks	0	0	0	Tippecanoe	0	0	0
Henry	0	0	0	Tipton	0	0	0
Howard	0	0	0	Union	0	0	0
Huntington	0	0	0	Vanderburgh	0	0	0
Jackson	0	0	0	Vermillion	0	0	0
Jasper	0	0	0	Vigo	1	1	2
Jay	0	1	1	Wabash	0	0	0
Jefferson	0	0	0	Warren	0	0	0
Jennings	0	0	0	Warrick	0	0	0
Johnson	1	0	1	Washington	0	0	0
Knox	0	0	0	Wayne	0	0	0
Kosciusko	0	0	0	Wells	0	0	0
LaGrange	0	0	0	White	0	0	0
Lake	1	0	1	Whitley	0	0	0
LaPorte	1	0	1	Unknown	0	0	0
Lawrence	1	0	1	<b>Totals</b>	<b>22</b>	<b>5</b>	<b>27</b>

This data is based on most serious offense and excludes parole violations.

Source: Mnthadm4\_pgm\_tbl14.pgm

**Indiana Department of Correction**  
**Table 15**  
**Monthly Releases by County of Commitment - Juveniles**

**September 2019**

County	Release Type			County	Release Type		
	Discharge	Parole	Total		Discharge	Parole	Total
Adams	0	0	0	Madison	0	0	0
Allen	2	1	3	Marion	2	0	2
Bartholomew	0	0	0	Marshall	0	1	1
Benton	0	0	0	Martin	0	0	0
Blackford	0	0	0	Miami	0	0	0
Boone	0	0	0	Monroe	0	0	0
Brown	0	0	0	Montgomery	0	1	1
Carroll	0	0	0	Morgan	0	0	0
Cass	0	0	0	Newton	0	0	0
Clark	0	0	0	Noble	0	0	0
Clay	0	0	0	Ohio	0	0	0
Clinton	0	0	0	Orange	0	0	0
Crawford	0	0	0	Owen	0	0	0
Daviess	0	0	0	Parke	0	0	0
Dearborn	0	0	0	Perry	0	0	0
Decatur	0	0	0	Pike	0	0	0
DeKalb	0	0	0	Porter	0	0	0
Delaware	1	0	1	Posey	0	0	0
Dubois	0	0	0	Pulaski	0	0	0
Elkhart	0	2	2	Putnam	0	0	0
Fayette	0	0	0	Randolph	0	0	0
Floyd	0	0	0	Ripley	0	0	0
Fountain	1	0	1	Rush	0	0	0
Franklin	0	0	0	St. Joseph	2	0	2
Fulton	0	0	0	Scott	0	0	0
Gibson	0	0	0	Shelby	0	0	0
Grant	0	0	0	Spencer	0	0	0
Greene	1	0	1	Starke	0	0	0
Hamilton	2	0	2	Steuben	1	0	1
Hancock	0	0	0	Sullivan	0	0	0
Harrison	0	0	0	Switzerland	0	0	0
Hendricks	1	0	1	Tippecanoe	0	0	0
Henry	0	0	0	Tipton	0	0	0
Howard	0	1	1	Union	0	0	0
Huntington	0	0	0	Vanderburgh	3	1	4
Jackson	0	0	0	Vermillion	0	0	0
Jasper	0	0	0	Vigo	0	0	0
Jay	0	0	0	Wabash	0	0	0
Jefferson	0	0	0	Warren	0	0	0
Jennings	0	0	0	Warrick	0	0	0
Johnson	0	0	0	Washington	0	0	0
Knox	1	0	1	Wayne	0	0	0
Kosciusko	0	0	0	Wells	1	0	1
LaGrange	0	0	0	White	0	0	0
Lake	1	0	1	Whitley	0	0	0
LaPorte	0	0	0	Unknown	1	0	1
Lawrence	0	0	0	<b>Totals</b>	<b>20</b>	<b>7</b>	<b>27</b>

Some discharges may be releases to County Probation - data is unable to be separated.

Diagnostics and Escapes are excluded.

Source: Mnthext4\_pgm\_tbl15.pgm

*Indiana Department of Correction*  
**Table 16**  
**Total Number of Committing Offenses for Juveniles**  
**Committed to the Indiana Department of Correction**  
**September 2019**

OFFENSE (Citation Code)	NUMBER OF OFFENSES			
	This Month		This Calendar Year	
LEVEL I	Female	Male	Female	Male
Aggravated Battery (35-42-2-1.5)	0	0	0	1
Arson (35-43-1-1)	0	0	0	6
Battery (35-42-2-1)	0	0	5	14
Battery by Bodily Waste (35-42-2-6)	0	0	0	1
Burglary (35-43-2-1)	0	2	2	16
CHILD EXPLOITATION	0	1	0	1
Carjacking (35-42-5-2)	0	0	0	0
Carrying Handgun w/o License (35-47-2-1)	0	1	0	5
Changing, Altering, Removing, Obliterating ID of Handgun (35-47-2-18)	0	0	0	1
Child Exploitation (35-42-4-4)	0	0	0	2
Child Molesting (35-42-4-3)	0	2	1	14
Child Seduction (35-42-4-7)	0	0	0	0
Child Selling (35-46-1-4)	0	0	0	0
Child Solicitation (35-42-4-6)	0	0	0	0
Child in Possession of Handgun (35-47-10-5)	0	0	0	4
Consumer Product Tampering (35-45-8-3)	0	0	0	0
Criminal Confinement (35-42-3-3)	0	0	0	4
Criminal Deviate Conduct (35-42-4-2)	0	0	0	0
Criminal Gang Intimidation (35-45-9-4)	0	0	0	0
Criminal Gang Recruitment	0	0	0	0
Criminal Recklessness (35-42-2-2)	0	0	0	6
Dangerous Possesion of a Firearm (35-47-10-5)	0	4	0	25
Dealing in a Sawed-Off Shotgun (35-47-5-4.1)	0	0	0	0
Distribution of a Destructive Device (IC 35-47.5-5-5)	0	0	0	0
Domestic Battery (35-42-2-1.3)	0	4	3	7
Driving While Intoxicated Resulting in Death (9-30-5-5)	0	0	0	0
False Application for Handgun (35-47-2-8)	0	0	0	0
False, Altering Handgun License (35-47-2-22)	0	0	0	0
Feticide (35-42-1-6)	0	0	0	0
Handgun, False ID (35-47-2-17)	0	0	0	0
Incest (35-46-1-3)	0	0	0	0
Interference with Custody (35-42-3-4)	0	0	0	0
Intimidation (35-45-2-1)	0	0	0	0
Involuntary Manslaughter (35-42-1-4)	0	0	0	0
Kidnapping (35-42-3-2)	0	0	0	1
Murder (35-42-1-1)	0	0	1	2
Neglect of a Dependent (35-46-1-4)	0	0	0	0
Operation of a Machine Gun/Hurling a Bomb (35-47-5-9)	0	0	0	0
Overpass Mischief (35-42-2-5)	0	0	0	0
Pointing a Firearm (35-47-4-3)	0	0	0	2
Possession of Firearm on School Property (35-47-9-2)	0	0	0	1
Possession of a Machine Gun or Bomb (35-47-5-9)	0	0	0	0
Rape (35-42-4-1)	0	0	0	5
Reckless Homicide (35-42-1-5)	0	0	0	2
Resisting Law Enforcement (35-44-3-3)	0	0	0	0
Robbery (35-42-5-1)	0	2	4	36
Sell, Manufacture, Possess, Purchase Explosive (35-47-5-1)	0	0	0	0
Sell, Transfer, HIV Blood (35-42-1-7)	0	0	0	0
Selling, Transferring, Giving Handgun to Under 18 (35-47-2-7)	0	0	0	0
Sexual Battery (35-42-4-8)	0	0	0	4

**LEVEL I (cont'd)**

**NUMBER OF OFFENSES**

	This Month		This Calendar Year	
	Female	Male	Female	Male
Sexual Misconduct (35-44-1-5)	0	0	0	0
Sexual Misconduct with a Minor (35-42-4-9)	0	0	0	0
Stalking (35-45-10-5)	0	0	0	0
Strangulation (35-42-2-9)	0	0	0	1
Unlawful Delivery of Confiscated Firearm (35-47-3-4)	0	0	0	0
Unlawful Use of Body Armor (35-47-5-13)	0	0	0	0
Unlawful Use of Stun Gun (35-47-8-5)	0	0	0	0
Vicarious Sexual Gratification (35-42-4-5)	0	0	0	0
Voluntary Manslaughter (35-42-1-3)	0	0	0	0
<b>Sub-Total</b>	<b>0</b>	<b>16</b>	<b>16</b>	<b>161</b>

**LEVEL II**

Assisting a Criminal (35-44-3-2)	0	0	0	0
Chinese Throwing Star (35-47-5-12)	0	0	0	0
Criminal Gang Activity (35-45-9-3)	0	0	0	0
Criminal Recklessness (35-42-2-2)	0	0	0	0
Dealing Anabolic Steroid (16-42-19-27)	0	0	0	0
Dealing Methamphetamine (35-48-4-1.1)	0	0	0	0
Dealing in Cocaine or Narcotic Drug (35-48-4-1)	0	0	0	0
Dealing in Marijuana, Hash Oil, or Hashish (35-48-4-10)	0	0	0	2
Dealing in a Schedule I, II, or III Controlled Substance (35-48-4-2)	0	0	1	0
Dealing in a Schedule IV Controlled Substance (35-48-4-3)	0	0	0	0
Dealing in a Schedule V Controlled Substance (35-48-4-4)	0	0	0	0
Dealing in a Substance Represented to be a Controlled Substance (35-48-4-4.5)	0	0	0	0
Delivery of Weapon to Intoxicated Person (35-47-4-1)	0	0	0	0
Disarming Law Enforcement Officer (35-44.1-3-2)	0	0	0	0
Escape/Failure to Return to Lawful Detention (35-44-3-5)	1	1	5	2
Inmate w/ Deadly Weapon (35-44.1-3-7)	0	0	0	0
Interference with Custody (35-42-3-4)	0	0	0	0
Intimidation (35-45-2-1)	1	0	1	15
Knife with Automatic Blade (35-47-5-2)	0	0	0	0
Loan Sharking (35-45-7-2)	0	0	0	0
Maintaining a Common Nuisance (35-48-4-13)	0	0	0	0
Making loan secured by mortgage, deposit or pledge of handgun (35-47-4-2)	0	0	0	0
Manufacture, Distribution, Possession of a Substance Represented to be a Controlled Substance (35-48-4-4)	0	0	0	0
Neglect of a Dependent (35-46-1-4)	0	0	0	0
Poss Precursors w/ Intent to Manufacture Etc. (35-48-4-14.5)	0	0	0	0
Possession of a Controlled Substance (35-48-4-7)	0	0	0	0
Possession of a Knife on School Property (35-47-5-2.5)	0	0	1	1
Promoting Prostitution (35-45-4-4)	0	0	0	0
Purchase, Possession or Sale of Stun Gun (35-47-8-5)	0	0	0	0
Resisting Law Enforcement (35-44-3-3)	0	1	2	14
Rioting with a Deadly Weapon (35-45-1-2)	0	0	0	0
Sale, Possession, Use of Legend Drug (16-42-19-27)	0	0	0	0
Sexual Misconduct with a Minor (35-42-4-9)	0	0	0	0
Stalking (35-45-10-5)	0	0	0	0
Trafficking with an Inmate (35-44-3-9)	0	0	0	0
Use of Stun Gun in Commission of a Crime (35-47-8-5)	0	0	0	0
<b>Sub-Total</b>	<b>2</b>	<b>2</b>	<b>10</b>	<b>34</b>

**LEVEL III**

Accident /Failure to Stop (9-26-1-8)	0	0	0	0
Accident, Property Damage with Injury (9-26-1-8)	0	0	0	1
Altering or Damaging Computer (35-43-1-4)	0	0	0	0
Auto Theft, Receiving Stolen Parts (35-43-4-2.5)	1	4	3	19
Battery (35-42-2-1)	0	0	5	25
Battery by Bodily Waste (35-42-2-6)	0	1	0	1
Bestiality	0	0	0	0
Bribery (35-44-1-1)	0	0	0	0

LEVEL III (cont'd)	NUMBER OF OFFENSES			
	This Month		This Calendar Year	
	Female	Male	Female	Male
Burglary (35-43-2-1)	0	0	0	0
Check Deception (35-43-5-5)	0	0	0	0
Check Fraud (35-43-5-12)	0	0	0	0
Child Exploitation (35-42-4-4)	0	0	0	0
Controlled Substance Registration (35-48-4-14)	0	0	0	0
Conversion (35-43-4-3)	0	0	1	1
Criminal Mischief (35-43-1-2)	0	2	2	23
Criminal Recklessness (35-42-2-2)	0	0	0	0
Criminal Trespass (35-43-2-2)	0	0	0	5
Dealing in Altered Property (35-43-4-2.3)	0	0	0	0
Dealing in Marijuana, Hash Oil, or Hashish (35-48-4-10)	0	0	0	0
Dealing in Paraphernalia (35-48-4-8.5)	0	0	0	0
Dealing in a Schedule IV Controlled Substance (35-48-4-3)	0	0	0	0
Distribution of Material Harmful to Minor (35-49-3-3)	0	0	0	0
Escape/Failure to Return to Lawful Detention (35-44-3-5)	2	5	4	27
Failure to Appear (35-44-3-6)	0	0	0	0
False Reporting (35-44-2-2)	0	0	0	0
Forgery (35-43-5-2)	0	0	0	0
Fraud (35-43-5-4)	0	1	1	4
Fraud on Financial Institution (35-45-5-8)	0	0	0	0
Home Improvement Fraud (35-43-6-13)	0	0	0	0
Identity Deception (35-43-5-3.5)	0	0	0	0
Interference with Custody (35-42-3-4)	0	0	0	0
Interference with Reporting Crime (35-42-2-5)	0	0	0	0
Invasion of Privacy (35-46-1-15.1)	0	0	0	1
Kill Domestic Animal	0	0	0	0
Manufacture of Paraphernalia (35-48-4-8.1)	0	0	0	0
Nonsupport of Child (35-46-1-5)	0	0	0	0
Nonsupport of Spouse (35-46-1-6)	0	0	0	0
Obscene Performance (35-49-3-1)	0	0	0	0
Obstructing Fireman (35-44-3-8)	0	0	0	0
Obstructing Traffic (35-42-2-4)	0	0	0	0
Obstruction of Justice (35-44-3-4)	0	0	0	0
Operating Vehicle After Lifetime Forfeiture (9-30-10-17)	0	0	0	0
Operating Vehicle While Intoxicated (9-30-5-4)	0	0	0	0
Operating Vehicle While Intoxicated with Prior (9-30-5-3)	0	0	0	0
Patronizing a Prostitute (35-45-4-3)	0	0	0	0
Perjury (35-44-2-1)	0	0	0	0
Possession of Cocaine or Narcotic Drug (35-48-4-6)	0	0	0	1
Possession of Marijuana, Hash Oil, or Hashish (35-48-4-11)	0	0	0	0
Possession of Methamphetamines (35-48-4-6.1)	0	0	1	2
Possession of Paraphernalia (35-48-4-8.3)	0	0	0	0
Possession of a Controlled Substance (35-48-4-7)	0	0	0	2
Possession of a Syringe (16-42-19-18)	0	0	0	0
Possession/Use of Legend Drug (16-42-19-13)	0	0	0	0
Professional Gambling (35-45-5-3)	0	0	0	0
Profiting from Adoption (35-46-1-9)	0	0	0	0
Promoting Professional Gambling (35-45-5-4)	0	0	0	0
Promoting Prostitution (35-45-4-4)	0	0	0	0
Prostitution (35-45-4-2)	0	0	0	0
Public Indecency (35-45-4-1)	0	0	0	0
Public Nudity (35-45-4-1.5)	0	0	0	0
Railroad Mischief (35-42-2-5.5)	0	0	0	0
Receiving Stolen Auto Parts (35-43-4-2.5)	0	0	0	1
Receiving Stolen Property (35-43-4-2)	0	0	0	0
Residential Entry (35-43-2-1.5)	0	0	0	3
Resisting Law Enforcement (35-44-3-3)	1	3	4	17
Rioting (35-45-1-2)	0	0	0	0
Sale, Possession, Use of Legend Drug (16-42-19-27)	0	0	0	0

LEVEL III (cont'd)	NUMBER OF OFFENSES			
	This Month		This Calendar Year	
	Female	Male	Female	Male
Selling, Distributing, Exhibiting Obscene Material (35-49-3-1)	0	0	0	0
Stalking (35-45-10-5)	0	0	0	0
Synthetic Drug (35-48-4-11.5)	0	0	0	0
THEFT/RSP/>\$100,000	0	0	0	1
TRAFFIC W/INMATE	0	0	1	0
Theft (35-43-4-2)	1	7	9	41
Torture or Mutilation of Animal (35-46-3-12)	0	0	0	0
Trafficking with an Inmate (35-44-3-9)	0	0	0	0
Unauthorized Possession of Prescription Form (35-48-4-14)	0	0	0	0
Unlawful Entry of Motor Vehicle (35-43-4-2.7)	0	0	0	0
Voyeurism (35-45-4-5)	0	0	0	0
Welfare Fraud (35-43-5-7)	0	0	0	0
<b>Sub-Total</b>	<b>5</b>	<b>23</b>	<b>31</b>	<b>175</b>

#### LEVEL IV

Absence From Home Detention (35-38-2.5-10)	0	0	0	0
Accident/Failure to Stop (9-26-1-8)	0	0	0	1
Alcohol Violation (31-37-2-6)	0	0	0	0
Animal Cruelty (35-46-3-12)	0	0	0	0
Assisting a Criminal (35-44-3-2)	0	0	0	0
Beats Vertebrate Animal (35-46-3-12)	0	0	0	0
Check Deception (35-43-5-5)	0	0	0	0
Common Nuisance (35-48-4-13)	0	1	0	1
Computer Trespassing (35-43-2-3)	0	0	0	0
Counterfeiting Auto Registration (9-18-2-42)	0	0	0	0
Counterfeiting a Driver's License (9-24-18-7)	0	0	0	0
Curfew Violation (31-37-2-5)	0	0	0	0
Deception (35-43-5-3)	0	0	0	0
Deer Outside Hours (14-22-6-1)	0	0	0	0
Deer w/ Illegal Device (14-22-6-1)	0	0	0	0
Disorderly Conduct (35-45-1-3)	1	1	2	7
Dissemination of Material Harmful to Minor (35-49-3-3)	0	0	0	0
Driving While Intoxicated (9-11-2-3)	0	0	0	0
Driving with Suspended License (9-24-19-2)	0	0	0	0
Exploitation of Dependent/Endangered Adult (35-46-1-12)	0	0	0	0
Failure to Appear (35-44-3-6)	0	0	0	0
Failure to Disclose Recruitment (35-46-4-4)	0	0	0	0
Failure to Respond to Summons (35-44-3-6.5)	0	0	0	0
False Auto Registration (9-18-2-44)	0	0	0	0
False Identity Statement (35-44-2-6)	0	0	0	0
False Informing (35-44-2-2)	0	0	0	3
Flag Desecration (35-45-1-4)	0	0	0	0
Glue Sniffing (35-46-6-2)	0	0	0	0
Habitual Disobedience of Parent, Guardian, or Custodian (Incorrigible) (31-37-2-4)	0	0	0	0
Harassment (35-45-2-2)	0	0	0	0
Home Improvement Fraud (35-43-6-12)	0	0	0	0
Illegal Consumption of Alcohol (7.1-5-7-7)	0	0	1	1
Illegal Possession of Alcohol (7.1-5-7-7)	0	0	1	0
Impairment of ID Number (35-43-7-4)	0	0	0	0
Interference with Custody (35-42-3-4)	0	0	0	0
Interfering with Law Enforcement Animal (35-46-3-11)	0	0	0	0
Invasion of Privacy (35-46-1-15.1)	0	0	0	0
Leaving Home w/o Permission of Parent, Guardian or Custodian (Runaway) (31-37-2-2)	2	1	3	3
Maintaining a Common Nuisance (35-48-4-13)	0	0	0	0
Nitrous Oxide Distribution (35-46-6-3)	0	0	0	0
Obscene Performance (35-49-3-1)	0	0	0	0
Obstructing Medical Emergency (35-44-3-8.5)	0	0	0	0
Obstructing Traffic (35-42-2-4)	0	0	0	0
Official Misconduct (35-44.1-1-1)	0	0	0	0
Operating Vehicle While Intoxicated (9-30-5-2)	0	0	0	0



LEVEL IV (cont'd)	NUMBER OF OFFENSES			
	This Month		This Calendar Year	
	Female	Male	Female	Male
Operating Vehicle While Intoxicated/Cntrld Sub (9-30-5-1)	0	0	0	0
Operating Vehicle w/o License (9-24-18-1)	1	0	3	5
Operating Vehicle w/o Proof of Financial (9-25-8-2)	0	0	0	0
Operating Vehicle w/o Registration/Plates (9-18-2-43)	0	0	0	0
POSS/PUR/ACC TOBACCO	0	0	0	1
Possession of Device/Interfere Test (35-43-5-18)	0	0	0	0
Possession of Marijuana, Hash Oil, or Hashish (35-48-4-11)	0	2	3	18
Possession of Paraphernalia (35-48-4-8.3)	0	0	0	5
Possession of Substance Represented to be a Controlled Substance (35-48-4-4.6)	0	0	0	0
Possession, Purchase, Accepting Tobacco (35-46-1-10.5)	0	0	0	0
Probation Violation	0	10	0	87
Public Intoxication (7-1-5-1-3)	0	0	0	1
Receiving Unidentified Property (35-43-7-5)	0	0	0	0
Reckless Driving (9-21-8-52)	1	0	1	0
Refusal to Aid Officer (35-44-3-7)	0	0	0	0
Refusal to Identify Self (34-28-5-3.5)	0	0	0	0
Selling, Distributing, Exhibiting Obscene Material (35-49-3-1)	0	0	0	0
Synthetic Drug (35-48-4-11.5)	0	0	0	0
Taking Deer/Turkey (14-22-6-1)	0	0	0	0
Tattooing a Minor (35-42-2-7)	0	0	0	0
Torture, Kill, Mutilate an Animal (35-46-3-12)	0	0	0	0
UNAUTH USE OF RR R/W	0	0	0	1
Unauthorized Possession of Prescription (35-48-4-14)	0	0	0	0
Unlawful Entry of Motor Vehicle (35-43-4-2.7)	1	2	1	10
Unlawful Gambling (35-45-5-2)	0	0	0	0
Unlawful Use of Railroad Right of Way (8-3-15-3)	0	0	0	0
Vending Machine Vandalism (35-43-4-7)	0	0	0	0
Violation Home Detention	0	0	0	0
Violation Suspended Commitment to DOC	1	0	5	0
Violation of Compulsory School Attendance Law (Truancy) (31-37-2-3)	0	0	1	1
Voyeurism (35-45-4-5)	0	0	0	0
Welfare Fraud (35-45-5-7)	0	0	0	0
<b>Sub-Total</b>	<b>7</b>	<b>17</b>	<b>21</b>	<b>145</b>
<b>GRAND TOTAL NUMBER OF OFFENSES</b>	<b>14</b>	<b>58</b>	<b>78</b>	<b>515</b>

**Indiana Department of Correction**  
**Table 17**  
**Number of Juvenile Offenders by Most Serious Offense**  
**Committed to the Indiana Department of Correction**

**September 2019**

MOST SERIOUS OFFENSE (Citation Code)	NUMBER OF JUVENILES			
	This Month		This Calendar Year	
	Female	Male	Female	Male
<b>LEVEL I</b>				
ARSON/>250<\$5000	0	0	0	1
Aggravated Battery (35-42-2-1.5)	0	0	0	1
Arson (35-43-1-1)	0	0	0	1
Battery (35-42-2-1)	0	0	6	14
Battery by Bodily Waste (35-42-2-6)	0	0	0	1
Burglary (35-43-2-1)	0	2	1	21
Carjacking (35-42-5-2)	0	0	0	0
Carrying Handgun w/o License (35-47-2-1)	0	1	0	4
Changing, Altering, Removing, Obliterating ID of Handgun (35-47-2-18)	0	0	0	1
Child Exploitation (35-42-4-4)	0	0	0	1
Child Molesting (35-42-4-3)	0	2	1	13
Child Seduction (35-42-4-7)	0	0	0	0
Child Selling (35-46-1-4)	0	0	0	0
Child Solicitation (35-42-4-6)	0	0	0	0
Child in Possession of Handgun (35-47-10-5)	0	0	0	1
Consumer Product Tampering (35-45-8-3)	0	0	0	0
Criminal Confinement (35-42-3-3)	0	0	0	1
Criminal Deviate Conduct (35-42-4-2)	0	0	0	0
Criminal Gang Intimidation (35-45-9-4)	0	0	0	0
Criminal Gang Recruitment	0	0	0	0
Criminal Recklessness (35-42-2-2)	0	0	0	5
Dangerous Possession of a Firearm (35-47-10-5)	0	3	0	17
Dealing in a Sawed-Off Shotgun (35-47-5-4.1)	0	0	0	0
Distribution of a Destructive Device (IC 35-47.5-5-5)	0	0	0	0
Domestic Battery (35-42-2-1.3)	0	2	2	8
Driving While Intoxicated Resulting in Death (9-30-5-5)	0	0	0	0
False Application for Handgun (35-47-2-8)	0	0	0	0
False, Altering Handgun License (35-47-2-22)	0	0	0	0
Feticide (35-42-1-6)	0	0	0	0
Handgun, False ID (35-47-2-17)	0	0	0	0
Incest (35-46-1-3)	0	0	0	0
Interference with Custody (35-42-3-4)	0	0	0	0
Intimidation (35-45-2-1)	0	0	0	0
Involuntary Manslaughter (35-42-1-4)	0	0	0	0
Kidnapping (35-42-3-2)	0	0	0	0
Murder (35-42-1-1)	0	0	0	2
Neglect of a Dependent (35-46-1-4)	0	0	0	0
Operation of a Machine Gun/Hurling a Bomb (35-47-5-9)	0	0	0	0
Overpass Mischief (35-42-2-5)	0	0	0	0
Pointing a Firearm (35-47-4-3)	0	0	0	1
Possession of Firearm on School Property (35-47-9-2)	0	0	0	1
Possession of a Machine Gun or Bomb (35-47-5-9)	0	0	0	0
Rape (35-42-4-1)	0	0	0	5
Reckless Homicide (35-42-1-5)	0	0	0	1
Resisting Law Enforcement (35-44-3-3)	0	0	0	0
Robbery (35-42-5-1)	0	2	4	26
Sell, Manufacture, Possess, Purchase Explosive (35-47-5-1)	0	0	0	0
Sell, Transfer, HIV Blood (35-42-1-7)	0	0	0	0
Selling, Transferring, Giving Handgun to Under 18 (35-47-2-7)	0	0	0	0
Sexual Battery (35-42-4-8)	0	0	0	2
Sexual Misconduct (35-44-1-5)	0	0	0	0

**NUMBER OF JUVENILES**

<b>LEVEL I (cont'd)</b>	<b>This Month</b>		<b>This Calendar Year</b>	
	<b>Female</b>	<b>Male</b>	<b>Female</b>	<b>Male</b>
Sexual Misconduct with a Minor (35-42-4-9)	0	0	0	0
Stalking (35-45-10-5)	0	0	0	0
Strangulation (35-42-2-9)	0	0	0	0
Unlawful Delivery of Confiscated Firearm (35-47-3-4)	0	0	0	0
Unlawful Use of Body Armor (35-47-5-13)	0	0	0	0
Unlawful Use of Stun Gun (35-47-8-5)	0	0	0	0
Vicarious Sexual Gratification (35-42-4-5)	0	0	0	0
Voluntary Manslaughter (35-42-1-3)	0	0	0	0
<b>Sub-Total</b>	<b>0</b>	<b>12</b>	<b>14</b>	<b>128</b>

**LEVEL II**

Assisting a Criminal (35-44-3-2)	0	0	0	0
Chinese Throwing Star (35-47-5-12)	0	0	0	0
Criminal Gang Activity (35-45-9-3)	0	0	0	0
Criminal Recklessness (35-42-2-2)	0	0	0	0
Dealing Anabolic Steroid (16-42-19-27)	0	0	0	0
Dealing Methamphetamine (35-48-4-1.1)	0	0	0	0
Dealing in Cocaine or Narcotic Drug (35-48-4-1)	0	0	0	0
Dealing in Marijuana, Hash Oil, or Hashish (35-48-4-10)	0	0	0	1
Dealing in a Schedule I, II, or III Controlled Substance (35-48-4-2)	0	0	1	0
Dealing in a Schedule IV Controlled Substance (35-48-4-3)	0	0	0	1
Dealing in a Schedule V Controlled Substance (35-48-4-4)	0	0	0	0
Dealing in a Substance Represented to be a Controlled Substance (35-48-4-4.5)	0	0	0	0
Delivery of Weapon to Intoxicated Person (35-47-4-1)	0	0	0	0
Disarming Law Enforcement Officer (35-44.1-3-2)	0	0	0	0
Escape/Failure to Return to Lawful Detention (35-44-3-5)	1	1	3	3
Inmate w/ Deadly Weapon (35-44.1-3-7)	0	0	0	0
Interference with Custody (35-42-3-4)	0	0	0	0
Intimidation (35-45-2-1)	1	0	1	7
Knife with Automatic Blade (35-47-5-2)	0	0	0	0
Loan Sharking (35-45-7-2)	0	0	0	0
Maintaining a Common Nuisance (35-48-4-13)	0	0	0	0
Making loan secured by mortgage, deposit or pledge of handgun (35-47-4-2)	0	0	0	0
Manufacture, Distribution, Possession of a Substance Represented to be a Controlled Substance	0	0	0	0
Neglect of a Dependent (35-46-1-4)	0	0	0	0
Poss precursors w/intent to manufacture etc. (35-48-4-14.5)	0	0	0	0
Possession of a Controlled Substance (35-48-4-7)	0	0	0	0
Possession of a Knife on School Property (35-47-5-2.5)	0	0	1	0
Promoting Prostitution (35-45-4-4)	0	0	1	0
Purchase, Possession or Sale of Stun Gun (35-47-8-5)	0	0	0	0
Resisting Law Enforcement (35-44-3-3)	0	0	1	9
Rioting with a Deadly Weapon (35-45-1-2)	0	0	0	0
Sale, Possession, Use of Legend Drug (16-42-19-27)	0	0	0	0
Sexual Misconduct with a Minor (35-42-4-9)	0	0	0	0
Stalking (35-45-10-5)	0	0	0	0
Trafficking with an Inmate (35-44-3-9)	0	0	0	0
Use of Stun Gun in Commission of a Crime (35-47-8-5)	0	0	0	0
<b>Sub-Total</b>	<b>2</b>	<b>1</b>	<b>8</b>	<b>21</b>

**LEVEL III**

Accident /Failure to Stop (9-26-1-8)	0	0	0	0
Accident, Property Damage with Injury (9-26-1-8)	0	0	0	0
Altering or Damaging Computer (35-43-1-4)	0	0	0	0
Auto Theft, Receiving Stolen Parts (35-43-4-2.5)	1	2	2	9
Battery (35-42-2-1)	0	0	4	12
Bestiality	0	0	0	0
Bribery (35-44-1-1)	0	0	0	0
Burglary (35-43-2-1)	0	0	0	0
Check Deception (35-43-5-5)	0	0	0	0

LEVEL III (cont'd)	NUMBER OF JUVENILES			
	This Month		This Calendar Year	
	Female	Male	Female	Male
Check Fraud (35-43-5-12)	0	0	0	0
Child Exploitation (35-42-4-4)	0	0	0	0
Controlled Substance Registration (35-48-4-14)	0	0	0	0
Conversion (35-43-4-3)	0	0	1	1
Criminal Mischief (35-43-1-2)	0	1	2	8
Criminal Recklessness (35-42-2-2)	0	0	0	0
Criminal Trespass (35-43-2-2)	0	0	0	6
Dealing in Altered Property (35-43-4-2.3)	0	0	0	0
Dealing in Marijuana, Hash Oil, or Hashish (35-48-4-10)	0	0	0	0
Dealing in Paraphernalia (35-48-4-8.5)	0	0	0	0
Distribution of Material Harmful to Minor (35-49-3-3)	0	0	0	0
Escape/Failure to Return to Lawful Detention (35-44-3-5)	1	1	3	8
Failure to Appear (35-44-3-6)	0	0	0	0
False Reporting (35-44-2-2)	0	0	0	0
Forgery (35-43-5-2)	0	0	0	0
Fraud (35-43-5-4)	0	1	0	1
Fraud on Financial Institution (35-45-5-8)	0	0	0	0
Home Improvement Fraud (35-43-6-13)	0	0	0	0
Identity Deception (35-43-5-3.5)	0	0	0	0
Interference with Custody (35-42-3-4)	0	0	0	0
Interference with Reporting Crime (35-42-2-5)	0	0	0	0
Invasion of Privacy (35-46-1-15.1)	0	0	0	0
Kill Domestic Animal	0	0	0	0
Manufacture of Paraphernalia (35-48-4-8.1)	0	0	0	0
Nonsupport of Child (35-46-1-5)	0	0	0	0
Nonsupport of Spouse (35-46-1-6)	0	0	0	0
Obscene Performance (35-49-3-1)	0	0	0	0
Obstructing Fireman (35-44-3-8)	0	0	0	0
Obstructing Traffic (35-42-2-4)	0	0	0	0
Obstruction of Justice (35-44-3-4)	0	0	0	0
Operating Vehicle After Lifetime Forfeiture (9-30-10-17)	0	0	0	0
Operating Vehicle While Intoxicated (9-30-5-4)	0	0	0	0
Operating Vehicle While Intoxicated with Prior (9-30-5-3)	0	0	0	0
POSS COC,I,II/>3GRMS	0	0	0	1
Patronizing a Prostitute (35-45-4-3)	0	0	0	0
Perjury (35-44-2-1)	0	0	0	0
Possession of Cocaine or Narcotic Drug (35-48-4-6)	0	0	0	0
Possession of Marijuana, Hash Oil, or Hashish (35-48-4-11)	0	0	0	0
Possession of Methamphetamines (35-48-4-6.1)	0	0	0	2
Possession of Paraphernalia (35-48-4-8.3)	0	0	0	0
Possession of a Controlled Substance (35-48-4-7)	0	0	0	1
Possession of a Syringe (16-42-19-18)	0	0	0	0
Possession/Use of Legend Drug (16-42-19-13)	0	0	0	0
Professional Gambling (35-45-5-3)	0	0	0	0
Profiting from Adoption (35-46-1-9)	0	0	0	0
Promoting Professional Gambling (35-45-5-4)	0	0	0	0
Promoting Prostitution (35-45-4-4)	0	0	0	0
Prostitution (35-45-4-2)	0	0	0	0
Public Indecency (35-45-4-1)	0	0	0	0
Public Nudity (35-45-4-1.5)	0	0	0	0
Railroad Mischief (35-42-2-5.5)	0	0	0	0
Receiving Stolen Property (35-43-4-2)	0	0	0	0
Residential Entry (35-43-2-1.5)	0	0	0	2
Resisting Law Enforcement (35-44-3-3)	0	1	2	7
Rioting (35-45-1-2)	0	0	0	0
Sale, Possession, Use of Legend Drug (16-42-19-27)	0	0	0	0
Selling, Distributing, Exhibiting Obscene Material (35-49-3-1)	0	0	0	0
Stalking (35-45-10-5)	0	0	0	0
Synthetic Drug (35-48-4-11.5)	0	0	0	0

**NUMBER OF JUVENILES**

<b>LEVEL III (Cont.)</b>	<b>This Month</b>		<b>This Calendar Year</b>	
	<b>Female</b>	<b>Male</b>	<b>Female</b>	<b>Male</b>
THEFT/RSP/>\$100,000	0	0	0	1
TRAFFIC W/INMATE	0	0	1	0
Theft (35-43-4-2)	0	1	4	22
Torture or Mutilation of Animal (35-46-3-12)	0	0	0	0
Trafficking with an Inmate (35-44-3-9)	0	0	0	0
Unauthorized Possession of Prescription Form (35-48-4-14)	0	0	0	0
Unlawful Entry of Motor Vehicle (35-43-4-2.7)	0	0	0	0
Voyeurism (35-45-4-5)	0	0	0	0
Welfare Fraud (35-43-5-7)	0	0	0	0
<b>Sub-Total</b>	<b>2</b>	<b>7</b>	<b>19</b>	<b>81</b>

**LEVEL IV**

Absence From Home Detention (35-38-2.5-10)	0	0	0	0
Accident/Failure to Stop (9-26-1-8)	0	0	1	0
Assisting a Criminal (35-44-3-2)	0	0	0	0
Beats Vertebrate Animal (35-46-3-12)	0	0	0	0
Check Deception (35-43-5-5)	0	0	0	0
Common Nuisance (35-48-4-13)	0	1	0	1
Computer Trespassing (35-43-2-3)	0	0	0	0
Counterfeiting Auto Registration (9-18-2-42)	0	0	0	0
Counterfeiting a Driver's License (9-24-18-7)	0	0	0	0
Curfew Violation (31-37-2-5)	0	0	0	0
Deception (35-43-5-3)	0	0	0	0
Disorderly Conduct (35-45-1-3)	0	1	2	2
Dissemination of Material Harmful to Minor (35-49-3-3)	0	0	0	0
Driving with Suspended License (9-24-19-2)	0	0	0	0
Exploitation of Dependent/Endangered Adult (35-46-1-12)	0	0	0	0
Failure to Appear (35-44-3-6)	0	0	0	0
Failure to Disclose Recruitment (35-46-4-4)	0	0	0	0
Failure to Respond to Summons (35-44-3-6.5)	0	0	0	0
False Auto Registration (9-18-2-44)	0	0	0	0
False Identity Statement (35-44-2-6)	0	0	0	0
False Informing (35-44-2-2)	0	0	1	1
Flag Desecration (35-45-1-4)	0	0	0	0
Glue Sniffing (35-46-6-2)	0	0	0	0
Habitual Disobedience of Parent, Guardian, or Custodian (Incorrigible) (31-37-2-4)	0	0	0	0
Harassment (35-45-2-2)	0	0	0	0
Home Improvement Fraud (35-43-6-12)	0	0	0	0
Illegal Consumption of Alcohol (7.1-5-7-7)	0	0	0	0
Illegal Possession of Alcohol (7.1-5-7-7)	0	0	0	0
Impairment of ID Number (35-43-7-4)	0	0	0	0
Interference with Custody (35-42-3-4)	0	0	0	0
Interfering with Law Enforcement Animal (35-46-3-11)	0	0	0	0
Invasion of Privacy (35-46-1-15.1)	0	0	0	0
Leaving Home w/o Permission of Parent, Guardian or Custodian (Runaway) (31-37-2-2)	0	0	0	0
Nitrous Oxide Distribution (35-46-6-3)	0	0	0	0
Obscene Performance (35-49-3-1)	0	0	0	0
Obstructing Medical Emergency (35-44-3-8.5)	0	0	0	0
Obstructing Traffic (35-42-2-4)	0	0	0	0
Operating Vehicle While Intoxicated (9-30-5-2)	0	0	0	0
Operating Vehicle While Intoxicated/Cntrl'd Sub (9-30-5-1)	0	0	0	0
Operating Vehicle w/o License (9-24-18-1)	0	0	1	0
Operating Vehicle w/o Proof of Financial (9-25-8-2)	0	0	0	0
Operating Vehicle w/o Registration/Plates (9-18-2-43)	0	0	0	0
Possession of Marijuana, Hash Oil, or Hashish (35-48-4-11)	0	1	1	9
Possession of Paraphernalia (35-48-4-8.3)	0	0	0	1
Possession of Substance Represented to be a Controlled Substance (35-48-4-4.6)	0	0	0	0
Possession, Purchase, Accepting Tobacco (35-46-1-10.5)	0	0	0	0
Probation Violation	0	0	0	0
Public Intoxication (7.1-5-1-3)	0	0	0	0
Receiving Unidentified Property (35-43-7-5)	0	0	0	0
Reckless Driving (9-21-8-52)	0	0	0	0
Refusal to Aid Officer (35-44-3-7)	0	0	0	0
Refusal to Identify Self (34-28-5-3.5)	0	0	0	0

<b>LEVEL IV (cont'd)</b>	<b>NUMBER OF JUVENILES</b>			
	<b>This Month</b>		<b>This Calendar Year</b>	
	<b>Female</b>	<b>Male</b>	<b>Female</b>	<b>Male</b>
Selling, Distributing, Exhibiting Obscene Material (35-49-3-1)	0	0	0	0
Synthetic Drug	0	0	0	0
Torture, Kill, Mutilate an Animal (35-46-3-12)	0	0	0	0
Unauthorized Possession of Prescription (35-48-4-14)	0	0	0	0
Unlawful Entry of Motor Vehicle (35-43-4-2.7)	0	0	0	1
Unlawful Gambling (35-45-5-2)	0	0	0	0
Unlawful Use of Railroad Right of Way (8-3-15-3)	0	0	0	0
Vending Machine Vandalism (35-43-4-7)	0	0	0	0
Violation Home Detention	0	0	0	0
Violation Suspended Commitment to DOC	0	0	0	0
Violation of Compulsory School Attendance Law (Truancy) (31-37-2-3)	0	0	0	0
Voyeurism (35-45-4-5)	0	0	0	0
Welfare Fraud (35-45-5-7)	0	0	0	0
<b>Sub-Total</b>	<b>0</b>	<b>3</b>	<b>6</b>	<b>15</b>
<b>GRAND TOTAL NUMBER OF JUVENILES</b>	<b>4</b>	<b>23</b>	<b>47</b>	<b>245</b>

**Indiana Department of Correction**  
**Table 18**  
**Juvenile Female New Commitments**

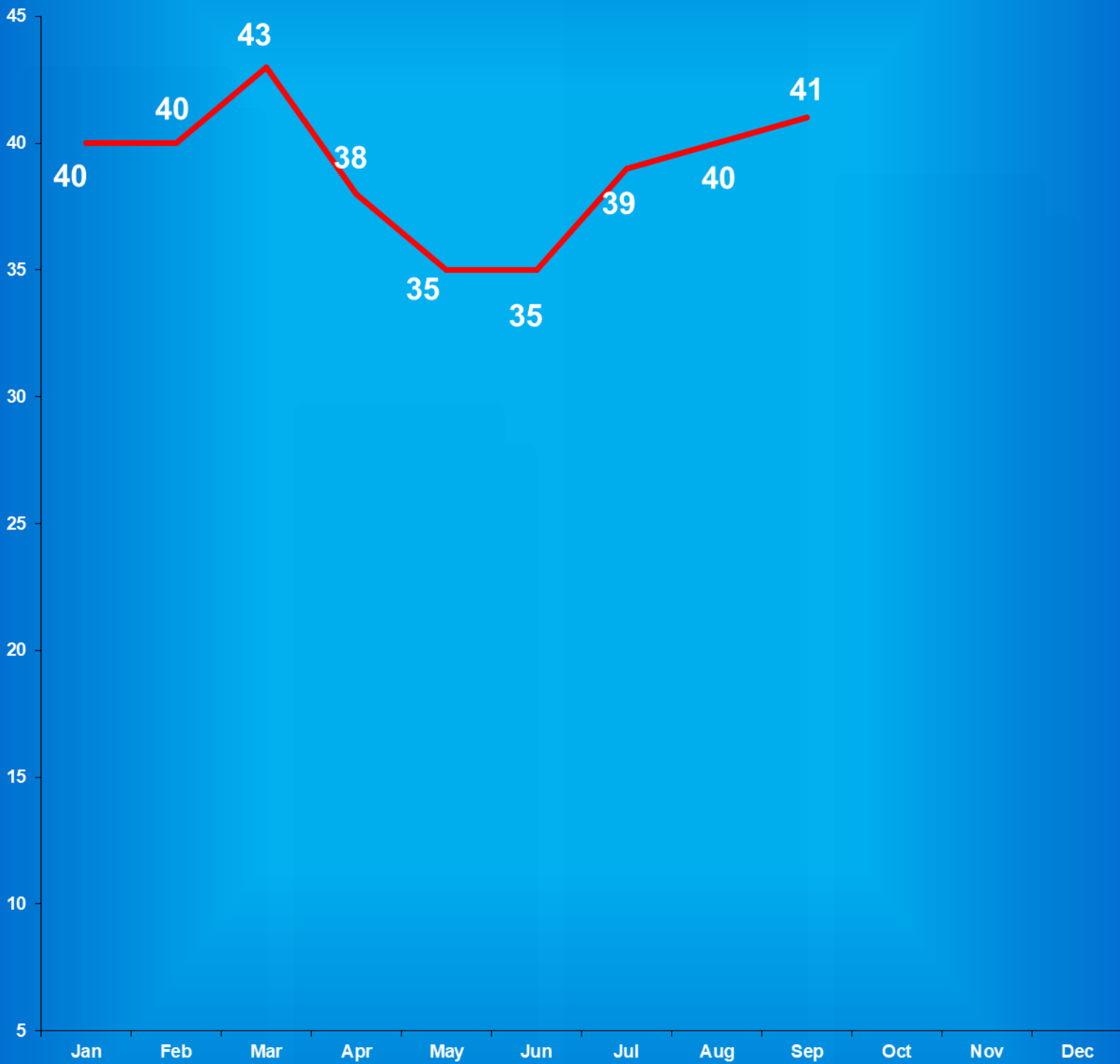
<u>Month</u>	<u>2015</u>	<u>2016</u>	<u>2017</u>	<u>2018</u>	<u>2019</u>
January	3	6	2	3	10
February	8	10	5	8	4
March	4	11	6	4	7
April	10	9	2	7	3
May	12	4	6	8	8
June	6	11	7	2	3
July	5	4	8	12	9
August	10	4	5	4	2
September	13	7	8	8	4
October	0	5	6	5	
November	11	6	7	8	
December	<u>11</u>	<u>5</u>	<u>12</u>	<u>8</u>	
<b>TOTALS</b>	<b>93</b>	<b>82</b>	<b>74</b>	<b>77</b>	<b>50</b>

Source: SAS - mnthadm4.pgm

# Indiana Department of Correction

## Graph G

Average Daily Juvenile Female Offender Populations  
Calendar Year 2019





**Indiana Department of Correction**  
**Table 19**  
**Juvenile Male New Commitments**

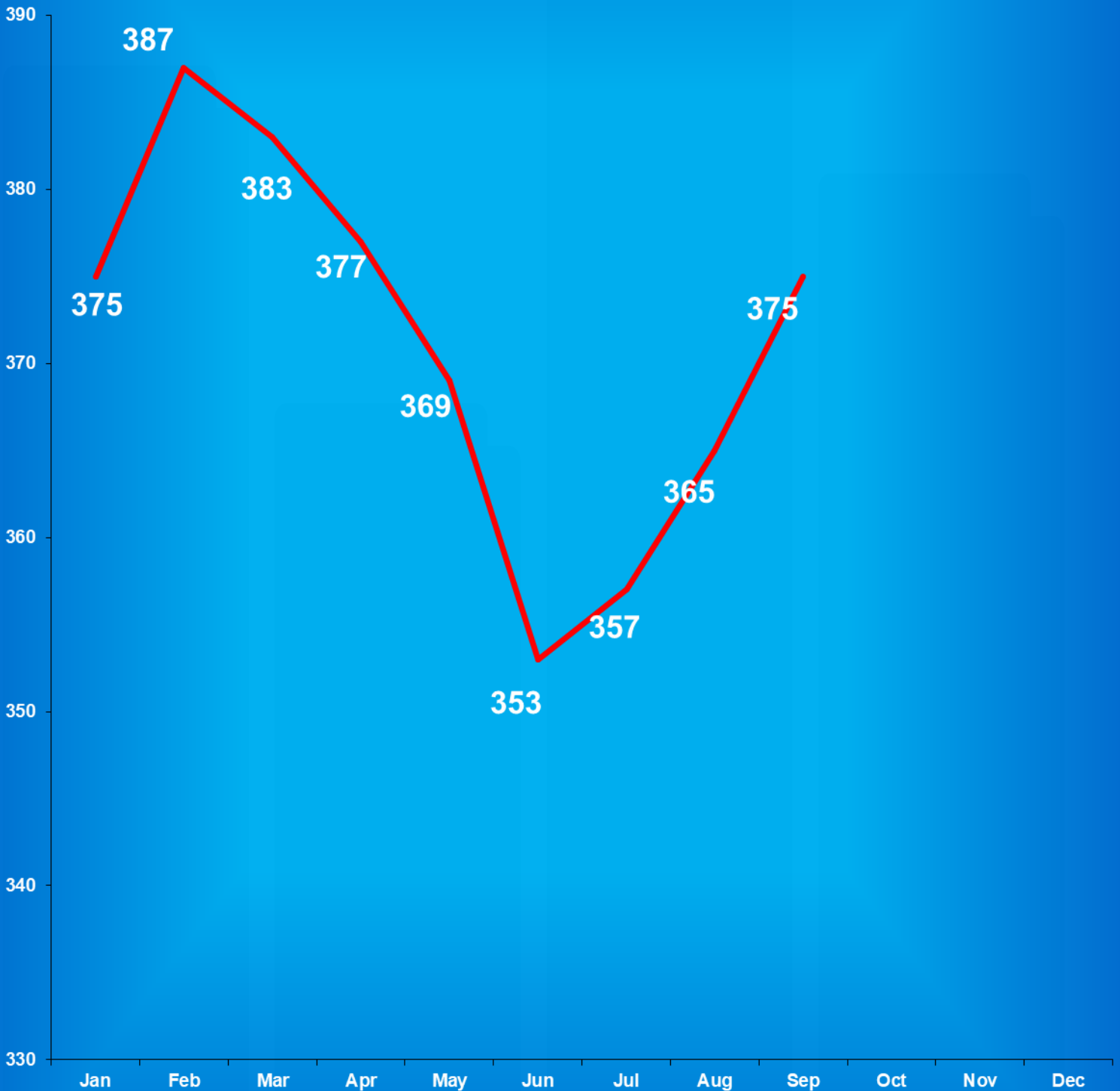
<u>Month</u>	<u>2015</u>	<u>2016</u>	<u>2017</u>	<u>2018</u>	<u>2019</u>
January	35	39	26	46	36
February	26	40	26	38	36
March	32	69	36	33	17
April	43	33	45	27	24
May	37	44	35	42	30
June	41	40	48	29	27
July	50	29	40	29	47
August	31	38	48	28	37
September	42	36	43	41	23
October	45	24	39	24	
November	41	28	48	34	
December	<u>40</u>	<u>30</u>	<u>34</u>	<u>52</u>	
<b>TOTALS</b>	<b>548</b>	<b>463</b>	<b>450</b>	<b>468</b>	<b>277</b>

Source: SAS - mnthadm4.pgm

# Indiana Department of Correction

## Graph H

### Average Daily Juvenile Male Offender Populations Calendar Year 2019





**Indiana Department of Correction**  
**Table 20**  
**Juvenile Parole Caseload on October 01, 2019**

<u>Juvenile Reintegration Districts</u>	<b>Indiana Parolees</b>		<b>Other Jurisdiction</b>		<u>Total</u>
	<u>Juvenile Male</u>	<u>Juvenile Female</u>	<u>Juvenile Male</u>	<u>Juvenile Female</u>	
<i>Interstate Compact (RD0)*</i>	0	0	7	0	7
	<u>District Supervision Breakdown as follows:</u>				
Juv Reintegration District 2	15	0	1	0	<b>16</b>
Juv Reintegration District 3	4	0	0	0	<b>4</b>
Juv Reintegration District 4	5	0	1	0	<b>6</b>
Juv Reintegration District 5	2	1	2	0	<b>5</b>
Juv Reintegration District 6	4	1	3	0	<b>8</b>
Juv Reintegration District 8	7	1	0	0	<b>8</b>
<b>Total</b>	<b>37</b>	<b>3</b>	<b>7</b>	<b>0</b>	<b>47</b>

**Total Juvenile Parole Population on the First Day of Each Month**

<u>Calendar Year 2019</u>	<b>Indiana Parolees</b>		<b>Other Jurisdiction</b>		<u>Total</u>
	<u>Juvenile Male</u>	<u>Juvenile Female</u>	<u>Juvenile Male</u>	<u>Juvenile Female</u>	
January	38	6	5	0	<b>49</b>
February	42	7	6	1	<b>56</b>
March	43	9	7	1	<b>60</b>
April	50	8	7	1	<b>66</b>
May	49	10	6	1	<b>66</b>
June	51	8	5	1	<b>65</b>
July	48	7	4	1	<b>60</b>
August	47	5	7	0	<b>58</b>
September	44	3	5	1	<b>53</b>
October	37	3	7	0	<b>47</b>

*\* Includes Indiana parolees who are serving their parole in another state, as well as offenders from other States being supervised in Indiana (Interstate Compact)*

Sources:  
Parole Division  
SAS - juvparl2.pgm

**Indiana Department of Correction  
Indiana Government Center South, Room E334  
302 W. Washington Street  
Indianapolis, IN 46204**

**Prepared by:  
Chris Yirenkyi, Data Analyst  
(317) 233-4765  
[cyirenkyi@idoc.IN.gov](mailto:cyirenkyi@idoc.IN.gov)**

**This report and previous reports may be found at:**

**<http://www.in.gov/idoc/2376.htm>**



# CHANGING LIVES

The graphic features the text "CHANGING LIVES" in a large, bold, blue sans-serif font. The word "CHANGING" is on the top line, and "LIVES" is on the bottom line. The letter "I" in "LIVES" is replaced by a solid blue silhouette of the state of Indiana. To the left of the "I" is the official seal of the Indiana Department of Correction. The seal is circular with a gold border. The outer ring contains the text "INDIANA" at the top and "DEPARTMENT OF CORRECTION" at the bottom, separated by stars. The inner ring contains the words "EMPLOYEES", "EFFICIENCY", and "EFFECTIVENESS" around a central emblem featuring a torch and a scale.

The Indiana Department of Correction advances public safety and successful re-entry through dynamic supervision, programming, and partnerships.