


Indiana Department of Correction

Division of Data Analytics



Offender Population Statistical Report

- JULY 2019 -

Rob Carter, Commissioner

**Indiana Department of Correction
Indiana Government Center South, Room E334
302 W. Washington Street
Indianapolis, IN 46204**

**Prepared by:
Chris Yirenkyi, Research Analyst
(317) 233-4765
cyirenkyi@idoc.in.gov**

This report and previous reports may be found at:

<http://www.in.gov/idoc/2376.htm>



Definitions

For the purpose of this report, the following definitions apply:

Admission – The means by which an offender enters the custody or jurisdiction of the Indiana Department of Correction. For this report, with the exception of the return of an escapee, this does not include a return from a temporary absence.

Average Daily Population – The sum of the daily beginning counts for a month, divided by that month's number of daily beginning counts.

Beginning Count – The number of offenders physically present at the beginning of the day (ie, 0000:01 hours).

Class A Felony – An offense whereby a person convicted of this felony shall be imprisoned for a fixed term of thirty years, with not more than twenty years added for aggravating circumstances, or not more than ten years subtracted for mitigating circumstances.

Class B Felony – An offense whereby a person convicted of this felony shall be imprisoned for a fixed term of ten years, with not more than ten years added for aggravating circumstances, or not more than four years subtracted for mitigating circumstances.

Class C Felony – An offense whereby a person convicted of this felony shall be imprisoned for a fixed term of four years, with not more than four years added for aggravating circumstances, or not more than two years subtracted for mitigating circumstances.

Class D Felony – An offense whereby a person convicted of this felony shall be imprisoned for a fixed term of one and one-half years, with not more than one and one-half years added for aggravating circumstances, or not more than one year subtracted for mitigating circumstances.

Class 1 Felony – An offense whereby a person convicted of this felony shall be imprisoned with a sentence range of 20-40 years, with not more than twenty years added as a habitual offender enhancement.

Class 2 Felony – An offense whereby a person convicted of this felony shall be imprisoned with a sentence range of 10-30 years, with not more than twenty years added as a habitual offender enhancement.

Class 3 Felony – An offense whereby a person convicted of this felony shall be imprisoned with a sentence range of 3-16 years, with not more than twenty years added as a habitual offender enhancement.

Class 4 Felony – An offense whereby a person convicted of this felony shall be imprisoned with a sentence range of 2-12 years, with not more than twenty years added as a habitual offender enhancement.

Class 5 Felony – An offense whereby a person convicted of this felony shall be imprisoned with a sentence range of 1-6 years, with not more than six years added as a habitual offender enhancement.

Class 6 Felony – An offense whereby a person convicted of this felony shall be imprisoned with a sentence range of 0.5-2.5 years, with not more than six years added as a habitual offender enhancement.

Contracted Beds - Those offenders who have been committed to the Indiana Department of Correction, but are housed in a local work release facility under contract of a 3rd party provider.

County Jail "Back-ups" (Jail Bed Count) – Those offenders who have been committed to the Indiana Department of Correction, but are housed in a county jail until they can be transferred to a Department of Correction intake facility. The county receives \$35.00 per day, per offender, to house these offenders.

Ending Count – The number of offenders physically present at the end of the day (ie, 2400:00 hours).

Felon – A person convicted in any jurisdiction who might have been imprisoned for more than one year.

Murder - An offense whereby a person convicted of this felony shall be imprisoned for a fixed term of fifty-five years, with not more than ten years added for aggravating circumstances, or not more than ten years subtracted for mitigating circumstances.

Definitions Continued

Operational Capacity – The total bed capacity of the facility. The capacity of a facility is the number of beds authorized for safe and efficient operation of the facility.

Pre-Dispositional – An individual ordered by the Court to the Indiana Department of Correction for evaluation prior to sentencing.

Release – The means by which an offender leaves the custody or jurisdiction of the Indiana Department of Correction. For this report, with the exception of an escape, this does not include a temporary absence.

Safekeeper – An individual whom the Court has determined to be in imminent danger of serious bodily injury or death, or who represents a substantial threat to the safety of others, and whom the Court has ordered to the Indiana Department of Correction for custody and security control.

Maximum Level Facilities – Maximum security facilities have very restrictive security measures and housing is celled space.

Medium Level Facilities – Medium security facilities have moderate degree of security measures and housing consists of dormitories and celled space.

Minimum Level Facilities – Minimum Security Facilities have the least restrictive security measures and housing is dormitory style. Also included as minimum security are work release program offenders who leave the facility for outside employment but return nightly.

Intake Facilities – Intake facilities are designated to receive newly committed adult offenders. During the intake process each offender is evaluated through interviews, reports and diagnostic tests. This evaluation forms the basis of the offenders' facility and program assignment.

Secure Housing Units – Denotes maximum control with the most restrictive security measures in place.

Vacancy – The number of beds available for assignment.

Juvenile Diagnostic/Walkthrough – A Juvenile court can order a youth to the Department of Correction to be temporarily committed for not more than 14 days (excluding Saturdays, Sundays and Legal holidays) for the purpose of an evaluation. The youth must be adjudicated delinquent and the order has to be prior to disposition. The department will send a report to the court of the written findings.

Indiana Department of Correction Population Summary

- There were 24,530 adult male offenders (including 271 county jail “back-ups” and 73 in contracted beds) on August 01, 2019. This population is 2% below operational bed capacity for general population.
- There were 2,644 adult female offenders (including 45 county jail “back-ups” and 25 in contracted beds) on August 01, 2019. This population is 4% below the operational bed capacity.
- There were 367 juvenile male offenders in the Department’s facilities on August 01, 2019. This population is 36% below the operational bed capacity.
- There were 43 juvenile female offenders in the Department’s facilities on August 01, 2019. This population is 28% below the operational bed capacity.
- There were 5,677 adult males on parole in Indiana (5,238 Indiana parolees and 4439 other jurisdiction parolees) August 01, 2019.
- There were 608 adult females on parole in Indiana (554 Indiana parolees and 54 other jurisdiction parolees) on August 01, 2019.
- There were 964 adults admitted to IDOC (843 male and 121 female) and 950 adults released from IDOC (818 male and 132 female) in July 2019.
- There were 65 juveniles admitted to IDOC (53 male and 12 female) and 48 juveniles released from IDOC (44 male and 4 female) in July 2019.

**Indiana Department of Correction
Human Resource Report**

July 31, 2019

ADULT FACILITIES

Facility	Total Staff*	Custody Staff	Non-Custody	Vacancies	Hires - Rehires	Retired - Terminated	Inter-Agency		Contract/Vendor		
							In	Out	Aramark	Health	Education
Branchville Correctional Facility	262	184	78	13	10	4	0	0	11	31	6
Chain O'Lakes Correctional Facility	26	21	5	5	1	1	0	0	3	3	0
Correctional Industrial Facility	295	227	68	73	12	4	0	0	12	25	4
Edinburgh Correctional Facility	72	56	16	0	5	4	1	1	7	7	0
Indiana State Prison/Lakeside	483	370	113	87	24	26	0	0	26	42	3
Indiana Women's Prison	182	127	55	11	12	8	0	0	6	23	4
Madison Correctional Facility	192	135	57	61	8	6	0	0	7	24	3
Miami Correctional Facility	468	357	111	89	41	38	1	1	28	56	9
New Castle Correctional Facility**	421	284	137	121	0	0	0	0	29	54	15
Pendleton Correctional Facility	436	310	126	90	0	0	0	0	17	40	1
Plainfield Correctional Facility	338	251	87	57	20	14	0	0	25	41	9
Putnamville Correctional Facility	427	310	117	97	28	10	0	0	24	39	10
Reception-Diagnostic Center	215	169	46	32	16	12	1	1	0	28	0
Rockville Correctional Facility	238	164	74	29	14	4	0	0	13	37	7
South Bend Comm. Re-Entry Center	38	26	12	4	9	3	0	0	4	3	0
Heritage Trail DOC Staff	23	0	23	2	2	0	0	0	0	11	8
Heritage Trail GEO Staff**	192	116	76	27	0	0	0	0	4	11	0
Wabash Valley Correctional Facility	595	464	131	53	28	8	0	0	34	64	5
Westville Correctional Facility	658	498	160	112	38	28	1	0	27	68	11
Total	5,561	4,069	1,492	963	268	170	4	3	277	607	95

JUVENILE FACILITIES

Facility	Total Staff*	Custody Staff	Non-Custody	Vacancies	Hires - Rehires	Retired - Terminated	Inter-Agency		Contract/Vendor		
							In	Out	Aramark	Health	Education
Camp Summit	55	40	15	9	0	1	0	0	6	7	2
Logansport Intake/North Central	170	113	57	20	6	3	2	2	8	14	2
Pendleton Juvenile Correctional	215	138	77	78	7	12	0	0	9	18	4
Total	440	291	149	107	13	16	2	2	23	39	8

ADMINISTRATIVE

Central Office***	Total	568	188	380	46	7	4	1	1	0	6	1
-------------------	--------------	------------	------------	------------	-----------	----------	----------	----------	----------	----------	----------	----------

TOTALS

STATE EMPLOYEE TOTAL	5,956	4,148	1,808	968	288	190	7	6	0	0	0
CONTRACT EMPLOYEE TOTAL	1,669	400	1,269	148	0	0	0	0	300	652	104
GRAND TOTAL	7,625	4,548	3,077	1,116	288	190	7	6	300	652	104

* Total Active Staff does not include those on disability, suspension, or leave with pay.


** New Castle Correctional Facility and Heritage Trail are privately contracted institutions. Their hire/rehire and termination/reire data is not provided to DOC.

*** Includes Technology Services Division, PEN Products, Staff Development and Training, and the Parole Division (counted as Custody Staff)

Note: Total staff, custody staff, non-custody staff, and vacancy data are as of the end of the month.

Hires and re-hires, retirements and terminations, intra-agency transfer in and transfer out are the total number of actions for the month.

Source: DOC Human Resource



Offender Statistics



Indiana Department of Correction
Table 1
Offender Population & Vacancy Numbers, by Facility Security Level
August 1, 2019

Minimum Security - Adult MALE

	July Ending Count	General Population Vacancies	Programs & Treatment Vacancies	Restricted Housing & Infirmery Vacancies	Down Beds	Held Beds
Chain O'Lakes	97	4	0	0	0	1
Edinburgh	343	0	0	0	0	1
Miami - MCA	198	6	0	0	0	0
New Castle - NCA	198	4	0	0	0	2
Pendleton - IRO	211	8	0	0	1	0
Westville - WCA	349	2	2	0	23	3
Wabash Valley - WVA	197	0	0	0	0	1
Total	1,593	24	2	0	24	8

Re-Entry & Work Release - Adult MALE

Bartholomew Co. Re-Entry	1	19	0	0	0	0
Chain O'Lakes Re-Entry	37	1	0	0	0	0
Duval Center Re-Entry	6	34	0	0	0	0
Lake Co. Re-Entry/M	6	4	0	0	0	0
South Bend Re-Entry	175	17	0	0	0	1
VOA/Hope Hall Re-Entry	23	2	0	0	0	0
Starke Co. PI - TC	37	0	11	0	0	0
Total	285	77	11	0	0	1

Medium Security - Adult MALE

	July Ending Count	General Population Vacancies	Programs & Treatment Vacancies	Restricted Housing & Infirmery Vacancies	Down Beds	Held Beds
Branchville	1,424	33	13	9	4	2
Correctional Industrial	1,461	16	0	2	0	16
Indiana State Prison ISO	377	7	0	0	0	1
Plainfield	1,508	7	1	6	165	9
Putnamville	2,164	24	1	0	321	0
Heritage Trail	860	1	0	0	0	7
Westville	2,438	76	109	32	261	25
New Castle	2,405	2	0	12	3	9
Total	12,637	166	124	61	754	69

Table 1 (Cont.)

Maximum Security - Adult MALE

	July Ending Count	General Population Vacancies	Programs & Treatment Vacancies	Restricted Housing & Infirmery Vacancies	Down Beds	Held Beds
Miami	2,918	46	2	4	0	14
Indiana State Prison	1,989	31	15	5	8	19
Pendleton	1,400	26	5	8	3	7
Pendleton Treatment Unit	182	0	26	0	3	3
ISR Secure Housing Unit	49	0	0	19	0	1
New Castle Annex	420	16	0	28	19	3
New Castle Mental Health	114	0	13	0	0	1
WCU Secure Housing Unit	99	0	0	6	5	0
Wabash Valley	1,727	4	33	9	3	9
WVS Secure Housing Unit	190	0	0	18	8	0
Reception Diag. Center	656	9	0	0	30	0
Total	9,744	132	94	97	79	57

Minumum Security & Re-Entry - Adult FEMALE

	July Ending Count	General Population Vacancies	Programs & Treatment Vacancies	Restricted Housing & Infirmery Vacancies	Down Beds	Held Beds
Madison	684	56	0	0	0	0
Jefferson Co. Re-Entry	72	0	0	0	0	0
Crane House	25	20	0	0	0	0
Total	781	76	0	0	0	0

Medium Security - Adult FEMALE

Rockville	978	15	37	11	0	0
Total	978	15	37	11	0	0

Maximum Security - Adult FEMALE
--

Women's Prison	692	13	13	2	0	7
Rockville Intake	148	64	0	0	0	0
Total	840	77	13	2	0	7

JAIL BED COUNT

Adult Male	271	N/A	N/A	N/A	N/A	N/A
Adult Female	45	N/A	N/A	N/A	N/A	N/A
Total	316					

Table 1 (Cont.)

JUVENILE OFFENDERS

Juvenile Male

	July Ending Count	General Population Vacancies	Programs & Treatment Vacancies	Restricted Housing & Infirmery Vacancies	Down Beds	Held Beds
Logansport Juvenile Intake/Diagnostic Facility	21	64	0	7	0	0
North Central Juvenile Correctional Facility	125	49	0	0	0	0
Pendleton Juvenile Correctional Facility	221	158	0	6	0	6
Total	367	271	0	13	0	6

Juvenile Female

LaPorte Juvenile Correctional Facility	43	17	0	2	0	0
--	----	----	---	---	---	---

TOTALS

	July Ending Count	General Population Vacancies	Programs & Treatment Vacancies	Restricted Housing & Infirmery Vacancies	Down Beds	Held Beds
GRAND TOTAL FOR ALL ADULT MALES (Includes Jail Bed Count and Contracted Beds)	24,530	399	231	158	857	135
TOTAL FOR ADULT MALES IDOC FACILITIES ONLY	24,186	340	220	158	857	135
GRAND TOTAL FOR ALL ADULT FEMALES (Includes Jail Bed Count and Contracted Beds)	2,644	168	50	13	0	7
TOTAL FOR ADULT FEMALES IDOC FACILITIES ONLY	2,574	148	50	13	0	7
TOTAL FOR JUVENILE MALES	367	271	0	13	0	6
TOTAL FOR JUVENILE FEMALES	43	17	0	2	0	0
GRAND TOTAL FOR THE DEPARTMENT (Includes Jail Bed Count and Contracted Beds)	27,584	855	281	186	857	148
GRAND TOTAL FOR THE DEPARTMENT (Excludes Jail Bed Count and Contracted Beds)	27,170	776	270	186	857	148

Sources: Planning Division Facility Body Count Report
 Planning Division Juvenile Daily Count Report
 OIS - Jail Bed Count
 Operational Support Services - Vacancy Report

Indiana Department of Correction
Table 2
Operational Capacity Compared to Population, by Facility
August 1, 2019

Minimum Security - Adult MALE

	June	July	July	July	Percent +/-
	Operational	Operational	Adjusted	Ending	Capacity
	Capacity	Capacity	Operational	Count	Capacity
			Capacity*		
Chain O'Lakes	102	102	101	97	-4%
Edinburgh	344	344	343	343	0%
Miami - MCA	204	204	204	198	-3%
New Castle - NCA	204	204	202	198	-2%
Pendleton - IRO	220	220	219	211	-4%
Westville - WCA	379	379	351	349	-1%
Wabash Valley - WVA	198	198	197	197	0%
Total	1,651	1,651	1,617	1,593	-1%

Re-Entry & Work Release - Adult MALE

Bartholomew Co. Re-Entry	20	20	20	1	-95%
Chain O'Lakes Re-Entry	38	38	38	37	-3%
Duval Center Re-Entry	40	40	40	6	-85%
Lake Co. Re-Entry/M	10	10	10	6	-40%
South Bend Re-Entry	172	193	192	175	-9%
VOA/Hope Hall Re-Entry	25	25	25	23	-8%
Starke Co. PI - TC	48	48	37	37	0
Total	353	374	362	285	-21%

Medium Security - Adult MALE

Branchville	1,485	1,485	1,457	1,424	-2%
Correctional Industrial	1,495	1,495	1,477	1,461	-1%
Indiana State Prison ISO	385	385	384	377	-2%
Plainfield	1,696	1,696	1,515	1,508	0%
Putnamville	2,510	2,510	2,188	2,164	-1%
Heritage Trail	868	868	861	860	0%
Westville	2,941	2,941	2,514	2,438	-3%
New Castle	2,431	2,431	2,407	2,405	0%
Total	13,811	13,811	12,803	12,637	-1%

Table 2 (Cont.)

Maximum Security - Adult MALE					
	June	July	July	July	Percent +/-
	Operational	Operational	Adjusted	Ending	Capacity
	Capacity	Capacity	Operational	Count	
			Capacity*		
Miami	2,984	2,984	2,964	2,918	-2%
Indiana State Prison	2,067	2,067	2,008	1,989	-1%
Pendleton	1,449	1,449	1,426	1,400	-2%
Pendleton Treatment Unit	214	214	182	182	0%
ISR Secure Housing Unit	69	69	49	49	0%
New Castle Annex	486	486	436	420	-4%
New Castle Mental Health	128	128	114	114	0%
WCU Secure Housing Unit	110	110	99	99	0%
Wabash Valley	1,785	1,785	1,731	1,727	0%
WVS Secure Housing Unit	216	216	190	190	0%
Reception Diag. Center	<u>695</u>	<u>695</u>	<u>656</u>	<u>656</u>	<u>0%</u>
Total	10,203	10,203	9,855	9,744	-1%

Minumum Security & Re-Entry - Adult FEMALE					
Madison	706	740	740	684	-8%
Jefferson Co. Re-Entry	72	72	72	72	0%
Crane House	45	45	45	25	-44%
Total	823	857	857	781	-9%

Medium Security - Adult FEMALE					
Rockville	<u>1,041</u>	<u>1,041</u>	<u>993</u>	<u>978</u>	-2%
Total	1,041	1,041	993	978	-2%

Maximum Security - Adult FEMALE					
Women's Prison	727	727	705	692	-2%
Rockville Intake	<u>212</u>	<u>212</u>	<u>148</u>	<u>148</u>	<u>0%</u>
Total	939	939	853	840	-2%

JAIL BED COUNT**					
Adult Male	220	271	271	271	0%
Adult Female	42	45	45	45	<u>0%</u>
Total	262	316	316	316	0%

JUVENILE OFFENDERS					
	Juvenile Male				
Logansport Juvenile Intake/Diagnostic Facility	92	92	21	21	0%
North Central Juvenile Correctional Facility	174	174	174	125	-28%
Pendleton Juvenile Correctional Facility	<u>391</u>	<u>391</u>	<u>379</u>	<u>221</u>	<u>-42%</u>
Total	657	657	574	367	-36%

Table 2 (Cont.)

Juvenile Female

	June Operational Capacity	July Operational Capacity	July Adjusted Operational Capacity*	July Ending Count	Percent +/- Capacity
LaPorte Juvenile Correctional Facility	62	62	60	43	-28%

TOTALS					
	June Operational Capacity	July Operational Capacity	July Adjusted Operational Capacity*	July Ending Count	Percent +/- Capacity
GRAND TOTAL FOR ALL ADULT MALES (Includes Jail Bed Count and Contracted Beds)	26,238	26,310	24,908	24,530	-2%
TOTAL FOR ADULT MALES IDOC FACILITIES ONLY	25,875	25,875	24,505	24,186	-1%
GRAND TOTAL FOR ALL ADULT FEMALES (Includes Jail Bed Count and Contracted Beds)	2,845	2,882	2,748	2,644	-4%
TOTAL FOR ADULT FEMALES IDOC FACILITIES ONLY	2,758	2,792	2,658	2,574	-3%
TOTAL FOR JUVENILE MALES	657	657	574	367	-36%
TOTAL FOR JUVENILE FEMALES	62	62	60	43	-28%
GRAND TOTAL FOR THE DEPARTMENT (Includes Jail Bed Count** and Contracted Beds)	29,802	29,911	28,290	27,584	-2%
GRAND TOTAL FOR THE DEPARTMENT (Excludes Jail Bed Count and Contracted Beds)	29,352	29,386	27,797	27,170	-2%

*Adjusted Operational Capacity includes Intake Beds and excludes Down, Held, and Segregation/Infirmary, and Program/Treatment Hold Beds.

**Jail Bed Counts - IDOC offender Jail Bed holding is demand-based, therefore Jail Bed Percent Capacity is always 0%. Jail Bed Operational Capacity is determined by each county's availability and fluctuates from month to month.

Sources: Planning Division Facility Body Count Report
 Planning Division Juvenile Daily Count Report
 OIS - Jail Bed Count
 Operational Support Services - Vacancy Report

Indiana Department of Correction
Table 3
Facility Population on the First Day of Each Month
(Excludes County Jail "Back-ups" & Contracted Beds)

<u>2018</u>	<u>Adult Male</u>	<u>Adult Female</u>	<u>Juvenile Male</u>	<u>Juvenile Female</u>	<u>Total</u>
January	23,290	2,345	354	40	26,029
February	23,273	2,356	372	47	26,048
March	23,364	2,395	394	45	26,198
April	23,505	2,414	395	48	26,362
May	23,506	2,443	387	43	26,379
June	23,719	2,466	394	40	26,619
July	23,794	2,447	379	29	26,649
August	23,677	2,442	377	35	26,531
September	23,738	2,502	373	32	26,645
October	23,788	2,505	375	39	26,707
November	23,874	2,523	357	41	26,795
December	23,894	2,511	369	41	26,815

<u>2019</u>	<u>Adult Male</u>	<u>Adult Female</u>	<u>Juvenile Male</u>	<u>Juvenile Female</u>	<u>Total</u>
January	23,970	2,500	365	38	26,873
February	23,876	2,481	382	41	26,780
March	23,963	2,481	386	40	26,870
April	24,030	2,488	383	44	26,945
May	24,103	2,522	372	34	27,031
June	24,138	2,549	360	36	27,083
July	24,181	2,596	355	34	27,166
August	24,186	2,574	367	43	27,170

Source: Research Division Juvenile Daily Count Report

Indiana Department of Correction
Table 4
Parole Caseload on August 05, 2019

<u>Parole District</u>	Indiana Parolees		Other Jurisdiction		<u>Total</u>
	<u>Adult Male</u>	<u>Adult Female</u>	<u>Adult Male</u>	<u>Adult Female</u>	
<i>Interstate Compact (PD0)*</i>	408	30	439	54	931
			<u>District Supervision Breakdown as follows:</u>		
Re-Entry Parole (PD1)	290	42	28	3	363
Fort Wayne (PD2)	607	56	31	4	698
Indianapolis (PD3)	1358	116	77	7	1,558
Evansville (P4A)	386	32	46	4	468
Terre Haute (P4B)	418	45	19	2	484
Bloomington (PD5)	305	34	32	4	375
Gary (PD6)	401	26	67	6	500
New Castle (PD7)	590	95	41	5	731
South Bend (PD8)	583	55	65	9	712
Madison (PD9)	300	53	33	10	396
Total	5,646	584	439	54	6,723

Total Parole Population on the First Day of Each Month

<u>Calendar Year 2019</u>	Indiana Parolees		Other Jurisdiction		<u>Total</u>
	<u>Adult Male</u>	<u>Adult Female</u>	<u>Adult Male</u>	<u>Adult Female</u>	
January	5,792	610	492	53	6,947
February	5,793	621	501	74	6,989
March	5,726	600	456	48	6,830
April	5,747	593	446	48	6,834
May	5,693	589	442	53	6,777
June	5,660	579	442	54	6,735
July	5,633	584	443	54	6,714
August	5,646	584	439	54	6,723

** Includes Indiana parolees who are serving their parole in another state, as well as offenders from other States being supervised in Indiana (Interstate Compact)*

Sources: Juvenile Services
Parole Division



Adult Offender Statistics



Indiana Department of Correction
Table 5
Monthly Admissions and Releases- Adult Offenders
(Includes County Jail "Back-ups" & Contracted Beds)
July 2019

Admissions	Male	Female	Total
New Commitments	397	52	449
Parole Violators - New Commits	20	2	22
Parole Violators - Technical	117	9	126
Unsentenced (Safekeepers)	3	0	3
Return from Esc - Sec/NonSec Facility	0	0	0
Return from Escape - Non-Secure Facility	0	0	0
Return from Escape - CTP Absconds	0	0	0
Court Supervision Violators - New Commits	119	18	137
Court Supervision Violators - Technical	172	38	210
Return from CTP - New Commits	1	0	1
Return from CTP - Technical	14	2	16
Unknown (Missing Data)	0	0	0
Total Admissions	843	121	964

Releases	Male	Female	Total
Parole	383	53	436
Probation	233	48	281
Escape Secure Facility	1	0	1
Walk-Away - Non-Secure Facility	2	0	2
Discharged	104	17	121
Unsentenced Discharged	0	0	0
Other (i.e. Death)	8	1	9
Community Transition Program (CTP)	84	13	97
CTP Absconds	3	0	3
Unknown (Missing Data)	0	0	0
Total Releases	818	132	950

Of the 397 new commitments of male felons, 176 (44.3%) had a prior commitment.

Of the 52 new commitments of female felons, 18 (34.6%) had a prior commitment.

Effective July 1, 1998, misdemeanants are to be committed to DOC only under special circumstances (IC 11-12-6)

Sources: SAS-prsadm8.pgm, SAS - prisrel8.pgm

**Indiana Department of Correction
Table 6
New Admissions by County of Commitment - Adult Offenders**

July 2019

County	Felony Level											Total	County	Felony Level											Total		
	Murder	FA	FB	FC	FD	F1	F2	F3	F4	F5	F6			Other*	Murder	FA	FB	FC	FD	F1	F2	F3	F4	F5		F6	Other*
Adams	0	0	0	0	0	0	1	0	1	2	1	0	5	Madison	1	1	6	1	2	1	1	3	7	8	15	0	46
Allen	1	0	1	1	0	0	0	6	4	18	9	0	40	Marion	6	0	4	5	4	5	6	35	28	54	7	0	154
Bartholomew	0	0	0	0	0	0	0	1	3	4	1	0	9	Marshall	0	0	0	0	0	0	1	0	3	6	0	0	10
Benton	0	0	0	0	0	0	0	0	0	0	1	0	1	Martin	0	0	0	0	0	0	0	0	0	0	1	0	1
Blackford	0	0	0	0	0	0	0	0	0	0	1	0	1	Miami	0	0	0	0	0	0	0	1	1	0	0	0	2
Boone	0	0	1	0	0	0	0	3	1	0	0	0	5	Monroe	0	0	2	0	0	0	0	3	4	1	1	0	11
Brown	0	0	0	0	0	0	0	0	0	0	0	0	0	Montgomery	0	0	1	0	0	0	0	1	0	4	3	0	9
Carroll	0	0	0	0	0	0	0	0	0	0	0	0	0	Morgan	0	0	0	1	0	0	0	1	1	2	1	0	6
Cass	0	0	2	1	0	0	0	0	0	7	2	0	12	Newton	0	0	0	0	0	0	0	0	0	0	2	0	2
Clark	0	0	0	0	0	0	0	0	0	0	0	0	0	Noble	0	0	2	0	0	0	0	1	2	1	0	6	
Clay	0	0	0	0	0	1	0	1	1	0	0	0	3	Ohio	0	0	0	1	0	0	0	1	0	1	0	0	3
Clinton	0	0	1	0	0	0	0	0	0	3	2	0	6	Orange	0	0	0	0	1	0	0	1	0	0	0	0	2
Crawford	0	0	0	0	0	0	0	0	0	0	1	0	1	Owen	0	0	0	0	0	0	0	0	1	2	0	3	
Daviess	0	0	0	0	0	0	0	0	0	1	0	0	1	Parke	0	0	0	0	0	0	0	1	0	1	0	2	
Dearborn	0	0	2	0	0	0	0	1	4	1	0	8	Perry	0	0	0	0	0	0	0	0	2	1	0	0	3	
Decatur	0	1	0	0	1	0	1	3	4	1	0	11	Pike	0	0	0	0	0	0	0	2	1	1	1	0	5	
DeKalb	0	0	0	0	1	0	0	1	3	2	0	7	Porter	0	0	0	0	0	0	0	0	1	5	0	0	6	
Delaware	0	0	1	0	1	0	1	0	2	4	1	0	10	Posey	0	0	0	0	0	0	0	1	1	1	0	3	
Dubois	0	0	0	0	0	0	1	1	2	0	0	4	Pulaski	0	0	0	0	0	0	0	0	1	0	0	0	1	
Elkhart	0	1	2	1	0	1	2	7	5	10	7	0	36	Putnam	0	0	0	0	0	0	1	0	1	0	0	2	
Fayette	0	1	0	0	1	0	0	1	5	0	0	8	Randolph	0	0	0	0	0	0	0	0	1	0	0	0	1	
Floyd	0	0	1	1	0	0	0	0	0	1	1	0	4	Ripley	0	0	2	1	0	0	0	0	0	0	9	0	12
Fountain	0	0	0	0	0	0	0	1	3	1	0	5	Rush	0	0	0	0	0	0	0	2	0	0	0	0	2	
Franklin	0	0	0	0	0	0	0	1	1	0	0	2	St. Joseph	2	1	0	2	0	0	0	5	1	6	0	0	17	
Fulton	0	0	0	0	0	0	0	0	1	0	0	1	1	Scott	0	0	0	0	0	1	2	4	0	2	0	9	
Gibson	0	0	0	0	0	1	2	1	2	1	0	7	Shelby	0	1	1	0	0	0	0	1	1	4	4	0	12	
Grant	0	0	1	1	0	2	1	2	5	1	0	13	Spencer	0	0	0	1	0	0	0	0	2	0	0	0	3	
Greene	0	0	0	0	0	0	0	0	0	2	0	0	2	Starke	0	1	0	0	0	0	0	1	2	0	0	4	
Hamilton	0	0	0	2	0	0	0	1	4	2	0	9	Steuben	0	0	0	0	0	1	2	0	1	0	0	0	4	
Hancock	0	0	0	0	0	1	0	0	3	0	0	4	Sullivan	0	0	0	0	1	0	1	0	0	1	0	0	3	
Harrison	0	0	3	1	0	0	0	0	0	0	0	4	Switzerland	0	0	0	0	0	0	0	0	0	0	0	0	0	
Hendricks	0	0	0	0	0	0	2	1	2	1	0	6	Tippecanoe	0	0	0	1	0	2	1	4	2	3	5	0	18	
Henry	0	0	0	0	0	2	0	3	6	1	0	12	Tipton	0	0	0	0	0	0	0	0	0	0	0	0	0	
Howard	1	0	2	1	1	0	0	1	2	1	1	10	Union	0	0	0	1	0	0	0	0	0	1	0	0	2	
Huntington	0	0	0	0	2	0	1	3	6	4	0	16	Vanderburgh	0	0	0	1	0	3	4	1	4	12	7	0	32	
Jackson	0	0	1	0	0	2	1	5	4	0	0	13	Vermillion	0	0	0	0	0	0	0	1	1	1	0	0	3	
Jasper	0	0	0	0	0	0	2	0	4	1	0	7	Vigo	0	0	1	0	0	0	0	0	0	3	1	0	5	
Jay	0	0	1	0	0	1	1	1	3	0	0	7	Wabash	0	0	0	0	0	0	0	2	2	1	0	0	5	
Jefferson	0	0	0	0	0	1	1	3	2	0	0	7	Warren	0	0	0	0	0	0	0	0	0	0	0	0	0	
Jennings	0	0	0	0	0	1	0	0	2	1	0	4	Warrick	0	0	0	0	0	0	0	0	1	0	0	0	1	
Johnson	0	0	2	1	0	0	3	2	5	6	0	19	Washington	0	0	2	1	1	0	0	0	1	2	0	0	7	
Knox	0	0	0	0	0	0	1	1	0	0	0	2	Wayne	0	0	0	0	0	0	1	1	2	0	0	0	4	
Kosciusko	0	0	0	2	1	0	0	1	2	3	0	9	Wells	0	0	0	0	0	0	0	0	1	4	0	0	5	
LaGrange	0	0	0	1	0	0	0	2	3	1	0	7	White	0	0	0	0	0	0	0	0	1	0	0	0	1	
Lake	1	0	1	0	0	1	1	2	2	6	0	14	Whitley	0	0	0	0	0	0	1	0	1	0	0	0	2	
LaPorte	0	0	0	0	0	0	3	0	1	0	0	4	Unknown	0	0	0	0	0	0	0	0	0	0	0	0	1	
Lawrence	0	1	0	0	0	1	0	1	1	2	4	0	10	Totals	12	8	43	29	13	18	33	106	130	278	125	1	796

Data based on Most Serious Offense and includes only New- and Recommittments.

Parole violators are not included.

**Other* may include missing, habitual offense, contempt of court, or misdemeanor.

***Unknown" represents offenders who were sentenced to DOC, but County of Commitment data was unavailable.

Source: Prsadm7.pgm

Indiana Department of Correction

Table 7

Release Type by County of Commitment - Adult Offenders

August 2019

County	Release Type				Total	County	Release Type				Total
	Parole	Probation	Discharged	CTP			Parole	Probation	Discharged	CTP	
Adams	2	1	0	0	3	Madison	23	15	4	5	47
Allen	22	14	8	9	53	Marion	98	47	26	25	196
Bartholomew	3	0	2	1	6	Marshall	4	0	1	2	7
Benton	0	0	0	0	0	Martin	0	0	1	0	1
Blackford	1	0	0	0	1	Miami	0	2	0	0	2
Boone	2	1	0	0	3	Monroe	1	2	1	0	4
Brown	1	0	0	0	1	Montgomery	4	2	1	0	7
Carroll	3	1	0	0	4	Morgan	7	1	0	0	8
Cass	4	0	0	2	6	Newton	1	3	0	0	4
Clark	7	3	1	0	11	Noble	7	2	2	0	11
Clay	0	2	1	0	3	Ohio	1	3	0	0	4
Clinton	5	2	2	1	10	Orange	0	1	0	0	1
Crawford	0	1	0	0	1	Owen	1	0	0	0	1
Daviess	1	2	0	0	3	Parke	1	0	0	0	1
Dearborn	3	10	1	0	14	Perry	1	1	1	0	3
Decatur	3	1	0	0	4	Pike	1	0	0	0	1
DeKalb	2	1	1	0	4	Porter	4	2	0	0	6
Delaware	7	4	0	0	11	Posey	1	2	0	0	3
Dubois	0	0	0	0	0	Pulaski	1	1	0	0	2
Elkhart	13	11	1	4	29	Putnam	2	1	0	1	4
Fayette	1	0	1	4	6	Randolph	1	0	1	0	2
Floyd	4	3	1	0	8	Ripley	3	2	0	0	5
Fountain	0	0	0	0	0	Rush	2	2	2	1	7
Franklin	1	0	2	0	3	St. Joseph	9	8	1	0	18
Fulton	3	0	0	0	3	Scott	4	4	0	1	9
Gibson	0	1	0	1	2	Shelby	7	1	1	2	11
Grant	5	7	2	1	15	Spencer	2	0	0	0	2
Greene	1	5	0	1	7	Starke	2	0	0	0	2
Hamilton	5	7	2	0	14	Steuben	1	1	0	1	3
Hancock	2	3	1	0	6	Sullivan	0	0	2	0	2
Harrison	3	2	1	0	6	Switzerland	0	0	0	2	2
Hendricks	9	2	0	0	11	Tippecanoe	8	11	1	3	23
Henry	2	5	0	1	8	Tipton	0	0	0	1	1
Howard	7	4	2	1	14	Union	0	0	0	0	0
Huntington	2	7	0	0	9	Vanderburgh	21	4	5	6	36
Jackson	2	2	3	0	7	Vermillion	2	0	0	0	2
Jasper	2	1	0	0	3	Vigo	5	5	0	5	15
Jay	0	0	1	1	2	Wabash	5	4	0	0	9
Jefferson	5	0	2	0	7	Warren	0	1	0	1	2
Jennings	2	0	0	0	2	Warrick	2	0	0	0	2
Johnson	15	9	3	0	27	Washington	1	0	0	1	2
Knox	1	2	0	1	4	Wayne	12	3	4	0	19
Kosciusko	4	3	1	0	8	Wells	2	4	1	1	8
LaGrange	0	1	0	1	2	White	0	0	0	0	0
Lake	10	4	6	5	25	Whitley	2	1	0	0	3
LaPorte	5	4	2	0	11	Unknown	0	0	0	0	0
Lawrence	3	1	1	2	7	Totals	422	263	103	94	882

This data excludes Temporary Moves, Safekeepers, Predispositions, Escapes, Deaths, releases from CTP and releases from Out of State Parole.

*"Unknown" represents offenders who were sentenced to DOC, but County of Commitment data was unavailable.

Source: prisrel7.pgm

Indiana Department of Correction
Table 8
The Number of Department of Correction Offenders
Held in County Jails*
July 29, 2019

<u>County</u>	<u>Adult Male</u>	<u>Adult Female</u>	<u>County</u>	<u>Adult Male</u>	<u>Adult Female</u>	<u>County</u>	<u>Adult Male</u>	<u>Adult Female</u>
Adams	0	0	Hendricks	3	0	Pike	1	0
Allen	13	1	Henry**	0	0	Porter	2	0
Bartholomew	2	1	Howard	6	3	Posey	0	0
Benton	0	0	Huntington	4	1	Pulaski**	0	0
Blackford**	3	2	Jackson	4	0	Putnam**	2	0
Boone	0	1	Jasper	1	0	Randolph	0	0
Brown	0	0	Jay	2	0	Ripley	5	0
Carroll	1	0	Jefferson	2	0	Rush	1	0
Cass	7	1	Jennings	0	0	St. Joseph	2	2
Clark	2	0	Johnson	3	1	Scott	3	0
Clay	2	0	Knox**	0	0	Shelby	4	1
Clinton	2	2	Kosciusko	6	1	Spencer**	4	0
Crawford**	0	0	LaGrange	2	0	Starke	1	0
Daviess	2	0	Lake	15	1	Steuben	1	0
Dearborn	1	4	LaPorte	3	0	Sullivan	2	0
Decatur	7	0	Lawrence	0	0	Switzerland	0	0
DeKalb	2	0	Madison	4	2	Tippecanoe	6	1
Delaware	1	0	Marion	27	2	Tipton	0	0
Dubois	0	0	Marshall	3	3	Union	1	0
Elkhart	19	3	Martin	0	0	Vanderburgh	20	1
Fayette	3	1	Miami	5	0	Vermillion	1	0
Floyd	2	0	Monroe	3	0	Vigo	2	1
Fountain	1	0	Montgomery	0	0	Wabash	4	0
Franklin	2	0	Morgan	3	2	Warren	0	0
Fulton	2	0	Newton	0	0	Warrick	0	0
Gibson	3	1	Noble	3	0	Washington	4	0
Grant	2	2	Ohio	0	0	Wayne	5	0
Greene	1	0	Orange**	3	1	Wells**	2	0
Hamilton	4	1	Owen	4	1	White	3	0
Hancock	1	0	Parke	2	0	Whitley	1	0
Harrison**	1	1	Perry	0	0	Total	271	45

* Data is based on known frequencies reported by the counties; some county data may be missing

** County Jail Substance Abuse Programs

Source: Offender Movement

Indiana Department of Correction
Table 9
Community Transition Program
Average Daily Populations

<u>Month</u>	<u>2015</u>	<u>2016</u>	<u>2017</u>	<u>2018</u>	<u>2019</u>
January	457	518	465	392	382
February	442	480	475	402	379
March	468	492	475	411	372
April	529	518	481	441	376
May	549	499	487	443	396
June	539	469	481	398	379
July	539	491	445	386	393
August	559	496	421	395	
September	538	509	400	387	
October	564	478	385	384	
November	528	470	389	366	
December	<u>522</u>	<u>461</u>	<u>372</u>	<u>381</u>	
YEARLY AVERAGE	519	490	440	399	382

Source: CTP Database and OIS Warmbody

Indiana Department Of Correction
Table 10
Community Transition Program
July 2019 Release Information (Felony Level A-D)

Total number of offenders eligible to be released =		186
Felony A and B total =	138	
Felony C total =	38	
Felony D total =	6	
Murder =	4	
Total number of offenders transitioned to counties for CTP =		40
By default (lack of response from judge)		
Felony A or B =	0	
Felony C =	3	
Felony D =	1	
By approval by court order from judge		
Felony A or B =	29	
Felony C =	5	
Felony D =	1	
Murder =	1	
Total number of offenders transitioned to counties then returned to DOC due to refusal (court ordered denial upon receipt of offender) =		0
Total number of court ordered denials =		112
Felony A or B =	80	
Felony C =	26	
Felony D =	4	
Murder =	2	
Total number of Felony A or B, or Murder denials by default (no response from judge) =		23
Total number of offenders who became ineligible after eligibility determined but prior to CTP commencement date (reasons include change in Earliest Possible Release Date, change in warrant status, released to probation or to parole, other miscellaneous) =		11
Felony A or B =	6	
Felony C =	4	
Felony D =	0	
Murder =	1	

Source: SAS - CTP2 Adms

Indiana Department Of Correction
Table 10
Community Transition Program
July 2019 Release Information (Felony Level 1-6)

Total number of offenders eligible to be released =		234
Felony 1 and 2 total =	1	
Felony 3 and 4 total =	77	
Felony 5 and 6 total =	156	
Total number of offenders transitioned to counties for CTP =		49
By default (lack of response from judge)		
Felony 1 and 2 total =	0	
Felony 3 and 4 total =	0	
Felony 5 and 6 total =	12	
By approval by court order from judge		
Felony 1 and 2 total =	0	
Felony 3 and 4 total =	17	
Felony 5 and 6 total =	20	
Total number of offenders transitioned to counties then returned to DOC due to refusal (court ordered denial upon receipt of offender) =		0
Total number of court ordered denials =		146
Felony 1 and 2 total =	1	
Felony 3 and 4 total =	40	
Felony 5 and 6 total =	105	
Total number of Felony 1 or 2 denials by default (no response from judge) =		0
Total number of offenders who became ineligible after eligibility determined but prior to CTP commencement date (reasons include change in Earliest Possible Release Date, change in warrant status, released to probation or to parole, other miscellaneous) =		28
Felony 1 and 2 total =	0	
Felony 3 and 4 total =	9	
Felony 5 and 6 total =	19	

Indiana Department of Correction
Table 11
Total Number of Felony Offenses
Committed to the Indiana Department of Correction

July 2019

Felony Level	Primary Offense	Secondary Offense	Jul-19		This Calendar Year	
			SEX		SEX	
			F	M	F	M
A Felony	Burglary (35-43-2-1)		-	-	-	3
	Child Molesting (35-42-4-3)		-	5	1	28
	Dealing Cocaine or Narcotic Drug (35-48-4-1)		-	5	1	21
	Dealing Methamphetamine (35-48-4-1.1)		-	1	5	2
	Dealing Sched I, II, or III Cntrl Sub (35-48-4-2)		-	-	-	1
	Possession of Cocaine or Narcotic Drug (35-48-4-6)		-	-	-	1
	Rape (35-42-4-1)		-	-	-	1
	Robbery (35-42-5-1)		-	1	-	2
	Voluntary Manslaughter (35-42-1-3)		-	-	-	3
A Felony Total			0	12	7	62

Felony Level	Primary Offense	Secondary Offense	Jul-19		This Calendar Year	
			SEX		SEX	
			F	M	F	M
B Felony	Aggravated Battery (35-42-2-1.5)		-	-	-	3
	Arson (35-43-1-1)		-	1	-	4
	Battery (35-42-2-1)		-	-	-	3
	Burglary (35-43-2-1)		2	8	9	83
	Carjacking (35-42-5-2)		-	-	-	1
	Child Molesting (35-42-4-3)		-	2	-	12
	Criminal Confinement (35-42-3-3)		-	-	-	2
	Criminal Deviate Conduct (35-42-4-2)		-	1	-	1
	Dealing Cocaine or Narcotic Drug (35-48-4-1)		-	5	4	56
	Dealing Methamphetamine (35-48-4-1.1)		2	10	14	50
	Dealing Sched I, II, or III Cntrl Sub (35-48-4-2)		3	3	18	22
	Dealing Sched IV Cntrl Sub (35-48-4-3)		-	1	-	1
	Felon in Possession of a Firearm (35-47-4-5)		-	-	1	8
	Incest (35-46-1-3)		-	1	-	3
	Neglect of a Dependent (35-46-1-4)		-	-	1	2
	Operating Vehicle Intoxicated/Death (9-30-5-5)		-	-	-	2
	Possession Methamphetamine (35-48-4-6.1)		-	1	1	4
	Possession of Cocaine or Narcotic Drug (35-48-4-6)		-	-	2	3
	Prisoner Poss. Dang Device/Material (35-44-3-9.5)		-	-	-	1
	Rape (35-42-4-1)		-	-	-	4
	Robbery (35-42-5-1)		-	5	4	48
	Sexual Misconduct with a Minor (35-42-4-9)		-	1	-	10
B Felony Total			7	39	54	323

Felony Level	Primary Offense	Secondary Offense	Jul-19		This Calendar Year	
			SEX		SEX	
			F	M	F	M
C Felony	Battery (35-42-2-1)		-	2	-	10
	Burglary (35-43-2-1)		-	6	-	41
	Child Exploitation (35-42-4-4)		-	-	-	1
	Child Molesting (35-42-4-3)		-	8	-	39
	Conspiracy (35-41-5-2)	Burglary (35-43-2-1)	-	-	-	3
	Corrupt Business Influence (35-45-6-2)		-	-	-	4
	Criminal Recklessness (35-42-2-2)		-	-	1	3
	Dangerous Control of a Handgun (35-47-10-6)		-	-	-	1
	Dealing Cocaine or Narcotic Drug (35-48-4-1)		-	1	-	1
	Dealing Marijuana, Hash Oil, or Hashish (35-48-4-10)		-	-	-	2
	Dealing Sched IV Controlled Substance (35-48-4-3)		-	-	1	1
	Driving After Forfeiture (9-12-3-2)		-	-	-	1
	Escape/Failure to Return (35-44-3-5)		-	-	-	1
	Failure to Register as a Sex Offender (11-8-8-17)		-	-	-	2
	Firearm w/in One Mile of School (35-47-2-1)		-	-	-	2
	Forgery (35-43-5-2)		-	2	4	24
	Fraud on Financial Institution (35-43-5-8)		-	-	-	3
	Handgun Violation (35-47-2-7)		-	-	-	3
	Incest (35-46-1-3)		-	1	-	1
	Intimidation (35-45-2-1)		-	-	-	1
	Neglect of a Dependent (35-46-1-4)		-	-	2	2
	Non-Support of Dependent Child (35-46-1-5)		-	13	1	38
	Oper Veh Intox Prev Conv (9-30-5-2)		-	-	1	-
	Operating Vehicle w/Lifetime Suspension (9-30-10-17)		-	1	-	7
	Operating Vehicle-Habitual Violation (9-30-10-16)		-	-	-	2
	Possession Methamphetamine (35-48-4-6.1)		1	1	1	2
	Possession of Cocaine or Narcotic Drug (35-48-4-6)		-	-	1	4
	Possession of Controlled Substance (35-48-4-7)		-	1	1	1
	Possession of Precursors (35-48-4-14.5)		-	-	-	2
	Robbery (35-42-5-1)		1	1	1	14
	Sexual Misconduct with a Minor (35-42-4-9)		-	2	-	8
	Trafficking with an Inmate (35-44-3-9)		-	1	-	1
	Welfare Fraud (35-43-5-7)		1	-	3	-
C Felony Total			3	40	17	225

Felony Level	Primary Offense	Secondary Offense	Jul-19		This Calendar Year	
			SEX		SEX	
			F	M	F	M
D Felony	Attempt to Commit a Felony (35-41-5-1)	Theft, Receiving Stolen Property (35-43-4-2)	-	-	-	1
	Auto Theft, Receiving Stolen Parts (35-43-4-2.5)		-	-	-	6
	Battery (35-42-2-1)		1	-	1	2
	Battery by Bodily Waste (35-42-2-6)		-	-	3	1
	Check Fraud (35-43-5-12)		-	-	1	2
	Child Pornography (35-42-4-4)		-	1	-	1
	Criminal Confinement (35-42-3-3)		-	-	-	2
	Criminal Mischief (35-43-1-2)		-	-	1	-
	Criminal Recklessness (35-42-2-2)		-	-	1	5
	Dealing Marijuana, Hash Oil, or Hashish (35-48-4-10)		-	-	-	1
	Dealing/Poss. Look-Alike Subs (35-48-4-11.5)		-	-	1	-
	Domestic Battery (35-42-1-3)		-	-	-	1
	Driving While Intoxicated/Injury (9-11-2-4)		-	-	-	2
	Driving While Suspended/Oper Veh HTV (9-30-10-16)		-	1	2	4
	Exploit Endangered Adult (35-46-1-12)		-	-	-	1
	Fail to Stop Accident w/Injury (9-26-1-1)		-	-	1	2
	Failure to Appear (35-44-3-6)		-	-	-	1
	Failure to Register as a Sex Offender (11-8-8-17)		-	-	-	1
	Failure to Return to Lawful Detention (35-44-3-5)		-	1	-	4
	Fraud (35-43-5-4)		-	-	-	1
	Identity Deception (35-43-5-3.5)		-	1	-	1
	Intimidation (35-45-2-1)		-	1	2	1
	Involuntary Manslaughter (35-42-1-4)		-	-	-	1
	Maintaining a Common Nuisance (35-48-4-13)		-	1	2	5
	Neglect of a Dependent (35-46-1-4)		-	-	-	1
	Non-Support of a Child (35-46-1-5)		-	-	1	11
	Obstruction of Justice (35-44-3-4)		1	-	1	-
	Operating Vehicle Intox-Prior (9-30-5-3)		-	1	1	5
	Operating Vehicle Intoxicated-Endanger (9-30-5-2)		-	1	-	2
	Poss. of Marijuana, Hash Oil, or Hashish (35-48-4-11)		-	-	1	4
	Possession - Syringe/Needle (16-42-19-18)		-	-	2	-
	Possession of Cocaine or Narcotic Drug (35-48-4-6)		1	1	3	7
	Possession of Controlled Substance (35-48-4-7)		-	-	2	8
	Possession of Meth(35-48-4-6.1)		-	-	2	5
	Possession of Precursors (35-48-4-14.5)		-	1	-	3
	Possession/Use of Legend Drug (16-42-19-13)		-	-	1	-
	Residential Entry (35-43-2-1.5)		1	-	1	1
	Resisting Law Enforcement (35-44-3-3)		-	2	1	10
	Sexual Battery (35-42-4-8)		-	1	-	6
	Sexual Misconduct with a Minor (35-42-4-9)		-	-	-	2
	Strangulation (35-42-2-9)		-	-	-	1
	Theft, Receiving Stolen Property (35-43-4-2)		2	3	6	53
	Vicarious Sexual Gratification (35-42-4-5)		-	-	-	1
	Welfare Fraud (35-43-5-7)		-	-	-	4
D Felony Total			6	16	37	170

Felony Level	Primary Offense	Secondary Offense	Jul-19		This Calendar Year	
			SEX		SEX	
			F	M	F	M
Level 1 Felony	Aggravated Battery (35-42-2-1.5)		-	-	-	2
	Attempt to Commit a Felony (35-41-5-1)	Murder (35-42-1-1)	-	4	2	21
	Burglary (35-43-2-1)		-	-	-	4
	Child Molesting (35-42-4-3)		-	18	2	85
	Criminal Gang Enhancement (35-50-2-15)		-	-	-	1
	Firearm Enhancement (35-50-2-11)		-	1	-	1
	Neglect of a Dependent/Death (35-46-1-4)		-	2	2	3
	Rape (35-42-4-1)		-	1	-	8
	Sex Misconduct w/ Minor (35-42-4-9)		-	1	-	2
Level 1 Felony Total			0	27	6	127

Felony Level	Primary Offense	Secondary Offense	Jul-19		This Calendar Year	
			SEX		SEX	
			F	M	F	M
Level 2 Felony	Aiding, Inducing or Causing an Offense (35-41-2-4)	Dealing Cocaine or Narcotic Drug (35-48-4-1)	-	-	1	-
		Robbery (35-42-5-1)	-	-	-	1
	Arson (35-43-1-1)		-	-	1	-
	Attempt to Commit a Felony (35-41-5-1)	Robbery (35-42-5-1)	-	1	2	4
		Voluntary Manslaughter (35-42-1-3)	-	-	-	1
	Battery (35-42-2-1)		-	-	-	3
	Burglary (35-43-2-1)		-	1	2	9
	Child Molesting (35-42-4-3)		-	1	-	2
	Conspiracy (35-41-5-2)	Burglary (35-43-2-1)	-	-	-	4
		Dealing Methamphetamine (35-48-4-1.1)	-	-	-	2
		Robbery (35-42-5-1)	1	-	2	-
	Criminal Confinement (35-42-3-3)		-	-	1	-
	Dealing Cocaine or Narcotic Drug (35-48-4-1)		-	8	6	67
	Dealing Methamphetamine (35-48-4-1.1)		4	17	37	111
	Dealing Sched I, II, or III Cntrl Sub (35-48-4-2)		-	-	-	3
	Dom. Batt. Rslt in Dth of a Minor under 14 (35-42-2-1.3A)		-	1	-	1
	Manufacturing Methamphetamine (35-42-4-5)		-	-	-	1
	Resisting Law Enforcement (35-44-1-3-1)		-	-	-	1
	Robbery (35-42-5-1)		2	-	4	15
	Voluntary Manslaughter (35-42-1-3)		-	-	2	11
Level 2 Felony Total			7	29	58	236

Felony Level	Primary Offense	Secondary Offense	Jul-19		This Calendar Year		
			SEX		SEX		
			F	M	F	M	
Level 3 Felony	Accident/Failure to Stop-Serious Inj/Death (9-26-1-1.1)		-	1	-	3	
	Aggravated Battery (35-42-2-1.5)		1	11	5	58	
		Firearm Enhancement (35-50-2-11)	-	-	-	1	
	Aiding, Inducing or Causing an Offense (35-41-2-4)	Aggravated Battery (35-42-2-1.5)	-	-	-	1	
		Dealing Methamphetamine (35-48-4-1.1)	-	-	1	1	
		Robbery (35-42-5-1)	-	-	1	4	
	Arson (35-43-1-1)		-	-	-	1	
	Attempt to Commit a Felony (35-41-5-1)	Aggravated Battery (35-42-2-1.5)	-	-	-	3	
		Kidnapping (35-42-3-2)	-	-	-	1	
		Rape (35-42-4-1)	-	1	-	4	
		Robbery (35-42-5-1)	-	-	1	6	
	Battery (35-42-2-1)		-	1	1	7	
	Burglary (35-43-2-1)		-	3	2	10	
	Child Molesting (35-42-4-3)		-	7	-	22	
	Conspiracy (35-41-5-2)	Burglary (35-43-2-1)	-	-	-	1	
		Dealing Methamphetamine (35-48-4-1.1)	-	1	-	2	
		Robbery (35-42-5-1)	-	1	-	3	
	Criminal Confinement (35-42-3-3)		-	9	2	27	
	Dealing Cocaine or Narcotic Drug (35-48-4-1)		1	9	8	64	
	Dealing Methamphetamine (35-48-4-1.1)		6	14	26	86	
	Dealing Sched I, II, or III Cntrld Sub (35-48-4-2)		1	2	5	4	
	Dealing Sched IV Cntrld Sub (35-48-4-3)		-	-	-	3	
	Domestic Battery SBI Under 14 (35-42-2-1.3A)		-	-	-	2	
	Kidnapping (35-42-3-2)		-	-	-	10	
	Manufacturing Meth (35-48-4-1.2)		-	-	-	2	
	Neglect of a Dependent/Death (35-46-1-4)		1	1	10	6	
	Possession of Cocaine or Narcotic Drug (35-48-4-6)		-	1	2	8	
	Possession of Meth (35-48-4-6.1)		2	5	11	35	
	Rape (35-42-4-1)		-	5	-	26	
	Robbery (35-42-5-1)		3	43	26	226	
	Vicarious Sexual Gratification (35-42-4-5)		-	-	-	1	
	Level 3 Felony Total			15	115	101	628

Felony Level	Primary Offense	Secondary Offense	Jul-19		This Calendar Year	
			SEX		SEX	
			F	M	F	M
Level 4 Felony	Aiding, Inducing or Causing an Offense (35-41-2-4)	Burglary (35-43-2-1)	-	1	-	1
		Conspiracy (35-41-5-2)	-	1	-	1
		Dealing Cocaine or Narcotic Drug (35-48-4-1)	-	-	-	1
		Dealing Methamphetamine (35-48-4-1.1)	-	-	2	2
		Possession of Meth (35-48-4-6.1)	-	-	1	-
	Arson (35-43-1-1)		-	8	3	21
	Attempt to Commit a Felony (35-41-5-1)	Burglary (35-43-2-1)	-	-	-	1
		Child Molesting (35-42-4-3)	-	1	-	1
		Conspiracy (35-41-5-2)	-	-	-	1
		Pharmacy Robbery (35-45-5-1B)	-	-	-	1
	Battery (35-42-2-1)		-	-	-	1
	Burglary (35-43-2-1)		4	31	33	232
	Child Exploitation (35-42-4-4)		-	-	-	5
	Child Molesting (35-42-4-3)		-	31	1	105
	Child Solicitation (35-42-4-6)		-	-	-	3
	Conspiracy (35-41-5-2)	Burglary (35-43-2-1)	-	-	-	2
		Conspiracy (35-41-5-2)	-	1	-	2
		Dealing Cocaine or Narcotic Drug (35-48-4-1)	-	-	2	-
		Dealing Methamphetamine (35-48-4-1.1)	-	-	2	1
	Dealing Cocaine or Narcotic Drug (35-48-4-1)		-	9	18	61
	Dealing Methamphetamine (35-48-4-1.1)		10	20	49	131
	Dealing Sched I, II, or III Cntrld Sub (35-48-4-2)		-	-	5	6
	Dealing Sched IV Controlled Substance (35-48-4-3)		-	-	-	3
	Escape 35-44.1-3-4		-	-	-	1
	Felon in Possession of a Firearm (35-47-4-5)		1	25	6	194
	Human Sexual Trafficking (35-42-3.5-1)		-	-	-	1
	Incest (35-46-1-3)		-	2	-	4
	Manufacturing Meth (35-48-4-1.2)		-	1	1	3
	Operating Vehicle Intoxicated/Death (9-30-5-5)		-	5	4	9
	Pharmacy Robbery (35-42-5-1(b))		-	2	1	2
	Possession of Cocaine or Narcotic Drug (35-48-4-6)		-	2	3	19
	Possession of Meth (35-48-4-6.1)		1	9	20	59
	Sexual Battery (35-42-4-8)		-	-	-	2
Sexual Misconduct with a Minor (35-42-4-9)		1	4	4	38	
Stalking (35-45-10-5)		-	-	-	2	
Vicarious Sexual Gratification (35-42-4-5)		-	-	-	7	
Level 4 Felony Total			17	153	155	923

Felony Level	Primary Offense	Secondary Offense	Jul-19		This Calendar Year	
			SEX		SEX	
			F	M	F	M
Level 5 Felony	Accident/Failure to Stop-Serious Inj/Death (9-26-1-8)		-	-	-	1
	Aiding, Inducing or Causing an Offense (35-41-2-4)	Assisting a Criminal (35-44.1-2-5)	-	-	1	-
		Burglary (35-43-2-1)	1	-	1	3
		Dealing Cocaine or Narcotic Drug (35-48-4-1)	-	-	1	1
		Dealing Methamphetamine (35-48-4-1.1)	-	-	1	-

Felony Level	Primary Offense	Secondary Offense	Jul-19		This Calendar Year	
			SEX		SEX	
			F	M	F	M
Level 5 Felony (cont'd)		Dealing in Methamphetamine (35-48-4-1.1)	1	-	1	1
		Escape (35-44.1-3-4)	-	-	1	-
		Robbery (35-42-5-1)	-	-	-	4
		Trafficking with an Inmate (35-44.1-3-5)	-	2	-	2
	Assisting a Criminal (35-44.1-2-5)		-	2	1	9
	Attempt to Commit a Felony (35-41-5-1)	Battery (35-42-2-1)	1	2	2	6
		Burglary (35-43-2-1)	-	2	-	3
		Escape (35-44.1-3-4)	-	-	-	2
		Fraud on Financial Institution (35-43-5-8)	-	-	1	3
		Kidnapping (35-42-3-2)	-	-	-	2
		Robbery (35-42-5-1)	-	1	-	5
	Auto Theft, Receiving Stolen Parts (35-43-4-2.5)		-	1	-	10
	Battery (35-42-2-1)		6	36	49	252
	Bribery (35-44.1-1-2)		-	-	1	2
	Burglary (35-43-2-1)		4	32	23	235
	Child Exploitation (35-42-4-4)		-	-	1	24
	Child Pornography (35-42-4-4(C))		-	-	-	9
	Child Possession of a Firearm (35-47-10-5)		-	1	-	3
	Child Seduction (35-42-4-7)		-	-	-	4
	Child Solicitation (35-42-4-6)		-	5	2	21
	Conspiracy (35-41-5-2)	Burglary (35-43-2-1)	-	1	-	2
		Child Exploitation (35-42-4-4)	-	-	-	1
		Dealing Cocaine or Narcotic Drug (35-48-4-1)	-	-	2	2
		Dealing in Methamphetamine (35-48-4-1.1)	-	-	-	1
		Fraud on Financial Institution (35-43-5-8)	-	-	1	2
		Robbery (35-42-5-1)	-	1	-	4
		Trafficking with an Inmate (35-44.1-3-5)	-	-	-	3
	Contrib. to the Delinquency of a Minor(35-46-1-8)		-	-	1	-
	Conversion (35-43-4-3)		-	-	1	1
	Corrupt Business Influence (35-45-6-2)		-	1	5	13
	Criminal Confinement (35-42-3-3)		-	7	-	42
	Criminal Gang Enhancement (35-50-2-15)		-	-	-	1
	Criminal Recklessness (35-42-2-2)		2	2	3	29
	Dangerous Control of a Handgun (35-47-10-6)		-	-	-	1
	Dealing Cocaine or Narcotic Drug (35-48-4-1)		2	13	26	89
	Dealing Marijuana, Hash Oil, or Hashish (35-48-4-10)		-	4	-	11
	Dealing Methamphetamine (35-48-4-1.1)		5	25	44	160
	Dealing Sched I, II, or III Cntrl Sub (35-48-4-2)		1	1	5	10
	Dealing Sched IV Cntrl Sub (35-48-4-3)		-	-	1	6
	Dealing in Methamphetamine (35-48-4-1.1)		4	18	38	119
	Dealing/Poss. Look-Alike Subs (35-48-4-4.6)		3	1	5	11
	Disarm/Attempt to Disarm an Officer (35-44.1-3-2)		-	1	-	10
	Domestic Battery (35-42-2-1.3)		-	17	7	106
	Escape (35-44.1-3-4)		-	7	10	38
	Fail to Stop Acc Death (9-26-1-1.1)		-	1	-	9
	Failure to Register as a Sex Offender (11-8-8-17)		-	17	2	71
	Firearm w/in One Mile of School (35-47-2-1)		1	28	12	199
	Fraud on Financial Institution (35-43-5-8)		1	4	21	34
	Incest (35-46-1-3)		-	-	1	-
	Insurance Fraud (35-43-5-4.5)		-	-	1	-
Intimidation (35-45-2-1)		1	9	3	63	
Involuntary Manslaughter (35-42-1-4)		-	-	-	2	
Kidnapping (35-42-3-2)		-	-	-	4	
Manufacture Destruct Device (35-47.5-5-2)		-	-	-	1	
Neglect of a Dependent/Death (35-46-1-4)		1	1	5	18	
Non-Support of Dependent Child (35-46-1-5)		2	2	3	9	
Obliterating Handgun I.D. (35-47-2-18)		-	3	1	14	
Obstruction of Justice (35-44.1-2-2)		-	-	-	8	
Oper Veh Aft Life Susp (9-30-10-17)		-	23	8	141	
Operating Veh while Intoxicated (9-30-5-2)		-	-	-	1	
Operating Vehicle Intoxicated-Contrld Sub (9-30-5-1)		-	1	-	3	
	Habitual Offender Controlled Substance (35-50-2-10)	-	-	-	1	
Operating Vehicle Intoxicated/Death (9-30-5-5)		-	2	-	6	
Operating Vehicle Intoxicated/Injury (9-30-5-4)		-	1	-	3	
Possession - Destruct Device (35-47.5-5-2)		-	-	-	1	
Possession of Cocaine or Narcotic Drug 35-48-4-6		1	7	12	63	
Possession of Dangerous Device (35-44.1-3-7)		-	1	-	2	
Possession of Precursors (35-48-4-14.5)		-	-	1	1	
Possession of Syringes or Needles (16-42-19-18)		-	-	3	5	
Possession/Use of Legend Drug (16-42-19-13)		-	-	2	1	
Promoting Prostitution (35-45-4-4)		-	-	-	1	
Prov Gun to Inel Per (35-47-2.5-16)		-	-	-	1	
Reckless Homicide (35-42-1-5)		-	2	2	9	
Resisting Law Enforcement (35-44.1-3-1)		-	-	-	3	
Robbery (35-42-5-1)		-	17	7	126	
Sexual Misconduct with a Minor (35-42-4-9)		-	8	2	51	
Stalking (35-45-10-5)		-	1	1	17	
Strangulation (35-42-2-9)		-	-	-	2	
Theft, Receiving Stolen Property (35-43-4-2)		-	2	6	36	
Trafficking with an Inmate (35-44.1-3-5)		-	1	13	20	
Vicarious Sexual Gratification (35-42-4-5)		-	2	-	3	
Level 5 Felony Total			37	316	341	2193

Felony Level	Primary Offense	Secondary Offense	Jul-19		This Calendar Year	
			SEX		SEX	
			F	M	F	M
Level 6 Felony	Abuse of a Corpse (35-45-11-2)		-	-	-	1
	Accident/Failure to Stop-Serious Inj/Death (9-26-1-8)		-	-	-	1
	Aiding in Manufacture of Sch II Cont Subst (35-48-4-2)		-	-	1	2
	Aiding, Inducing or Causing an Offense (35-41-2-4)	Theft, Receiving Stolen Property (35-43-4-2)	-	-	-	3
	Arson (35-43-1-1)		-	3	-	3
	Assisting a Criminal (35-44.1-2-5)		-	-	2	2
	Attempt to Commit a Felony (35-41-5-1)	Attempted/Obstruction of Justice (35-41-5-1)	-	-	1	-
		Battery (35-42-2-1)	-	-	-	1
		Residential Entry (35-43-2-1.5)	-	-	-	1
	Auto Theft, Receiving Stolen Parts (35-43-4-2.5)		2	7	6	68
	Battery 35-42-2-1		1	12	10	56
	Cheating at Gambling (4-33-10-2)		-	-	-	1
	Check Deception (35-43-5-5)		-	-	-	1
	Check Fraud (35-43-5-12)		1	-	1	-
	Child Exploitation (35-42-4-4)		-	-	-	2
	Conspiracy (35-41-5-2)	Attempted/Obstruction of Justice (35-41-5-1)	-	-	-	1
		Dealing in Sched I, II, III Substance (35-41-5-2)	1	1	1	1
	Controlled Substance Registration (35-48-4-14)		-	-	2	-
	Criminal Confinement (35-42-3-3)		-	2	-	18
	Criminal Confinement (35-42-3-3)		-	12	4	86
	Criminal Gang Enhancement (35-50-2-15)		-	-	-	2
	Criminal Mischief (35-43-1-2)		-	-	3	2
	Criminal Recklessness (35-42-2-2)		1	4	5	29
	Criminal Trespass (35-43-2-2)		-	-	-	1
	Damage Orig/Spec ID (35-43-6.5-1)		-	1	-	2
	Danger Comm Dis Carrier Int Fail to Warn (35-45-21-3)		-	-	1	-
	Dealing Marijuana, Hash Oil, or Hashish (35-48-4-10)		-	5	2	17
	Dealing Sched I, II, or III Cntrld Sub (35-48-4-2(A))		-	-	-	2
	Dealing Subs. Represent as Cntrld Subs. (35-48-4-4.5)		-	1	1	6
	Dealing/Poss. Look-Alike Subs (35-48-4-10.5)		-	-	-	6
	Dealing/Poss. Look-Alike Subs (35-48-4-11.5)		-	1	-	11
	Dissemination of Matter Harmful to Minor (35-49-3-3)		-	1	1	3
	Escape 35-44.1-3-4		9	27	41	142
	Fail to Reg Sex Off (11-8-8-17)		-	3	1	12
	Failure to Appear (35-44.1-2-9)		2	2	3	5
	Failure to Return to Acc Result Serious Inj (9-26-1-1(2))		-	-	-	1
	Falsification of record (4-33-10-2)		-	-	1	-
	Forgery, Counterfeiting, Application Fraud (35-43-5-2)		2	2	18	52
	Habitual Offender (35-50-2-8)		-	-	1	-
	Habitual Veh Subst Offender Enhance (9-30-15.5-2)		-	-	2	1
	Identity Deception (35-43-5-3.5)		-	1	2	4
	Impersonation of a Public Servant (35-44-2-3)		-	-	-	1
	Insurance Fraud (35-43-5-4.5)		4	3	11	13
	Intimidation (35-45-2-1)		-	7	1	44
	Invasion of Privacy (35-46-1-15.1)		-	2	-	23
	Kidnapping (35-42-3-2)		-	-	-	1
	Leaving the Scene of an Accident(9-26-1-1.1)		-	1	-	3
	Maintain Common Nuisance (35-45-2-1(c))		5	4	19	26
	Maintaining Common Nuisance (35-48-4-13)		-	4	1	16
	Make False Sales Document (35-43-5-16)		-	-	-	1
	Money Laundering (35-45-15-5)		-	-	-	1
	Neglect of a Dependent/Death (35-46-1-4)		5	4	17	19
	Non-Support of Dependent Child (35-46-1-5)		-	1	1	7
	Obstruction of Justice (35-44.1-2-2)		-	-	1	14
	Oper Vehicle-Intox-Prev Conv (9-30-5-3)		-	3	4	22
		Habitual Offender Controlled Substance (35-50-2-10)	-	-	1	5
	Operating Vehicle Intoxicated-Cntrld Sub (9-30-5-1)		-	3	-	12
		Habitual Offender (35-50-2-8)	-	-	-	1
		Habitual Offender Controlled Substance (35-50-2-10)	-	-	-	1
	Operating Vehicle Intoxicated-Endanger (9-30-5-2)		2	5	7	27
		Habitual Offender Controlled Substance (35-50-2-10)	-	-	-	4
	Operating Vehicle Intoxicated/Injury (9-30-5-4)		-	1	-	10
		Habitual Offender Controlled Substance (35-50-2-10)	-	1	-	1
	Operating Vehicle-Habitual Violation (9-30-10-16)		1	6	4	37
		Habitual Offender Controlled Substance (35-50-2-10)	-	-	-	1
	Perjury (35-44.1-2-1)		-	-	1	3
	Pointing a Firearm (35-47-4-3)		-	4	1	16
	Poss Paraphernalia (35-48-4-8.3)		-	-	1	-
	Poss Precursors (35-48-4-14.5)		-	1	4	6
	Possession Sched IV Cntrld Sub w/in 1,000 ft (35-48-4-7)		-	1	2	10
	Possession of Child Pornography (35-42-4-4(C))		-	1	-	7
	Possession of Cocaine or Narcotic Drug (35-48-4-6)		9	13	33	80
	Possession of Marijuana (35-48-4-11)		-	2	1	4
	Possession of Meth(35-48-4-6.1)		22	40	95	225
		Habitual Offender (35-50-2-8)	-	-	-	1
	Possession of Syringes or Needles (16-42-19-18)		15	30	73	134
	Possession or Use of Legend Drug (16-42-19-13)		1	1	17	7
	Prostitution (35-45-4-2)		-	-	1	-
	Residential Entry (35-43-2-1.5)		1	6	6	34
	Resisting Law Enforce (35-44.1-3-1)		1	33	13	170
	Sex Offender without Identification (11-8-8-15)		-	-	-	1
	Sexual Battery (35-42-4-8)		-	4	-	9
	Sexual Conduct in Presence of a Minor (35-42-4-5c)		-	-	-	2

Felony Level	Primary Offense	Secondary Offense	Jul-19		This Calendar Year	
			SEX		SEX	
			F	M	F	M
Level 6 Felony (con'td)	Sexual Misconduct with a Minor (35-42-4-9)		-	1	-	4
	Stalking (35-45-10-5)		-	-	-	3
	Strangulation (35-42-2-9)		-	3	-	34
	Synthetic ID Deception (35-43-5-3.8)		-	-	1	6
	Theft, Receiving Stolen Property (35-43-4-2)		8	32	67	267
	Unlawful Entry by Sex Offender (35-42-4-14)		-	-	-	1
Level 6 Felony Total			93	302	493	1860

Felony Level	Primary Offense	Secondary Offense	Jul-19		This Calendar Year	
			SEX		SEX	
			F	M	F	M
Murder	Murder (35-42-1-1)		1	14	8	69
		Firearm Enhancement (35-50-2-11)	-	-	-	3
Murder Total			1	14	8	72

Felony Level	Primary Offense	Secondary Offense	Jul-19		This Calendar Year	
			SEX		SEX	
			F	M	F	M
Habitual Offender	Habitual Offender (35-50-2-8)		-	-	-	6
	Habitual Offender Controlled Substance (35-50-2-10)		-	-	-	3
Habitual Offender Total			0	0	0	9

			Jul-19		This Calendar Year	
			SEX		SEX	
			F	M	F	M
Grand Total			186	1063	1277	6828

Note: Offense data may not be available for all offenders at the time this table was prepared.
Only new commitments and probation violations are reported on this table.
Parole and Community Transition Program violators are excluded on this table.
Source: SAS - all.citations_ms0.pgm

Indiana Department of Correction
 Table 12
 Number of New Admissions by Most Serious Offense
 Committed to the Indiana Department of Correction

July 2019

Felony Level	Primary Offense	Secondary Offense	Jul-19		This Calendar Year	
			SEX		SEX	
			F	M	F	M
Level A Felony	Burglary (35-43-2-1)		-	-	-	3
	Child Molesting (35-42-4-3)		-	2	1	16
	Dealing Cocaine or Narcotic Drug (35-48-4-1)		-	4	1	20
	Dealing Methamphetamine (35-48-4-1.1)		-	1	5	2
	Possession of Cocaine or Narcotic Drug (35-48-4-6)		-	-	-	1
	Robbery (35-42-5-1)		-	1	-	2
	Voluntary Manslaughter (35-42-1-3)		-	-	-	3
Level A Felony			0	8	7	47

Felony Level	Primary Offense	Secondary Offense	Jul-19		This Calendar Year	
			SEX		SEX	
			F	M	F	M
Level B Felony	Aggravated Battery (35-42-2-1.5)		-	-	-	3
	Arson (35-43-1-1)		-	1	-	4
	Battery (35-42-2-1)		-	-	-	3
	Burglary (35-43-2-1)		2	8	9	65
	Carjacking (35-42-5-2)		-	-	-	1
	Child Molesting (35-42-4-3)		-	1	-	9
	Criminal Confinement (35-42-3-3)		-	-	-	1
	Criminal Deviate Conduct (35-42-4-2)		-	1	-	1
	Dealing Cocaine or Narcotic Drug (35-48-4-1)		-	5	3	45
	Dealing Methamphetamine (35-48-4-1.1)		2	10	14	47
	Dealing Sched I, II, or III Cntrld Sub (35-48-4-2)		3	3	13	22
	Dealing Sched IV Cntrld Sub (35-48-4-3)		-	1	-	1
	Felon in Possession of a Firearm (35-47-4-5)		-	-	1	5
	Incest (35-46-1-3)		-	-	-	1
	Neglect of a Dependent (35-46-1-4)		-	-	1	2
	Operating Vehicle Intoxicated/Death (9-30-5-5)		-	-	-	2
	Possession Methamphetamine (35-48-4-6.1)		-	-	1	3
	Possession of Cocaine or Narcotic Drug (35-48-4-6)		-	-	2	2
	Rape (35-42-4-1)		-	-	-	4
	Robbery (35-42-5-1)		-	5	1	35
Sexual Misconduct with a Minor (35-42-4-9)		-	1	-	7	
Level B Felony Total			7	36	45	263

Felony Level	Primary Offense	Secondary Offense	Jul-19		This Calendar Year		
			SEX		SEX		
			F	M	F	M	
Level C Felony	Battery (35-42-2-1)		-	1	-	7	
	Burglary (35-43-2-1)		-	4	-	24	
	Child Exploitation (35-42-4-4)		-	-	-	1	
	Child Molesting (35-42-4-3)		-	6	-	25	
	Corrupt Business Influence (35-45-6-2)		-	-	-	3	
	Criminal Recklessness (35-42-2-2)		-	-	1	-	
	Dealing Marijuana, Hash Oil, or Hashish (35-48-4-10)		-	-	-	1	
	Dealing Sched IV Controlled Substance (35-48-4-3)		-	-	1	1	
	Driving After Forfeiture (9-12-3-2)		-	-	-	1	
	Failure to Register as a Sex Offender (11-8-8-17)		-	-	-	1	
	Firearm w/in One Mile of School (35-47-2-1)		-	-	-	2	
	Forgery (35-43-5-2)		-	2	1	18	
	Fraud on Financial Institution (35-43-5-8)		-	-	-	2	
	Handgun Violation (35-47-2-7)		-	-	-	1	
	Incest (35-46-1-3)		-	1	-	1	
	Intimidation (35-45-2-1)		-	-	-	1	
	Neglect of a Dependent (35-46-1-4)		-	-	1	-	
	Non-Support of Dependent Child (35-46-1-5)		-	7	1	27	
	Oper Veh Intox Prev Conv (9-30-5-2)		-	-	1	-	
	Operating Vehicle w/Lifetime Suspension (9-30-10-17)		-	-	-	6	
	Operating Vehicle-Habitual Violation (9-30-10-16)		-	-	-	2	
	Possession Methamphetamine (35-48-4-6.1)		1	1	1	2	
	Possession of Cocaine or Narcotic Drug (35-48-4-6)		-	-	1	2	
	Possession of Precursors (35-48-4-14.5)		-	-	-	2	
	Robbery (35-42-5-1)		1	1	1	7	
	Sexual Misconduct with a Minor (35-42-4-9)		-	2	-	6	
	Trafficking with an Inmate (35-44-3-9)		-	1	-	1	
	Welfare Fraud (35-43-5-7)		1	-	3	-	
	Level C Felony Total			3	26	12	144

Felony Level	Primary Offense	Secondary Offense	Jul-19		This Calendar Year	
			SEX		SEX	
			F	M	F	M
Level D Felony	Auto Theft, Receiving Stolen Parts (35-43-4-2.5)		-	-	-	2
	Battery (35-42-2-1)		1	-	1	1
	Check Fraud (35-43-5-12)		-	-	1	-
	Criminal Confinement (35-42-3-3)		-	-	-	1
	Criminal Mischief (35-43-1-2)		-	-	1	-
	Dealing/Poss. Look-Alike Subs (35-48-4-11.5)		-	-	1	-
	Driving While Suspended/Oper Veh HTV (9-30-10-16)		-	1	1	3
	Exploit Endangered Adult (35-46-1-12)		-	-	-	1
	Fail to Stop Accident w/Injury (9-26-1-1)		-	-	1	-
	Failure to Return to Lawful Detention (35-44-3-5)		-	-	-	1
	Fraud (35-43-5-4)		-	-	-	1
	Identity Deception (35-43-5-3.5)		-	1	-	1
	Intimidation (35-45-2-1)		-	1	-	1
	Maintaining a Common Nuisance (35-48-4-13)		-	-	2	-
	Neglect of a Dependent (35-46-1-4)		-	-	-	1
	Non-Support of a Child (35-46-1-5)		-	-	-	3
	Operating Vehicle Intox-Prior (9-30-5-3)		-	-	-	3
	Operating Vehicle Intoxicated-Endanger (9-30-5-2)		-	1	-	1
	Poss. of Marijuana, Hash Oil, or Hashish (35-48-4-11)		-	-	-	2
	Possession - Syringe/Needle (16-42-19-18)		-	-	1	-
	Possession of Cocaine or Narcotic Drug (35-48-4-6)		1	-	2	5
	Possession of Controlled Substance (35-48-4-7)		-	-	-	5
	Possession of Meth(35-48-4-6.1)		-	-	2	1
	Possession of Precursors (35-48-4-14.5)		-	1	-	1
	Residential Entry (35-43-2-1.5)		-	-	-	1
	Resisting Law Enforcement (35-44-3-3)		-	2	-	4
	Sexual Battery (35-42-4-8)		-	1	-	4
	Sexual Misconduct with a Minor (35-42-4-9)		-	-	-	1
	Theft, Receiving Stolen Property (35-43-4-2)		2	1	3	23
	Welfare Fraud (35-43-5-7)		-	-	-	2
Level D Felony Total			4	9	16	69

Felony Level	Primary Offense	Secondary Offense	Jul-19		This Calendar Year	
			SEX		SEX	
			F	M	F	M
Level 1 Felony	Aggravated Battery (35-42-2-1.5)		-	-	-	2
	Attempt to Commit a Felony (35-41-5-1)	Murder (35-42-1-1)	-	3	1	13
	Burglary (35-43-2-1)		-	-	-	4
	Child Molesting (35-42-4-3)		-	12	1	50
	Neglect of a Dependent/Death (35-46-1-4)		-	1	2	2
	Rape (35-42-4-1)		-	1	-	8
	Sex Misconduct w/ Minor (35-42-4-9)		-	1	-	2
Level 1 Felony Total			0	18	4	81

Felony Level	Primary Offense	Secondary Offense	Jul-19		This Calendar Year	
			SEX		SEX	
			F	M	F	M
Level 2 Felony	Aiding, Inducing or Causing an Offense (35-41-2-4)	Dealing Cocaine or Narcotic Drug (35-48-4-1)	-	-	1	-
		Robbery (35-42-5-1)	-	-	-	1
	Arson (35-43-1-1)		-	-	1	-
	Attempt to Commit a Felony (35-41-5-1)	Robbery (35-42-5-1)	-	1	2	4
		Voluntary Manslaughter (35-42-1-3)	-	-	-	1
	Battery (35-42-2-1)		-	-	-	1
	Burglary (35-43-2-1)		-	1	1	8
	Child Molesting (35-42-4-3)		-	1	-	2
	Conspiracy (35-41-5-2)	Burglary (35-43-2-1)	-	-	-	3
		Dealing Methamphetamine (35-48-4-1.1)	-	-	-	1
		Robbery (35-42-5-1)	1	-	2	-
	Criminal Confinement (35-42-3-3)		-	-	1	-
	Dealing Cocaine or Narcotic Drug (35-48-4-1)		-	7	4	53
	Dealing Methamphetamine (35-48-4-1.1)		3	16	31	103
	Dealing Sched I, II, or III Cntrlrd Sub (35-48-4-2)		-	-	-	2
	F2LO		-	1	-	1
	Manufacturing Methamphetamine (35-42-4-5)		-	-	-	1
	Resisting Law Enforcement (35-44.1-3-1)		-	-	-	1
	Robbery (35-42-5-1)		2	-	4	12
	Voluntary Manslaughter (35-42-1-3)		-	-	2	11
Level 2 Felony Total			6	27	49	205

Felony Level	Primary Offense	Secondary Offense	Jul-19		This Calendar Year	
			SEX		SEX	
			F	M	F	M
Level 3 Felony	Accident/Failure to Stop-Serious Inj/Death (9-26-1-1.1)		-	1	-	3
	Aggravated Battery (35-42-2-1.5)		1	11	5	51
	Aiding, Inducing or Causing an Offense (35-41-2-4)	Aggravated Battery (35-42-2-1.5)	-	-	-	1
		Dealing Methamphetamine (35-48-4-1.1)	-	-	1	1
		Robbery (35-42-5-1)	-	-	1	3
	Arson (35-43-1-1)		-	-	-	1
	Attempt to Commit a Felony (35-41-5-1)	Aggravated Battery (35-42-2-1.5)	-	-	-	2
		Kidnapping (35-42-3-2)	-	-	-	1
		Rape (35-42-4-1)	-	-	-	2
		Robbery (35-42-5-1)	-	-	1	5

Felony Level	Primary Offense	Secondary Offense	Jul-19		This Calendar Year	
			SEX		SEX	
			F	M	F	M
Level 3 Felony (con'td)	Battery (35-42-2-1)		-	1	1	6
	Burglary (35-43-2-1)		-	3	2	10
	Child Molesting (35-42-4-3)		-	5	-	19
	Conspiracy (35-41-5-2)	Burglary (35-43-2-1)	-	-	-	1
		Dealing Methamphetamine (35-48-4-1.1)	-	1	-	2
		Robbery (35-42-5-1)	-	1	-	2
	Criminal Confinement (35-42-3-3)		-	5	-	14
	Dealing Cocaine or Narcotic Drug (35-48-4-1)		1	7	5	50
	Dealing Methamphetamine (35-48-4-1.1)		5	12	25	72
	Dealing Sched I, II, or III Cntrld Sub (35-48-4-2)		1	1	4	3
	Dealing Sched IV Cntrld Sub (35-48-4-3)		-	-	-	3
	Domestic Battery SBI Under 14 (35-42-2-1.3A)		-	-	-	2
	Kidnapping (35-42-3-2)		-	-	-	4
	Manufacturing Meth (35-48-4-1.2)		-	-	-	2
	Neglect of a Dependent/Death (35-46-1-4)		1	1	9	5
	Possession of Cocaine or Narcotic Drug (35-48-4-6)		-	1	2	6
	Possession of Meth (35-48-4-6.1)		2	5	8	32
	Rape (35-42-4-1)		-	5	-	19
	Robbery (35-42-5-1)		3	32	16	172
Level 3 Felony Total			14	92	80	494

Felony Level	Primary Offense	Secondary Offense	Jul-19		This Calendar Year	
			SEX		SEX	
			F	M	F	M
Level 4 Felony	Aiding, Inducing or Causing an Offense (35-41-2-4)	Burglary (35-43-2-1)	-	1	-	1
		Dealing Methamphetamine (35-48-4-1.1)	-	-	2	2
		Possession of Meth (35-48-4-6.1)	-	-	1	-
	Arson (35-43-1-1)		-	6	3	19
	Attempt to Commit a Felony (35-41-5-1)	Burglary (35-43-2-1)	-	-	-	1
		Conspiracy (35-41-5-2)	-	-	-	1
		Pharmacy Robbery (35-45-5-1B)	-	-	-	1
	Battery (35-42-2-1)		-	-	-	1
	Burglary (35-43-2-1)		4	27	32	198
	Child Exploitation (35-42-4-4)		-	-	-	3
	Child Molesting (35-42-4-3)		-	14	1	62
	Child Solicitation (35-42-4-6)		-	-	-	3
	Conspiracy (35-41-5-2)	Burglary (35-43-2-1)	-	-	-	1
		Conspiracy (35-41-5-2)	-	1	-	2
		Dealing Cocaine or Narcotic Drug (35-48-4-1)	-	-	1	-
		Dealing Methamphetamine (35-48-4-1.1)	-	-	1	1
	Dealing Cocaine or Narcotic Drug (35-48-4-1)		-	9	12	46
	Dealing Methamphetamine (35-48-4-1.1)		8	20	44	115
	Dealing Sched I, II, or III Cntrld Sub (35-48-4-2)		-	-	5	5
	Dealing Sched IV Controlled Substance (35-48-4-3)		-	-	-	2
	Escape 35-44.1-3-4		-	-	-	1
	Felon in Possession of a Firearm (35-47-4-5)		1	20	5	143
	Human Sexual Trafficking (35-42-3.5-1)		-	-	-	1
	Manufacturing Meth (35-48-4-1.2)		-	1	1	3
	Operating Vehicle Intoxicated/Death (9-30-5-5)		-	4	3	8
	Pharmacy Robbery (35-42-5-1(b))		-	1	1	1
	Possession of Cocaine or Narcotic Drug (35-48-4-6)		-	2	3	16
	Possession of Meth (35-48-4-6.1)		1	7	17	48
	Sexual Battery (35-42-4-8)		-	-	-	1
	Sexual Misconduct with a Minor (35-42-4-9)		1	3	4	29
	Stalking (35-45-10-5)		-	-	-	2
	Vicarious Sexual Gratification (35-42-4-5)		-	-	-	1
Level 4 Felony Total			15	116	136	718

Felony Level	Primary Offense	Secondary Offense	Jul-19		This Calendar Year	
			SEX		SEX	
			F	M	F	M
Level 5 Felony	Accident/Failure to Stop-Serious Inj/Death (9-26-1-8)		-	-	-	1
	Aiding, Inducing or Causing an Offense (35-41-2-4)	Assisting a Criminal (35-44.1-2-5)	-	-	1	-
		Burglary (35-43-2-1)	1	-	1	3
		Dealing Cocaine or Narcotic Drug (35-48-4-1)	-	-	-	1
		Dealing in Methamphetamine (35-48-4-1.1)	1	-	1	1
		Escape (35-44.1-3-4)	-	-	1	-
		Robbery (35-42-5-1)	-	-	-	2
		Trafficking with an Inmate (35-44.1-3-5)	-	2	-	2
	Assisting a Criminal (35-44.1-2-5)		-	1	1	7
	Attempt to Commit a Felony (35-41-5-1)	Battery (35-42-2-1)	1	1	2	4
		Burglary (35-43-2-1)	-	1	-	1
		Fraud on Financial Institution (35-43-5-8)	-	-	1	2
		Kidnapping (35-42-3-2)	-	-	-	1
		Robbery (35-42-5-1)	-	1	-	4
	Auto Theft, Receiving Stolen Parts (35-43-4-2.5)		-	1	-	9
	Battery (35-42-2-1)		4	31	40	204
	Bribery (35-44.1-1-2)		-	-	1	2
	Burglary (35-43-2-1)		2	26	19	189
	Child Exploitation (35-42-4-4)		-	-	1	15
	Child Pornography (35-42-4-4(C))		-	-	-	2

Felony Level	Primary Offense	Secondary Offense	Jul-19		This Calendar Year	
			SEX		SEX	
			F	M	F	M
Level 5 Felony (cont'd)	Child Possession of a Firearm (35-47-10-5)		-	1	-	3
	Child Seduction (35-42-4-7)		-	-	-	3
	Child Solicitation (35-42-4-6)		-	2	2	16
	Conspiracy (35-41-5-2)	Burglary (35-43-2-1)	-	1	-	1
		Dealing Cocaine or Narcotic Drug (35-48-4-1)	-	-	2	2
		Dealing in Methamphetamine (35-48-4-1.1)	-	-	-	1
		Fraud on Financial Institution (35-43-5-8)	-	-	-	1
		Robbery (35-42-5-1)	-	1	-	2
		Trafficking with an Inmate (35-44.1-3-5)	-	-	-	2
	Conversion (35-43-4-3)		-	-	1	-
	Corrupt Business Influence (35-45-6-2)		-	-	4	11
	Criminal Confinement (35-42-3-3)		-	7	-	32
	Criminal Recklessness (35-42-2-2)		-	1	1	21
	Dangerous Control of a Handgun (35-47-10-6)		-	-	-	1
	Dealing Cocaine or Narcotic Drug (35-48-4-1)		2	9	20	60
	Dealing Marijuana, Hash Oil, or Hashish (35-48-4-10)		-	4	-	9
	Dealing Methamphetamine (35-48-4-1.1)		4	16	38	123
	Dealing Sched I, II, or III Cntrlrd Sub (35-48-4-2)		1	1	3	6
	Dealing Sched IV Cntrlrd Sub (35-48-4-3)		-	-	1	4
	Dealing in Methamphetamine (35-48-4-1.1)		4	14	29	102
	Dealing/Poss. Look-Alike Subs (35-48-4-4.6)		3	1	4	9
	Disarm/Attempt to Disarm an Officer (35-44.1-3-2)		-	1	-	7
	Domestic Battery (35-42-2-1.3)		-	14	7	93
	Escape (35-44.1-3-4)		-	4	8	28
	Fail to Stop Acc Death (9-26-1-1.1)		-	1	-	7
	Failure to Register as a Sex Offender (11-8-8-17)		-	15	2	58
	Firearm w/in One Mile of School (35-47-2-1)		1	25	11	155
	Fraud on Financial Institution (35-43-5-8)		1	4	12	25
	Incest (35-46-1-3)		-	-	1	-
	Insurance Fraud (35-43-5-4.5)		-	-	1	-
	Intimidation (35-45-2-1)		1	6	2	42
	Involuntary Manslaughter (35-42-1-4)		-	-	-	2
	Kidnapping (35-42-3-2)		-	-	-	3
	Manufacture Destruct Device (35-47.5-5-2)		-	-	-	1
	Neglect of a Dependent/Death (35-46-1-4)		1	1	3	8
	Non-Support of Dependent Child (35-46-1-5)		1	1	2	8
	Obliterating Handgun I.D. (35-47-2-18)		-	2	-	9
	Obstruction of Justice (35-44.1-2-2)		-	-	-	4
	Oper Veh Aft Life Susp (9-30-10-17)		-	18	6	119
	Operating Vehicle Intoxicated-Contrlrd Sub (9-30-5-1)		-	1	-	2
		Habitual Offender Controlled Substance (35-50-2-10)	-	-	-	1
	Operating Vehicle Intoxicated/Death (9-30-5-5)		-	2	-	6
	Operating Vehicle Intoxicated/Injury (9-30-5-4)		-	1	-	3
	Possession - Destruct Device (35-47.5-5-2)		-	-	-	1
	Possession of Cocaine or Narcotic Drug 35-48-4-6		1	6	12	44
	Possession of Dangerous Device (35-44.1-3-7)		-	1	-	1
	Possession of Precursors (35-48-4-14.5)		-	-	1	1
	Possession of Syringes or Needles (16-42-19-18)		-	-	3	4
	Possession/Use of Legend Drug (16-42-19-13)		-	-	2	1
	Prov Gun to Inel Per (35-47.2-5-16)		-	-	-	1
	Reckless Homicide (35-42-1-5)		-	1	2	6
	Resisting Law Enforcement (35-44.1-3-1)		-	-	-	3
	Robbery (35-42-5-1)		-	13	7	94
	Sexual Misconduct with a Minor (35-42-4-9)		-	6	1	31
	Stalking (35-45-10-5)		-	1	1	14
	Strangulation (35-42-2-9)		-	-	-	2
	Theft, Receiving Stolen Property (35-43-4-2)		-	2	6	23
	Trafficking with an Inmate (35-44.1-3-5)		-	-	13	12
	Vicarious Sexual Gratification (35-42-4-5)		-	1	-	1
Level 5 Felony Total			29	249	277	1679

Felony Level	Primary Offense	Secondary Offense	Jul-19		This Calendar Year	
			SEX		SEX	
			F	M	F	M
Level 6 Felony	Aiding in Manufacture of Sch II Cont Subst (35-48-4-2)		-	-	-	1
	Arson (35-43-1-1)		-	1	-	1
	Assisting a Criminal (35-44.1-2-5)		-	-	1	1
	Auto Theft, Receiving Stolen Parts (35-43-4-2.5)		-	2	2	14
	Battery 35-42-2-1		-	3	2	20
	Check Deception (35-43-5-5)		-	-	-	1
	Check Fraud (35-43-5-12)		1	-	1	-
	Conspiracy (35-41-5-2)	F6L1	-	1	-	1
	Controlled Substance Registration (35-48-4-14)		-	-	1	-
	Criminal Confinement (35-42-3-3)		-	-	-	4
	Criminal Confinement (35-42-3-3)		-	5	2	26
	Criminal Recklessness (35-42-2-2)		-	-	-	4
	Damage Orig/Spec 1D (35-43-6.5-1)		-	1	-	1
	Dealing Marijuana, Hash Oil, or Hashish (35-48-4-10)		-	2	-	3
	Dealing Subs. Represent as Cntrlrd Subs. (35-48-4-4.5)		-	-	-	1
	Dealing/Poss. Look-Alike Subs (35-48-4-10.5)		-	-	-	2
	Dealing/Poss. Look-Alike Subs (35-48-4-11.5)		-	1	-	4
	Dissemination of Matter Harmful to Minor (35-49-3-3)		-	-	-	1
	Escape 35-44.1-3-4		2	8	14	45
	Fail to Reg Sex Off (11-8-8-17)		-	-	-	5
	Failure to Appear (35-44.1-2-9)		-	1	-	1
	Forgery, Counterfeiting, Application Fraud (35-43-5-2)		1	-	4	18

Felony Level	Primary Offense	Secondary Offense	Jul-19		This Calendar Year	
			SEX		SEX	
			F	M	F	M
Level 6 Felony (cont'd)	Habitual Veh Subst Offender Enhance (9-30-15.5-2)		-	-	1	-
	Identity Deception (35-43-5-3.5)		-	1	1	2
	Insurance Fraud (35-43-5-4.5)		1	2	5	6
	Intimidation (35-45-2-1)		-	2	-	13
	Invasion of Privacy (35-46-1-15.1)		-	-	-	4
	Kidnapping (35-42-3-2)		-	-	-	1
	Maintain Common Nuisance (35-45-2-1(c))		1	1	4	2
	Maintaining Common Nuisance (35-48-4-13)		-	3	1	4
	Neglect of a Dependent/Death (35-46-1-4)		2	-	3	2
	Non-Support of Dependent Child (35-46-1-5)		-	-	-	5
	Obstruction of Justice (35-44.1-2-2)		-	-	-	2
	Oper Vehicle-Intox-Prev Conv (9-30-5-3)		-	-	2	10
		Habitual Offender Controlled Substance (35-50-2-10)	-	-	1	5
	Operating Vehicle Intoxicated-Contrlld Sub (9-30-5-1)		-	1	-	5
		Habitual Offender (35-50-2-8)	-	-	-	1
		Habitual Offender Controlled Substance (35-50-2-10)	-	-	-	1
	Operating Vehicle Intoxicated-Endanger (9-30-5-2)		2	2	4	13
		Habitual Offender Controlled Substance (35-50-2-10)	-	-	-	4
	Operating Vehicle Intoxicated/Injury (9-30-5-4)		-	-	-	2
		Habitual Offender Controlled Substance (35-50-2-10)	-	1	-	1
	Operating Vehicle-Habitual Violation (9-30-10-16)		-	2	2	9
		Habitual Offender Controlled Substance (35-50-2-10)	-	-	-	1
			-	1	-	1
	Poss Precursors (35-48-4-14.5)		-	-	1	-
	Possession Sched IV Contrlld Sub w/in 1,000 ft (35-48-4-7)		-	-	-	-
	Possession of Cocaine or Narcotic Drug (35-48-4-6)		2	5	9	26
	Possession of Marijuana (35-48-4-11)		-	1	-	2
	Possession of Meth(35-48-4-6.1)		11	20	41	88
	Possession of Syringes or Needles (16-42-19-18)		3	6	17	31
	Possession or Use of Legend Drug (16-42-19-13)		-	1	1	3
	Residential Entry (35-43-2-1.5)		-	4	3	15
	Resisting Law Enforc (35-44.1-3-1)		-	6	2	23
	Sexual Battery (35-42-4-8)		-	-	-	1
	Stalking (35-45-10-5)		-	-	-	2
	Strangulation (35-42-2-9)		-	-	-	5
	Synthetic ID Deception (35-43-5-3.8)		-	-	1	1
	Theft, Receiving Stolen Property (35-43-4-2)		3	12	29	78
	Unlawful Entry by Sex Offender (35-42-4-14)		-	-	-	1
Level 6 Felony Total			29	96	155	524

Felony Level	Primary Offense	Secondary Offense	Jul-19		This Calendar Year	
			SEX		SEX	
			F	M	F	M
Murder	Murder (35-42-1-1)		1	11	7	58
		Firearm Enhancement (35-50-2-11)	-	-	-	3
Murder Total			1	11	7	61

Grand Total	Jul-19		This Calendar Year	
	SEX		SEX	
	F	M	F	M
Grand Total	108	688	788	4285

Note: Offense data may not be available for all offenders at the time this table was prepared.
Only new commitments and probation violations are reported on this table.
Parole and Community Transition Program violators are excluded on this table.
Source: SAS - all.citations_mso.pgm

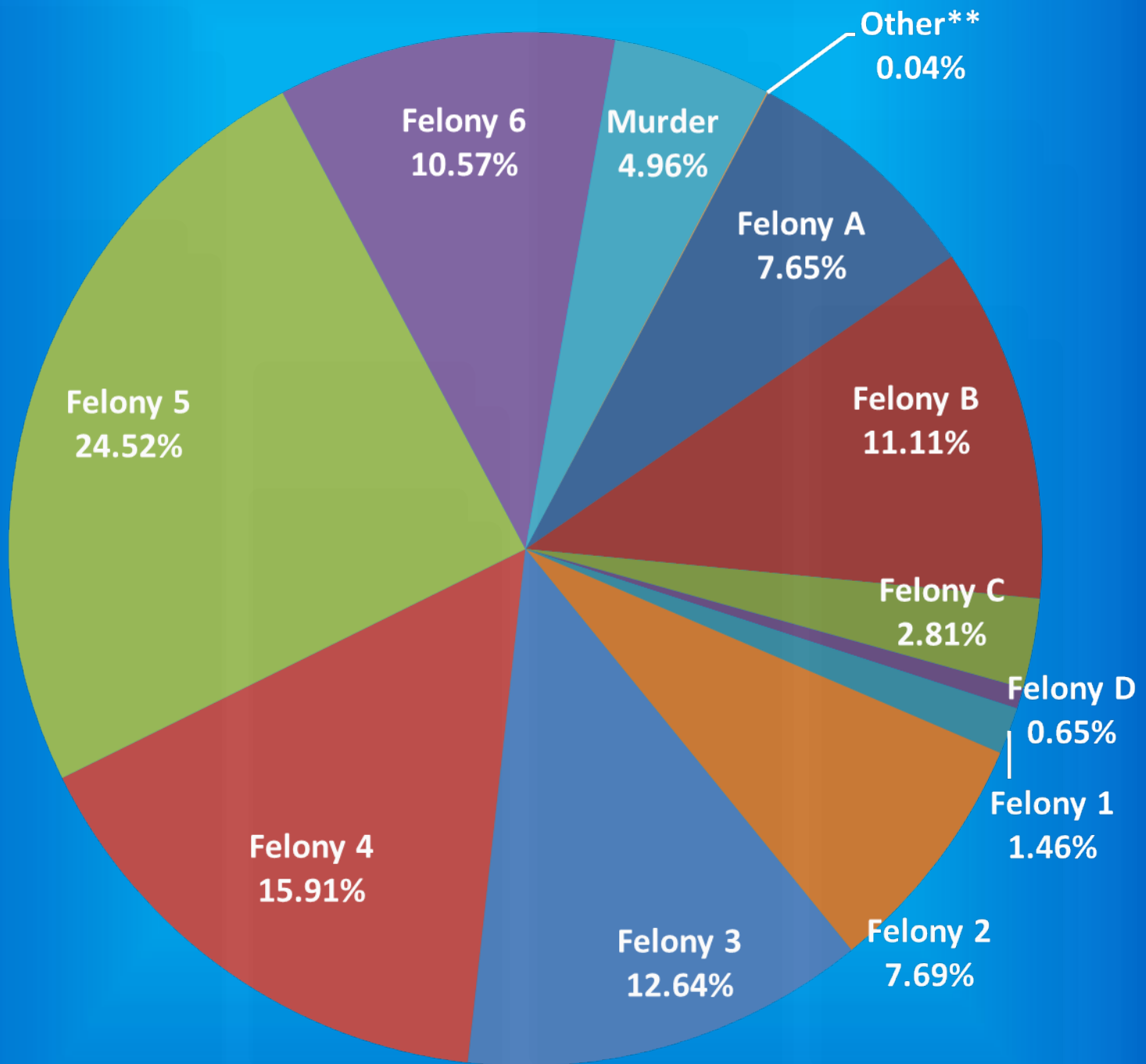
Indiana Department of Correction

Graph A

Female Population by Most Serious Offense Felony Level*

August 01, 2019

N = 2,644



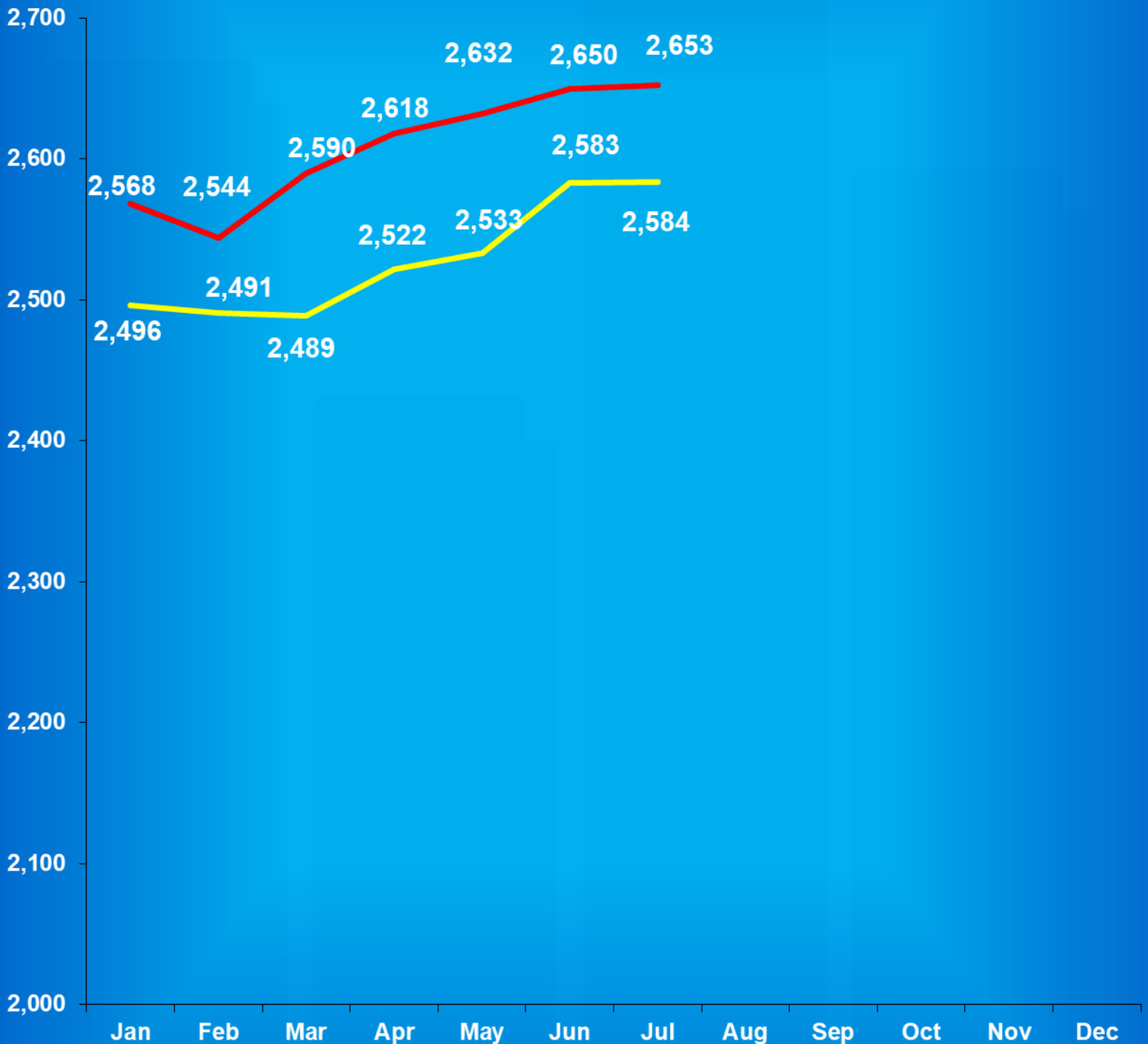
• Includes Offenders Held in County Jails and Contracted Beds

** Other includes Safekeepers, Predispositions, Habitual Offenders, Misdemeanants, and Unknowns

Indiana Department of Correction

Graph B

Average Daily Adult Female Offender Populations Calendar Year 2019



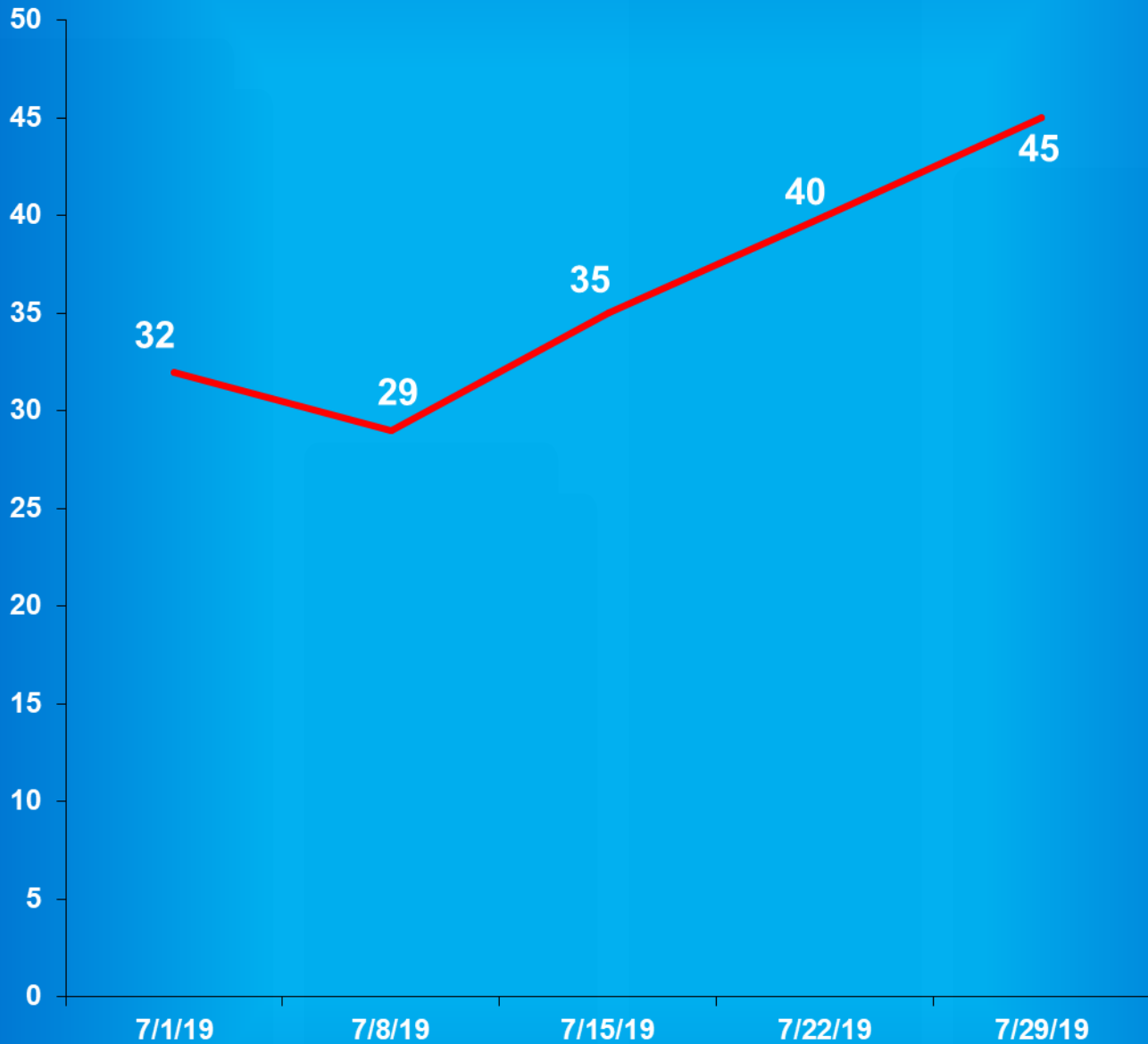
— Includes County Jail/Contract Beds — Excludes County Jail/Contract Beds

Indiana Department of Correction

Graph C

Adult Females Held in County Jails

July 2019



- Offenders held in county jails are newly sentenced offenders with completed court documents who are awaiting transfer to a DOC facility.

- Jail counts are a dynamic number that are affected by a variety of factors, including; sentencing trends, available DOC beds, and intake process completion.

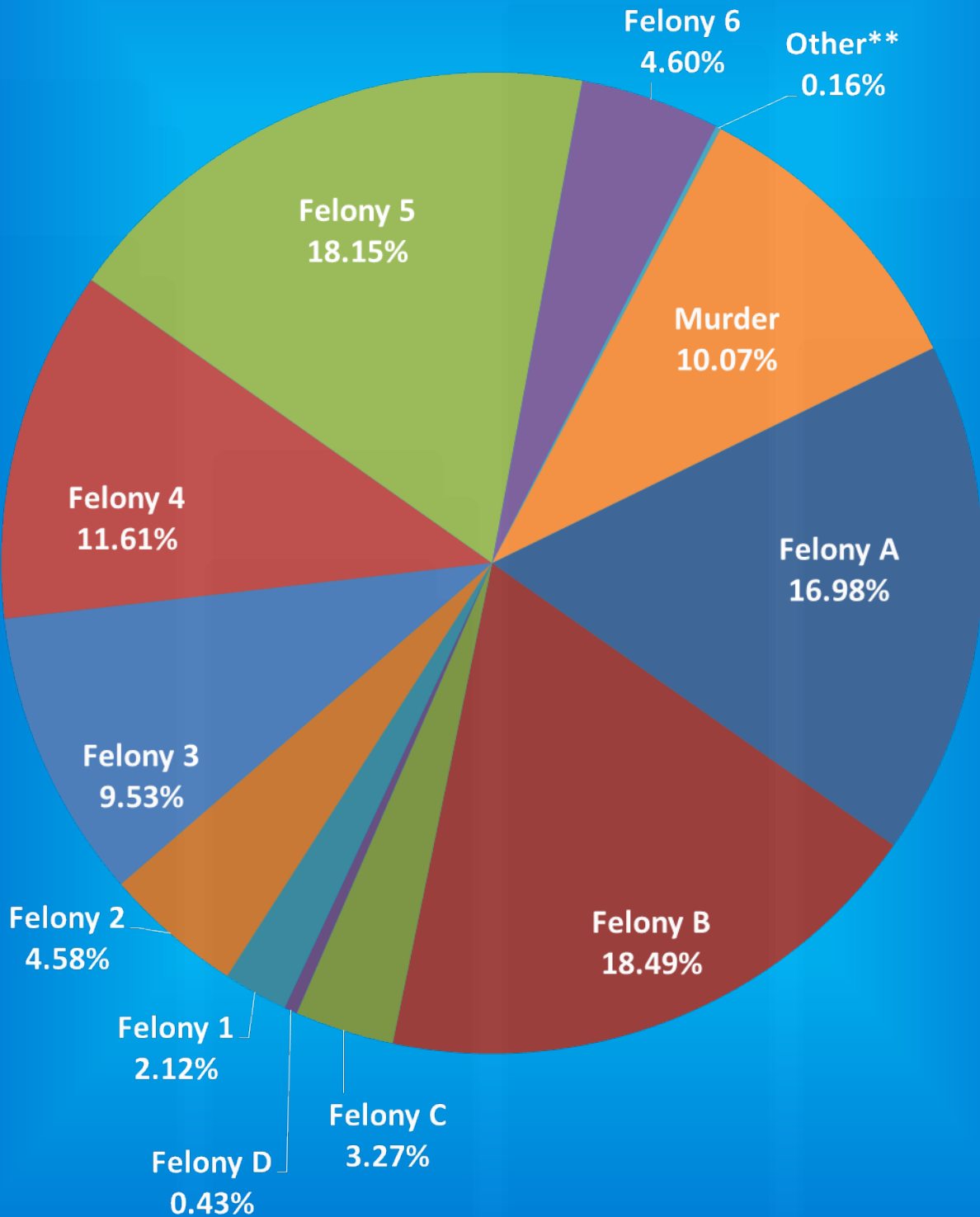
Indiana Department of Correction

Graph D

Male Population by Most Serious Offense Felony Level*

August 01, 2019

N = 24,530



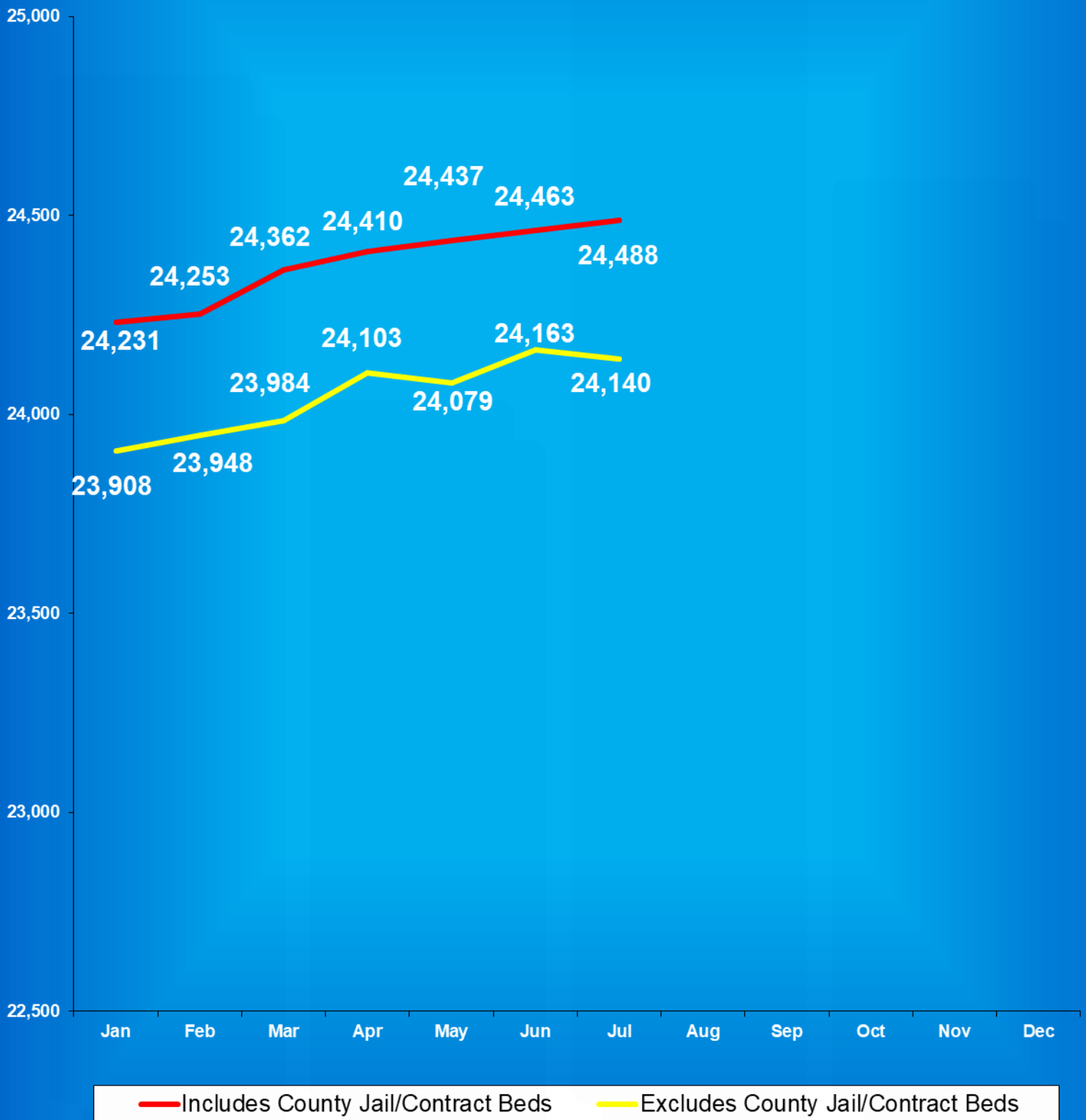
* Includes Offenders Held in County Jails and Contracted Beds

** Other includes Safekeepers, Predispositions, Habitual Offenders, Misdemeanants, and Unknowns

Indiana Department of Correction

Graph E

Average Daily Adult Male Offender Populations Calendar Year 2019

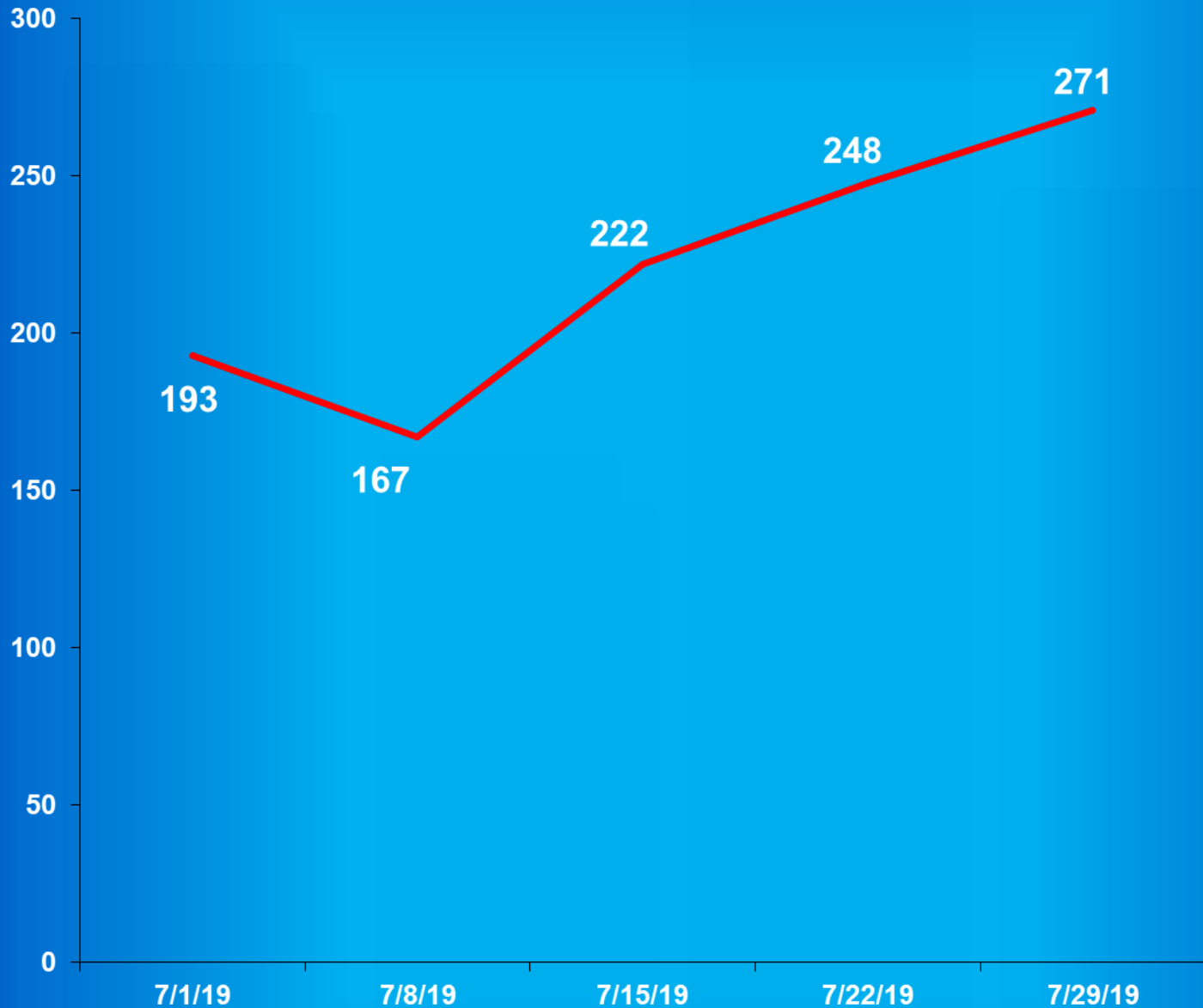


Indiana Department of Correction

Graph F

Adult Males Held in County Jails

July 2019



- Offenders held in county jails are newly sentenced offenders with completed court documents who are awaiting transfer to a DOC facility.

- Jail counts are a dynamic number that are affected by a variety of factors, including; sentencing trends, available DOC beds, and intake process completion.



Juvenile Offender Statistics



Indiana Department Of Correction
Table 13
Monthly Facility Admissions and Releases

Juvenile Offenders
July 2019

Admissions of All Juvenile Males

New Commitment	Re-Commitment	Parolee Return	Return From Escape	Diagnostics/Walk-Thrus
37	9	0	0	7

Releases of All Juvenile Males

Discharge	Parole	Escape	Diagnostics/Walk-Thrus
26	9	0	9

Admissions of All Juvenile Females

New Commitment	Re-Commitment	Parolee Return	Return From Escape	Diagnostics/Walk-Thrus
9	0	1	0	2

Releases of All Juvenile Females

Discharge	Parole	Escape	Diagnostics/Walk-Thrus
3	0	0	1

Sources:

SAS - mnthadm4_pgm_tbl13.pgm

SAS - mnthext4_pgm_tbl13.pgm

Indiana Department of Correction

Table 14

New Admissions by County of Commitment - Juveniles

July 2019

County	Admission Type			County	Admission Type		
	New Commits	Re Commits	Total		New Commits	Re Commits	Total
Adams	1	0	1	Madison	0	0	0
Allen	3	0	3	Marion	4	1	5
Bartholomew	0	0	0	Marshall	0	0	0
Benton	0	0	0	Martin	0	0	0
Blackford	0	0	0	Miami	0	0	0
Boone	0	0	0	Monroe	0	0	0
Brown	0	0	0	Montgomery	0	1	1
Carroll	1	1	2	Morgan	0	0	0
Cass	1	0	1	Newton	0	0	0
Clark	2	0	2	Noble	3	0	3
Clay	0	0	0	Ohio	0	0	0
Clinton	0	0	0	Orange	0	0	0
Crawford	0	0	0	Owen	0	0	0
Daviess	0	0	0	Parke	0	0	0
Dearborn	0	0	0	Perry	0	0	0
Decatur	0	0	0	Pike	0	0	0
DeKalb	0	0	0	Porter	0	0	0
Delaware	0	0	0	Posey	0	0	0
Dubois	1	0	1	Pulaski	0	0	0
Elkhart	1	2	3	Putnam	0	0	0
Fayette	1	0	1	Randolph	0	0	0
Floyd	1	0	1	Ripley	0	0	0
Fountain	0	0	0	Rush	0	0	0
Franklin	1	0	1	St. Joseph	7	2	9
Fulton	0	0	0	Scott	0	0	0
Gibson	1	0	1	Shelby	2	0	2
Grant	0	0	0	Spencer	0	0	0
Greene	0	0	0	Starke	0	0	0
Hamilton	0	0	0	Steuben	0	0	0
Hancock	0	0	0	Sullivan	0	0	0
Harrison	0	0	0	Switzerland	0	0	0
Hendricks	2	0	2	Tippecanoe	2	1	3
Henry	0	0	0	Tipton	0	0	0
Howard	1	0	1	Union	0	0	0
Huntington	1	0	1	Vanderburgh	2	0	2
Jackson	0	0	0	Vermillion	0	0	0
Jasper	0	0	0	Vigo	0	0	0
Jay	0	0	0	Wabash	0	0	0
Jefferson	0	0	0	Warren	0	0	0
Jennings	3	0	3	Warrick	0	0	0
Johnson	0	0	0	Washington	1	0	1
Knox	1	0	1	Wayne	0	0	0
Kosciusko	1	0	1	Wells	0	0	0
LaGrange	0	0	0	White	0	0	0
Lake	0	0	0	Whitley	0	0	0
LaPorte	2	0	2	Unknown	0	1	1
Lawrence	0	0	0	Totals	46	9	55

This data is based on most serious offense and excludes parole violations.

Source: Mnthadm4_pgm_tbl14.pgm

Indiana Department of Correction

Table 15

Monthly Releases by County of Commitment - Juveniles

July 2019

County	Release Type			County	Release Type		
	Discharge	Parole	Total		Discharge	Parole	Total
Adams	0	0	0	Madison	0	0	0
Allen	0	1	1	Marion	4	0	4
Bartholomew	0	0	0	Marshall	0	0	0
Benton	0	0	0	Martin	0	0	0
Blackford	1	0	1	Miami	0	0	0
Boone	0	0	0	Monroe	0	0	0
Brown	0	0	0	Montgomery	0	0	0
Carroll	0	0	0	Morgan	1	1	2
Cass	1	0	1	Newton	0	0	0
Clark	0	0	0	Noble	1	0	1
Clay	0	0	0	Ohio	0	0	0
Clinton	0	0	0	Orange	0	0	0
Crawford	0	0	0	Owen	0	0	0
Daviess	0	0	0	Parke	0	0	0
Dearborn	0	0	0	Perry	0	0	0
Decatur	0	0	0	Pike	0	0	0
DeKalb	0	0	0	Porter	0	1	1
Delaware	2	0	2	Posey	0	0	0
Dubois	0	0	0	Pulaski	0	0	0
Elkhart	2	0	2	Putnam	0	0	0
Fayette	0	0	0	Randolph	0	0	0
Floyd	0	0	0	Ripley	0	0	0
Fountain	0	0	0	Rush	0	0	0
Franklin	0	0	0	St. Joseph	4	0	4
Fulton	0	0	0	Scott	0	0	0
Gibson	0	0	0	Shelby	1	0	1
Grant	0	0	0	Spencer	0	0	0
Greene	0	0	0	Starke	0	0	0
Hamilton	0	0	0	Steuben	1	0	1
Hancock	1	0	1	Sullivan	0	0	0
Harrison	0	0	0	Switzerland	0	0	0
Hendricks	1	0	1	Tippecanoe	0	0	0
Henry	0	0	0	Tipton	0	0	0
Howard	0	0	0	Union	0	0	0
Huntington	1	0	1	Vanderburgh	1	3	4
Jackson	0	0	0	Vermillion	0	0	0
Jasper	0	0	0	Vigo	1	1	2
Jay	1	0	1	Wabash	0	1	1
Jefferson	0	0	0	Warren	0	0	0
Jennings	0	0	0	Warrick	0	0	0
Johnson	1	0	1	Washington	1	0	1
Knox	1	0	1	Wayne	0	0	0
Kosciusko	0	0	0	Wells	0	0	0
LaGrange	0	0	0	White	0	0	0
Lake	1	0	1	Whitley	0	0	0
LaPorte	1	1	2	Unknown	0	0	0
Lawrence	0	0	0	Totals	29	9	38

Some discharges may be releases to County Probation - data is unable to be separated.

Diagnostics and Escapes are excluded.

Source: Mnthext4_pgm_tbl15.pgm

Indiana Department of Correction
Table 16
Total Number of Committing Offenses for Juveniles
Committed to the Indiana Department of Correction

July 2019

OFFENSE (Citation Code)	NUMBER OF OFFENSES			
	This Month		This Calendar Year	
LEVEL I	Female	Male	Female	Male
Aggravated Battery (35-42-2-1.5)	0	1	0	1
Arson (35-43-1-1)	0	0	0	4
Battery (35-42-2-1)	1	2	5	12
Battery by Bodily Waste (35-42-2-6)	0	0	0	1
Burglary (35-43-2-1)	1	1	2	11
Carjacking (35-42-5-2)	0	0	0	0
Carrying Handgun w/o License (35-47-2-1)	0	2	0	3
Changing, Altering, Removing, Obliterating ID of Handgun (35-47-2-18)	0	0	0	1
Child Exploitation (35-42-4-4)	0	0	0	2
Child Molesting (35-42-4-3)	0	3	1	10
Child Seduction (35-42-4-7)	0	0	0	0
Child Selling (35-46-1-4)	0	0	0	0
Child Solicitation (35-42-4-6)	0	0	0	0
Child in Possession of Handgun (35-47-10-5)	0	0	0	3
Consumer Product Tampering (35-45-8-3)	0	0	0	0
Criminal Confinement (35-42-3-3)	0	1	0	2
Criminal Deviate Conduct (35-42-4-2)	0	0	0	0
Criminal Gang Intimidation (35-45-9-4)	0	0	0	0
Criminal Gang Recruitment	0	0	0	0
Criminal Recklessness (35-42-2-2)	0	3	0	6
Dangerous Possession of a Firearm (35-47-10-5)	0	6	0	18
Dealing in a Sawed-Off Shotgun (35-47-5-4.1)	0	0	0	0
Distribution of a Destructive Device (IC 35-47.5-5-5)	0	0	0	0
Domestic Battery (35-42-2-1.3)	3	2	3	3
Driving While Intoxicated Resulting in Death (9-30-5-5)	0	0	0	0
False Application for Handgun (35-47-2-8)	0	0	0	0
False, Altering Handgun License (35-47-2-22)	0	0	0	0
Feticide (35-42-1-6)	0	0	0	0
Handgun, False ID (35-47-2-17)	0	0	0	0
Incest (35-46-1-3)	0	0	0	0
Interference with Custody (35-42-3-4)	0	0	0	0
Intimidation (35-45-2-1)	0	0	0	0
Involuntary Manslaughter (35-42-1-4)	0	0	0	0
Kidnapping (35-42-3-2)	0	0	0	1
Murder (35-42-1-1)	0	0	1	1
Neglect of a Dependent (35-46-1-4)	0	0	0	0
Operation of a Machine Gun/Hurling a Bomb (35-47-5-9)	0	0	0	0
Overpass Mischief (35-42-2-5)	0	0	0	0
Pointing a Firearm (35-47-4-3)	0	0	0	2
Possession of Firearm on School Property (35-47-9-2)	0	0	0	1
Possession of a Machine Gun or Bomb (35-47-5-9)	0	0	0	0
Rape (35-42-4-1)	0	3	0	5
Reckless Homicide (35-42-1-5)	0	0	0	2
Resisting Law Enforcement (35-44-3-3)	0	0	0	0
Robbery (35-42-5-1)	0	9	4	24
Sell, Manufacture, Possess, Purchase Explosive (35-47-5-1)	0	0	0	0
Sell, Transfer, HIV Blood (35-42-1-7)	0	0	0	0
Selling, Transferring, Giving Handgun to Under 18 (35-47-2-7)	0	0	0	0
Sexual Battery (35-42-4-8)	0	1	0	2
Sexual Misconduct (35-44-1-5)	0	0	0	0

LEVEL I (cont'd)

NUMBER OF OFFENSES

	This Month		This Calendar Year	
	Female	Male	Female	Male
Sexual Misconduct with a Minor (35-42-4-9)	0	0	0	0
Stalking (35-45-10-5)	0	0	0	0
Strangulation (35-42-2-9)	0	1	0	1
Unlawful Delivery of Confiscated Firearm (35-47-3-4)	0	0	0	0
Unlawful Use of Body Armor (35-47-5-13)	0	0	0	0
Unlawful Use of Stun Gun (35-47-8-5)	0	0	0	0
Vicarious Sexual Gratification (35-42-4-5)	0	0	0	0
Voluntary Manslaughter (35-42-1-3)	0	0	0	0
Sub-Total	5	35	16	116

LEVEL II

Assisting a Criminal (35-44-3-2)	0	0	0	0
Chinese Throwing Star (35-47-5-12)	0	0	0	0
Criminal Gang Activity (35-45-9-3)	0	0	0	0
Criminal Recklessness (35-42-2-2)	0	0	0	0
Dealing Anabolic Steroid (16-42-19-27)	0	0	0	0
Dealing Methamphetamine (35-48-4-1.1)	0	0	0	0
Dealing in Cocaine or Narcotic Drug (35-48-4-1)	0	0	0	0
Dealing in Marijuana, Hash Oil, or Hashish (35-48-4-10)	0	0	0	1
Dealing in a Schedule I, II, or III Controlled Substance (35-48-4-2)	0	0	1	0
Dealing in a Schedule IV Controlled Substance (35-48-4-3)	0	0	0	0
Dealing in a Schedule V Controlled Substance (35-48-4-4)	0	0	0	0
Dealing in a Substance Represented to be a Controlled Substance (35-48-4-4.5)	0	0	0	0
Delivery of Weapon to Intoxicated Person (35-47-4-1)	0	0	0	0
Disarming Law Enforcement Officer (35-44.1-3-2)	0	0	0	0
Escape/Failure to Return to Lawful Detention (35-44-3-5)	2	1	4	1
Inmate w/ Deadly Weapon (35-44.1-3-7)	0	0	0	0
Interference with Custody (35-42-3-4)	0	0	0	0
Intimidation (35-45-2-1)	0	6	0	12
Knife with Automatic Blade (35-47-5-2)	0	0	0	0
Loan Sharking (35-45-7-2)	0	0	0	0
Maintaining a Common Nuisance (35-48-4-13)	0	0	0	0
Making loan secured by mortgage, deposit or pledge of handgun (35-47-4-2)	0	0	0	0
Manufacture, Distribution, Possession of a Substance Represented to be a Controlled Substance (35-48-4-4)	0	0	0	0
Neglect of a Dependent (35-46-1-4)	0	0	0	0
Poss Precursors w/ Intent to Manufacture Etc. (35-48-4-14.5)	0	0	0	0
Possession of a Controlled Substance (35-48-4-7)	0	0	0	0
Possession of a Knife on School Property (35-47-5-2.5)	0	0	0	0
Promoting Prostitution (35-45-4-4)	0	0	0	0
Purchase, Possession or Sale of Stun Gun (35-47-8-5)	0	0	0	0
Resisting Law Enforcement (35-44-3-3)	2	3	2	11
Rioting with a Deadly Weapon (35-45-1-2)	0	0	0	0
Sale, Possession, Use of Legend Drug (16-42-19-27)	0	0	0	0
Sexual Misconduct with a Minor (35-42-4-9)	0	0	0	0
Stalking (35-45-10-5)	0	0	0	0
Trafficking with an Inmate (35-44-3-9)	0	0	0	0
Use of Stun Gun in Commission of a Crime (35-47-8-5)	0	0	0	0
Sub-Total	4	10	7	25

LEVEL III

Accident /Failure to Stop (9-26-1-8)	0	0	0	0
Accident, Property Damage with Injury (9-26-1-8)	0	1	0	1
Altering or Damaging Computer (35-43-1-4)	0	0	0	0
Auto Theft, Receiving Stolen Parts (35-43-4-2.5)	2	5	2	13
Battery (35-42-2-1)	1	6	5	20
Battery by Bodily Waste (35-42-2-6)	0	0	0	0
Bestiality	0	0	0	0
Bribery (35-44-1-1)	0	0	0	0

LEVEL III (cont'd)	NUMBER OF OFFENSES			
	This Month		This Calendar Year	
	Female	Male	Female	Male
Burglary (35-43-2-1)	0	0	0	0
Check Deception (35-43-5-5)	0	0	0	0
Check Fraud (35-43-5-12)	0	0	0	0
Child Exploitation (35-42-4-4)	0	0	0	0
Controlled Substance Registration (35-48-4-14)	0	0	0	0
Conversion (35-43-4-3)	0	0	0	1
Criminal Mischief (35-43-1-2)	1	7	2	14
Criminal Recklessness (35-42-2-2)	0	0	0	0
Criminal Trespass (35-43-2-2)	0	1	0	3
Dealing in Altered Property (35-43-4-2.3)	0	0	0	0
Dealing in Marijuana, Hash Oil, or Hashish (35-48-4-10)	0	0	0	0
Dealing in Paraphernalia (35-48-4-8.5)	0	0	0	0
Dealing in a Schedule IV Controlled Substance (35-48-4-3)	0	0	0	0
Distribution of Material Harmful to Minor (35-49-3-3)	0	0	0	0
Escape/Failure to Return to Lawful Detention (35-44-3-5)	0	8	2	20
Failure to Appear (35-44-3-6)	0	0	0	0
False Reporting (35-44-2-2)	0	0	0	0
Forgery (35-43-5-2)	0	0	0	0
Fraud (35-43-5-4)	0	1	0	2
Fraud on Financial Institution (35-45-5-8)	0	0	0	0
Home Improvement Fraud (35-43-6-13)	0	0	0	0
Identity Deception (35-43-5-3.5)	0	0	0	0
Interference with Custody (35-42-3-4)	0	0	0	0
Interference with Reporting Crime (35-42-2-5)	0	0	0	0
Invasion of Privacy (35-46-1-15.1)	0	1	0	1
Kill Domestic Animal	0	0	0	0
Manufacture of Paraphernalia (35-48-4-8.1)	0	0	0	0
Nonsupport of Child (35-46-1-5)	0	0	0	0
Nonsupport of Spouse (35-46-1-6)	0	0	0	0
Obscene Performance (35-49-3-1)	0	0	0	0
Obstructing Fireman (35-44-3-8)	0	0	0	0
Obstructing Traffic (35-42-2-4)	0	0	0	0
Obstruction of Justice (35-44-3-4)	0	0	0	0
Operating Vehicle After Lifetime Forfeiture (9-30-10-17)	0	0	0	0
Operating Vehicle While Intoxicated (9-30-5-4)	0	0	0	0
Operating Vehicle While Intoxicated with Prior (9-30-5-3)	0	0	0	0
Patronizing a Prostitute (35-45-4-3)	0	0	0	0
Perjury (35-44-2-1)	0	0	0	0
Possession of Cocaine or Narcotic Drug (35-48-4-6)	0	1	0	1
Possession of Marijuana, Hash Oil, or Hashish (35-48-4-11)	0	0	0	0
Possession of Methamphetamines (35-48-4-6.1)	1	1	1	2
Possession of Paraphernalia (35-48-4-8.3)	0	0	0	0
Possession of a Controlled Substance (35-48-4-7)	0	1	0	2
Possession of a Syringe (16-42-19-18)	0	0	0	0
Possession/Use of Legend Drug (16-42-19-13)	0	0	0	0
Professional Gambling (35-45-5-3)	0	0	0	0
Profiting from Adoption (35-46-1-9)	0	0	0	0
Promoting Professional Gambling (35-45-5-4)	0	0	0	0
Promoting Prostitution (35-45-4-4)	0	0	0	0
Prostitution (35-45-4-2)	0	0	0	0
Public Indecency (35-45-4-1)	0	0	0	0
Public Nudity (35-45-4-1.5)	0	0	0	0
Railroad Mischief (35-42-2-5.5)	0	0	0	0
Receiving Stolen Auto Parts (35-43-4-2.5)	0	1	0	1
Receiving Stolen Property (35-43-4-2)	0	0	0	0
Residential Entry (35-43-2-1.5)	0	0	0	3
Resisting Law Enforcement (35-44-3-3)	2	4	3	12
Rioting (35-45-1-2)	0	0	0	0
Sale, Possession, Use of Legend Drug (16-42-19-27)	0	0	0	0

LEVEL III (cont'd)	NUMBER OF OFFENSES			
	This Month		This Calendar Year	
	Female	Male	Female	Male
Selling, Distributing, Exhibiting Obscene Material (35-49-3-1)	0	0	0	0
Stalking (35-45-10-5)	0	0	0	0
Synthetic Drug (35-48-4-11.5)	0	0	0	0
Traffic w/ Inmate	0	0	1	0
Theft (35-43-4-2)	4	8	7	21
Torture or Mutilation of Animal (35-46-3-12)	0	0	0	0
Trafficking with an Inmate (35-44-3-9)	0	0	0	0
Unauthorized Possession of Prescription Form (35-48-4-14)	0	0	0	0
Unlawful Entry of Motor Vehicle (35-43-4-2.7)	0	0	0	0
Voyeurism (35-45-4-5)	0	0	0	0
Welfare Fraud (35-43-5-7)	0	0	0	0
Sub-Total	11	46	23	117

LEVEL IV

Absence From Home Detention (35-38-2.5-10)	0	0	0	0
Accident/Failure to Stop (9-26-1-8)	0	0	0	0
Alcohol Violation (31-37-2-6)	0	0	0	0
Animal Cruelty (35-46-3-12)	0	0	0	0
Assisting a Criminal (35-44-3-2)	0	0	0	0
Beats Vertebrate Animal (35-46-3-12)	0	0	0	0
Check Deception (35-43-5-5)	0	0	0	0
Common Nuisance (35-48-4-13)	0	0	0	0
Computer Trespassing (35-43-2-3)	0	0	0	0
Counterfeiting Auto Registration (9-18-2-42)	0	0	0	0
Counterfeiting a Driver's License (9-24-18-7)	0	0	0	0
Curfew Violation (31-37-2-5)	0	0	0	0
Deception (35-43-5-3)	0	0	0	0
Deer Outside Hours (14-22-6-1)	0	0	0	0
Deer w/ Illegal Device (14-22-6-1)	0	0	0	0
Disorderly Conduct (35-45-1-3)	0	3	0	6
Dissemination of Material Harmful to Minor (35-49-3-3)	0	0	0	0
Driving While Intoxicated (9-11-2-3)	0	0	0	0
Driving with Suspended License (9-24-19-2)	0	0	0	0
Exploitation of Dependent/Endangered Adult (35-46-1-12)	0	0	0	0
Failure to Appear (35-44-3-6)	0	0	0	0
Failure to Disclose Recruitment (35-46-4-4)	0	0	0	0
Failure to Respond to Summons (35-44-3-6.5)	0	0	0	0
False Auto Registration (9-18-2-44)	0	0	0	0
False Identity Statement (35-44-2-6)	0	0	0	0
False Informing (35-44-2-2)	0	1	0	2
Flag Desecration (35-45-1-4)	0	0	0	0
Glue Sniffing (35-46-6-2)	0	0	0	0
Habitual Disobedience of Parent, Guardian, or Custodian (Incorrigible) (31-37-2-4)	0	0	0	0
Harassment (35-45-2-2)	0	0	0	0
Home Improvement Fraud (35-43-6-12)	0	0	0	0
Illegal Consumption of Alcohol (7.1-5-7-7)	1	0	1	1
Illegal Possession of Alcohol (7.1-5-7-7)	1	0	1	0
Impairment of ID Number (35-43-7-4)	0	0	0	0
Interference with Custody (35-42-3-4)	0	0	0	0
Interfering with Law Enforcement Animal (35-46-3-11)	0	0	0	0
Invasion of Privacy (35-46-1-15.1)	0	0	0	0
Leaving Home w/o Permission of Parent, Guardian or Custodian (Runaway) (31-37-2-2)	1	2	1	2
Maintaining a Common Nuisance (35-48-4-13)	0	0	0	0
Nitrous Oxide Distribution (35-46-6-3)	0	0	0	0
Obscene Performance (35-49-3-1)	0	0	0	0
Obstructing Medical Emergency (35-44-3-8.5)	0	0	0	0
Obstructing Traffic (35-42-2-4)	0	0	0	0
Official Misconduct (35-44.1-1-1)	0	0	0	0
Operating Vehicle While Intoxicated (9-30-5-2)	0	0	0	0

LEVEL IV (cont'd)	NUMBER OF OFFENSES			
	This Month		This Calendar Year	
	Female	Male	Female	Male
Operating Vehicle While Intoxicated/Cntrld Sub (9-30-5-1)	0	0	0	0
Operating Vehicle w/o License (9-24-18-1)	1	1	2	5
Operating Vehicle w/o Proof of Financial (9-25-8-2)	0	0	0	0
Operating Vehicle w/o Registration/Plates (9-18-2-43)	0	0	0	0
Poss/Pur/AccTobacco	0	1	0	1
Possession of Device/Interfere Test (35-43-5-18)	0	0	0	0
Possession of Marijuana, Hash Oil, or Hashish (35-48-4-11)	1	5	3	15
Possession of Paraphernalia (35-48-4-8.3)	0	2	0	4
Possession of Substance Represented to be a Controlled Substance (35-48-4-4.6)	0	0	0	0
Possession, Purchase, Accepting Tobacco (35-46-1-10.5)	0	0	0	0
Probation Violation	0	15	0	67
Public Intoxication (7-1-5-1-3)	0	1	0	1
Receiving Unidentified Property (35-43-7-5)	0	0	0	0
Reckless Driving (9-21-8-52)	0	0	0	0
Refusal to Aid Officer (35-44-3-7)	0	0	0	0
Refusal to Identify Self (34-28-5-3.5)	0	0	0	0
Selling, Distributing, Exhibiting Obscene Material (35-49-3-1)	0	0	0	0
Synthetic Drug (35-48-4-11.5)	0	0	0	0
Taking Deer/Turkey (14-22-6-1)	0	0	0	0
Tattooing a Minor (35-42-2-7)	0	0	0	0
Torture, Kill, Mutilate an Animal (35-46-3-12)	0	0	0	0
UNAUTH USE OF RR R/W	0	0	0	1
Unauthorized Possession of Prescription (35-48-4-14)	0	0	0	0
Unlawful Entry of Motor Vehicle (35-43-4-2.7)	0	3	0	7
Unlawful Gambling (35-45-5-2)	0	0	0	0
Unlawful Use of Railroad Right of Way (8-3-15-3)	0	0	0	0
Vending Machine Vandalism (35-43-4-7)	0	0	0	0
Violation Home Detention	0	0	0	0
Violation Suspended Commitment to DOC	1	0	4	0
Violation of Compulsory School Attendance Law (Truancy) (31-37-2-3)	1	1	1	1
Voyeurism (35-45-4-5)	0	0	0	0
Welfare Fraud (35-45-5-7)	0	0	0	0
Sub-Total	7	35	13	113
GRAND TOTAL NUMBER OF OFFENSES	27	126	59	371

Source: SAS - mnthadm4_by_offense.pgm

Indiana Department of Correction
Table 17
Number of Juvenile Offenders by Most Serious Offense
Committed to the Indiana Department of Correction

July 2019

MOST SERIOUS OFFENSE (Citation Code)	NUMBER OF JUVENILES			
	This Month		This Calendar Year	
	Female	Male	Female	Male
LEVEL I				
Arson (35-43-1-1)	0	0	0	1
Aggravated Battery (35-42-2-1.5)	0	1	0	1
Arson (35-43-1-1)	0	0	0	0
Battery (35-42-2-1)	1	0	6	13
Battery by Bodily Waste (35-42-2-6)	0	0	0	1
Burglary (35-43-2-1)	1	1	1	16
Carjacking (35-42-5-2)	0	0	0	0
Carrying Handgun w/o License (35-47-2-1)	0	2	0	3
Changing, Altering, Removing, Obliterating ID of Handgun (35-47-2-18)	0	0	0	1
Child Exploitation (35-42-4-4)	0	0	0	1
Child Molesting (35-42-4-3)	0	3	1	9
Child Seduction (35-42-4-7)	0	0	0	0
Child Selling (35-46-1-4)	0	0	0	0
Child Solicitation (35-42-4-6)	0	0	0	0
Child in Possession of Handgun (35-47-10-5)	0	0	0	1
Consumer Product Tampering (35-45-8-3)	0	0	0	0
Criminal Confinement (35-42-3-3)	0	0	0	0
Criminal Deviate Conduct (35-42-4-2)	0	0	0	0
Criminal Gang Intimidation (35-45-9-4)	0	0	0	0
Criminal Gang Recruitment	0	0	0	0
Criminal Recklessness (35-42-2-2)	0	2	0	5
Dangerous Possession of a Firearm (35-47-10-5)	0	2	0	12
Dealing in a Sawed-Off Shotgun (35-47-5-4.1)	0	0	0	0
Distribution of a Destructive Device (IC 35-47.5-5-5)	0	0	0	0
Domestic Battery (35-42-2-1.3)	2	2	2	6
Driving While Intoxicated Resulting in Death (9-30-5-5)	0	0	0	0
False Application for Handgun (35-47-2-8)	0	0	0	0
False, Altering Handgun License (35-47-2-22)	0	0	0	0
Feticide (35-42-1-6)	0	0	0	0
Handgun, False ID (35-47-2-17)	0	0	0	0
Incest (35-46-1-3)	0	0	0	0
Interference with Custody (35-42-3-4)	0	0	0	0
Intimidation (35-45-2-1)	0	0	0	0
Involuntary Manslaughter (35-42-1-4)	0	0	0	0
Kidnapping (35-42-3-2)	0	0	0	0
Murder (35-42-1-1)	0	0	0	1
Neglect of a Dependent (35-46-1-4)	0	0	0	0
Operation of a Machine Gun/Hurling a Bomb (35-47-5-9)	0	0	0	0
Overpass Mischief (35-42-2-5)	0	0	0	0
Pointing a Firearm (35-47-4-3)	0	0	0	1
Possession of Firearm on School Property (35-47-9-2)	0	0	0	1
Possession of a Machine Gun or Bomb (35-47-5-9)	0	0	0	0
Rape (35-42-4-1)	0	3	0	5
Reckless Homicide (35-42-1-5)	0	0	0	1
Resisting Law Enforcement (35-44-3-3)	0	0	0	0
Robbery (35-42-5-1)	0	5	4	19
Sell, Manufacture, Possess, Purchase Explosive (35-47-5-1)	0	0	0	0
Sell, Transfer, HIV Blood (35-42-1-7)	0	0	0	0
Selling, Transferring, Giving Handgun to Under 18 (35-47-2-7)	0	0	0	0
Sexual Battery (35-42-4-8)	0	0	0	2
Sexual Misconduct (35-44-1-5)	0	0	0	0

NUMBER OF JUVENILES

LEVEL I (cont'd)	This Month		This Calendar Year	
	Female	Male	Female	Male
Sexual Misconduct with a Minor (35-42-4-9)	0	0	0	0
Stalking (35-45-10-5)	0	0	0	0
Strangulation (35-42-2-9)	0	0	0	0
Unlawful Delivery of Confiscated Firearm (35-47-3-4)	0	0	0	0
Unlawful Use of Body Armor (35-47-5-13)	0	0	0	0
Unlawful Use of Stun Gun (35-47-8-5)	0	0	0	0
Vicarious Sexual Gratification (35-42-4-5)	0	0	0	0
Voluntary Manslaughter (35-42-1-3)	0	0	0	0
Sub-Total	4	21	14	100

LEVEL II

Assisting a Criminal (35-44-3-2)	0	0	0	0
Chinese Throwing Star (35-47-5-12)	0	0	0	0
Criminal Gang Activity (35-45-9-3)	0	0	0	0
Criminal Recklessness (35-42-2-2)	0	0	0	0
Dealing Anabolic Steroid (16-42-19-27)	0	0	0	0
Dealing Methamphetamine (35-48-4-1.1)	0	0	0	0
Dealing in Cocaine or Narcotic Drug (35-48-4-1)	0	0	0	0
Dealing in Marijuana, Hash Oil, or Hashish (35-48-4-10)	0	0	0	0
Dealing in a Schedule I, II, or III Controlled Substance (35-48-4-2)	0	0	1	0
Dealing in a Schedule IV Controlled Substance (35-48-4-3)	0	0	0	1
Dealing in a Schedule V Controlled Substance (35-48-4-4)	0	0	0	0
Dealing in a Substance Represented to be a Controlled Substance (35-48-4-4.5)	0	0	0	0
Delivery of Weapon to Intoxicated Person (35-47-4-1)	0	0	0	0
Disarming Law Enforcement Officer (35-44.1-3-2)	0	0	0	0
Escape/Failure to Return to Lawful Detention (35-44-3-5)	0	1	2	2
Inmate w/ Deadly Weapon (35-44.1-3-7)	0	0	0	0
Interference with Custody (35-42-3-4)	0	0	0	0
Intimidation (35-45-2-1)	0	3	0	4
Knife with Automatic Blade (35-47-5-2)	0	0	0	0
Loan Sharking (35-45-7-2)	0	0	0	0
Maintaining a Common Nuisance (35-48-4-13)	0	0	0	0
Making loan secured by mortgage, deposit or pledge of handgun (35-47-4-2)	0	0	0	0
Manufacture, Distribution, Possession of a Substance Represented to be a Controlled Substanc	0	0	0	0
Neglect of a Dependent (35-46-1-4)	0	0	0	0
Poss precursors w/intent to manufacture etc. (35-48-4-14.5)	0	0	0	0
Possession of a Controlled Substance (35-48-4-7)	0	0	0	0
Possession of a Knife on School Property (35-47-5-2.5)	0	0	0	0
Promoting Prostitution (35-45-4-4)	0	0	1	0
Purchase, Possession or Sale of Stun Gun (35-47-8-5)	0	0	0	0
Resisting Law Enforcement (35-44-3-3)	0	2	1	7
Rioting with a Deadly Weapon (35-45-1-2)	0	0	0	0
Sale, Possession, Use of Legend Drug (16-42-19-27)	0	0	0	0
Sexual Misconduct with a Minor (35-42-4-9)	0	0	0	0
Stalking (35-45-10-5)	0	0	0	0
Trafficking with an Inmate (35-44-3-9)	0	0	0	0
Use of Stun Gun in Commission of a Crime (35-47-8-5)	0	0	0	0
Sub-Total	0	6	5	14

LEVEL III

Accident /Failure to Stop (9-26-1-8)	0	0	0	0
Accident, Property Damage with Injury (9-26-1-8)	0	0	0	0
Altering or Damaging Computer (35-43-1-4)	0	0	0	0
Auto Theft, Receiving Stolen Parts (35-43-4-2.5)	1	2	1	7
Battery (35-42-2-1)	0	2	4	11
Bestiality	0	0	0	0
Bribery (35-44-1-1)	0	0	0	0
Burglary (35-43-2-1)	0	0	0	0
Check Deception (35-43-5-5)	0	0	0	0

NUMBER OF JUVENILES

LEVEL III (cont'd)	This Month		This Calendar Year	
	Female	Male	Female	Male
Check Fraud (35-43-5-12)	0	0	0	0
Child Exploitation (35-42-4-4)	0	0	0	0
Controlled Substance Registration (35-48-4-14)	0	0	0	0
Conversion (35-43-4-3)	0	0	1	1
Criminal Mischief (35-43-1-2)	0	3	2	4
Criminal Recklessness (35-42-2-2)	0	0	0	0
Criminal Trespass (35-43-2-2)	0	0	0	5
Dealing in Altered Property (35-43-4-2.3)	0	0	0	0
Dealing in Marijuana, Hash Oil, or Hashish (35-48-4-10)	0	0	0	0
Dealing in Paraphernalia (35-48-4-8.5)	0	0	0	0
Distribution of Material Harmful to Minor (35-49-3-3)	0	0	0	0
Escape/Failure to Return to Lawful Detention (35-44-3-5)	0	2	2	5
Failure to Appear (35-44-3-6)	0	0	0	0
False Reporting (35-44-2-2)	0	0	0	0
Forgery (35-43-5-2)	0	0	0	0
Fraud (35-43-5-4)	0	0	0	0
Fraud on Financial Institution (35-45-5-8)	0	0	0	0
Home Improvement Fraud (35-43-6-13)	0	0	0	0
Identity Deception (35-43-5-3.5)	0	0	0	0
Interference with Custody (35-42-3-4)	0	0	0	0
Interference with Reporting Crime (35-42-2-5)	0	0	0	0
Invasion of Privacy (35-46-1-15.1)	0	0	0	0
Kill Domestic Animal	0	0	0	0
Manufacture of Paraphernalia (35-48-4-8.1)	0	0	0	0
Nonsupport of Child (35-46-1-5)	0	0	0	0
Nonsupport of Spouse (35-46-1-6)	0	0	0	0
Obscene Performance (35-49-3-1)	0	0	0	0
Obstructing Fireman (35-44-3-8)	0	0	0	0
Obstructing Traffic (35-42-2-4)	0	0	0	0
Obstruction of Justice (35-44-3-4)	0	0	0	0
Operating Vehicle After Lifetime Forfeiture (9-30-10-17)	0	0	0	0
Operating Vehicle While Intoxicated (9-30-5-4)	0	0	0	0
Operating Vehicle While Intoxicated with Prior (9-30-5-3)	0	0	0	0
POSS COC,I,II/>3GRMS	0	1	0	1
Patronizing a Prostitute (35-45-4-3)	0	0	0	0
Perjury (35-44-2-1)	0	0	0	0
Possession of Cocaine or Narcotic Drug (35-48-4-6)	0	0	0	0
Possession of Marijuana, Hash Oil, or Hashish (35-48-4-11)	0	0	0	0
Possession of Methamphetamines (35-48-4-6.1)	0	1	0	2
Possession of Paraphernalia (35-48-4-8.3)	0	0	0	0
Possession of a Controlled Substance (35-48-4-7)	0	0	0	1
Possession of a Syringe (16-42-19-18)	0	0	0	0
Possession/Use of Legend Drug (16-42-19-13)	0	0	0	0
Professional Gambling (35-45-5-3)	0	0	0	0
Profiting from Adoption (35-46-1-9)	0	0	0	0
Promoting Professional Gambling (35-45-5-4)	0	0	0	0
Promoting Prostitution (35-45-4-4)	0	0	0	0
Prostitution (35-45-4-2)	0	0	0	0
Public Indecency (35-45-4-1)	0	0	0	0
Public Nudity (35-45-4-1.5)	0	0	0	0
Railroad Mischief (35-42-2-5.5)	0	0	0	0
Receiving Stolen Property (35-43-4-2)	0	0	0	0
Residential Entry (35-43-2-1.5)	0	0	0	2
Resisting Law Enforcement (35-44-3-3)	1	1	2	5
Rioting (35-45-1-2)	0	0	0	0
Sale, Possession, Use of Legend Drug (16-42-19-27)	0	0	0	0
Selling, Distributing, Exhibiting Obscene Material (35-49-3-1)	0	0	0	0
Stalking (35-45-10-5)	0	0	0	0
Synthetic Drug (35-48-4-11.5)	0	0	0	0
Traffic W/ Inmate	0	0	1	0

NUMBER OF JUVENILES

LEVEL III (Cont.)	This Month		This Calendar Year	
	Female	Male	Female	Male
Theft (35-43-4-2)	3	5	4	16
Torture or Mutilation of Animal (35-46-3-12)	0	0	0	0
Trafficking with an Inmate (35-44-3-9)	0	0	0	0
Unauthorized Possession of Prescription Form (35-48-4-14)	0	0	0	0
Unlawful Entry of Motor Vehicle (35-43-4-2.7)	0	0	0	0
Voyeurism (35-45-4-5)	0	0	0	0
Welfare Fraud (35-43-5-7)	0	0	0	0
Sub-Total	5	17	17	60
LEVEL IV				
Absence From Home Detention (35-38-2.5-10)	0	0	0	0
Accident/Failure to Stop (9-26-1-8)	0	0	1	0
Assisting a Criminal (35-44-3-2)	0	0	0	0
Beats Vertebrate Animal (35-46-3-12)	0	0	0	0
Check Deception (35-43-5-5)	0	0	0	0
Common Nuisance (35-48-4-13)	0	0	0	0
Computer Trespassing (35-43-2-3)	0	0	0	0
Counterfeiting Auto Registration (9-18-2-42)	0	0	0	0
Counterfeiting a Driver's License (9-24-18-7)	0	0	0	0
Curfew Violation (31-37-2-5)	0	0	0	0
Deception (35-43-5-3)	0	0	0	0
Disorderly Conduct (35-45-1-3)	0	0	1	1
Dissemination of Material Harmful to Minor (35-49-3-3)	0	0	0	0
Driving with Suspended License (9-24-19-2)	0	0	0	0
Exploitation of Dependent/Endangered Adult (35-46-1-12)	0	0	0	0
Failure to Appear (35-44-3-6)	0	0	0	0
Failure to Disclose Recruitment (35-46-4-4)	0	0	0	0
Failure to Respond to Summons (35-44-3-6.5)	0	0	0	0
False Auto Registration (9-18-2-44)	0	0	0	0
False Identity Statement (35-44-2-6)	0	0	0	0
False Informing (35-44-2-2)	0	1	1	1
Flag Desecration (35-45-1-4)	0	0	0	0
Glue Sniffing (35-46-6-2)	0	0	0	0
Habitual Disobedience of Parent, Guardian, or Custodian (Incorrigible) (31-37-2-4)	0	0	0	0
Harassment (35-45-2-2)	0	0	0	0
Home Improvement Fraud (35-43-6-12)	0	0	0	0
Illegal Consumption of Alcohol (7.1-5-7-7)	0	0	0	0
Illegal Possession of Alcohol (7.1-5-7-7)	0	0	0	0
Impairment of ID Number (35-43-7-4)	0	0	0	0
Interference with Custody (35-42-3-4)	0	0	0	0
Interfering with Law Enforcement Animal (35-46-3-11)	0	0	0	0
Invasion of Privacy (35-46-1-15.1)	0	0	0	0
Leaving Home w/o Permission of Parent, Guardian or Custodian (Runaway) (31-37-2-2)	0	0	0	0
Nitrous Oxide Distribution (35-46-6-3)	0	0	0	0
Obscene Performance (35-49-3-1)	0	0	0	0
Obstructing Medical Emergency (35-44-3-8.5)	0	0	0	0
Obstructing Traffic (35-42-2-4)	0	0	0	0
Operating Vehicle While Intoxicated (9-30-5-2)	0	0	0	0
Operating Vehicle While Intoxicated/Cntrld Sub (9-30-5-1)	0	0	0	0
Operating Vehicle w/o License (9-24-18-1)	0	0	1	0
Operating Vehicle w/o Proof of Financial (9-25-8-2)	0	0	0	0
Operating Vehicle w/o Registration/Plates (9-18-2-43)	0	0	0	0
Possession of Marijuana, Hash Oil, or Hashish (35-48-4-11)	0	0	1	8
Possession of Paraphernalia (35-48-4-8.3)	0	1	0	1
Possession of Substance Represented to be a Controlled Substance (35-48-4-4.6)	0	0	0	0
Possession, Purchase, Accepting Tobacco (35-46-1-10.5)	0	0	0	0
Probation Violation	0	0	0	0
Public Intoxication (7.1-5-1-3)	0	0	0	0
Receiving Unidentified Property (35-43-7-5)	0	0	0	0
Reckless Driving (9-21-8-52)	0	0	0	0
Refusal to Aid Officer (35-44-3-7)	0	0	0	0
Refusal to Identify Self (34-28-5-3.5)	0	0	0	0

LEVEL IV (cont'd)	NUMBER OF JUVENILES			
	This Month		This Calendar Year	
	Female	Male	Female	Male
Selling, Distributing, Exhibiting Obscene Material (35-49-3-1)	0	0	0	0
Synthetic Drug	0	0	0	0
Torture, Kill, Mutilate an Animal (35-46-3-12)	0	0	0	0
Unauthorized Possession of Prescription (35-48-4-14)	0	0	0	0
Unlawful Entry of Motor Vehicle (35-43-4-2.7)	0	0	0	0
Unlawful Gambling (35-45-5-2)	0	0	0	0
Unlawful Use of Railroad Right of Way (8-3-15-3)	0	0	0	0
Vending Machine Vandalism (35-43-4-7)	0	0	0	0
Violation Home Detention	0	0	0	0
Violation Suspended Commitment to DOC	0	0	0	0
Violation of Compulsory School Attendance Law (Truancy) (31-37-2-3)	0	0	0	0
Voyeurism (35-45-4-5)	0	0	0	0
Welfare Fraud (35-45-5-7)	0	0	0	0
Sub-Total	0	2	5	11
GRAND TOTAL NUMBER OF JUVENILES	9	46	41	185

Indiana Department of Correction
Table 18
Juvenile Female New Commitments

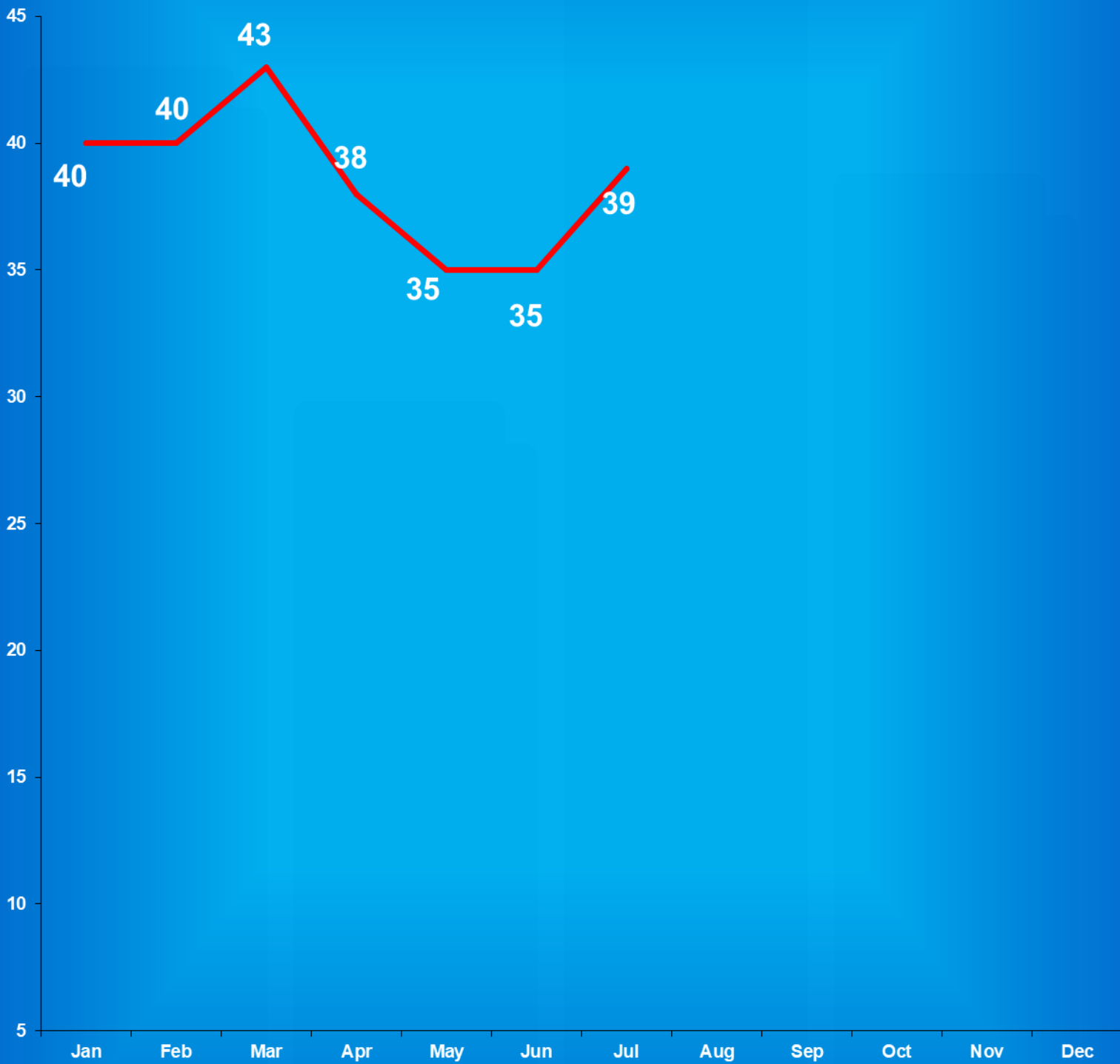
<u>Month</u>	<u>2015</u>	<u>2016</u>	<u>2017</u>	<u>2018</u>	<u>2019</u>
January	3	6	2	3	10
February	8	10	5	8	4
March	4	11	6	4	7
April	10	9	2	7	3
May	12	4	6	8	8
June	6	11	7	2	3
July	5	4	8	12	9
August	10	4	5	4	
September	13	7	8	8	
October	0	5	6	5	
November	11	6	7	8	
December	<u>11</u>	<u>5</u>	<u>12</u>	<u>8</u>	
TOTALS	93	82	74	77	44

Source: SAS - mnthadm4.pgm

Indiana Department of Correction

Graph G

Average Daily Juvenile Female Offender Populations
Calendar Year 2019



Indiana Department of Correction
Table 19
Juvenile Male New Commitments

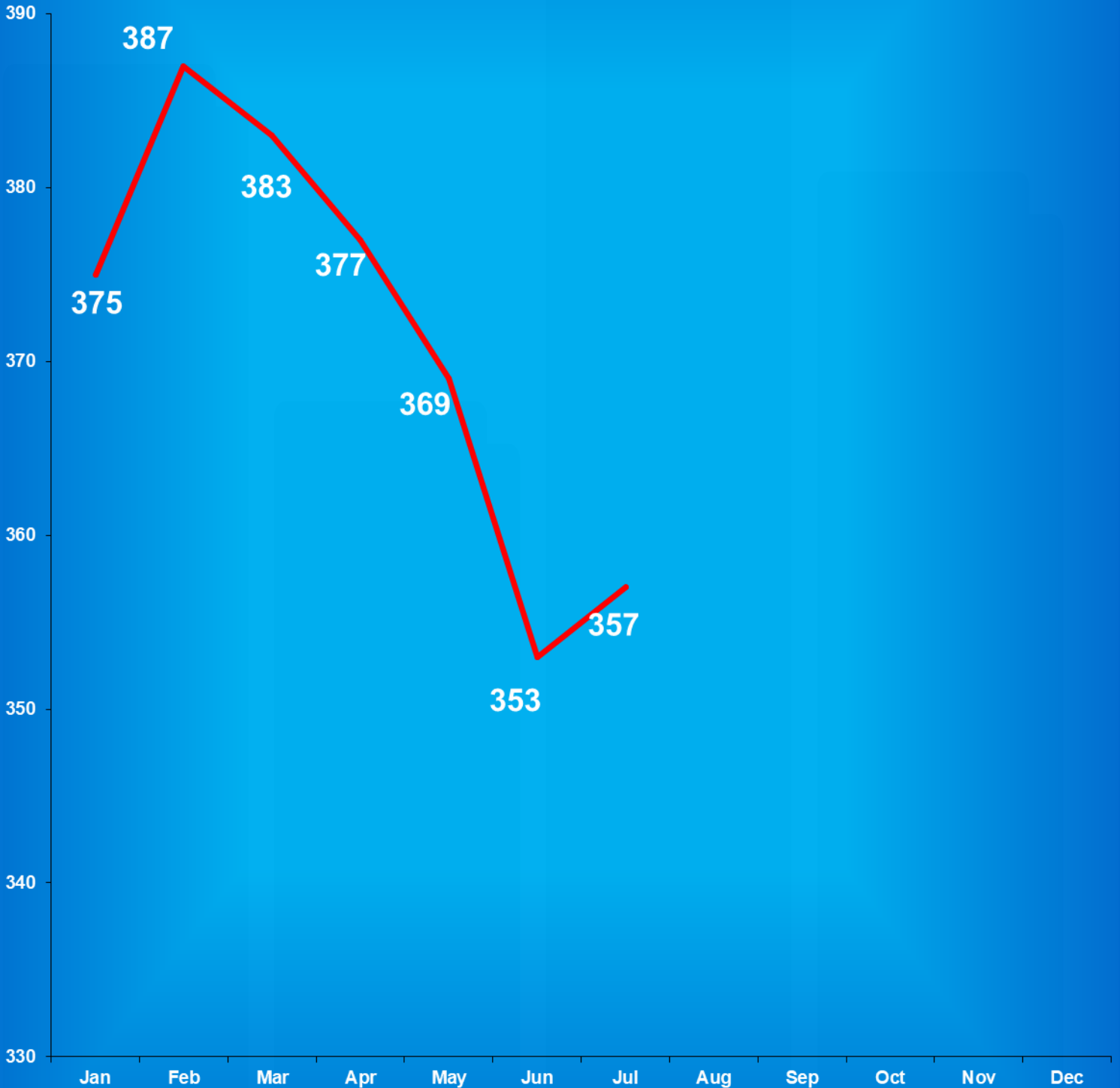
<u>Month</u>	<u>2015</u>	<u>2016</u>	<u>2017</u>	<u>2018</u>	<u>2019</u>
January	35	39	26	46	36
February	26	40	26	38	36
March	32	69	36	33	17
April	43	33	45	27	24
May	37	44	35	42	30
June	41	40	48	29	27
July	50	29	40	29	46
August	31	38	48	28	
September	42	36	43	41	
October	45	24	39	24	
November	41	28	48	34	
December	<u>40</u>	<u>30</u>	<u>34</u>	<u>52</u>	
TOTALS	548	463	450	468	216

Source: SAS - mnthadm4.pgm

Indiana Department of Correction

Graph H

Average Daily Juvenile Male Offender Populations
Calendar Year 2019





Juvenile Reintegration Districts



District #8

District #6

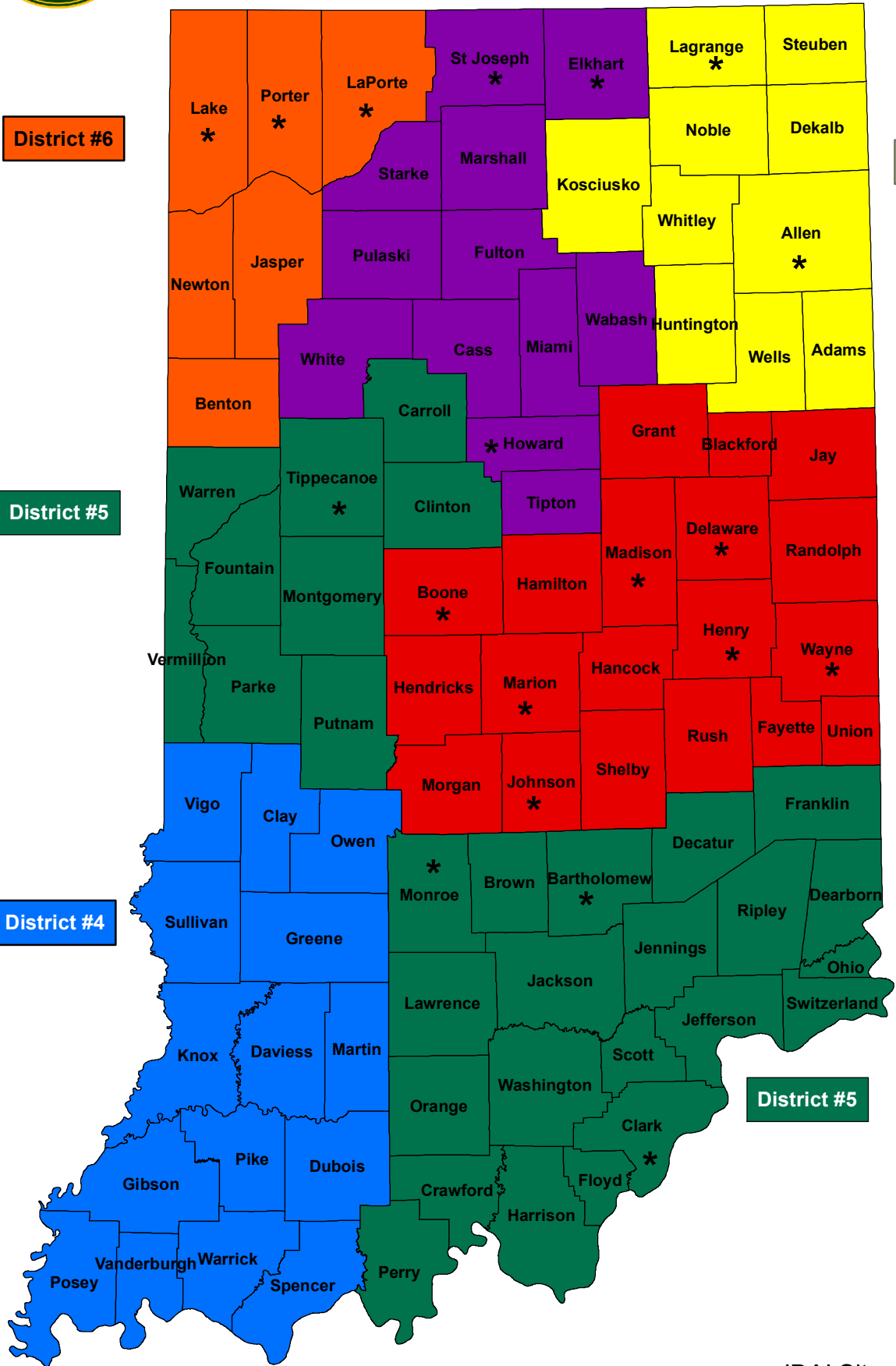
District #2

District #5

District #3

District #4

District #5



*JDAI Site

Indiana Department of Correction
Table 20
Juvenile Parole Caseload on August 01, 2019

<u>Juvenile Reintegration Districts</u>	Indiana Parolees		Other Jurisdiction		<u>Total</u>
	<u>Juvenile Male</u>	<u>Juvenile Female</u>	<u>Juvenile Male</u>	<u>Juvenile Female</u>	
<i>Interstate Compact (RD0)*</i>	0	0	5	1	6
	<u>District Supervision Breakdown as follows:</u>				
Juv Reintegration District 2	14	0	2	0	16
Juv Reintegration District 3	8	0	0	0	8
Juv Reintegration District 4	6	1	1	0	8
Juv Reintegration District 5	0	1	0	0	1
Juv Reintegration District 6	5	1	2	0	8
Juv Reintegration District 8	14	2	0	1	17
Total	47	5	5	1	58

Total Juvenile Parole Population on the First Day of Each Month

<u>Calendar Year 2019</u>	Indiana Parolees		Other Jurisdiction		<u>Total</u>
	<u>Juvenile Male</u>	<u>Juvenile Female</u>	<u>Juvenile Male</u>	<u>Juvenile Female</u>	
January	38	6	5	0	49
February	42	7	6	1	56
March	43	9	7	1	60
April	50	8	7	1	66
May	49	10	6	1	66
June	51	8	5	1	65
July	48	7	4	1	60
August	47	5	5	1	58

** Includes Indiana parolees who are serving their parole in another state, as well as offenders from other States being supervised in Indiana (Interstate Compact)*

Sources:
Parole Division
SAS - juvparl2.pgm

**Indiana Department of Correction
Indiana Government Center South, Room E334
302 W. Washington Street
Indianapolis, IN 46204**

**Prepared by:
Chris Yirenkyi, Data Analyst
(317) 233-4765
cyirenkyi@idoc.IN.gov**

This report and previous reports may be found at:

<http://www.in.gov/idoc/2376.htm>



CHANGING LIVES

The logo for the Indiana Department of Correction is circular, featuring a central torch surrounded by stars. The words "EMPLOYEES", "EFFICIENCY", and "EFFECTIVENESS" are arranged around the torch. The outer ring of the logo contains the text "INDIANA DEPARTMENT OF CORRECTION". To the right of the logo is a blue silhouette of the state of Indiana.

The Indiana Department of Correction advances public safety and successful re-entry through dynamic supervision, programming, and partnerships.