


# Indiana Department of Correction

## Division of Data Analytics



## Offender Population Statistical Report

- JUNE 2020 -

Rob Carter, Commissioner

**Indiana Department of Correction  
Indiana Government Center South, Room E334  
302 W. Washington Street  
Indianapolis, IN 46204**

**Prepared by:  
Chris Yirenkyi, Data Analyst  
(317) 233-4765  
[cyirenkyi@idoc.in.gov](mailto:cyirenkyi@idoc.in.gov)**

**This report and previous reports may be found at:**

**<http://www.in.gov/idoc/2376.htm>**



## Definitions

For the purpose of this report, the following definitions apply:

**Admission** – The means by which an offender enters the custody or jurisdiction of the Indiana Department of Correction. For this report, with the exception of the return of an escapee, this does not include a return from a temporary absence.

**Average Daily Population** – The sum of the daily beginning counts for a month, divided by that month's number of daily beginning counts.

**Beginning Count** – The number of offenders physically present at the beginning of the day (ie, 0000:01 hours).

**Class A Felony** – An offense whereby a person convicted of this felony shall be imprisoned for a fixed term of thirty years, with not more than twenty years added for aggravating circumstances, or not more than ten years subtracted for mitigating circumstances.

**Class B Felony** – An offense whereby a person convicted of this felony shall be imprisoned for a fixed term of ten years, with not more than ten years added for aggravating circumstances, or not more than four years subtracted for mitigating circumstances.

**Class C Felony** – An offense whereby a person convicted of this felony shall be imprisoned for a fixed term of four years, with not more than four years added for aggravating circumstances, or not more than two years subtracted for mitigating circumstances.

**Class D Felony** – An offense whereby a person convicted of this felony shall be imprisoned for a fixed term of one and one-half years, with not more than one and one-half years added for aggravating circumstances, or not more than one year subtracted for mitigating circumstances.

**Class 1 Felony** – An offense whereby a person convicted of this felony shall be imprisoned with a sentence range of 20-40 years, with not more than twenty years added as a habitual offender enhancement.

**Class 2 Felony** – An offense whereby a person convicted of this felony shall be imprisoned with a sentence range of 10-30 years, with not more than twenty years added as a habitual offender enhancement.

**Class 3 Felony** – An offense whereby a person convicted of this felony shall be imprisoned with a sentence range of 3-16 years, with not more than twenty years added as a habitual offender enhancement.

**Class 4 Felony** – An offense whereby a person convicted of this felony shall be imprisoned with a sentence range of 2-12 years, with not more than twenty years added as a habitual offender enhancement.

**Class 5 Felony** – An offense whereby a person convicted of this felony shall be imprisoned with a sentence range of 1-6 years, with not more than six years added as a habitual offender enhancement.

**Class 6 Felony** – An offense whereby a person convicted of this felony shall be imprisoned with a sentence range of 0.5-2.5 years, with not more than six years added as a habitual offender enhancement.

**Contracted Beds** - Those offenders who have been committed to the Indiana Department of Correction, but are housed in a local work release facility under contract of a 3rd party provider.

**County Jail "Back-ups" (Jail Bed Count)** – Those offenders who have been committed to the Indiana Department of Correction, but are housed in a county jail until they can be transferred to a Department of Correction intake facility. The county receives \$35.00 per day, per offender, to house these offenders.

**Ending Count** – The number of offenders physically present at the end of the day (ie, 2400:00 hours).

**Felon** – A person convicted in any jurisdiction who might have been imprisoned for more than one year.

**Murder** - An offense whereby a person convicted of this felony shall be imprisoned for a fixed term of fifty-five years, with not more than ten years added for aggravating circumstances, or not more than ten years subtracted for mitigating circumstances.

## Definitions Continued

**Operational Capacity** – The total bed capacity of the facility. The capacity of a facility is the number of beds authorized for safe and efficient operation of the facility.

**Pre-Dispositional** – An individual ordered by the Court to the Indiana Department of Correction for evaluation prior to sentencing.

**Release** – The means by which an offender leaves the custody or jurisdiction of the Indiana Department of Correction. For this report, with the exception of an escape, this does not include a temporary absence.

**Safekeeper** – An individual whom the Court has determined to be in imminent danger of serious bodily injury or death, or who represents a substantial threat to the safety of others, and whom the Court has ordered to the Indiana Department of Correction for custody and security control.

**Maximum Level Facilities** – Maximum security facilities have very restrictive security measures and housing is celled space.

**Medium Level Facilities** – Medium security facilities have moderate degree of security measures and housing consists of dormitories and celled space.

**Minimum Level Facilities** – Minimum Security Facilities have the least restrictive security measures and housing is dormitory style. Also included as minimum security are work release program offenders who leave the facility for outside employment but return nightly.

**Intake Facilities** – Intake facilities are designated to receive newly committed adult offenders. During the intake process each offender is evaluated through interviews, reports and diagnostic tests. This evaluation forms the basis of the offenders' facility and program assignment.

**Secure Housing Units** – Denotes maximum control with the most restrictive security measures in place.

**Vacancy** – The number of beds available for assignment.

**Juvenile Diagnostic/Walkthrough** – A Juvenile court can order a youth to the Department of Correction to be temporarily committed for not more than 14 days (excluding Saturdays, Sundays and Legal holidays) for the purpose of an evaluation. The youth must be adjudicated delinquent and the order has to be prior to disposition. The department will send a report to the court of the written findings.

## **Indiana Department of Correction Population Summary**

- There were 23,416 adult male offenders (including 458 county jail “back-ups” and 63 in contracted beds) on July 01, 2020. This population is 6% below operational bed capacity for general population.
- There were 2,468 adult female offenders (including 41 county jail “back-ups” and 15 in contracted beds) on July 01, 2020. This population is 11% below the operational bed capacity.
- There were 309 juvenile male offenders in the Department’s facilities on July 01, 2020. This population is 44% below the operational bed capacity.
- There were 26 juvenile female offenders in the Department’s facilities on July 01, 2020. This population is 56% below the operational bed capacity.
- There were 5,572 adult males on parole in Indiana (5,153 Indiana parolees and 419 other jurisdiction parolees) July 01, 2020.
- There were 674 adult females on parole in Indiana (627 Indiana parolees and 47 other jurisdiction parolees) on July 01, 2020.
- There were 457 adults admitted to IDOC (391 males and 66 females) and 858 adults released from IDOC (751 males and 107 females) in June 2020.
- There were 18 juveniles admitted to IDOC (14 males and 4 females) and 39 juveniles released from IDOC (32 males and 7 females) in June 2020.

**Indiana Department of Correction  
Human Resource Report**

**June 30, 2020**

**ADULT FACILITIES**

Facility	Total Staff*	Custody Staff	Non-Custody	Vacancies	Hires - Rehires	Retired - Terminated	Inter-Agency		Contract/Vendor		
							In	Out	Aramark	Health	Education
Branchville Correctional Facility	255	178	77	20	7	6	1	1	10	30	6
Chain O'Lakes Correctional Facility	30	22	8	1	0	1	0	0	4	1	0
Correctional Industrial Facility	286	217	69	81	4	10	0	0	13	25	3
Edinburgh Correctional Facility	67	51	16	5	3	0	0	0	7	6	1
Indiana State Prison/Lakeside	486	370	116	85	18	13	1	0	22	41	3
Indiana Women's Prison	180	128	52	13	4	3	0	0	6	24	6
Madison Correctional Facility	200	141	59	15	13	7	2	1	7	27	3
Miami Correctional Facility	413	296	117	142	27	33	0	0	30	55	10
New Castle Correctional Facility**	414	277	137	128	0	0	0	0	26	64	15
Pendleton Correctional Facility	381	258	123	145	11	23	1	0	18	47	1
Plainfield Correctional Facility	330	240	90	64	11	14	0	0	28	42	8
Putnamville Correctional Facility	413	296	117	109	11	14	0	0	21	41	10
Reception-Diagnostic Center	207	161	46	40	3	5	0	0	0	28	0
Rockville Correctional Facility	227	155	72	39	6	6	1	0	14	37	6
South Bend Comm. Re-Entry Center	38	26	12	5	0	0	0	0	4	3	0
Heritage Trail DOC Staff	22	0	22	3	0	0	0	0	0	12	8
Heritage Trail GEO Staff**	192	116	76	34	0	0	0	0	4	11	0
Wabash Valley Correctional Facility	576	452	124	70	11	19	0	0	37	61	4
Westville Correctional Facility	640	480	160	130	13	14	0	0	30	64	11
<b>Total</b>	<b>5,357</b>	<b>3,864</b>	<b>1,493</b>	<b>1,129</b>	<b>142</b>	<b>168</b>	<b>6</b>	<b>2</b>	<b>281</b>	<b>619</b>	<b>95</b>

**JUVENILE FACILITIES**

Facility	Total Staff*	Custody Staff	Non-Custody	Vacancies	Hires - Rehires	Retired - Terminated	Inter-Agency		Contract/Vendor		
							In	Out	Aramark	Health	Education
Camp Summit	57	40	17	7	0	2	1	1	4	7	2
Logansport Intake/North Central	167	112	55	20	3	3	1	0	7	13	2
Pendleton Juvenile Correctional	213	141	72	80	21	10	0	0	8	17	4
<b>Total</b>	<b>437</b>	<b>293</b>	<b>144</b>	<b>107</b>	<b>24</b>	<b>15</b>	<b>2</b>	<b>1</b>	<b>19</b>	<b>37</b>	<b>8</b>

**ADMINISTRATIVE**

Central Office***	<b>Total</b>	<b>565</b>	<b>188</b>	<b>377</b>	<b>54</b>	<b>0</b>	<b>2</b>	<b>0</b>	<b>0</b>	<b>0</b>	<b>5</b>	<b>1.5</b>
-------------------	--------------	------------	------------	------------	-----------	----------	----------	----------	----------	----------	----------	------------

**TOTALS**

<b>STATE EMPLOYEE TOTAL</b>	<b>5,753</b>	<b>3,952</b>	<b>1,801</b>	<b>1,128</b>	<b>166</b>	<b>185</b>	<b>8</b>	<b>3</b>	<b>0</b>	<b>0</b>	<b>0</b>
<b>CONTRACT EMPLOYEE TOTAL</b>	<b>1,671</b>	<b>393</b>	<b>1,278</b>	<b>162</b>	<b>0</b>	<b>0</b>	<b>0</b>	<b>0</b>	<b>300</b>	<b>661</b>	<b>104</b>
<b>GRAND TOTAL</b>	<b>7,424</b>	<b>4,345</b>	<b>3,079</b>	<b>1,290</b>	<b>166</b>	<b>185</b>	<b>8</b>	<b>3</b>	<b>300</b>	<b>661</b>	<b>104</b>

\* Total Active Staff does not include those on disability, suspension, or leave with pay.

\*\* New Castle Correctional Facility and Heritage Trail are privately contracted institutions. Their hire/rehire and termination/reire data is not provided to DOC.

\*\*\* Includes Technology Services Division, PEN Products, Staff Development and Training, and the Parole Division (counted as Custody Staff)

Note: Total staff, custody staff, non-custody staff, and vacancy data are as of the end of the month.

Hires and re-hires, retirements and terminations, intra-agency transfer in and transfer out are the total number of actions for the month.

Source: DOC Human Resource



# Offender Statistics



**Indiana Department of Correction**

**Table 1**

**Offender Population & Vacancy Numbers, by Facility Security Level**

**July 1, 2020**

**Minimum Security - Adult MALE**

	<b>June Ending Count</b>	<b>General Population Vacancies</b>	<b>Programs &amp; Treatment Vacancies</b>	<b>Restricted Housing &amp; Infirmery Vacancies</b>	<b>Down Beds</b>	<b>Held Beds</b>
Chain O'Lakes	85	17	0	0	0	0
Edinburgh	281	62	0	0	0	1
Miami - MCA	188	15	0	0	0	1
New Castle - NCA	167	37	0	0	0	0
Pendleton - IRO	185	34	0	0	1	0
Westville - WCA	277	84	18	0	0	0
Wabash Valley - WVA	172	26	0	0	0	0
<b>Total</b>	<b>1,355</b>	<b>275</b>	<b>18</b>	<b>0</b>	<b>1</b>	<b>2</b>

**Re-Entry & Work Release - Adult MALE**

Bartholomew Co. Re-Entry	2	18	0	0	0	0
Chain O'Lakes Re-Entry	34	3	0	0	0	1
Lake Co. Re-Entry/M	5	5	0	0	0	0
South Bend Re-Entry	138	62	0	0	0	1
VOA/Hope Hall Re-Entry	24	1	0	0	0	0
Starke Co. PI - TC	32	0	16	0	0	0
<b>Total</b>	<b>235</b>	<b>89</b>	<b>16</b>	<b>0</b>	<b>0</b>	<b>2</b>

**Medium Security - Adult MALE**

	<b>June Ending Count</b>	<b>General Population Vacancies</b>	<b>Programs &amp; Treatment Vacancies</b>	<b>Restricted Housing &amp; Infirmery Vacancies</b>	<b>Down Beds</b>	<b>Held Beds</b>
Branchville	1,352	103	72	6	0	0
Correctional Industrial	1,369	105	16	1	2	2
Indiana State Prison ISO	341	41	0	0	0	3
Plainfield	1,409	90	14	13	219	7
Putnamville	1,957	229	28	0	303	0
Heritage Trail	790	125	0	0	0	1
Westville	2,411	221	95	60	135	19
New Castle	2,294	53	49	17	2	16
<b>Total</b>	<b>11,923</b>	<b>967</b>	<b>274</b>	<b>97</b>	<b>661</b>	<b>48</b>



Table 1 (Cont.)

<b>Maximum Security - Adult MALE</b>
--------------------------------------

	June Ending Count	General Population Vacancies	Programs & Treatment Vacancies	Restricted Housing & Infirmery Vacancies	Down Beds	Held Beds
Miami	2,858	93	6	7	17	3
Indiana State Prison	1,966	48	8	17	22	16
Pendleton	1,413	18	5	3	7	3
Pendleton Treatment Unit	176	0	66	0	17	1
ISR Secure Housing Unit	50	0	0	14	1	4
New Castle Annex	435	8	0	39	4	0
New Castle Mental Health	114	0	13	0	0	1
WCU Secure Housing Unit	104	0	0	4	2	0
Wabash Valley	1,710	15	36	8	5	11
WVS Secure Housing Unit	185	0	0	25	4	2
Reception Diag. Center	434	241	0	0	20	0
<b>Total</b>	<b>9,445</b>	<b>423</b>	<b>134</b>	<b>117</b>	<b>99</b>	<b>41</b>

<b>Minumum Security &amp; Re-Entry - Adult FEMALE</b>
---

	June Ending Count	General Population Vacancies	Programs & Treatment Vacancies	Restricted Housing & Infirmery Vacancies	Down Beds	Held Beds
Madison	653	195	0	0	0	0
Jefferson Co. Re-Entry	58	14	0	0	0	0
Crane House	15	30	0	0	0	0
<b>Total</b>	<b>726</b>	<b>239</b>	<b>0</b>	<b>0</b>	<b>0</b>	<b>0</b>

<b>Medium Security - Adult FEMALE</b>
---------------------------------------

Rockville	940	30	53	18	0	0
<b>Total</b>	<b>940</b>	<b>30</b>	<b>53</b>	<b>18</b>	<b>0</b>	<b>0</b>

<b>Maximum Security - Adult FEMALE</b>
--

Women's Prison	660	45	18	4	0	0
Rockville Intake	101	111	0	0	0	0
<b>Total</b>	<b>761</b>	<b>156</b>	<b>18</b>	<b>4</b>	<b>0</b>	<b>0</b>

<b>JAIL BED COUNT</b>
-----------------------

Adult Male	458	N/A	N/A	N/A	N/A	N/A
Adult Female	41	N/A	N/A	N/A	N/A	N/A
<b>Total</b>	<b>499</b>					

Table 1 (Cont.)

<b>JUVENILE OFFENDERS</b>
---------------------------

**Juvenile Male**

	<b>June Ending Count</b>	<b>General Population Vacancies</b>	<b>Programs &amp; Treatment Vacancies</b>	<b>Restricted Housing &amp; Infirmery Vacancies</b>	<b>Down Beds</b>	<b>Held Beds</b>
North Central Juvenile Correctional Facility	116	58	0	0	0	0
Pendleton Juvenile Correctional Facility	193	181	0	5	0	12
<b>Total</b>	<b>309</b>	<b>239</b>	<b>0</b>	<b>5</b>	<b>0</b>	<b>12</b>

**Juvenile Female**

LaPorte Juvenile Correctional Facility	26	33	0	3	0	0
--	----	----	---	---	---	---

<b>TOTALS</b>
---------------

	<b>June Ending Count</b>	<b>General Population Vacancies</b>	<b>Programs &amp; Treatment Vacancies</b>	<b>Restricted Housing &amp; Infirmery Vacancies</b>	<b>Down Beds</b>	<b>Held Beds</b>
GRAND TOTAL FOR ALL ADULT MALES (Includes Jail Bed Count and Contracted Beds)	23,416	1,754	442	214	761	93
TOTAL FOR ADULT MALES IDOC FACILITIES ONLY	22,895	1,730	426	214	761	93
GRAND TOTAL FOR ALL ADULT FEMALES (Includes Jail Bed Count and Contracted Beds)	2,468	425	71	22	0	0
TOTAL FOR ADULT FEMALES IDOC FACILITIES ONLY	2,412	381	71	22	0	0
TOTAL FOR JUVENILE MALES	309	239	0	5	0	12
TOTAL FOR JUVENILE FEMALES	26	33	0	3	0	0
<b>GRAND TOTAL FOR THE DEPARTMENT (Includes Jail Bed Count and Contracted Beds)</b>	<b>26,219</b>	<b>2,451</b>	<b>513</b>	<b>244</b>	<b>761</b>	<b>105</b>
<b>GRAND TOTAL FOR THE DEPARTMENT (Excludes Jail Bed Count and Contracted Beds)</b>	<b>25,642</b>	<b>2,383</b>	<b>497</b>	<b>244</b>	<b>761</b>	<b>105</b>

Sources: Planning Division Facility Body Count Report  
 Planning Division Juvenile Daily Count Report  
 OIS - Jail Bed Count  
 Operational Support Services - Vacancy Report

**Indiana Department of Correction**  
**Table 2**  
**Operational Capacity Compared to Population, by Facility**  
**June 1, 2020**

**Minimum Security - Adult MALE**

	May Operational Capacity	June Operational Capacity	June Adjusted Operational Capacity*	June Ending Count	Percent +/- Capacity
Chain O'Lakes	102	102	102	85	-17%
Edinburgh	344	344	343	281	-18%
Miami - MCA	204	204	203	188	-7%
New Castle - NCA	204	204	204	167	-18%
Pendleton - IRO	220	220	219	185	-16%
Westville - WCA	379	379	361	277	-23%
Wabash Valley - WVA	<u>198</u>	<u>198</u>	<u>198</u>	<u>172</u>	<u>-13%</u>
<b>Total</b>	<b>1,651</b>	<b>1,651</b>	<b>1,630</b>	<b>1,355</b>	<b>-17%</b>

**Re-Entry & Work Release - Adult MALE**

Bartholomew Co. Re-Entry	20	20	40	2	-95%
Chain O'Lakes Re-Entry	38	38	37	34	-8%
Lake Co. Re-Entry/M	10	10	10	5	-50%
South Bend Re-Entry	201	201	200	138	-31%
VOA/Hope Hall Re-Entry	20	25	25	24	-4%
Starke Co. PI - TC	<u>48</u>	<u>48</u>	32	32	0
<b>Total</b>	<b>337</b>	<b>342</b>	<b>344</b>	<b>235</b>	<b>-32%</b>

**Medium Security - Adult MALE**

Branchville	1,533	1,533	1,455	1,352	-7%
Correctional Industrial	1,495	1,495	1,474	1,369	-7%
Indiana State Prison ISO	385	385	382	341	-11%
Plainfield	1,752	1,752	1,499	1,409	-6%
Putnamville	2,517	2,517	2,186	1,957	-10%
Heritage Trail	916	916	915	790	-14%
Westville	2,941	2,941	2,632	2,411	-8%
New Castle	2,431	2,431	2,347	2,294	-2%
<b>Total</b>	<b>13,970</b>	<b>13,970</b>	<b>12,890</b>	<b>11,923</b>	<b>-8%</b>

Table 2 (Cont.)

<b>Maximum Security - Adult MALE</b>					
--------------------------------------	--	--	--	--	--

	May Operational Capacity	June Operational Capacity	June Adjusted Operational Capacity*	June Ending Count	Percent +/- Capacity
Miami	2,984	2,984	2,951	2,858	-3%
Indiana State Prison	2,077	2,077	2,001	1,966	-2%
Pendleton	1,449	1,449	1,431	1,413	-1%
Pendleton Treatment Unit	260	260	176	176	0%
ISR Secure Housing Unit	69	69	50	50	0%
New Castle Annex	486	486	443	435	-2%
New Castle Mental Health	128	128	114	114	0%
WCU Secure Housing Unit	110	110	104	104	0%
Wabash Valley	1,785	1,785	1,725	1,710	-1%
WVS Secure Housing Unit	216	216	185	185	0%
Reception Diag. Center	695	695	434	434	0%
<b>Total</b>	<b>10,259</b>	<b>10,259</b>	<b>9,614</b>	<b>9,445</b>	<b>-2%</b>

<b>Minimum Security &amp; Re-Entry - Adult FEMALE</b>					
---	--	--	--	--	--

Madison	848	848	848	653	-23%
Jefferson Co. Re-Entry	72	72	72	58	-19%
Crane House	45	45	45	15	-67%
<b>Total</b>	<b>965</b>	<b>965</b>	<b>965</b>	<b>726</b>	<b>-25%</b>

<b>Medium Security - Adult FEMALE</b>					
---------------------------------------	--	--	--	--	--

Rockville	<u>1,041</u>	<u>1,041</u>	<u>970</u>	<u>940</u>	-3%
<b>Total</b>	<b>1,041</b>	<b>1,041</b>	<b>970</b>	<b>940</b>	<b>-3%</b>

<b>Maximum Security - Adult FEMALE</b>					
--	--	--	--	--	--

Women's Prison	727	727	705	660	-6%
Rockville Intake	<u>212</u>	<u>212</u>	<u>101</u>	<u>101</u>	0%
<b>Total</b>	<b>939</b>	<b>939</b>	<b>806</b>	<b>761</b>	<b>-6%</b>

<b>JAIL BED COUNT**</b>					
-------------------------	--	--	--	--	--

Adult Male	494	458	458	458	0%
Adult Female	<u>39</u>	<u>41</u>	<u>41</u>	<u>41</u>	0%
<b>Total</b>	<b>533</b>	<b>499</b>	<b>499</b>	<b>499</b>	<b>0%</b>

<b>JUVENILE OFFENDERS</b>					
---------------------------	--	--	--	--	--

	Juvenile Male				
North Central Juvenile Correctional Facility	174	174	174	116	-33%
Pendleton Juvenile Correctional Facility	<u>391</u>	<u>391</u>	<u>374</u>	<u>193</u>	-48%
<b>Total</b>	<b>565</b>	<b>565</b>	<b>548</b>	<b>309</b>	<b>-44%</b>

Table 2 (Cont.)

**Juvenile Female**

	May Operational Capacity	June Operational Capacity	June Adjusted Operational Capacity*	June Ending Count	Percent +/- Capacity
LaPorte Juvenile Correctional Facility	62	62	59	26	-56%

**TOTALS**

	May Operational Capacity	June Operational Capacity	June Adjusted Operational Capacity*	June Ending Count	Percent +/- Capacity
GRAND TOTAL FOR ALL ADULT MALES (Includes Jail Bed Count and Contracted Beds)	26,711	26,680	24,936	23,416	-6%
TOTAL FOR ADULT MALES IDOC FACILITIES ONLY	26,119	26,119	24,371	22,895	-6%
GRAND TOTAL FOR ALL ADULT FEMALES (Includes Jail Bed Count and Contracted Beds)	2,984	2,986	2,782	2,468	-11%
TOTAL FOR ADULT FEMALES IDOC FACILITIES ONLY	2,900	2,900	2,696	2,412	-11%
TOTAL FOR JUVENILE MALES	565	565	548	309	-44%
TOTAL FOR JUVENILE FEMALES	62	62	59	26	-56%
<b>GRAND TOTAL FOR THE DEPARTMENT (Includes Jail Bed Count** and Contracted Beds)</b>	<b>30,322</b>	<b>30,293</b>	<b>28,325</b>	<b>26,219</b>	<b>-7%</b>
<b>GRAND TOTAL FOR THE DEPARTMENT (Excludes Jail Bed Count and Contracted Beds)</b>	<b>29,646</b>	<b>29,646</b>	<b>27,674</b>	<b>25,642</b>	<b>-7%</b>

\*Adjusted Operational Capacity includes Intake Beds and excludes Down, Held, and Segregation/Infirmary, and Program/Treatment Hold Beds.

\*\*Jail Bed Counts - IDOC offender Jail Bed holding is demand-based, therefore Jail Bed Percent Capacity is always 0%. Jail Bed Operational Capacity is determined by each county's availability and fluctuates from month to month.

Sources: Planning Division Facility Body Count Report  
 Planning Division Juvenile Daily Count Report  
 OIS - Jail Bed Count  
 Operational Support Services - Vacancy Report

**Indiana Department of Correction**  
**Table 3**  
**Facility Population on the First Day of Each Month**  
**(Excludes County Jail "Back-ups" & Contracted Beds)**

<b><u>2019</u></b>	<b><u>Adult</u></b> <b><u>Male</u></b>	<b><u>Adult</u></b> <b><u>Female</u></b>	<b><u>Juvenile</u></b> <b><u>Male</u></b>	<b><u>Juvenile</u></b> <b><u>Female</u></b>	<b><u>Total</u></b>
January	23,970	2,500	365	38	26,873
February	23,876	2,481	382	41	26,780
March	23,963	2,481	386	40	26,870
April	24,030	2,488	383	44	26,945
May	24,103	2,522	372	34	27,031
June	24,138	2,549	360	36	27,083
July	24,181	2,596	355	34	27,166
August	24,186	2,574	367	43	27,170
September	24,285	2,630	373	39	27,327
October	24,264	2,614	376	39	27,293
November	24,274	2,582	368	39	27,263
December	24,259	2,564	360	28	27,211
<b><u>2020</u></b>	<b><u>Adult</u></b> <b><u>Male</u></b>	<b><u>Adult</u></b> <b><u>Female</u></b>	<b><u>Juvenile</u></b> <b><u>Male</u></b>	<b><u>Juvenile</u></b> <b><u>Female</u></b>	<b><u>Total</u></b>
January	24,294	2,569	325	25	27,213
February	24,238	2,544	342	21	27,145
March	24,253	2,540	349	23	27,165
April	24,294	2,553	350	24	27,221
May	23,844	2,502	348	27	26,721
June	23,328	2,472	347	29	26,176
July	22,895	2,412	309	26	25,642

Source: Research Division Juvenile Daily Count Report

**Indiana Department of Correction**  
**Table 4**  
**Parole Caseload on July 06, 2020**

<u>Parole District</u>	<b>Indiana Parolees</b>		<b>Other Jurisdiction</b>		<u>Total</u>
	<u>Adult Male</u>	<u>Adult Female</u>	<u>Adult Male</u>	<u>Adult Female</u>	
<i>Interstate Compact (PD0)*</i>	363	35	419	47	864
	<b>District Supervision Breakdown as follows:</b>				
Re-Entry Parole (PD1)	311	53	24	4	392
Fort Wayne (PD2)	654	78	37	2	771
Indianapolis (PD3)	1181	103	80	4	1,368
Evansville (P4A)	414	47	41	5	507
Terre Haute (P4B)	409	51	12	1	473
Bloomington (PD5)	308	46	25	5	384
Gary (PD6)	376	22	70	5	473
New Castle (PD7)	623	106	36	8	773
South Bend (PD8)	610	55	63	6	734
Madison (PD9)	267	66	31	7	371
<b>Total</b>	<b>5,516</b>	<b>662</b>	<b>419</b>	<b>47</b>	<b>6,644</b>

**Total Parole Population on the First Day of Each Month**

<u>Calendar Year 2020</u>	<b>Indiana Parolees</b>		<b>Other Jurisdiction</b>		<u>Total</u>
	<u>Adult Male</u>	<u>Adult Female</u>	<u>Adult Male</u>	<u>Adult Female</u>	
January	5,430	625	443	55	6,553
February	5,339	617	448	53	6,457
March	5,199	625	445	57	6,326
April	5,244	626	439	57	6,366
May	5,364	647	437	54	6,502
June	5,473	665	419	51	6,608
July	5,516	662	419	47	6,644

\* Includes Indiana parolees who are serving their parole in another state, as well as offenders from other States being supervised in Indiana (Interstate Compact)

Sources: Juvenile Services  
Parole Division



# Adult Offender Statistics





**Indiana Department of Correction**  
**Table 5**  
**Monthly Admissions and Releases- Adult Offenders**  
(Includes County Jail "Back-ups" & Contracted Beds)  
**June 2020**

<b>Admissions</b>	<b>Male</b>	<b>Female</b>	<b>Total</b>
New Commitments	179	32	211
Parole Violators - New Commits	14	0	14
Parole Violators - Technical	26	1	27
Unsentenced (Safekeepers)	3	2	5
Return from Esc - Sec/NonSec Facility	0	0	0
Return from Escape - Non-Secure Facility	0	1	1
Return from Escape - CTP Absconds	0	0	0
Court Supervision Violators - New Commits	47	5	52
Court Supervision Violators - Technical	118	24	142
Return from CTP - New Commits	0	0	0
Return from CTP - Technical	4	1	5
Unknown (Missing Data)	0	0	0
<b>Total Admissions</b>	<b>391</b>	<b>66</b>	<b>457</b>

<b>Releases</b>	<b>Male</b>	<b>Female</b>	<b>Total</b>
Parole	332	49	381
Probation	230	30	260
Escape Secure Facility	0	0	0
Walk-Away - Non-Secure Facility	1	0	1
Discharged	92	15	107
Unsentenced Discharged	2	0	2
Other (i.e. Death)	7	0	7
Community Transition Program (CTP)	84	13	97
CTP Absconds	3	0	3
Unknown (Missing Data)	0	0	0
<b>Total Releases</b>	<b>751</b>	<b>107</b>	<b>858</b>

*Of the 179 new commitments of male felons, 79 (43.9%) had a prior commitment.*

*Of the 32 new commitments of female felons, 9 (28.1%) had a prior commitment.*

*Effective July 1, 1998, misdemeanants are to be committed to DOC only under special circumstances (IC 11-12-6)*

*Sources: SAS-prsadm8.pgm, SAS - prisrel8.pgm*

**Indiana Department of Correction**  
**Table 6**  
**New Admissions by County of Commitment - Adult Offenders**

County	Felon Level												Total	County	Felon Level												Total	
	Murder	FA	FB	FC	FD	F1	F2	F3	F4	F5	F6	Other*			Murder	FA	FB	FC	FD	F1	F2	F3	F4	F5	F6	Other*		
Adams	0	0	0	0	0	0	0	1	3	1	0	0	5	Madison	0	2	2	0	0	0	0	3	2	5	0	14		
Allen	0	0	1	0	0	0	0	4	3	18	5	0	31	Marion	1	0	1	1	0	0	3	10	15	34	0	1	66	
Bartholomew	0	0	0	0	0	0	0	1	0	3	1	0	5	Marshall	0	0	1	0	1	0	1	0	3	2	0	0	8	
Benton	0	0	0	0	0	0	0	0	0	1	0	0	1	Martin	0	0	0	0	0	0	0	1	0	0	0	0	1	
Blackford	0	0	0	0	0	0	0	0	0	0	2	0	2	Miami	0	0	0	0	0	0	0	0	1	0	0	0	1	
Boone	0	0	0	0	0	0	3	0	3	1	0	0	7	Monroe	0	0	0	0	0	0	0	2	2	0	0	0	4	
Brown	0	0	0	0	0	0	0	0	0	0	1	0	1	Montgomery	0	0	0	0	0	0	0	0	3	0	0	0	3	
Carroll	0	0	0	0	0	0	0	0	0	0	0	0	0	Morgan	0	0	0	0	0	0	0	1	1	0	0	0	2	
Cass	0	0	0	0	0	0	0	0	0	2	1	0	3	Newton	0	0	0	0	0	0	0	2	0	1	0	0	3	
Clark	0	0	1	0	0	0	0	1	2	0	0	0	4	Noble	0	0	0	1	0	0	0	1	1	2	0	0	5	
Clay	0	0	0	0	0	0	0	0	1	1	0	0	2	Ohio	0	0	0	0	0	0	0	0	2	0	0	0	2	
Clinton	0	0	0	0	0	0	0	0	0	0	0	0	0	Orange	0	0	0	0	0	0	0	0	2	1	0	0	3	
Crawford	0	0	0	0	0	0	0	0	0	1	0	0	1	Owen	0	0	0	0	0	0	0	1	0	0	0	0	1	
Daviess	0	0	1	0	0	0	0	1	1	0	0	0	3	Parke	0	0	0	0	0	0	0	0	1	1	0	0	2	
Dearborn	0	0	0	0	0	0	1	0	2	1	0	0	4	Perry	0	0	0	0	0	0	0	1	0	0	0	0	1	
Decatur	0	0	0	0	0	0	0	0	0	3	2	0	5	Pike	0	0	0	0	0	0	0	2	1	0	0	0	3	
DeKalb	0	0	1	0	0	0	0	1	0	2	0	0	4	Porter	0	0	0	0	0	1	0	1	0	1	0	0	3	
Delaware	0	0	0	0	0	0	1	0	2	8	2	0	13	Posey	0	0	0	0	0	0	0	0	1	0	0	0	1	
Dubois	0	0	0	0	0	0	0	2	1	3	1	0	7	Pulaski	0	0	0	0	0	0	0	0	1	1	0	0	2	
Elkhart	0	0	1	0	1	0	1	0	2	3	1	0	9	Putnam	0	0	0	0	0	0	0	0	0	0	0	0	0	0
Fayette	0	0	0	1	0	0	0	2	2	2	0	0	7	Randolph	0	0	0	0	0	0	0	0	0	0	0	0	0	0
Floyd	0	0	0	0	0	0	0	0	1	0	0	0	1	Ripley	0	0	0	1	0	0	0	0	2	2	0	0	5	
Fountain	0	0	0	0	0	0	0	0	0	0	0	0	0	Rush	0	0	0	0	0	0	0	1	1	0	0	0	2	
Franklin	0	0	0	0	0	0	0	0	0	0	0	0	0	St. Joseph	0	0	0	0	0	0	1	1	0	0	0	0	2	
Fulton	0	0	0	0	0	0	0	0	0	0	0	0	0	Scott	0	0	0	0	0	0	1	0	0	0	0	0	1	
Gibson	0	0	0	0	0	0	0	0	0	0	3	0	3	Shelby	0	0	0	0	0	0	0	1	2	0	0	0	3	
Grant	0	0	0	0	1	0	0	0	1	2	0	0	4	Spencer	0	0	0	0	0	0	0	0	0	0	0	0	0	0
Greene	1	0	0	0	0	0	2	1	0	3	1	0	8	Starke	0	0	0	0	0	0	0	2	1	0	0	0	3	
Hamilton	0	1	2	0	0	0	0	1	1	2	0	0	7	Steuben	0	0	0	0	0	0	0	0	1	0	0	0	1	
Hancock	0	0	0	0	0	0	0	0	0	1	1	0	2	Sullivan	0	0	0	0	0	0	0	0	0	0	0	0	0	0
Harrison	0	0	0	0	0	0	0	0	0	2	0	0	2	Switzerland	0	0	0	0	0	0	0	0	2	0	0	0	2	
Hendricks	0	0	0	0	0	0	0	1	0	1	0	0	2	Tippecanoe	0	1	0	1	1	2	0	3	0	5	1	0	14	
Henry	0	0	0	0	0	0	0	2	1	4	0	0	7	Tipton	0	0	0	0	0	0	0	0	1	0	0	0	1	
Howard	0	0	1	0	0	0	0	0	3	0	0	0	4	Union	0	0	0	0	0	0	0	0	0	0	0	0	0	0
Huntington	0	0	0	0	0	0	0	0	1	4	2	0	7	Vanderburgh	1	0	0	0	1	0	0	1	1	7	3	0	14	
Jackson	0	0	0	0	0	0	2	1	0	1	0	0	4	Vermillion	0	0	0	0	0	0	0	0	0	0	0	0	0	0
Jasper	0	0	0	0	0	0	0	1	0	0	0	0	1	Vigo	0	0	0	0	0	0	2	0	2	0	0	0	4	
Jay	0	0	0	1	0	0	0	0	1	2	0	0	4	Wabash	0	0	0	0	0	0	0	1	6	0	0	0	7	
Jefferson	0	0	0	0	0	0	0	0	0	2	0	0	2	Warren	0	0	0	0	0	0	0	0	0	0	0	0	0	0
Jennings	0	0	0	0	0	0	0	2	2	2	1	0	7	Warrick	0	0	0	0	0	0	0	0	0	1	0	0	1	
Johnson	0	1	1	0	0	1	0	0	3	3	2	0	11	Washington	0	0	0	0	0	0	0	1	0	0	0	0	1	
Knox	0	0	0	0	0	0	0	0	2	1	0	0	3	Wayne	0	0	0	0	0	0	0	1	3	0	0	0	4	
Kosciusko	0	0	0	0	0	1	1	1	1	0	0	0	3	Wells	0	0	1	0	0	0	1	2	0	0	0	0	4	
LaGrange	0	0	0	0	0	0	0	0	0	0	0	0	0	White	0	0	0	0	0	0	0	0	0	0	0	0	0	0
Lake	0	0	1	0	0	0	1	0	1	6	0	0	9	Whitley	0	0	0	0	0	0	0	1	0	0	0	0	1	
LaPorte	0	0	0	0	0	0	0	0	0	2	0	0	2	Unknown	0	0	0	0	0	0	0	0	0	0	0	0	0	0
Lawrence	0	0	0	0	0	0	1	1	1	1	0	0	3	Totals	3	5	15	6	5	4	17	46	89	174	40	0	405	

Data based on Most Serious Offense and includes only New- and Recommittments.

Parole violators are not included.

\*"Other" may include missing, habitual offense, contempt of court, or misdemeanor.

\*\*"Unknown" represents offenders who were sentenced to DOC, but County of Commitment data was unavailable.

Source: Prsadm7.pgm

**Indiana Department of Correction**

**Table 7**

**Release Type by County of Commitment - Adult Offenders**

**June 2020**

County	Release Type					County	Release Type				
	Parole	Probation	Discharged	CTP	Total		Parole	Probation	Discharged	CTP	Total
Adams	4	1	0	0	5	Madison	19	13	3	7	42
Allen	24	14	7	13	58	Marion	81	57	20	4	162
Bartholomew	8	1	0	1	10	Marshall	3	3	0	2	8
Benton	1	0	1	0	2	Martin	1	0	0	1	2
Blackford	2	1	0	0	3	Miami	0	2	0	0	2
Boone	3	3	1	0	7	Monroe	4	2	2	0	8
Brown	0	1	0	0	1	Montgomery	3	4	0	2	9
Carroll	0	1	0	0	1	Morgan	2	0	1	2	5
Cass	2	1	0	9	12	Newton	0	1	0	0	1
Clark	3	4	1	0	8	Noble	1	1	1	0	3
Clay	2	0	2	0	4	Ohio	2	1	0	0	3
Clinton	1	1	2	2	6	Orange	3	0	0	1	4
Crawford	0	0	0	0	0	Owen	1	0	0	0	1
Daviess	2	2	1	2	7	Parke	1	0	0	0	1
Dearborn	3	6	0	0	9	Perry	1	1	1	0	3
Decatur	7	2	1	2	12	Pike	1	0	0	0	1
DeKalb	4	1	2	2	9	Porter	3	0	0	0	3
Delaware	5	2	1	0	8	Posey	2	0	2	0	4
Dubois	0	0	1	1	2	Pulaski	0	1	0	0	1
Elkhart	13	12	4	3	32	Putnam	2	0	0	1	3
Fayette	5	2	1	1	9	Randolph	0	0	0	2	2
Floyd	6	1	1	0	8	Ripley	5	3	0	0	8
Fountain	0	0	0	1	1	Rush	3	0	0	0	3
Franklin	1	3	4	0	8	St. Joseph	10	7	0	4	21
Fulton	1	2	0	0	3	Scott	1	4	1	0	6
Gibson	1	2	0	0	3	Shelby	2	2	1	0	5
Grant	5	4	3	6	18	Spencer	0	0	0	0	0
Greene	0	0	1	0	1	Starke	1	1	0	3	5
Hamilton	4	4	1	0	9	Steuben	1	0	0	1	2
Hancock	0	4	0	0	4	Sullivan	0	1	0	0	1
Harrison	2	1	0	0	3	Switzerland	1	0	3	0	4
Hendricks	5	3	1	0	9	Tippecanoe	7	8	3	1	19
Henry	3	4	0	0	7	Tipton	0	0	0	0	0
Howard	2	6	1	1	10	Union	0	0	0	0	0
Huntington	5	4	1	0	10	Vanderburgh	24	6	8	4	42
Jackson	2	4	1	2	9	Vermillion	1	1	0	0	2
Jasper	3	0	1	0	4	Vigo	7	5	0	0	12
Jay	1	2	1	1	5	Wabash	0	1	1	1	3
Jefferson	1	1	2	1	5	Warren	0	0	0	0	0
Jennings	0	0	3	0	3	Warrick	2	0	0	0	2
Johnson	17	9	2	0	28	Washington	3	4	0	0	7
Knox	2	1	0	0	3	Wayne	8	5	3	0	16
Kosciusko	4	4	0	0	8	Wells	7	0	1	2	10
LaGrange	0	1	0	0	1	White	1	0	1	0	2
Lake	8	4	3	7	22	Whitley	0	2	3	0	5
LaPorte	3	4	1	0	8	Unknown	1	0	0	1	2
Lawrence	1	1	0	3	5	<b>Totals</b>	<b>381</b>	<b>260</b>	<b>107</b>	<b>97</b>	<b>845</b>

This data excludes Temporary Moves, Safekeepers, Predispositions, Escapes, Deaths, releases from CTP and releases from Out of State Parole.

\*\*Unknown" represents offenders who were sentenced to DOC, but County of Commitment data was unavailable.

Source: prisrel7.pgm

**Indiana Department of Correction**  
**Table 8**  
**The Number of Department of Correction Offenders**  
**Held in County Jails\***  
**June 30, 2020.**

<u>County</u>	<u>Adult Male</u>	<u>Adult Female</u>	<u>County</u>	<u>Adult Male</u>	<u>Adult Female</u>	<u>County</u>	<u>Adult Male</u>	<u>Adult Female</u>
Adams	4	0	Hendricks	0	1	Pike	2	0
Allen	40	3	Henry**	7	0	Porter	2	0
Bartholomew	2	0	Howard	15	1	Posey	1	0
Benton	0	0	Huntington	1	0	Pulaski**	1	0
Blackford**	1	0	Jackson	6	0	Putnam**	0	0
Boone	4	0	Jasper	2	0	Randolph	0	0
Brown	1	0	Jay	3	1	Ripley	2	0
Carroll	0	0	Jefferson	8	0	Rush	1	0
Cass	4	1	Jennings	8	0	St. Joseph	3	1
Clark	10	0	Johnson	1	1	Scott	4	0
Clay	8	0	Knox**	1	2	Shelby	1	0
Clinton	2	1	Kosciusko	5	1	Spencer**	11	0
Crawford**	0	0	LaGrange	1	0	Starke	0	0
Daviess	0	0	Lake	15	0	Steuben	1	0
Dearborn	3	0	LaPorte	9	1	Sullivan	1	0
Decatur	2	0	Lawrence	2	0	Switzerland	1	0
DeKalb	1	0	Madison	19	0	Tippecanoe	27	1
Delaware	0	0	Marion	49	5	Tipton	0	0
Dubois	10	0	Marshall	17	1	Union	0	0
Elkhart	27	0	Martin	0	0	Vanderburgh	14	0
Fayette	3	1	Miami	3	2	Vermillion	1	0
Floyd	1	0	Monroe	2	0	Vigo	5	0
Fountain	0	0	Montgomery	2	0	Wabash	0	0
Franklin	0	0	Morgan	4	1	Warren	8	0
Fulton	1	0	Newton	0	0	Warrick	0	0
Gibson	2	0	Noble	3	3	Washington	1	0
Grant	12	10	Ohio	1	0	Wayne	11	1
Greene	6	0	Orange**	3	1	Wells**	9	0
Hamilton	6	0	Owen	1	0	White	2	0
Hancock	3	1	Parke	2	0	Whitley	5	0
Harrison**	1	0	Perry	0	0	<b>Total</b>	<b>458</b>	<b>41</b>

\* Data is based on known frequencies reported by the counties; some county data may be missing

\*\* County Jail Substance Abuse Programs

Source: Offender Movement□

**Indiana Department of Correction**  
**Table 9**  
**Community Transition Program**  
**Average Daily Populations**

<u>Month</u>	<u>2016</u>	<u>2017</u>	<u>2018</u>	<u>2019</u>	<u>2020</u>
January	518	465	392	382	338
February	480	475	402	379	338
March	492	475	411	372	317
April	518	481	441	376	278
May	499	487	443	396	279
June	469	481	398	379	241
July	491	445	386	393	
August	496	421	395	336	
September	509	400	387	330	
October	478	385	384	324	
November	470	389	366	323	
December	<u>461</u>	<u>372</u>	<u>381</u>	<u>339</u>	
<b>YEARLY AVERAGE</b>	<b>490</b>	<b>440</b>	<b>399</b>	<b>361</b>	<b>298</b>

Source: CTP Database and OIS Warmbody

**Indiana Department Of Correction**  
**Table 10**  
**Community Transition Program**  
**June 2020 Release Information (Felony Level A-D)**

<b>Total number of offenders eligible to be released =</b>		<b>176</b>
Felony A and B total =	142	
Felony C total =	30	
Felony D total =	3	
Murder =	1	
<b>Total number of offenders transitioned to counties for CTP =</b>		<b>21</b>
By default (lack of response from judge)		
Felony A or B =	0	
Felony C =	3	
Felony D =	0	
By approval by court order from judge		
Felony A or B =	18	
Felony C =	0	
Felony D =	0	
Murder =	0	
<b>Total number of offenders transitioned to counties then returned to DOC due to refusal (court ordered denial upon receipt of offender) =</b>		<b>0</b>
<b>Total number of court ordered denials =</b>		<b>106</b>
Felony A or B =	84	
Felony C =	19	
Felony D =	2	
Murder =	1	
<b>Total number of Felony A or B, or Murder denials by default (no response from judge) =</b>		<b>32</b>
<b>Total number of offenders who became ineligible after eligibility determined but prior to CTP commencement date (reasons include change in Earliest Possible Release Date, change in warrant status, released to probation or to parole, other miscellaneous) =</b>		<b>17</b>
Felony A or B =	8	
Felony C =	8	
Felony D =	1	
Murder =	0	

Source: SAS - CTP2 Adms

**Indiana Department Of Correction**  
**Table 10**  
**Community Transition Program**  
**June 2020 Release Information (Felony Level 1-6)**

<b>Total number of offenders eligible to be released =</b>		<b>316</b>
Felony 1 and 2 total =	7	
Felony 3 and 4 total =	108	
Felony 5 and 6 total =	201	
<b>Total number of offenders transitioned to counties for CTP =</b>		<b>45</b>
By default (lack of response from judge)		
Felony 1 and 2 total =	0	
Felony 3 and 4 total =	0	
Felony 5 and 6 total =	6	
By approval by court order from judge		
Felony 1 and 2 total =	1	
Felony 3 and 4 total =	17	
Felony 5 and 6 total =	21	
<b>Total number of offenders transitioned to counties then returned to DOC due to refusal (court ordered denial upon receipt of offender) =</b>		<b>0</b>
<b>Total number of court ordered denials =</b>		<b>210</b>
Felony 1 and 2 total =	4	
Felony 3 and 4 total =	62	
Felony 5 and 6 total =	144	
<b>Total number of Felony 1 or 2 denials by default (no response from judge) =</b>		<b>2</b>
<b>Total number of offenders who became ineligible after eligibility determined but prior to CTP commencement date (reasons include change in Earliest Possible Release Date, change in warrant status, released to probation or to parole, other miscellaneous) =</b>		<b>37</b>
Felony 1 and 2 total =	0	
Felony 3 and 4 total =	7	
Felony 5 and 6 total =	30	

Indiana Department of Correction  
Table 11  
Total Number of Felony Offenses  
Committed to the Indiana Department of Correction

June 2020

Felony Level	Primary Offense	Secondary Offense	Jun-20		This Calendar Year	
			SEX		SEX	
			F	M	F	M
A Felony	Arson (35-43-1-1)		-	-	-	1
	Burglary (35-43-2-1)		-	-	-	2
	Child Molesting (35-42-4-3)		-	-	-	8
	Dealing Cocaine or Narcotic Drug (35-48-4-1)		-	2	3	9
	Dealing Methamphetamine (35-48-4-1.1)		-	1	2	2
	Rape (35-42-4-1)		-	-	-	1
	Robbery (35-42-5-1)		-	1	-	4
<b>A Felony Total</b>			<b>0</b>	<b>4</b>	<b>5</b>	<b>27</b>

Felony Level	Primary Offense	Secondary Offense	Jun-20		This Calendar Year	
			SEX		SEX	
			F	M	F	M
B Felony	Aggravated Battery (35-42-2-1.5)		-	-	-	3
	Battery (35-42-2-1)		-	1	-	1
	Burglary (35-43-2-1)		1	4	1	41
	Carjacking (35-42-5-2)		-	-	-	1
	Child Molesting (35-42-4-3)		-	1	-	3
	Criminal Confinement (35-42-3-3)		-	-	-	4
	Dealing Cocaine or Narcotic Drug (35-48-4-1)		1	4	4	24
	Dealing Methamphetamine (35-48-4-1.1)		4	2	7	13
	Dealing Sched I, II, or III Contrld Sub (35-48-4-2)		-	-	4	6
	Felon in Possession of a Firearm (35-47-4-5)		-	2	-	6
	Neglect of a Dependent (35-46-1-4)		-	-	2	-
	Possession Methamphetamine (35-48-4-6.1)		-	-	1	3
	Possession of Cocaine or Narcotic Drug (35-48-4-6)		-	-	-	1
	Robbery (35-42-5-1)		-	1	-	18
	Sexual Misconduct with a Minor (35-42-4-9)		-	-	1	2
<b>B Felony Total</b>			<b>6</b>	<b>15</b>	<b>20</b>	<b>126</b>

Felony Level	Primary Offense	Secondary Offense	Jun-20		This Calendar Year	
			SEX		SEX	
			F	M	F	M
C Felony	Assisting a Criminal (35-44-3-2)		-	-	-	1
	Battery (35-42-2-1)		-	3	-	8
	Burglary (35-43-2-1)		1	2	1	10
	Check Fraud (35-43-5-12)		-	-	1	-
	Child Exploitation (35-42-4-4)		-	-	-	1
	Child Molesting (35-42-4-3)		-	-	-	13
	Contribute to Delinquency (35-46-1-8)		-	-	-	1
	Corrupt Business Influence (35-45-6-2)		-	-	-	1
	Criminal Confinement (35-42-3-3)		-	-	-	1
	Criminal Recklessness (35-42-2-2)		-	-	-	1
	Felon in Possession of a Firearm (35-47-4-5)		-	-	-	1
	Firearm w/in One Mile of School (35-47-2-1)		-	-	-	4
	Forgery (35-43-5-2)		-	-	7	2
	Fraud on Financial Institution (35-43-5-8)		-	-	1	-
	Intimidation (35-45-2-1)		-	-	-	1
	Neglect of a Dependent (35-46-1-4)		-	-	-	1
	Non-Support of Dependent Child (35-46-1-5)		-	1	-	18
	Operating Vehicle w/Lifetime Suspension (9-30-10-17)		-	-	-	5
	Possession Methamphetamine (35-48-4-6.1)		-	-	-	1
	Possession of Cocaine or Narcotic Drug (35-48-4-6)		-	1	-	2
	Reckless Homicide (35-42-1-5)		-	-	-	1
	Robbery (35-42-5-1)		-	-	-	7
	Sexual Battery (35-42-4-8)		-	-	-	1
	Sexual Misconduct with a Minor (35-42-4-9)		-	-	-	1
	Welfare Fraud (35-43-5-7)		-	-	5	1
<b>C Felony Total</b>			<b>1</b>	<b>7</b>	<b>15</b>	<b>83</b>

Felony Level	Primary Offense	Secondary Offense	Jun-20		This Calendar Year	
			SEX		SEX	
			F	M	F	M
D Felony	Auto Theft, Receiving Stolen Parts (35-43-4-2.5)		-	1	-	3
	Battery (35-42-2-1)		-	2	-	2
	Child Exploitation (35-42-4-4)		-	2	-	2
	Criminal Confinement (35-42-3-3)		-	-	-	1
	Criminal Recklessness (35-42-2-2)		-	-	-	1
	Cruelty to Animals (35-46-3-12)		-	-	-	2
	Dealing Marijuana, Hash Oil, or Hashish (35-48-4-10)		-	-	-	1
	Failure to Remit Sales Tax (6-2.5-9-3)		-	-	-	1
	Failure to Return to Lawful Detention (35-44-3-5)		-	-	-	2
	Intimidation (35-45-2-1)		-	-	-	1
	Maintaining a Common Nuisance (35-48-4-13)		1	-	1	1
	Neglect of a Dependent (35-46-1-4)		-	-	-	2
	Non-Support of a Child (35-46-1-5)		-	1	-	11
	Operating Vehicle Intox-Prior (9-30-5-3)		-	2	-	4
	Operating Vehicle Intoxicated-Contrld Sub (9-30-5-1)		-	-	-	1
	Operating Vehicle Intoxicated-Endanger (9-30-5-2)		-	-	-	2
	Poss. of Marijuana, Hash Oil, or Hashish (35-48-4-11)		-	-	1	1
	Possession - Syringe/Needle (16-42-19-18)		-	-	-	1
	Possession of Cocaine or Narcotic Drug (35-48-4-6)		-	1	1	1
	Possession of Controlled Substance (35-48-4-7)		-	-	1	3
	Possession of Meth(35-48-4-4.1)		1	-	1	5
	Possession of Precursors (35-48-4-14.5)		1	-	1	-
	Residential Entry (35-43-2-1.5)		-	-	-	1
	Resisting Law Enforcement (35-44-3-3)		-	-	-	1
	Sexual Battery (35-42-4-8)		-	-	-	2
	Strangulation (35-42-2-9)		-	-	-	1
	Theft, Receiving Stolen Property (35-43-4-2)		2	-	4	8
	Vicarious Sexual Gratification (35-42-4-5)		-	-	-	1
<b>D Felony Total</b>			<b>5</b>	<b>9</b>	<b>10</b>	<b>62</b>



Felony Level	Primary Offense	Secondary Offense	Jun-20		This Calendar Year	
			SEX		SEX	
			F	M	F	M
Level 1 Felony	Aggravated Battery (35-42-2-1.5)		-	-	1	1
	Aiding, Inducing or Causing an Offense (35-41-2-4)	Murder (35-42-1-1)	-	-	-	1
	Attempted Murder (35-42-1-1(1))		-	-	-	1
	Attempt to Commit a Felony (35-41-5-1)	Murder (35-42-1-1)	-	1	-	16
	Burglary (35-43-2-1)		-	1	-	3
	Child Molesting (35-42-4-3)		-	2	-	35
	Firearm Enhancement (35-50-2-11)		-	-	1	1
	Neglect of a Dependent/Death (35-46-1-4)		-	1	2	3
	Rape (35-42-4-1)		-	-	-	2
Level 1 Felony Total			0	5	4	63

Felony Level	Primary Offense	Secondary Offense	Jun-20		This Calendar Year	
			SEX		SEX	
			F	M	F	M
Level 2 Felony	Aiding, Inducing or Causing an Offense (35-41-2-4)	Dealing Methamphetamine (35-48-4-1.1)	-	-	-	1
	Attempt to Commit a Felony (35-41-5-1)	Burglary (35-43-2-1)	-	-	-	1
	Burglary (35-43-2-1)		-	1	1	10
	Conspiracy (35-41-5-2)	Burglary (35-43-2-1)	-	-	-	1
		Dealing Methamphetamine (35-48-4-1.1)	-	-	1	1
		Robbery (35-42-5-1)	-	-	-	1
	Criminal Confinement (35-42-3-3)		-	-	-	3
	Dealing Cocaine or Narcotic Drug (35-48-4-1)		-	1	2	31
	Dealing Methamphetamine (35-48-4-1.1)		2	12	17	99
	Dealing Sched I, II, or III Cntrld Sub (35-48-4-2)		-	-	1	1
	Fire Arm Enhancement (35-50-2-11)		-	-	-	1
	Kidnapping (35-42-3-2)		-	-	-	3
	Robbery (35-42-5-1)		-	-	1	5
	Voluntary Manslaughter (35-42-1-3)		-	2	-	6
Level 2 Felony Total			2	16	23	164

Felony Level	Primary Offense	Secondary Offense	Jun-20		This Calendar Year	
			SEX		SEX	
			F	M	F	M
Level 3 Felony	Accident/Failure to Stop-Serious Inj/Death (9-26-1-1)		-	-	1	-
	Aggravated Battery (35-42-2-1.5)	Child Molesting (35-42-4-3)	-	2	-	29
	Aiding, Inducing or Causing an Offense (35-41-2-4)	Dealing Methamphetamine (35-48-4-1.1)	-	-	1	-
		Robbery (35-42-5-1)	-	-	-	1
	Arson (35-43-1-1)		-	-	-	1
	Attempt to Commit a Felony (35-41-5-1)	Rape (35-42-4-1)	-	-	-	1
		Robbery (35-42-5-1)	-	-	1	3
	Battery (35-42-2-1)		-	-	-	1
	Burglary (35-43-2-1)		-	1	-	10
	Child Molesting (35-42-4-3)		-	4	-	19
	Conspiracy (35-41-5-2)	Aggravated Battery (35-42-2-1.5)	-	-	1	-
		Dealing Cocaine or Narcotic Drug (35-48-4-1)	-	-	1	-
		Robbery (35-42-5-1)	-	-	-	1
	Criminal Confinement (35-42-3-3)		-	1	2	32
	Dealing Cocaine or Narcotic Drug (35-48-4-1)		-	4	7	30
	Dealing Methamphetamine (35-48-4-1.1)		3	11	16	51
	Dealing Sched I, II, or III Cntrld Sub (35-48-4-2)		-	-	2	6
	Feticide (35-42-1-6)		-	-	-	1
	Kidnapping (35-42-3-2)		-	-	-	3
	Neglect of a Dependent/Death (35-46-1-4)		-	1	1	6
	Possession of Cocaine or Narcotic Drug (35-48-4-6)		1	-	2	7
	Possession of Meth (35-48-4-6.1)		-	2	4	35
	Rape (35-42-4-1)		-	3	-	11
	Resisting Law Enforcement (35-44.1-3-1)		-	-	-	1
	Robbery (35-42-5-1)		1	21	9	126
Level 3 Felony Total			5	50	49	375

Felony Level	Primary Offense	Secondary Offense	Jun-20		This Calendar Year	
			SEX		SEX	
			F	M	F	M
Level 4 Felony	Aiding, Inducing or Causing an Offense (35-41-2-4)	Burglary (35-43-2-1)	-	-	1	1
		Dealing Methamphetamine (35-48-4-1.1)	-	1	1	2
	Arson (35-43-1-1)		1	8	1	16
	Attempt to Commit a Felony (35-41-5-1)	Burglary (35-43-2-1)	-	-	-	3
		Sexual Misconduct with a Minor (35-42-4-9)	-	-	-	1
	Battery (35-42-2-1)		-	-	-	1
	Burglary (35-43-2-1)		3	22	23	120
	Child Exploitation (35-42-4-4)		-	1	1	5
	Child Molesting (35-42-4-3)		-	15	1	72
	Child Solicitation (35-42-4-6)		-	2	-	7
	Conspiracy (35-41-5-2)	Arson (35-43-1-1)	1	-	1	-
	Criminal Confinement (35-42-3-3)		-	-	-	1
	Dealing Cocaine or Narcotic Drug (35-48-4-1)		1	4	9	41
	Dealing Methamphetamine (35-48-4-1.1)		6	13	43	92
	Dealing Sched 5 Substance (35-48-4-4)		-	-	-	1
	Dealing Sched I, II, or III Cntrld Sub (35-48-4-2)		-	-	3	3
	Dealing Sched IV Controlled Substance (35-48-4-3)		-	2	-	2
	Escape 35-44.1-3-4		-	-	-	2
	Felon in Possession of a Firearm (35-47-4-5)		-	17	-	135
	Incest (35-46-1-3)		-	-	-	3
	Kidnapping(35-42-3-2)		-	-	-	1
	Manufacturing Meth (35-48-4-1.2)		-	-	1	3
	Operating Vehicle Intoxicated/Death (9-30-5-5)		-	-	1	6
	Possession of Cocaine or Narcotic Drug (35-48-4-6)		-	2	-	13
	Possession of Dangerous Device (35-44.1-3-7)		-	1	-	1
	Possession of Meth (35-48-4-6.1)		2	10	19	54
	Sexual Misconduct with a Minor (35-42-4-9)		-	6	1	18
	Stalking (35-45-10-5)		-	-	-	2
	Vicarious Sexual Gratification (35-42-4-5)		-	1	-	1
Level 4 Felony Total			14	105	106	607

Felony Level	Primary Offense	Secondary Offense	Jun-20		This Calendar Year	
			SEX		SEX	
			F	M	F	M
Level 5 Felony	Aiding, Inducing or Causing an Offense (35-41-2-4)	Fraud on Financial Institution (35-43-5-8)	-	-	-	1
	Assisting a Criminal (35-44.1-2-5)	Robbery (35-42-5-1)	-	-	-	1
	Attempt to Commit a Felony (35-41-5-1)	Att. to Commit a Crime by Committing (35-41-5-1)	-	-	1	-
		Battery (35-42-2-1)	1	-	1	-
		Escape (35-44.1-3-4)	-	-	-	2
		Open Veh Intox Resulting Death of an Animal (9-30-5-5)	-	-	-	1
		Robbery (35-42-5-1)	-	1	1	3
		Trafficking with an Inmate (35-44.1-3-5)	-	-	-	1
	Auto Theft, Receiving Stolen Parts (35-43-4-2.5)		-	-	-	6
	Battery (35-42-2-1)		3	23	21	137
	Burglary (35-43-2-1)		1	21	14	150
	Child Exploitation (35-42-4-4)		-	1	-	17
	Child Pornography (35-42-4-4(C))		-	2	-	4
	Child Possession of a Firearm (35-47-10-5)		-	-	-	6
	Child Seduction (35-42-4-7)		-	-	-	4
	Child Solicitation (35-42-4-6)		-	3	-	13
	Conspiracy (35-41-5-2)	Burglary (35-43-2-1)	-	-	-	1
		Providing Gun to Ineligible Pers (35-47-2.5-16)	-	-	-	1
		Trafficking with an Inmate (35-44.1-3-5)	-	1	-	1
	Contrib. to the Delinquency of a Minor(35-46-1-8)		-	-	1	-
	Conversion (35-43-4-3)		1	-	1	2
	Corrupt Business Influence (35-45-6-2)		-	1	2	3
	Criminal Confinement (35-42-3-3)		-	2	-	23
	Criminal Recklessness (35-42-2-2)		-	4	1	21
	Dealing Cocaine or Narcotic Drug (35-48-4-1)		5	9	17	50
	Dealing Marijuana, Hash Oil, or Hashish (35-48-4-10)		-	2	-	6
	Dealing Methamphetamine (35-48-4-1.1)		4	10	19	90
	Dealing Sched I, II, or III Cntrlr Sub (35-48-4-2)		-	1	3	3
	Dealing in Methamphetamine (35-48-4-1.1)		3	5	23	55
	Dealing/Poss. Look-Alike Subs (35-48-4-4.6)		-	-	2	4
	Disarm/Attempt to Disarm an Officer (35-44.1-3-2)		-	-	1	3
	Domestic Battery (35-42-2-1.3)		1	13	12	93
	Escape (35-44.1-3-4)		-	7	6	28
	Fail to Stop Acc Death (9-26-1-1.1)		-	-	3	4
	Failure to Register as a Sex Offender (11-8-8-17)		1	2	1	45
	Firearm w/in One Mile of School (35-47-2-1)		1	23	9	136
	Fraud on Financial Institution (35-43-5-8)		-	3	3	15
	Incest (35-46-1-3)		-	-	-	1
	Intimidation (35-45-2-1)		1	7	5	49
	Involuntary Manslaughter (35-42-1-4)		-	1	-	2
	Kidnapping (35-42-3-2)		-	-	-	5
	Neglect of a Dependent/Death (35-46-1-4)		1	4	14	7
	Non-Support of Dependent Child (35-46-1-5)		-	2	-	6
	Obliterating Handgun I.D. (35-47-2-18)		-	1	-	6
	Obstruction of Justice (35-44.1-2-2)		-	-	-	2
	Oper Veh Aft Life Susp (9-30-10-17)		2	13	6	75
	Operating Veh while Intoxicated (9-30-5-2)		-	1	2	6
	Operating Vehicle Intoxicated/Death (9-30-5-5)		-	-	1	1
	Operating Vehicle Intoxicated/Injury (9-30-5-4)		-	1	2	2
	Possession of Cocaine or Narcotic Drug 35-48-4-6		3	12	9	51
	Possession of Dangerous Device (35-44.1-3-7)		-	-	-	4
	Possession of Syringes or Needles (16-42-19-18)		-	-	-	1
	Pred Job Near Child (35-42-7-10)		-	-	-	1
	Promoting Prostitution (35-45-4-4)		-	-	-	1
	Prov Gun to Inel Per (35-47-2.5-16)		-	-	-	1
	Reckless Driving in a Workplace w/ Workers (9-21-8-56)		-	1	-	1
	Reckless Homicide (35-42-1-5)		-	1	1	5
	Resisting Law Enforcement (35-44.1-3-1)		-	-	-	2
	Robbery (35-42-5-1)		1	7	3	66
	Sexual Misconduct with a Minor (35-42-4-9)		-	4	1	17
	Stalking (35-45-10-5)		-	2	-	17
	Strangulation (35-42-2-9)		-	1	-	2
	Theft, Receiving Stolen Property (35-43-4-2)		-	4	1	16
	Trafficking with an Inmate (35-44.1-3-5)		1	2	4	7
Level 5 Felony Total			30	198	192	1285

Felony Level	Primary Offense	Secondary Offense	Jun-20		This Calendar Year	
			SEX		SEX	
			F	M	F	M
Level 6 Felony	Aiding in Manufacture of Sch II Cont Subst (35-48-4-2)		-	-	1	2
	Arson (35-43-1-1)		-	1	-	1
	Assisting a Criminal (35-44.1-2-5)		-	-	-	1
	Attempt to Commit a Felony (35-41-5-1)	Auto Theft, Receiving Stolen Parts (35-43-4-2.5)	-	-	-	1
		Committing Mischief (35-43-1-2)	-	-	1	-
		Insurance Fraud (35-43-5-4.5)	-	-	1	-
		Strangulation (35-42-2-9)	-	-	-	1
		Theft, Receiving Stolen Property (35-43-4-2)	-	-	1	-
	Auto Theft, Receiving Stolen Parts (35-43-4-2.5)		1	5	6	18
	Battery 35-42-2-1		3	5	7	37
	Check Deception (35-43-5-5)		-	-	-	1
	Check Fraud (35-43-5-12)		-	-	-	5
	Child Exploitation (35-42-4-4)		-	-	-	2
	Child Seduction (35-42-4-7)		-	2	-	2
	Conspiracy (35-41-5-2)	Auto Theft, Receiving Stolen Parts (35-43-4-2.5)	-	-	-	2
		Theft, Receiving Stolen Property (35-43-4-2)	-	-	-	1
	Controlled Substance Registration (35-48-4-14)		-	-	-	1
	Criminal Confinement (35-42-3-3)		-	1	-	15
	Criminal Confinement (35-42-3-3)		2	8	2	50
	Criminal Gang Activity (35-45-9-3)		-	-	-	1
	Criminal Mischief (35-43-1-2)		-	-	-	1
	Criminal Recklessness (35-42-2-2)		-	-	3	9
	Criminal Trespass (35-43-2-2)		-	-	-	2
	Cruelty to Animals (35-46-3-12)		-	-	-	1
	Dealing Marijuana, Hash Oil, or Hashish (35-48-4-10)		-	1	3	7
	Dealing Sched IV Cntrlr Sub (35-48-4-3)		-	-	-	1
	Dealing Subs. Represent as Cntrlr Subs. (35-48-4-4.5)		-	-	2	2
	Dealing/Poss. Look-Alike Subs (35-48-4-10.5)		-	-	1	-
	Dealing/Poss. Look-Alike Subs (35-48-4-11.5)		-	-	-	4
	Dissemination of Matter Harmful to Minor (35-49-3-3)		-	-	-	4
	Escape 35-44.1-3-4		2	8	23	100
	Fail to Reg Sex Off (11-8-8-17)		-	-	1	3
	Failure to Appear (35-44.1-2-9)		-	-	2	8

Felony Level	Primary Offense	Secondary Offense	Jun-20		This Calendar Year	
			SEX		SEX	
			F	M	F	M
Level 6 Felony (Cont'd)	False Reporting(35-44.1-2-3)		-	-	-	2
	Forgery, Counterfeiting, Application Fraud (35-43-5-2)		-	2	4	14
	Habitual Offender (35-50-2-8)		-	-	-	1
	Identity Deception (35-43-5-3.5)		-	1	3	4
	Impersonation of a Public Servant (35-44-2-3)		-	-	-	1
	Insurance Fraud (35-43-5-4.5)		1	1	4	6
	Intent to make a false statement (35-47.2-5-12)		-	-	-	1
	Intimidation (35-45-2-1)		-	5	1	24
	Invasion of Privacy (35-46-1-15.1)		-	3	-	20
	Leaving the Scene of an Accident(9-26-1-1.1)		-	-	1	1
	Maintain Common Nuisance (35-45-2-1(c))		-	3	9	17
	Maintaining Common Nuisance (35-48-4-13)		-	1	1	3
	Moving Body from Scene of Death (36-2-14-17)		-	-	-	1
	Neglect of a Dependent/Death (35-46-1-4)		-	3	9	14
	Non-Support of Dependent Child (35-46-1-5)		-	-	-	10
	Obstruction of Justice (35-44.1-2-2)		-	2	2	8
	Oper Vehicle-Intox-Prev Conv (9-30-5-3)		-	3	2	14
	Operating Vehicle Intoxicated-Contrld Sub (9-30-5-1)		-	2	1	7
	Operating Vehicle Intoxicated-Endanger (9-30-5-2)		1	-	4	13
		Habitual Offender Controlled Substance (35-50-2-10)	-	-	-	1
	Operating Vehicle Intoxicated/Injury (9-30-5-4)		-	-	-	1
	Operating Vehicle-Habitual Violation (9-30-10-16)		1	3	1	18
	Pointing a Firearm (35-47-4-3)		-	2	-	10
	Poss Precursors (35-48-4-14.5)		-	1	-	1
	Possession Sched IV Contrld Sub w/in 1,000 ft (35-48-4-7)		-	2	1	7
	Possession of Child Pornography (35-42-4-4(C))		-	1	-	5
	Possession of Cocaine or Narcotic Drug (35-48-4-6)		3	4	16	54
	Possession of Marijuana (35-48-4-11)		-	-	1	1
	Possession of Meth (35-48-4-6.1)		-	-	1	-
	Possession of Meth(35-48-4-6.1)		5	14	50	156
	Possession of Syringes or Needles (16-42-19-18)		1	4	29	69
	Possession or Use of Legend Drug (16-42-19-13)		-	1	9	7
	Residential Entry (35-43-2-1.5)		-	1	-	21
	Resisting Law Enforc (35-44.1-3-1)		1	9	6	103
	Sexual Battery (35-42-4-8)		-	2	-	11
	Sexual Misconduct with a Minor (35-42-4-9)		-	-	-	1
	Stalking (35-45-10-5)		-	1	-	1
	Strangulation (35-42-2-9)		-	6	-	27
	Synthetic ID Deception (35-43-5-3.8)		-	-	2	3
	Theft, Receiving Stolen Property (35-43-4-2)		8	17	28	157
	Unlawful Use of Body Armor (35-47-5-13)		-	-	-	1
	Voyeurism (35-45-4-5)		-	-	-	3
Level 6 Felony Total			29	125	239	1102

Felony Level	Primary Offense	Secondary Offense	Jun-20		This Calendar Year		
			SEX		SEX		
			F	M	F	M	
Murder	Murder (35-42-1-1)		-	-	5	3	41
Murder Total			0	5	3	41	

Felony Level	Primary Offense	Secondary Offense	Jun-20		This Calendar Year	
			SEX		SEX	
			F	M	F	M
Habitual Offender	Habitual Offender (35-50-2-7.1)		-	-	-	1
	Habitual Offender (35-50-2-8)		1	3	2	27
	Habitual Offender Controlled Substance (35-50-2-10)		-	-	1	2
	Repeat Sexual Offender Enhancement 35-50-2-14		-	-	-	1
Habitual Offender Total			1	3	3	31

Grand Total	Jun-20		This Calendar Year	
	SEX		SEX	
	F	M	F	M
Grand Total	93	542	669	3966

Note: Offense data may not be available for all offenders at the time this table was prepared.  
Only new commitments and probation violations are reported on this table.  
Parole and Community Transition Program violators are excluded on this table.  
Source: SAS - all.citations\_mso.pgm

Indiana Department of Correction  
Table 12  
Number of New Admissions by Most Serious Offense  
Committed to the Indiana Department of Correction

June 2020

Felony Level	Primary Offense	Secondary Offense	Jun-20		This Calendar Year	
			SEX		SEX	
			F	M	F	M
Level A Felony	Arson (35-43-1-1)		-	-	-	1
	Burglary (35-43-2-1)		-	-	-	2
	Child Molesting (35-42-4-3)		-	-	-	5
	Dealing Cocaine or Narcotic Drug (35-48-4-1)		-	2	3	8
	Dealing Methamphetamine (35-48-4-1.1)		-	1	2	2
	Rape (35-42-4-1)		-	-	-	1
	Robbery (35-42-5-1)		-	1	-	4
Level A Felony			0	4	5	23

Felony Level	Primary Offense	Secondary Offense	Jun-20		This Calendar Year	
			SEX		SEX	
			F	M	F	M
Level B Felony	Aggravated Battery (35-42-2-1.5)		-	-	-	3
	Battery (35-42-2-1)		-	1	-	1
	Burglary (35-43-2-1)		1	4	1	32
	Carjacking (35-42-5-2)		-	-	-	1
	Child Molesting (35-42-4-3)		-	1	-	2
	Criminal Confinement (35-42-3-3)		-	-	-	1
	Dealing Cocaine or Narcotic Drug (35-48-4-1)		-	3	3	19
	Dealing Methamphetamine (35-48-4-1.1)		2	2	5	12
	Dealing Sched I, II, or III Cntrl'd Sub (35-48-4-2)		-	-	3	4
	Felon in Possession of a Firearm (35-47-4-5)		-	1	-	5
	Neglect of a Dependent (35-46-1-4)		-	-	2	-
	Possession Methamphetamine (35-48-4-6.1)		-	-	-	3
	Possession of Cocaine or Narcotic Drug (35-48-4-6)		-	-	-	1
	Robbery (35-42-5-1)		-	-	-	14
	Sexual Misconduct with a Minor (35-42-4-9)		-	-	1	2
Level B Felony Total			3	12	15	100

Felony Level	Primary Offense	Secondary Offense	Jun-20		This Calendar Year	
			SEX		SEX	
			F	M	F	M
Level C Felony	Assisting a Criminal (35-44-3-2)		-	-	-	1
	Battery (35-42-2-1)		-	1	-	4
	Burglary (35-43-2-1)		1	2	1	8
	Check Fraud (35-43-5-12)		-	-	1	-
	Child Molesting (35-42-4-3)		-	-	-	4
	Contribute to Delinquency (35-46-1-8)		-	-	-	1
	Corrupt Business Influence (35-45-6-2)		-	-	-	1
	Felon in Possession of a Firearm (35-47-2-1)		-	-	-	1
	Firearm w/in One Mile of School (35-47-2-1)		-	-	-	2
	Forgery (35-43-5-2)		-	-	4	2
	Fraud on Financial Institution (35-43-5-8)		-	-	1	-
	Intimidation (35-45-2-1)		-	-	-	1
	Non-Support of Dependent Child (35-46-1-5)		-	1	-	11
	Operating Vehicle w/Lifetime Suspension (9-30-10-17)		-	-	-	4
	Possession Methamphetamine (35-48-4-6.1)		-	-	-	1
	Possession of Cocaine or Narcotic Drug (35-48-4-6)		-	1	-	2
	Reckless Homicide (35-42-1-5)		-	-	-	1
	Robbery (35-42-5-1)		-	-	-	5
	Sexual Misconduct with a Minor (35-42-4-9)		-	-	-	1
	Welfare Fraud (35-43-5-7)		-	-	1	-
Level C Felony Total			1	5	8	50

Felony Level	Primary Offense	Secondary Offense	Jun-20		This Calendar Year	
			SEX		SEX	
			F	M	F	M
Level D Felony	Auto Theft, Receiving Stolen Parts (35-43-4-2.5)		-	-	1	2
	Criminal Confinement (35-42-3-3)		-	-	-	1
	Criminal Recklessness (35-42-2-2)		-	-	-	1
	Dealing Marijuana, Hash Oil, or Hashish (35-48-4-10)		-	-	-	1
	Failure to Return to Lawful Detention (35-44-3-5)		-	-	-	1
	Neglect of a Dependent (35-46-1-4)		-	-	-	1
	Non-Support of a Child (35-46-1-5)		-	1	-	6
	Operating Vehicle Intox-Prior (9-30-5-3)		-	1	-	3
	Operating Vehicle Intoxicated-Contrl'd Sub (9-30-5-1)		-	-	-	1
	Operating Vehicle Intoxicated-Endanger (9-30-5-2)		-	-	-	2
	Possession - Syringe/Needle (16-42-19-18)		-	-	-	1
	Possession of Cocaine or Narcotic Drug (35-48-4-6)		-	1	1	1
	Possession of Controlled Substance (35-48-4-7)		-	-	1	-
	Possession of Meth(35-48-4-6.1)		-	-	-	1
	Residential Entry (35-43-2-1.5)		-	-	-	1
	Sexual Battery (35-42-4-8)		-	-	-	1
	Theft, Receiving Stolen Property (35-43-4-2)		1	-	3	1
Level D Felony Total			1	4	5	25

Felony Level	Primary Offense	Secondary Offense	Jun-20		This Calendar Year	
			SEX		SEX	
			F	M	F	M
Level 1 Felony	Aggravated Battery (35-42-2-1.5)		-	-	1	1
	Attempted Murder (35-42-1-1(1))		-	-	-	1
	Attempt to Commit a Felony (35-41-5-1)	Murder (35-42-1-1)	-	-	-	7
	Burglary (35-43-2-1)		-	1	-	3
	Child Molesting (35-42-4-3)		-	2	-	24
	Firearm Enhancement (35-50-2-11)		-	-	-	1
	Neglect of a Dependent/Death (35-46-1-4)		-	1	2	3
	Rape (35-42-4-1)		-	-	-	2
Level 1 Felony Total			0	4	3	42

Felony Level	Primary Offense	Secondary Offense	Jun-20		This Calendar Year	
			SEX		SEX	
			F	M	F	M
Level 2 Felony	Aiding, Inducing or Causing an Offense (35-41-2-4)	Dealing Methamphetamine (35-48-4-1.1)	-	-	-	1
	Burglary (35-43-2-1)		-	1	1	9
	Conspiracy (35-41-5-2)	Burglary (35-43-2-1)	-	-	-	1
		Dealing Methamphetamine (35-48-4-1.1)	-	-	1	1

Felony Level	Primary Offense	Secondary Offense	Jun-20		This Calendar Year	
			SEX		SEX	
			F	M	F	M
Level 2 Felony (cont'd)		Robbery (35-42-5-1)	-	-	-	1
	Criminal Confinement (35-42-3-3)		-	-	-	3
	Dealing Cocaine or Narcotic Drug (35-48-4-1)		-	1	2	27
	Dealing Methamphetamine (35-48-4-1.1)		2	12	16	92
	Dealing Sched I, II, or III Cntrld Sub (35-48-4-2)		-	-	1	1
	Kidnapping (35-42-3-2)		-	-	-	1
	Robbery (35-42-5-1)		-	-	1	2
	Voluntary Manslaughter (35-42-1-3)		-	1	-	4
Level 2 Felony Total			2	15	22	143

Felony Level	Primary Offense	Secondary Offense	Jun-20		This Calendar Year	
			SEX		SEX	
			F	M	F	M
Level 3 Felony	Accident/Failure to Stop-Serious Inj/Death (9-26-1-1.1)		-	-	-	1
	Aggravated Battery (35-42-1-5)		-	2	-	21
	Aiding, Inducing or Causing an Offense (35-41-2-4)	Child Molesting (35-42-4-3)	-	-	1	-
		Dealing Methamphetamine (35-48-4-1.1)	-	-	1	-
		Robbery (35-42-5-1)	-	-	-	1
	Arson (35-43-1-1)		-	-	-	1
	Attempt to Commit a Felony (35-41-5-1)	Rape (35-42-4-1)	-	-	-	1
		Robbery (35-42-5-1)	-	-	1	2
	Battery (35-42-2-1)		-	-	-	1
	Burglary (35-43-2-1)		-	1	-	9
	Child Molesting (35-42-4-3)		-	4	-	17
	Conspiracy (35-41-5-2)	Aggravated Battery (35-42-1-5)	-	-	1	-
		Dealing Cocaine or Narcotic Drug (35-48-4-1)	-	-	1	-
	Criminal Confinement (35-42-3-3)		-	1	2	15
	Dealing Cocaine or Narcotic Drug (35-48-4-1)		-	2	7	25
	Dealing Methamphetamine (35-48-4-1.1)		3	10	15	47
	Dealing Sched I, II, or III Cntrld Sub (35-48-4-2)		-	-	2	6
	Kidnapping (35-42-3-2)		-	-	-	1
	Neglect of a Dependent/Death (35-46-1-4)		-	1	1	4
	Possession of Cocaine or Narcotic Drug (35-48-4-6)		1	-	2	6
	Possession of Meth (35-48-4-6.1)		-	2	4	31
	Rape (35-42-4-1)		-	2	-	10
	Resisting Law Enforcement (35-44.1-3-1)		-	-	-	1
	Robbery (35-42-5-1)		1	16	8	94
Level 3 Felony Total			5	41	47	293

Felony Level	Primary Offense	Secondary Offense	Jun-20		This Calendar Year	
			SEX		SEX	
			F	M	F	M
Level 4 Felony	Aiding, Inducing or Causing an Offense (35-41-2-4)	Burglary (35-43-2-1)	-	-	1	1
		Dealing Methamphetamine (35-48-4-1.1)	-	-	1	1
	Arson (35-43-1-1)		1	4	1	12
	Attempt to Commit a Felony (35-41-5-1)	Burglary (35-43-2-1)	-	-	-	2
		Sexual Misconduct with a Minor (35-42-4-9)	-	-	-	1
	Burglary (35-43-2-1)		3	16	20	91
	Child Exploitation (35-42-4-4)		-	1	-	2
	Child Molesting (35-42-4-3)		-	8	1	49
	Child Solicitation (35-42-4-6)		-	2	-	6
	Conspiracy (35-41-5-2)	Arson (35-43-1-1)	1	-	1	-
	Criminal Confinement (35-42-3-3)		-	-	-	1
	Dealing Cocaine or Narcotic Drug (35-48-4-1)		1	3	5	27
	Dealing Methamphetamine (35-48-4-1.1)		6	11	36	75
	Dealing Sched 5 Substance (35-48-4-4)		-	-	-	1
	Dealing Sched I, II, or III Cntrld Sub (35-48-4-2)		-	-	2	3
	Dealing Sched IV Controlled Substance (35-48-4-3)		-	2	-	2
	Escape 35-44.1-3-4		-	-	-	2
	Felon in Possession of a Firearm (35-47-4-5)		-	12	-	96
	Incest (35-46-1-3)		-	-	-	1
	Kidnapping (35-42-3-2)		-	-	-	1
	Manufacturing Meth (35-48-4-1.2)		-	-	1	3
	Operating Vehicle Intoxicated/Death (9-30-5-5)		-	-	1	5
	Possession of Cocaine or Narcotic Drug (35-48-4-6)		-	2	-	8
	Possession of Meth (35-48-4-6.1)		2	9	19	49
	Sexual Misconduct with a Minor (35-42-4-9)		-	5	1	17
	Stalking (35-45-10-5)		-	-	-	2
Level 4 Felony Total			14	75	90	458

Felony Level	Primary Offense	Secondary Offense	Jun-20		This Calendar Year	
			SEX		SEX	
			F	M	F	M
Level 5 Felony	Aiding, Inducing or Causing an Offense (35-41-2-4)	Fraud on Financial Institution (35-43-5-8)	-	-	-	1
		Robbery (35-42-5-1)	-	-	-	1
	Assisting a Criminal (35-44.1-2-5)		-	-	-	1
	Attempt to Commit a Felony (35-41-5-1)	Att. to Commit a Crime by Committing (35-41-5-1)	-	-	1	-
		Battery (35-42-2-1)	1	-	1	-
		Escape (35-44.1-3-4)	-	-	-	2
		Robbery (35-42-5-1)	-	-	1	2
		Trafficking with an Inmate (35-44.1-3-5)	-	-	-	1
	Auto Theft, Receiving Stolen Parts (35-43-4-2.5)		-	-	-	5
	Battery (35-42-2-1)		3	19	18	102
	Burglary (35-43-2-1)		1	14	13	108
	Child Exploitation (35-42-4-4)		-	1	-	10
	Child Pornography (35-42-4-4(C))		-	-	-	1
	Child Possession of a Firearm (35-47-10-5)		-	-	-	5
	Child Seduction (35-42-4-7)		-	-	-	1
	Child Solicitation (35-42-4-6)		-	2	-	11
	Conspiracy (35-41-5-2)	Providing Gun to Ineligible Pers (35-47-2.5-16)	-	-	-	1
		Trafficking with an Inmate (35-44.1-3-5)	-	1	-	1
	Contrib. to the Delinquency of a Minor (35-46-1-8)		-	-	1	-
	Conversion (35-43-4-3)		-	-	-	2
	Corrupt Business Influence (35-45-6-2)		-	1	2	2
	Criminal Confinement (35-42-3-3)		-	2	-	20
	Criminal Recklessness (35-42-2-2)		-	4	1	15
	Dealing Cocaine or Narcotic Drug (35-48-4-1)		4	7	9	36
	Dealing Marijuana, Hash Oil, or Hashish (35-48-4-10)		-	2	-	4
	Dealing Methamphetamine (35-48-4-1.1)		4	7	15	72
	Dealing Sched I, II, or III Cntrld Sub (35-48-4-2)		-	1	1	3
	Dealing in Methamphetamine (35-48-4-1.1)		3	5	18	45
	Dealing/Poss. Look-Alike Subs (35-48-4-6)		-	-	2	3
	Disarm/Attempt to Disarm an Officer (35-44.1-3-2)		-	-	1	3
	Domestic Battery (35-42-2-1.3)		1	13	12	88
	Escape (35-44.1-3-4)		-	4	3	20
	Fail to Stop Acc Death (9-26-1-1.1)		-	-	2	2
	Failure to Register as a Sex Offender (11-8-8-17)		1	2	1	38
	Firearm w/in One Mile of School (35-47-2-1)		1	19	9	110
	Fraud on Financial Institution (35-43-5-8)		-	2	2	11

Felony Level	Primary Offense	Secondary Offense	Jun-20		This Calendar Year	
			SEX		SEX	
			F	M	F	M
Level 5 Felony (Cont'd)	Incest (35-46-1-3)		-	-	-	1
	Intimidation (35-45-2-1)		1	5	5	25
	Involuntary Manslaughter (35-42-1-4)		-	1	-	2
	Kidnapping (35-42-3-2)		-	-	-	3
	Neglect of a Dependent/Death (35-46-1-4)		1	-	8	2
	Non-Support of Dependent Child (35-46-1-5)		-	1	-	5
	Obliterating Handgun I.D. (35-47-2-18)		-	1	-	6
	Obstruction of Justice (35-44.1-2-2)		-	-	-	2
	Oper Vch Alt Life Susp (9-30-10-17)		2	10	6	57
	Operating Vch while Intoxicated (9-30-5-2)		-	1	2	5
	Operating Vehicle Intoxicated/Death (9-30-5-5)		-	-	1	1
	Operating Vehicle Intoxicated/Injury (9-30-5-4)		-	1	2	2
	Possession of Cocaine or Narcotic Drug 35-48-4-6		2	7	6	37
	Possession of Dangerous Device (35-44.1-3-7)		-	-	-	3
	Pred Job Near Child (35-42-7-10)		-	-	-	1
	Promoting Prostitution (35-45-4-4)		-	-	-	1
	Reckless Driving in a Workzone w/ Workers (9-21-8-56)		-	1	-	1
	Reckless Homicide (35-42-1-5)		-	-	1	3
	Resisting Law Enforcement (35-44.1-3-1)		-	-	-	2
	Robbery (35-42-5-1)		1	3	3	49
	Sexual Misconduct with a Minor (35-42-4-9)		-	1	1	12
	Stalking (35-45-10-5)		-	2	-	14
	Strangulation (35-42-2-9)		-	1	-	1
	Theft, Receiving Stolen Property (35-43-4-2)		-	4	1	14
	Trafficking with an Inmate (35-44.1-3-5)		1	2	3	7
Level 5 Felony Total			27	147	152	983

Felony Level	Primary Offense	Secondary Offense	Jun-20		This Calendar Year	
			SEX		SEX	
			F	M	F	M
Level 6 Felony	Aiding in Manufacture of Sch II Cont Subst (35-48-4-2)		-	-	-	1
	Assisting a Criminal (35-44.1-2-5)		-	-	-	1
	Attempt to Commit a Felony (35-41-5-1)	Committing Mischief (35-43-1-2)	-	-	1	-
		Theft, Receiving Stolen Property (35-43-4-2)	-	-	1	-
	Auto Theft, Receiving Stolen Parts (35-43-4-2.5)		1	-	3	3
	Battery 35-42-2-1		-	1	1	13
	Check Fraud (35-43-5-12)		-	-	-	1
	Controlled Substance Registration (35-48-4-14)		-	-	-	1
	Criminal Confinement (35-42-3-3)		-	-	-	3
	Criminal Confinement (35-42-3-3)		-	3	-	14
	Criminal Recklessness (35-42-2-2)		-	-	1	3
	Criminal Trespass (35-43-2-2)		-	-	-	1
	Dealing Marijuana, Hash Oil, or Hashish (35-48-4-10)		-	-	-	1
	Dealing Subs. Represent as Cntrl Subs. (35-48-4-4.5)		-	-	-	1
	Dealing/Poss. Look-Alike Subs (35-48-4-1.5)		-	-	-	2
	Escape 35-44.1-3-4		-	2	10	29
	Failure to Appear (35-44.1-2-9)		-	-	1	-
	False Reporting(35-44.1-2-3)		-	-	-	1
	Forgery, Counterfeiting, Application Fraud (35-43-5-2)		-	-	2	2
	Identity Deception (35-43-5-3.5)		-	1	-	3
	Insurance Fraud (35-43-5-4.5)		1	-	3	2
	Intimidation (35-45-2-1)		-	1	-	5
	Invasion of Privacy (35-46-1-15.1)		-	1	-	6
	Leaving the Scene of an Accident(9-26-1-1.1)		-	-	-	1
	Maintain Common Nuisance (35-45-2-1(c))		-	1	2	2
	Maintaining Common Nuisance (35-48-4-13)		-	-	-	1
	Neglect of a Dependent/Death (35-46-1-4)		-	-	-	3
	Non-Support of Dependent Child (35-46-1-5)		-	-	-	2
	Obstruction of Justice (35-44.1-2-2)		-	-	1	1
	Oper Vehicle-Intox-Prev Conv (9-30-5-3)		-	1	2	6
	Operating Vehicle Intoxicated-Contrlld Sub (9-30-5-1)		-	1	1	3
	Operating Vehicle Intoxicated-Endanger (9-30-5-2)		-	-	2	7
		Habitual Offender Controlled Substance (35-50-2-10)	-	-	-	1
	Operating Vehicle-Habitual Violation (9-30-10-16)		-	1	-	5
	Possession of Cocaine or Narcotic Drug (35-48-4-6)		1	-	6	15
	Possession of Meth (35-48-4-6.1)		-	-	1	-
	Possession of Meth(35-48-4-6.1)		2	7	23	69
	Possession of Syringes or Needles (16-42-19-18)		-	1	4	7
	Possession or Use of Legend Drug (16-42-19-13)		-	1	-	2
	Residential Entry (35-43-2-1.5)		-	1	-	9
	Resisting Law Enforc (35-44.1-3-1)		1	4	1	20
	Sexual Battery (35-42-4-8)		-	-	-	2
	Stalking (35-45-10-5)		-	1	-	1
	Strangulation (35-42-2-9)		-	-	-	6
	Synthetic ID Deception (35-43-5-3.8)		-	-	2	-
	Theft, Receiving Stolen Property (35-43-4-2)		2	4	14	48
	Unlawful Use of Body Armor (35-47-5-13)		-	-	-	1
Level 6 Felony Total			8	32	82	305

Felony Level	Primary Offense	Secondary Offense	Jun-20		This Calendar Year	
			SEX		SEX	
			F	M	F	M
HO	Habitual Offender (35-50-2-8)		-	1	-	1
HO Total			0	1	0	1

Felony Level	Primary Offense	Secondary Offense	Jun-20		This Calendar Year	
			SEX		SEX	
			F	M	F	M
Murder	Murder (35-42-1-1)		-	4	3	38
Murder Total			0	4	3	38

Grand Total	Jun-20		This Calendar Year	
	SEX		SEX	
	F	M	F	M
	61	344	432	2461

Note: Offense data may not be available for all offenders at the time this table was prepared.  
Only new commitments and probation violations are reported on this table.  
Parole and Community Transition Program violators are excluded on this table.  
Source: SAS - all.citations\_mso.pgm

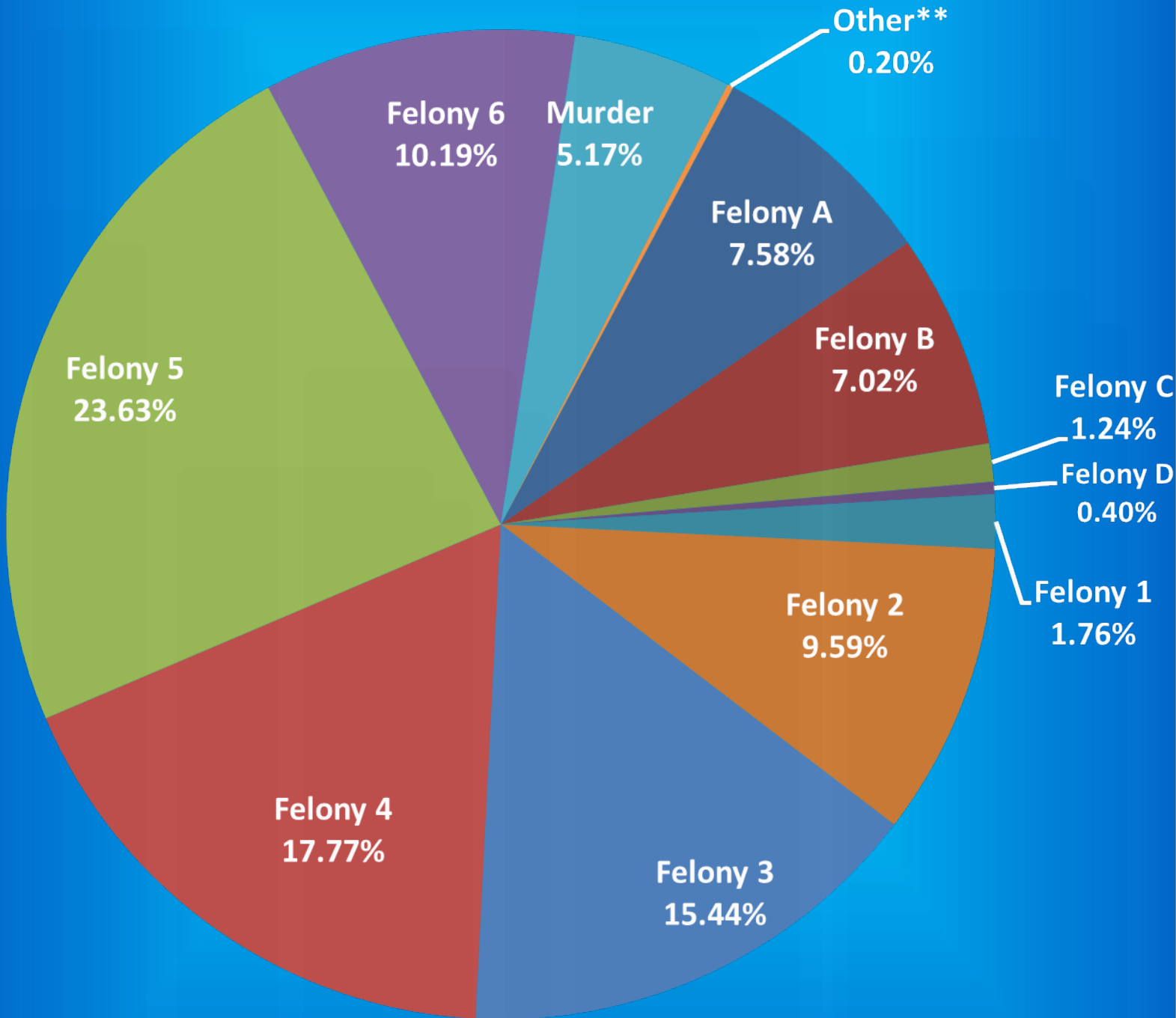
# Indiana Department of Correction

Graph A

Female Population by Most Serious Offense Felony Level\*

July 01, 2020

N = 2,468



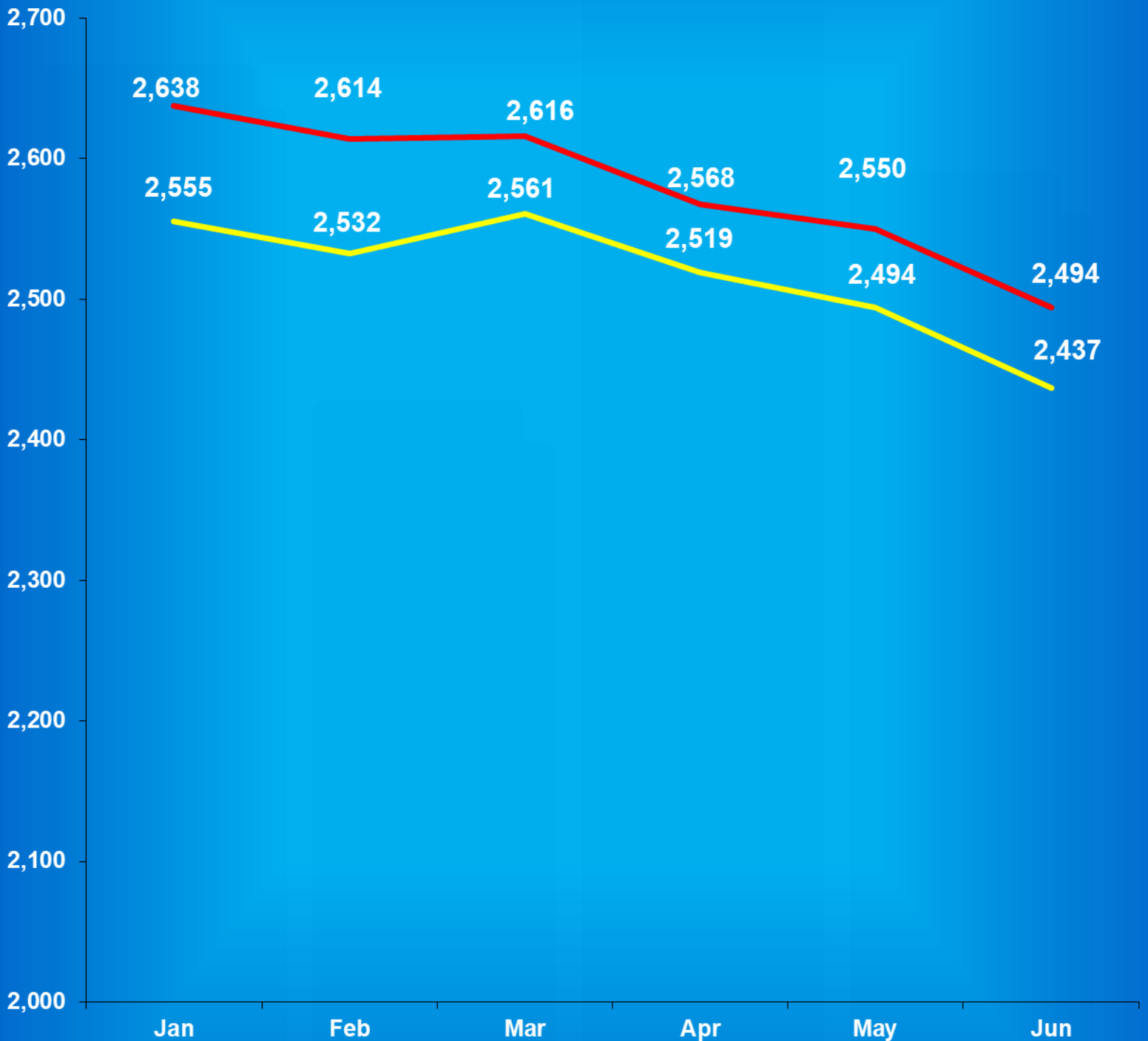
• Includes Offenders Held in County Jails and Contracted Beds

\*\* Other includes Safekeepers, Predispositions, Habitual Offenders, Misdemeanants, and Unknowns

# Indiana Department of Correction

## Graph B

Average Daily Adult Female Offender Populations  
Calendar Year 2020



— Includes County Jail/Contract Beds — Excludes County Jail/Contract Beds

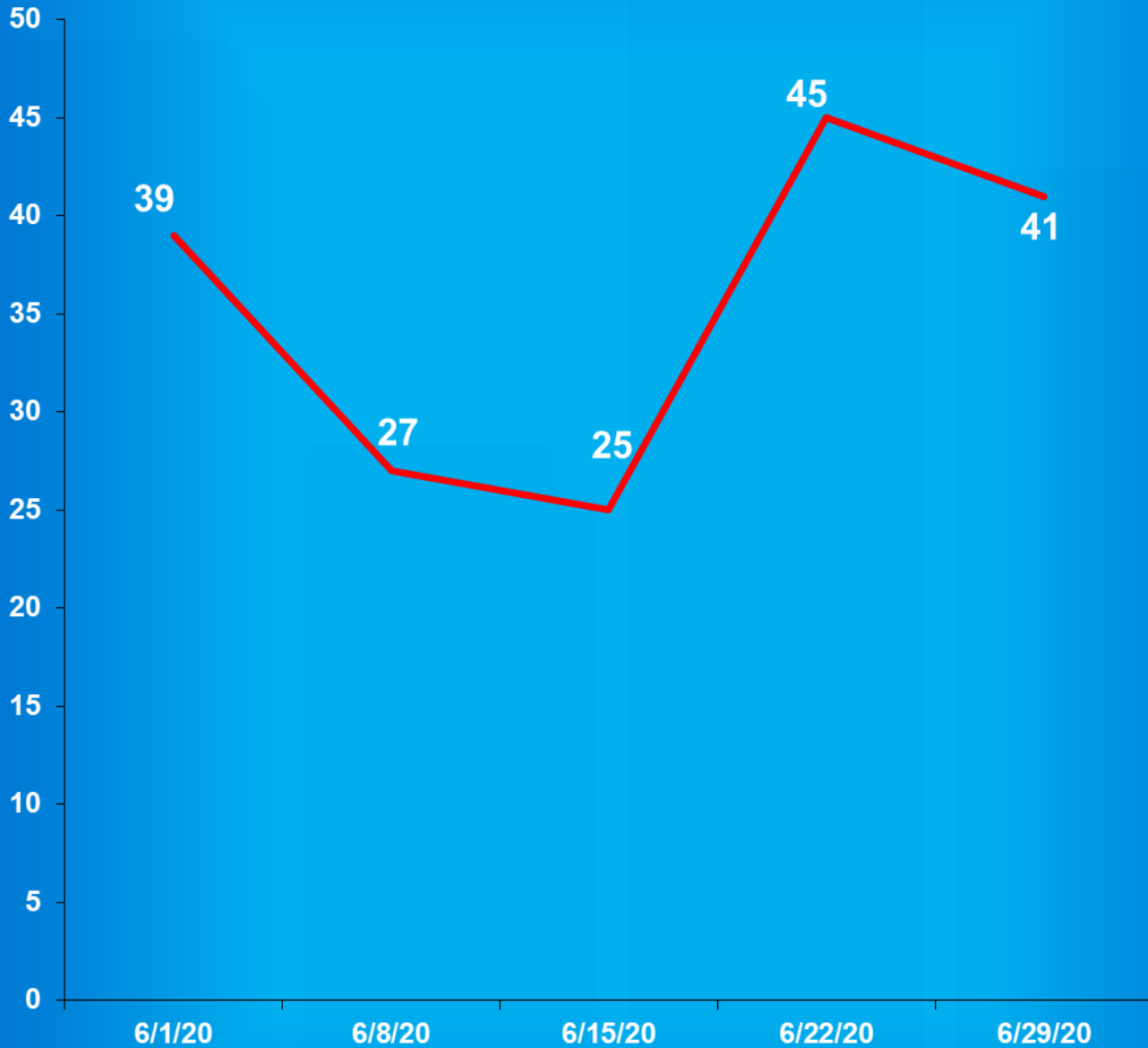


# Indiana Department of Correction

## Graph C

### Adult Females Held in County Jails

June 2020



- Offenders held in county jails are newly sentenced offenders with completed court documents who are awaiting transfer to a DOC facility.

- Jail counts are a dynamic number that are affected by a variety of factors, including; sentencing trends, available DOC beds, and intake process completion.

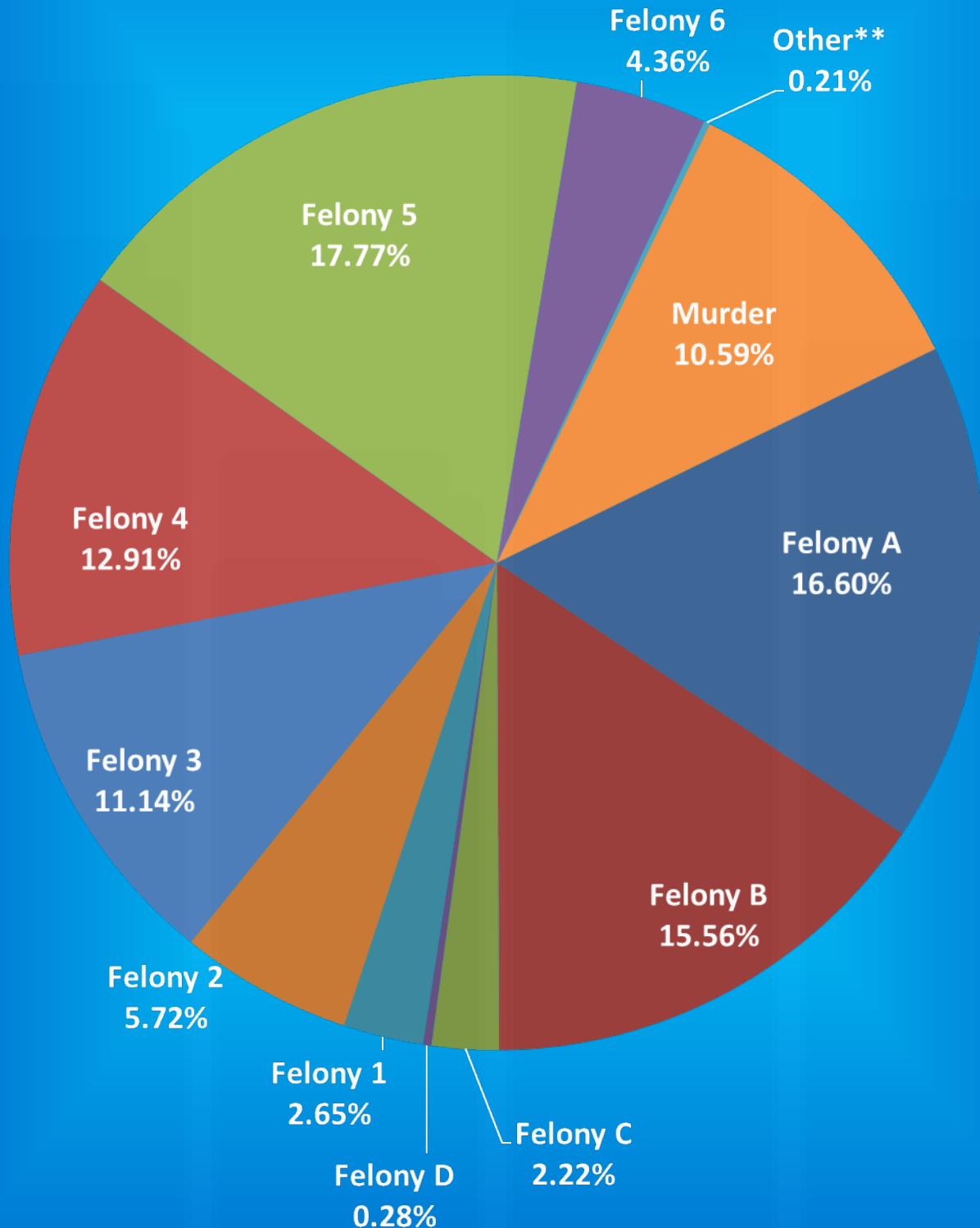
# Indiana Department of Correction

## Graph D

Male Population by Most Serious Offense Felony Level\*

July 01, 2020

N = 23,416



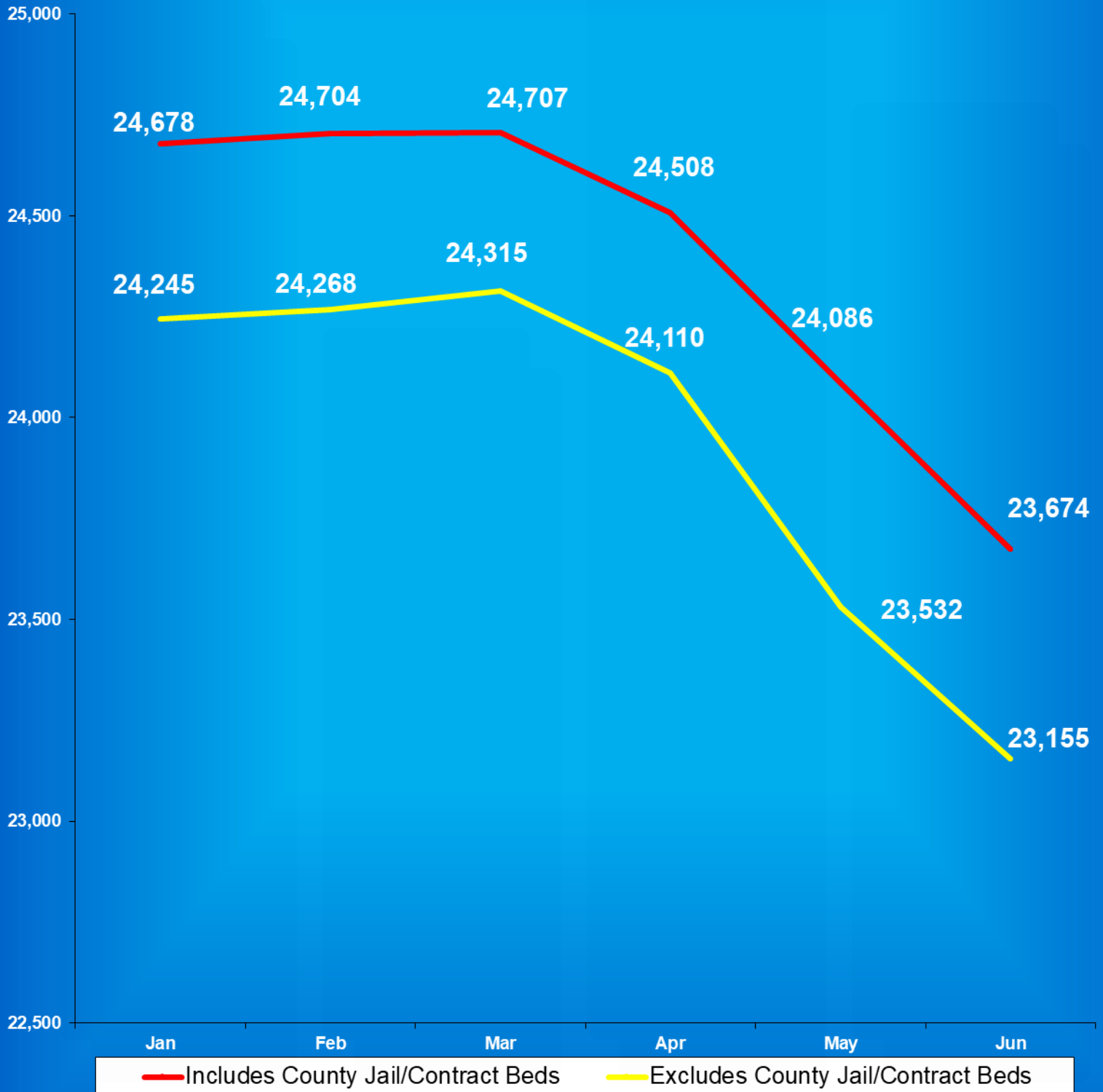
• Includes Offenders Held in County Jails and Contracted Beds

\*\* Other includes Safekeepers, Predispositions, Habitual Offenders, Misdemeanants, and Unknowns

# Indiana Department of Correction

## Graph E

### Average Daily Adult Male Offender Populations Calendar Year 2020

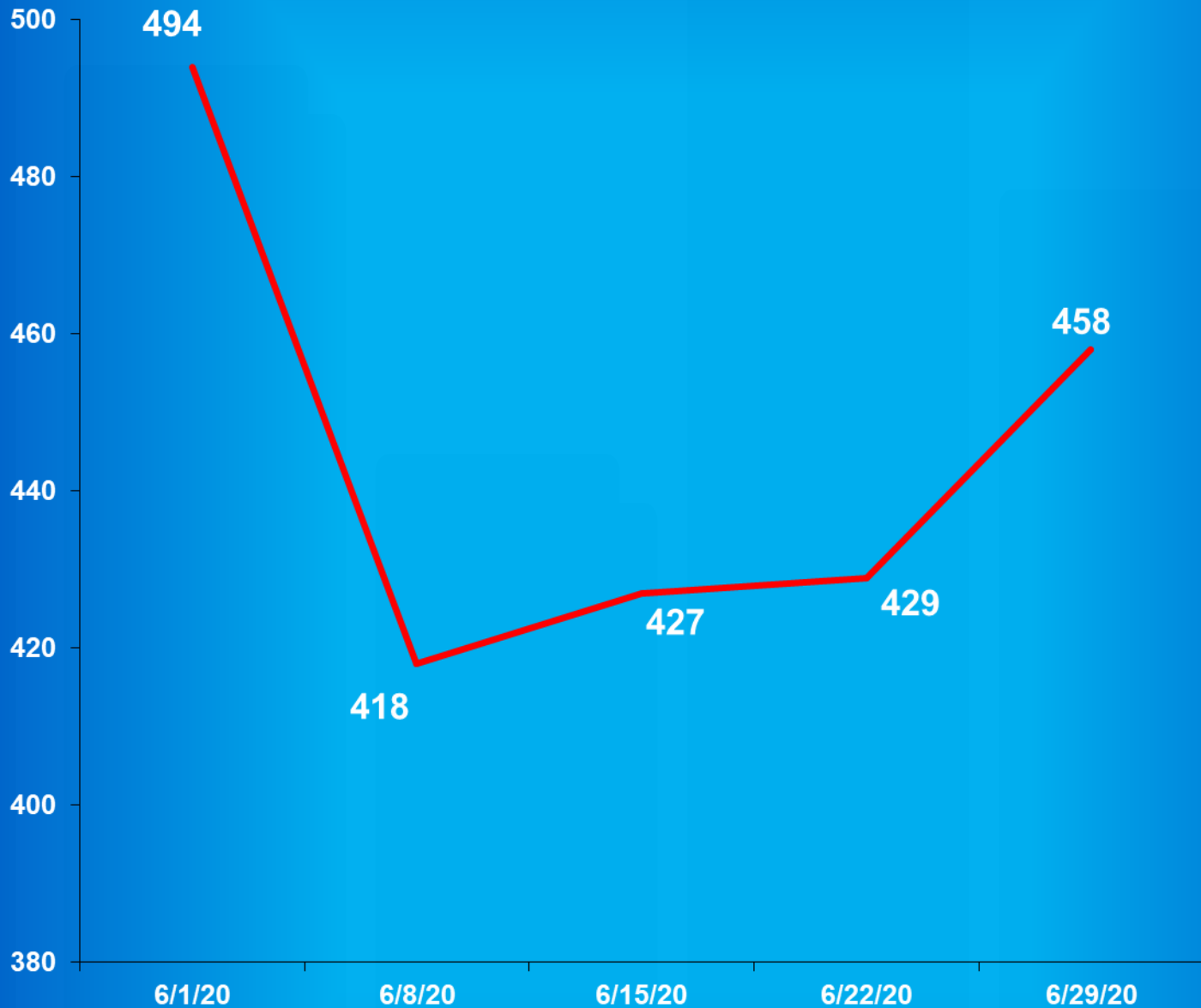


# Indiana Department of Correction

## Graph F

### Adult Males Held in County Jails

June 2020



- Offenders held in county jails are newly sentenced offenders with completed court documents who are awaiting transfer to a DOC facility.

- Jail counts are a dynamic number that are affected by a variety of factors, including; sentencing trends, available DOC beds, and intake process completion.



# Juvenile Offender Statistics



**Indiana Department Of Correction  
Table 13  
Monthly Facility Admissions and Releases**

**Juvenile Offenders  
June 2020**

**Admissions of All Juvenile Males**

<b>New Commitment</b>	<b>Re-Commitment</b>	<b>Parolee Return</b>	<b>Return From Escape</b>	<b>Diagnostics/Walk-Thrus</b>
11	3	0	0	3

**Releases of All Juvenile Males**

<b>Discharge</b>	<b>Parole</b>	<b>Escape</b>	<b>Diagnostics/Walk-Thrus</b>
27	5	0	4

**Admissions of All Juvenile Females**

<b>New Commitment</b>	<b>Re-Commitment</b>	<b>Parolee Return</b>	<b>Return From Escape</b>	<b>Diagnostics/Walk-Thrus</b>
4	0	0	0	1

**Releases of All Juvenile Females**

<b>Discharge</b>	<b>Parole</b>	<b>Escape</b>	<b>Diagnostics/Walk-Thrus</b>
5	2	0	1

Sources:

SAS - mnthadm4\_pgm\_tbl13.pgm

SAS - mnthext4\_pgm\_tbl13.pgm

**Indiana Department of Correction**

**Table 14**

**New Admissions by County of Commitment - Juveniles**

**June 2020**

County	Admission Type			County	Admission Type		
	New Commits	Re Commits	Total		New Commits	Re Commits	Total
Adams	0	0	0	Madison	0	0	0
Allen	2	0	2	Marion	1	1	2
Bartholomew	0	0	0	Marshall	0	1	1
Benton	0	0	0	Martin	0	0	0
Blackford	0	0	0	Miami	0	0	0
Boone	0	0	0	Monroe	0	0	0
Brown	0	0	0	Montgomery	0	0	0
Carroll	0	0	0	Morgan	0	0	0
Cass	1	0	1	Newton	0	0	0
Clark	2	0	2	Noble	0	0	0
Clay	0	0	0	Ohio	0	0	0
Clinton	0	0	0	Orange	0	0	0
Crawford	0	0	0	Owen	0	0	0
Daviess	0	0	0	Parke	0	0	0
Dearborn	1	0	1	Perry	0	0	0
Decatur	0	0	0	Pike	0	0	0
DeKalb	0	0	0	Porter	0	0	0
Delaware	0	0	0	Posey	0	0	0
Dubois	1	0	1	Pulaski	0	0	0
Elkhart	2	0	2	Putnam	0	0	0
Fayette	0	0	0	Randolph	0	0	0
Floyd	0	0	0	Ripley	0	0	0
Fountain	0	0	0	Rush	0	0	0
Franklin	0	0	0	St. Joseph	1	0	1
Fulton	0	0	0	Scott	0	0	0
Gibson	0	0	0	Shelby	0	1	1
Grant	0	0	0	Spencer	0	0	0
Greene	1	0	1	Starke	0	0	0
Hamilton	0	0	0	Steuben	0	0	0
Hancock	0	0	0	Sullivan	0	0	0
Harrison	0	0	0	Switzerland	0	0	0
Hendricks	0	0	0	Tippecanoe	0	0	0
Henry	0	0	0	Tipton	0	0	0
Howard	0	0	0	Union	0	0	0
Huntington	0	0	0	Vanderburgh	0	0	0
Jackson	0	0	0	Vermillion	0	0	0
Jasper	0	0	0	Vigo	1	0	1
Jay	0	0	0	Wabash	0	0	0
Jefferson	0	0	0	Warren	0	0	0
Jennings	0	0	0	Warrick	0	0	0
Johnson	0	0	0	Washington	0	0	0
Knox	0	0	0	Wayne	0	0	0
Kosciusko	0	0	0	Wells	0	0	0
LaGrange	0	0	0	White	0	0	0
Lake	2	0	2	Whitley	0	0	0
LaPorte	0	0	0	Unknown	0	0	0
Lawrence	0	0	0	<b>Totals</b>	<b>15</b>	<b>3</b>	<b>18</b>

This data is based on most serious offense and excludes parole violations.

Source: Mnthadm4\_pgm\_tbl14.pgm

**Indiana Department of Correction**

**Table 15**

**Monthly Releases by County of Commitment - Juveniles**

**June 2020**

County	Release Type			County	Release Type		
	Discharge	Parole	Total		Discharge	Parole	Total
Adams	1	0	1	Madison	0	0	0
Allen	0	0	0	Marion	5	0	5
Bartholomew	1	0	1	Marshall	0	0	0
Benton	0	0	0	Martin	0	0	0
Blackford	0	0	0	Miami	0	0	0
Boone	0	0	0	Monroe	0	0	0
Brown	0	0	0	Montgomery	0	1	1
Carroll	0	0	0	Morgan	0	0	0
Cass	1	0	1	Newton	0	0	0
Clark	1	0	1	Noble	3	1	4
Clay	0	1	1	Ohio	0	0	0
Clinton	0	0	0	Orange	0	0	0
Crawford	0	0	0	Owen	0	0	0
Daviess	0	1	1	Parke	0	0	0
Dearborn	1	0	1	Perry	0	0	0
Decatur	0	0	0	Pike	0	0	0
DeKalb	0	0	0	Porter	1	0	1
Delaware	0	0	0	Posey	0	0	0
Dubois	0	0	0	Pulaski	0	0	0
Elkhart	1	1	2	Putnam	0	0	0
Fayette	0	0	0	Randolph	0	0	0
Floyd	0	0	0	Ripley	0	0	0
Fountain	0	0	0	Rush	0	0	0
Franklin	0	0	0	St. Joseph	4	0	4
Fulton	0	0	0	Scott	0	0	0
Gibson	0	1	1	Shelby	1	0	1
Grant	0	0	0	Spencer	0	0	0
Greene	0	0	0	Starke	0	0	0
Hamilton	1	0	1	Steuben	0	0	0
Hancock	0	0	0	Sullivan	1	0	1
Harrison	1	0	1	Switzerland	1	0	1
Hendricks	0	0	0	Tippecanoe	0	0	0
Henry	0	0	0	Tipton	0	0	0
Howard	0	0	0	Union	0	0	0
Huntington	0	0	0	Vanderburgh	1	1	2
Jackson	0	0	0	Vermillion	0	0	0
Jasper	1	0	1	Vigo	1	0	1
Jay	0	0	0	Wabash	0	0	0
Jefferson	0	0	0	Warren	0	0	0
Jennings	0	0	0	Warrick	0	0	0
Johnson	0	0	0	Washington	1	0	1
Knox	0	0	0	Wayne	0	0	0
Kosciusko	1	0	1	Wells	0	0	0
LaGrange	0	0	0	White	0	0	0
Lake	1	0	1	Whitley	1	0	1
LaPorte	0	0	0	Unknown	0	0	0
Lawrence	1	0	1	<b>Totals</b>	<b>32</b>	<b>7</b>	<b>39</b>

Some discharges may be releases to County Probation - data is unable to be separated.

Diagnostics and Escapes are excluded.

Source: Mnthext4\_pgm\_tbl15.pgm



**Indiana Department of Correction**  
**Table 16**  
**Total Number of Committing Offenses for Juveniles**  
**Committed to the Indiana Department of Correction**

**June 2020**

OFFENSE (Citation Code)	NUMBER OF OFFENSES			
	This Month		This Calendar Year	
LEVEL I	Female	Male	Female	Male
Aggravated Battery (35-42-2-1.5)	0	0	0	1
Arson (35-43-1-1)	0	0	1	0
Battery (35-42-2-1)	2	0	4	6
Battery by Bodily Waste (35-42-2-6)	0	1	1	1
Burglary (35-43-2-1)	0	3	1	12
Carjacking (35-42-5-2)	0	0	0	0
Carrying Handgun w/o License (35-47-2-1)	0	0	0	2
Changing, Altering, Removing, Obliterating ID of Handgun (35-47-2-18)	0	0	0	0
Child Exploitation (35-42-4-4)	0	0	1	0
Child Molesting (35-42-4-3)	0	0	0	11
Child Seduction (35-42-4-7)	0	0	0	0
Child Selling (35-46-1-4)	0	0	0	0
Child Solicitation (35-42-4-6)	0	0	0	0
Child in Possession of Handgun (35-47-10-5)	0	1	0	2
Consumer Product Tampering (35-45-8-3)	0	0	0	0
Criminal Confinement (35-42-3-3)	0	0	0	0
Criminal Deviate Conduct (35-42-4-2)	0	0	0	0
Criminal Gang Intimidation (35-45-9-4)	0	0	0	0
Criminal Gang Recruitment	0	0	0	0
Criminal Recklessness (35-42-2-2)	0	1	0	3
Dangerous Possession of a Firearm (35-47-10-5)	0	1	1	16
Dealing in a Sawed-Off Shotgun (35-47-5-4.1)	0	0	0	0
Distribution of a Destructive Device (IC 35-47.5-5-5)	0	0	0	0
Domestic Battery (35-42-2-1.3)	0	0	2	1
Driving While Intoxicated Resulting in Death (9-30-5-5)	0	0	0	0
False Application for Handgun (35-47-2-8)	0	0	0	0
False, Altering Handgun License (35-47-2-22)	0	0	0	0
Feticide (35-42-1-6)	0	0	0	0
Handgun, False ID (35-47-2-17)	0	0	0	0
Incest (35-46-1-3)	0	0	0	0
Interference with Custody (35-42-3-4)	0	0	0	0
Intimidation (35-45-2-1)	0	0	0	0
Involuntary Manslaughter (35-42-1-4)	0	0	0	1
Kidnapping (35-42-3-2)	0	0	0	1
Murder (35-42-1-1)	0	0	2	2
Neglect of a Dependent (35-46-1-4)	0	0	0	0
Operation of a Machine Gun/Hurling a Bomb (35-47-5-9)	0	0	0	0
Overpass Mischief (35-42-2-5)	0	0	0	0
Pointing a Firearm (35-47-4-3)	0	0	0	2
Possession of Firearm on School Property (35-47-9-2)	0	0	0	0
Possession of a Machine Gun or Bomb (35-47-5-9)	0	0	0	0
Rape (35-42-4-1)	0	0	0	0
Reckless Homicide (35-42-1-5)	0	0	0	1
Resisting Law Enforcement (35-44-3-3)	0	0	0	0
Robbery (35-42-5-1)	0	1	0	17
Sell, Manufacture, Possess, Purchase Explosive (35-47-5-1)	0	0	0	0
Sell, Transfer, HIV Blood (35-42-1-7)	0	0	0	0
Selling, Transferring, Giving Handgun to Under 18 (35-47-2-7)	0	0	0	0
Sexual Battery (35-42-4-8)	0	0	0	1
Sexual Misconduct (35-44-1-5)	0	0	0	0

**LEVEL I (cont'd)**

**NUMBER OF OFFENSES**

	This Month		This Calendar Year	
	Female	Male	Female	Male
Sexual Misconduct with a Minor (35-42-4-9)	0	0	0	0
Stalking (35-45-10-5)	0	0	0	0
Strangulation (35-42-2-9)	0	0	0	0
Unlawful Delivery of Confiscated Firearm (35-47-3-4)	0	0	0	0
Unlawful Use of Body Armor (35-47-5-13)	0	0	0	0
Unlawful Use of Stun Gun (35-47-8-5)	0	0	0	0
Vicarious Sexual Gratification (35-42-4-5)	0	0	0	0
Voluntary Manslaughter (35-42-1-3)	0	0	0	0
<b>Sub-Total</b>	<b>2</b>	<b>8</b>	<b>13</b>	<b>80</b>

**LEVEL II**

Assisting a Criminal (35-44-3-2)	0	0	0	0
Chinese Throwing Star (35-47-5-12)	0	0	0	0
Criminal Gang Activity (35-45-9-3)	0	0	0	0
Criminal Recklessness (35-42-2-2)	0	0	0	0
Dealing Anabolic Steroid (16-42-19-27)	0	0	0	0
Dealing Methamphetamine (35-48-4-1.1)	0	0	0	0
Dealing in Cocaine or Narcotic Drug (35-48-4-1)	0	0	0	0
Dealing in Marijuana, Hash Oil, or Hashish (35-48-4-10)	0	0	0	0
Dealing in a Schedule I, II, or III Controlled Substance (35-48-4-2)	0	0	0	0
Dealing in a Schedule IV Controlled Substance (35-48-4-3)	0	0	0	0
Dealing in a Schedule V Controlled Substance (35-48-4-4)	0	0	0	0
Dealing in a Substance Represented to be a Controlled Substance (35-48-4-4.5)	0	0	0	0
Delivery of Weapon to Intoxicated Person (35-47-4-1)	0	0	0	0
Disarming Law Enforcement Officer (35-44.1-3-2)	0	0	0	0
Escape/Failure to Return to Lawful Detention (35-44-3-5)	0	2	2	8
Inmate w/ Deadly Weapon (35-44.1-3-7)	0	0	0	0
Interference with Custody (35-42-3-4)	0	0	0	0
Intimidation (35-45-2-1)	0	2	0	10
Knife with Automatic Blade (35-47-5-2)	0	0	0	0
Loan Sharking (35-45-7-2)	0	0	0	0
Maintaining a Common Nuisance (35-48-4-13)	0	0	0	0
Making loan secured by mortgage, deposit or pledge of handgun (35-47-4-2)	0	0	0	0
Manufacture, Distribution, Possession of a Substance Represented to be a Controlled Substance (35-48-4-4)	0	0	0	0
Neglect of a Dependent (35-46-1-4)	0	0	0	0
Poss Precursors w/ Intent to Manufacture Etc. (35-48-4-14.5)	0	0	0	0
Possession of a Controlled Substance (35-48-4-7)	0	0	0	0
Possession of a Knife on School Property (35-47-5-2.5)	0	0	0	0
Promoting Prostitution (35-45-4-4)	0	0	0	0
Purchase, Possession or Sale of Stun Gun (35-47-8-5)	0	0	0	0
Resisting Law Enforcement (35-44-3-3)	0	0	0	5
Rioting with a Deadly Weapon (35-45-1-2)	0	0	0	0
Sale, Possession, Use of Legend Drug (16-42-19-27)	0	0	0	0
Sexual Misconduct with a Minor (35-42-4-9)	0	0	0	0
Stalking (35-45-10-5)	0	0	0	0
Trafficking with an Inmate (35-44-3-9)	0	0	0	0
Use of Stun Gun in Commission of a Crime (35-47-8-5)	0	0	0	0
<b>Sub-Total</b>	<b>0</b>	<b>4</b>	<b>2</b>	<b>23</b>

**LEVEL III**

Accident /Failure to Stop (9-26-1-8)	0	0	0	0
Accident, Property Damage with Injury (9-26-1-8)	0	0	0	0
Altering or Damaging Computer (35-43-1-4)	0	0	0	0
Auto Theft, Receiving Stolen Parts (35-43-4-2.5)	0	1	0	8
Battery (35-42-2-1)	2	1	8	9
Battery by Bodily Waste (35-42-2-6)	0	0	0	0
Bestiality	0	0	0	0
Bribery (35-44-1-1)	0	0	0	0

LEVEL III (cont'd)	NUMBER OF OFFENSES			
	This Month		This Calendar Year	
	Female	Male	Female	Male
Burglary (35-43-2-1)	0	0	0	0
Check Deception (35-43-5-5)	0	0	0	0
Check Fraud (35-43-5-12)	0	0	0	0
Child Exploitation (35-42-4-4)	0	0	0	0
Controlled Substance Registration (35-48-4-14)	0	0	0	0
Conversion (35-43-4-3)	0	0	0	1
Criminal Mischief (35-43-1-2)	0	2	2	11
Criminal Recklessness (35-42-2-2)	0	0	0	0
Criminal Trespass (35-43-2-2)	0	0	0	4
Dealing in Altered Property (35-43-4-2.3)	0	0	0	0
Dealing in Marijuana, Hash Oil, or Hashish (35-48-4-10)	0	0	0	1
Dealing in Paraphernalia (35-48-4-8.5)	0	0	0	0
Dealing in a Schedule IV Controlled Substance (35-48-4-3)	0	0	0	0
Distribution of Material Harmful to Minor (35-49-3-3)	0	0	0	0
Escape/Failure to Return to Lawful Detention (35-44-3-5)	0	1	4	14
Failure to Appear (35-44-3-6)	0	0	0	0
False Reporting (35-44-2-2)	0	0	0	0
Forgery (35-43-5-2)	0	0	0	0
Fraud (35-43-5-4)	0	0	1	1
Fraud on Financial Institution (35-45-5-8)	0	0	0	0
Home Improvement Fraud (35-43-6-13)	0	0	0	0
Identity Deception (35-43-5-3.5)	0	0	0	0
Interference with Custody (35-42-3-4)	0	0	0	0
Interference with Reporting Crime (35-42-2-5)	0	0	0	0
Invasion of Privacy (35-46-1-15.1)	0	0	0	0
Kill Domestic Animal	0	0	0	0
LEGEND DRUG DECEPTN	0	0	0	1
Manufacture of Paraphernalia (35-48-4-8.1)	0	0	0	0
Nonsupport of Child (35-46-1-5)	0	0	0	0
Nonsupport of Spouse (35-46-1-6)	0	0	0	0
Obscene Performance (35-49-3-1)	0	0	0	0
Obstructing Fireman (35-44-3-8)	0	0	0	0
Obstructing Traffic (35-42-2-4)	0	0	0	0
Obstruction of Justice (35-44-3-4)	0	0	0	0
Operating Vehicle After Lifetime Forfeiture (9-30-10-17)	0	0	0	0
Operating Vehicle While Intoxicated (9-30-5-4)	0	0	0	0
Operating Vehicle While Intoxicated with Prior (9-30-5-3)	0	0	0	0
Patronizing a Prostitute (35-45-4-3)	0	0	0	0
Perjury (35-44-2-1)	0	0	0	0
Possession of Cocaine or Narcotic Drug (35-48-4-6)	0	0	0	2
Possession of Marijuana, Hash Oil, or Hashish (35-48-4-11)	0	0	0	0
Possession of Methamphetamines (35-48-4-6.1)	0	0	0	1
Possession of Paraphernalia (35-48-4-8.3)	0	0	0	0
Possession of a Controlled Substance (35-48-4-7)	0	0	0	0
Possession of a Syringe (16-42-19-18)	0	0	1	0
Possession/Use of Legend Drug (16-42-19-13)	0	0	0	2
Professional Gambling (35-45-5-3)	0	0	0	0
Profiting from Adoption (35-46-1-9)	0	0	0	0
Promoting Professional Gambling (35-45-5-4)	0	0	0	0
Promoting Prostitution (35-45-4-4)	0	0	0	0
Prostitution (35-45-4-2)	0	0	0	0
Public Indecency (35-45-4-1)	0	0	0	0
Public Nudity (35-45-4-1.5)	0	0	0	0
Railroad Mischief (35-42-2-5.5)	0	0	0	0
Receiving Stolen Auto Parts (35-43-4-2.5)	0	0	0	0
Receiving Stolen Property (35-43-4-2)	0	0	0	0
Residential Entry (35-43-2-1.5)	0	0	1	1
Resisting Law Enforcement (35-44-3-3)	1	1	2	11
Rioting (35-45-1-2)	0	0	0	0

LEVEL III (cont'd)	NUMBER OF OFFENSES			
	This Month		This Calendar Year	
	Female	Male	Female	Male
Sale, Possession, Use of Legend Drug (16-42-19-27)	0	0	0	0
Selling, Distributing, Exhibiting Obscene Material (35-49-3-1)	0	0	0	0
Stalking (35-45-10-5)	0	0	0	0
Synthetic Drug (35-48-4-11.5)	0	0	0	0
Theft (35-43-4-2)	2	1	3	19
Torture or Mutilation of Animal (35-46-3-12)	0	0	0	0
Trafficking with an Inmate (35-44-3-9)	0	0	0	0
Unauthorized Possession of Prescription Form (35-48-4-14)	0	0	0	0
Unlawful Entry of Motor Vehicle (35-43-4-2.7)	0	0	0	0
Voyeurism (35-45-4-5)	0	0	0	0
Welfare Fraud (35-43-5-7)	0	0	0	0
<b>Sub-Total</b>	<b>5</b>	<b>7</b>	<b>22</b>	<b>86</b>

LEVEL IV				
Absence From Home Detention (35-38-2.5-10)	0	0	0	0
Accident/Failure to Stop (9-26-1-8)	0	0	0	1
Alcohol Violation (31-37-2-6)	0	0	0	0
Animal Cruelty (35-46-3-12)	0	0	0	0
Assisting a Criminal (35-44-3-2)	0	0	0	0
Beats Vertebrate Animal (35-46-3-12)	0	0	0	0
Check Deception (35-43-5-5)	0	0	0	0
Common Nuisance (35-48-4-13)	0	0	1	0
Computer Trespassing (35-43-2-3)	0	0	0	0
Counterfeiting Auto Registration (9-18-2-42)	0	0	0	0
Counterfeiting a Driver's License (9-24-18-7)	0	0	0	0
Curfew Violation (31-37-2-5)	0	0	0	1
Deception (35-43-5-3)	0	0	0	0
Deer Outside Hours (14-22-6-1)	0	0	0	0
Deer w/ Illegal Device (14-22-6-1)	0	0	0	0
Disorderly Conduct (35-45-1-3)	0	0	2	8
Dissemination of Material Harmful to Minor (35-49-3-3)	0	0	0	0
Driving While Intoxicated (9-11-2-3)	0	0	0	3
Driving with Suspended License (9-24-19-2)	0	0	0	0
Exploitation of Dependent/Endangered Adult (35-46-1-12)	0	0	0	0
Failure to Appear (35-44-3-6)	0	0	0	0
Failure to Disclose Recruitment (35-46-4-4)	0	0	0	0
Failure to Respond to Summons (35-44-3-6.5)	0	0	0	0
False Auto Registration (9-18-2-44)	0	0	0	0
False Identity Statement (35-44-2-6)	0	0	0	0
False Informing (35-44-2-2)	0	0	1	0
Flag Desecration (35-45-1-4)	0	0	0	0
Glue Sniffing (35-46-6-2)	0	0	0	0
Habitual Disobedience of Parent, Guardian, or Custodian (Incorrigible) (31-37-2-4)	0	0	0	1
Harassment (35-45-2-2)	0	0	0	0
Home Improvement Fraud (35-43-6-12)	0	0	0	0
Illegal Consumption of Alcohol (7.1-5-7-7)	0	0	0	4
Illegal Possession of Alcohol (7.1-5-7-7)	0	0	0	0
Impairment of ID Number (35-43-7-4)	0	0	0	0
Interference with Custody (35-42-3-4)	0	0	0	0
Interfering with Law Enforcement Animal (35-46-3-11)	0	0	0	0
Invasion of Privacy (35-46-1-15.1)	0	0	0	0
LEAVING ACCID SCENE	0	0	0	1
Leaving Home w/o Permission of Parent, Guardian or Custodian (Runaway) (31-37-2-2)	0	0	1	4
Maintaining a Common Nuisance (35-48-4-13)	0	0	0	0
Nitrous Oxide Distribution (35-46-6-3)	0	0	0	0
Obscene Performance (35-49-3-1)	0	0	0	0
Obstructing Medical Emergency (35-44-3-8.5)	0	0	0	0
Obstructing Traffic (35-42-2-4)	0	0	0	0
Official Misconduct (35-44.1-1-1)	0	0	0	0

LEVEL IV (cont'd)	NUMBER OF OFFENSES			
	This Month		This Calendar Year	
	Female	Male	Female	Male
Operating Vehicle While Intoxicated (9-30-5-2)	0	1	0	1
Operating Vehicle While Intoxicated/Cntrl'd Sub (9-30-5-1)	0	0	0	0
Operating Vehicle w/o License (9-24-18-1)	0	1	1	2
Operating Vehicle w/o Proof of Financial (9-25-8-2)	0	0	0	0
Operating Vehicle w/o Registration/Plates (9-18-2-43)	0	0	0	0
Possession of Device/Interfere Test (35-43-5-18)	0	0	0	0
Possession of Marijuana, Hash Oil, or Hashish (35-48-4-11)	1	1	1	10
Possession of Paraphernalia (35-48-4-8.3)	0	1	0	5
Possession of Substance Represented to be a Controlled Substance (35-48-4-4.6)	0	0	0	0
Possession, Purchase, Accepting Tobacco (35-46-1-10.5)	0	0	0	0
Probation Violation	0	3	0	70
Public Intoxication (7.1-5-1-3)	0	0	0	2
Receiving Unidentified Property (35-43-7-5)	0	0	0	0
Reckless Driving (9-21-8-52)	0	0	0	0
Refusal to Aid Officer (35-44-3-7)	0	0	0	0
Refusal to Identify Self (34-28-5-3.5)	0	0	0	0
Selling, Distributing, Exhibiting Obscene Material (35-49-3-1)	0	0	0	0
Synthetic Drug (35-48-4-11.5)	0	0	0	0
Taking Deer/Turkey (14-22-6-1)	0	0	0	0
Tattooing a Minor (35-42-2-7)	0	0	0	0
Torture, Kill, Mutilate an Animal (35-46-3-12)	0	0	0	0
Unauthorized Possession of Prescription (35-48-4-14)	0	0	0	0
Unlawful Entry of Motor Vehicle (35-43-4-2.7)	0	0	1	2
Unlawful Gambling (35-45-5-2)	0	0	0	0
Unlawful Use of Railroad Right of Way (8-3-15-3)	0	0	0	0
Vending Machine Vandalism (35-43-4-7)	0	0	0	0
Violation Home Detention	0	0	0	0
Violation Suspended Commitment to DOC	1	0	4	0
Violation of Compulsory School Attendance Law (Truancy) (31-37-2-3)	0	1	0	2
Voyeurism (35-45-4-5)	0	0	0	1
Welfare Fraud (35-45-5-7)	0	0	0	0
Sub-Total	2	8	12	118
<b>GRAND TOTAL NUMBER OF OFFENSES</b>	<b>9</b>	<b>27</b>	<b>49</b>	<b>307</b>

Source: SAS - mnthadm4\_by\_offense.pgm

**Indiana Department of Correction**  
**Table 17**  
**Number of Juvenile Offenders by Most Serious Offense**  
**Committed to the Indiana Department of Correction**

**June 2020**

MOST SERIOUS OFFENSE (Citation Code)	NUMBER OF JUVENILES			
	This Month		This Calendar Year	
	Female	Male	Female	Male
<b>LEVEL I</b>				
Aggravated Battery (35-42-2-1.5)	0	0	0	1
Arson (35-43-1-1)	0	0	0	0
Battery (35-42-2-1)	0	2	2	5
Battery by Bodily Waste (35-42-2-6)	1	0	1	1
Burglary (35-43-2-1)	0	0	1	11
Carjacking (35-42-5-2)	0	0	0	0
Carrying Handgun w/o License (35-47-2-1)	0	0	0	2
Changing, Altering, Removing, Obliterating ID of Handgun (35-47-2-18)	0	0	0	0
Child Exploitation (35-42-4-4)	0	0	1	0
Child Molesting (35-42-4-3)	0	1	0	11
Child Seduction (35-42-4-7)	0	0	0	0
Child Selling (35-46-1-4)	0	0	0	0
Child Solicitation (35-42-4-6)	0	0	0	0
Child in Possession of Handgun (35-47-10-5)	0	0	0	1
Consumer Product Tampering (35-45-8-3)	0	0	0	0
Criminal Confinement (35-42-3-3)	0	0	0	0
Criminal Deviate Conduct (35-42-4-2)	0	0	0	0
Criminal Gang Intimidation (35-45-9-4)	0	0	0	0
Criminal Gang Recruitment	0	0	0	0
Criminal Recklessness (35-42-2-2)	0	0	0	1
Dangerous Possession of a Firearm (35-47-10-5)	0	1	1	10
Dealing in a Sawed-Off Shotgun (35-47-5-4.1)	0	0	0	0
Distribution of a Destructive Device (IC 35-47.5-5-5)	0	0	0	0
Domestic Battery (35-42-2-1.3)	0	0	2	1
Driving While Intoxicated Resulting in Death (9-30-5-5)	0	0	0	0
False Application for Handgun (35-47-2-8)	0	0	0	0
False, Altering Handgun License (35-47-2-22)	0	0	0	0
Feticide (35-42-1-6)	0	0	0	0
Handgun, False ID (35-47-2-17)	0	0	0	0
Incest (35-46-1-3)	0	0	0	0
Interference with Custody (35-42-3-4)	0	0	0	0
Intimidation (35-45-2-1)	0	0	0	0
Involuntary Manslaughter (35-42-1-4)	0	0	0	1
Kidnapping (35-42-3-2)	0	0	0	1
Murder (35-42-1-1)	0	0	1	2
Neglect of a Dependent (35-46-1-4)	0	0	0	0
Operation of a Machine Gun/Hurling a Bomb (35-47-5-9)	0	0	0	0
Overpass Mischief (35-42-2-5)	0	0	0	0
Pointing a Firearm (35-47-4-3)	0	0	0	1
Possession of Firearm on School Property (35-47-9-2)	0	0	0	0
Possession of a Machine Gun or Bomb (35-47-5-9)	0	0	0	0
Rape (35-42-4-1)	0	0	0	0
Reckless Homicide (35-42-1-5)	0	0	0	1
Resisting Law Enforcement (35-44-3-3)	0	0	0	0
Robbery (35-42-5-1)	0	3	0	14
Sell, Manufacture, Possess, Purchase Explosive (35-47-5-1)	0	0	0	0
Sell, Transfer, HIV Blood (35-42-1-7)	0	0	0	0
Selling, Transferring, Giving Handgun to Under 18 (35-47-2-7)	0	0	0	0
Sexual Battery (35-42-4-8)	0	0	0	1
Sexual Misconduct (35-44-1-5)	0	0	0	0

LEVEL I (cont'd)	NUMBER OF JUVENILES			
	This Month		This Calendar Year	
	Female	Male	Female	Male
Sexual Misconduct with a Minor (35-42-4-9)	0	0	0	0
Stalking (35-45-10-5)	0	0	0	0
Strangulation (35-42-2-9)	0	0	0	0
Unlawful Delivery of Confiscated Firearm (35-47-3-4)	0	0	0	0
Unlawful Use of Body Armor (35-47-5-13)	0	0	0	0
Unlawful Use of Stun Gun (35-47-8-5)	0	0	0	0
Vicarious Sexual Gratification (35-42-4-5)	0	0	0	0
Voluntary Manslaughter (35-42-1-3)	0	0	0	0
<b>Sub-Total</b>	<b>1</b>	<b>7</b>	<b>9</b>	<b>65</b>

### LEVEL II

Assisting a Criminal (35-44-3-2)	0	0	0	0
Chinese Throwing Star (35-47-5-12)	0	0	0	0
Criminal Gang Activity (35-45-9-3)	0	0	0	0
Criminal Recklessness (35-42-2-2)	0	0	0	0
Dealing Anabolic Steroid (16-42-19-27)	0	0	0	0
Dealing Methamphetamine (35-48-4-1.1)	0	0	0	0
Dealing in Cocaine or Narcotic Drug (35-48-4-1)	0	0	0	0
Dealing in Marijuana, Hash Oil, or Hashish (35-48-4-10)	0	0	0	0
Dealing in a Schedule I, II, or III Controlled Substance (35-48-4-2)	0	0	0	0
Dealing in a Schedule IV Controlled Substance (35-48-4-3)	0	0	0	0
Dealing in a Schedule V Controlled Substance (35-48-4-4)	0	0	0	0
Dealing in a Substance Represented to be a Controlled Substance (35-48-4-4.5)	0	0	0	0
Delivery of Weapon to Intoxicated Person (35-47-4-1)	0	0	0	0
Disarming Law Enforcement Officer (35-44.1-3-2)	0	0	0	0
Escape/Failure to Return to Lawful Detention (35-44-3-5)	0	0	1	5
Inmate w/ Deadly Weapon (35-44.1-3-7)	0	0	0	0
Interference with Custody (35-42-3-4)	0	0	0	0
Intimidation (35-45-2-1)	0	1	0	8
Knife with Automatic Blade (35-47-5-2)	0	0	0	0
Loan Sharking (35-45-7-2)	0	0	0	0
Maintaining a Common Nuisance (35-48-4-13)	0	0	0	0
Making loan secured by mortgage, deposit or pledge of handgun (35-47-4-2)	0	0	0	0
Manufacture, Distribution, Possession of a Substance Represented to be a Controlled Substance (3	0	0	0	0
Neglect of a Dependent (35-46-1-4)	0	0	0	0
Poss precursors w/intent to manufacture etc. (35-48-4-14.5)	0	0	0	0
Possession of a Controlled Substance (35-48-4-7)	0	0	0	0
Possession of a Knife on School Property (35-47-5-2.5)	0	0	0	0
Promoting Prostitution (35-45-4-4)	0	0	0	0
Purchase, Possession or Sale of Stun Gun (35-47-8-5)	0	0	0	0
Resisting Law Enforcement (35-44-3-3)	0	2	0	5
Rioting with a Deadly Weapon (35-45-1-2)	0	0	0	0
Sale, Possession, Use of Legend Drug (16-42-19-27)	0	0	0	0
Sexual Misconduct with a Minor (35-42-4-9)	0	0	0	0
Stalking (35-45-10-5)	0	0	0	0
Trafficking with an Inmate (35-44-3-9)	0	0	0	0
Use of Stun Gun in Commission of a Crime (35-47-8-5)	0	0	0	0
<b>Sub-Total</b>	<b>0</b>	<b>3</b>	<b>1</b>	<b>18</b>

### LEVEL III

Accident /Failure to Stop (9-26-1-8)	0	0	0	0
Accident, Property Damage with Injury (9-26-1-8)	0	0	0	0
Altering or Damaging Computer (35-43-1-4)	0	0	0	0
Auto Theft, Receiving Stolen Parts (35-43-4-2.5)	0	1	0	4
Battery (35-42-2-1)	0	0	4	4
Bestiality	0	0	0	0
Bribery (35-44-1-1)	0	0	0	0
Burglary (35-43-2-1)	0	0	0	0
Check Deception (35-43-5-5)	0	0	0	0

**NUMBER OF JUVENILES**

<b>LEVEL III (cont'd)</b>	<b>This Month</b>		<b>This Calendar Year</b>	
	<b>Female</b>	<b>Male</b>	<b>Female</b>	<b>Male</b>
Check Fraud (35-43-5-12)	0	0	0	0
Child Exploitation (35-42-4-4)	0	0	0	0
Controlled Substance Registration (35-48-4-14)	0	0	0	0
Conversion (35-43-4-3)	0	0	0	0
Criminal Mischief (35-43-1-2)	1	1	2	4
Criminal Recklessness (35-42-2-2)	0	0	0	0
Criminal Trespass (35-43-2-2)	0	0	0	1
Dealing in Altered Property (35-43-4-2.3)	0	0	0	0
Dealing in Marijuana, Hash Oil, or Hashish (35-48-4-10)	0	0	0	0
Dealing in Paraphernalia (35-48-4-8.5)	0	0	0	0
Distribution of Material Harmful to Minor (35-49-3-3)	0	0	0	0
Escape/Failure to Return to Lawful Detention (35-44-3-5)	1	0	3	3
Failure to Appear (35-44-3-6)	0	0	0	0
False Reporting (35-44-2-2)	0	0	0	0
Forgery (35-43-5-2)	0	0	0	0
Fraud (35-43-5-4)	0	0	0	1
Fraud on Financial Institution (35-45-5-8)	0	0	0	0
Home Improvement Fraud (35-43-6-13)	0	0	0	0
Identity Deception (35-43-5-3.5)	0	0	0	0
Interference with Custody (35-42-3-4)	0	0	0	0
Interference with Reporting Crime (35-42-2-5)	0	0	0	0
Invasion of Privacy (35-46-1-15.1)	0	0	0	0
Kill Domestic Animal	0	0	0	0
LEGEND DRUG DECEPTN	0	0	0	1
Manufacture of Paraphernalia (35-48-4-8.1)	0	0	0	0
Nonsupport of Child (35-46-1-5)	0	0	0	0
Nonsupport of Spouse (35-46-1-6)	0	0	0	0
Obscene Performance (35-49-3-1)	0	0	0	0
Obstructing Fireman (35-44-3-8)	0	0	0	0
Obstructing Traffic (35-42-2-4)	0	0	0	0
Obstruction of Justice (35-44-3-4)	0	0	0	0
Operating Vehicle After Lifetime Forfeiture (9-30-10-17)	0	0	0	0
Operating Vehicle While Intoxicated (9-30-5-4)	0	0	0	0
Operating Vehicle While Intoxicated with Prior (9-30-5-3)	0	0	0	0
Patronizing a Prostitute (35-45-4-3)	0	0	0	0
Perjury (35-44-2-1)	0	0	0	0
Possession of Cocaine or Narcotic Drug (35-48-4-6)	0	0	0	1
Possession of Marijuana, Hash Oil, or Hashish (35-48-4-11)	0	0	0	0
Possession of Methamphetamines (35-48-4-6.1)	0	0	0	0
Possession of Paraphernalia (35-48-4-8.3)	0	0	0	0
Possession of a Controlled Substance (35-48-4-7)	0	0	0	0
Possession of a Syringe (16-42-19-18)	0	0	1	0
Possession/Use of Legend Drug (16-42-19-13)	0	1	0	2
Professional Gambling (35-45-5-3)	0	0	0	0
Profiting from Adoption (35-46-1-9)	0	0	0	0
Promoting Professional Gambling (35-45-5-4)	0	0	0	0
Promoting Prostitution (35-45-4-4)	0	0	0	0
Prostitution (35-45-4-2)	0	0	0	0
Public Indecency (35-45-4-1)	0	0	0	0
Public Nudity (35-45-4-1.5)	0	0	0	0
Railroad Mischief (35-42-2-5.5)	0	0	0	0
Receiving Stolen Property (35-43-4-2)	0	0	0	0
Residential Entry (35-43-2-1.5)	1	0	1	0
Resisting Law Enforcement (35-44-3-3)	0	0	2	2
Rioting (35-45-1-2)	0	0	0	0
Sale, Possession, Use of Legend Drug (16-42-19-27)	0	0	0	0
Selling, Distributing, Exhibiting Obscene Material (35-49-3-1)	0	0	0	0
Stalking (35-45-10-5)	0	0	0	0
Synthetic Drug (35-48-4-11.5)	0	0	0	0



**NUMBER OF JUVENILES**

<b>LEVEL III (Cont.)</b>	<b>This Month</b>		<b>This Calendar Year</b>	
	<b>Female</b>	<b>Male</b>	<b>Female</b>	<b>Male</b>
Theft (35-43-4-2)	0	1	2	10
Torture or Mutilation of Animal (35-46-3-12)	0	0	0	0
Trafficking with an Inmate (35-44-3-9)	0	0	0	0
Unauthorized Possession of Prescription Form (35-48-4-14)	0	0	0	0
Unlawful Entry of Motor Vehicle (35-43-4-2.7)	0	0	0	0
Voyeurism (35-45-4-5)	0	0	0	0
Welfare Fraud (35-43-5-7)	0	0	0	0
<b>Sub-Total</b>	<b>3</b>	<b>4</b>	<b>15</b>	<b>33</b>

**LEVEL IV**

Absence From Home Detention (35-38-2.5-10)	0	0	0	0
Accident/Failure to Stop (9-26-1-8)	0	0	0	1
Assisting a Criminal (35-44-3-2)	0	0	0	0
Beats Vertebrate Animal (35-46-3-12)	0	0	0	0
Check Deception (35-43-5-5)	0	0	0	0
Common Nuisance (35-48-4-13)	0	0	0	0
Computer Trespassing (35-43-2-3)	0	0	0	0
Counterfeiting Auto Registration (9-18-2-42)	0	0	0	0
Counterfeiting a Driver's License (9-24-18-7)	0	0	0	0
Curfew Violation (31-37-2-5)	0	0	0	0
Deception (35-43-5-3)	0	0	0	0
Disorderly Conduct (35-45-1-3)	0	0	0	1
Dissemination of Material Harmful to Minor (35-49-3-3)	0	0	0	0
Driving with Suspended License (9-24-19-2)	0	0	0	0
Exploitation of Dependent/Endangered Adult (35-46-1-12)	0	0	0	0
Failure to Appear (35-44-3-6)	0	0	0	0
Failure to Disclose Recruitment (35-46-4-4)	0	0	0	0
Failure to Respond to Summons (35-44-3-6.5)	0	0	0	0
False Auto Registration (9-18-2-44)	0	0	0	0
False Identity Statement (35-44-2-6)	0	0	0	0
False Informing (35-44-2-2)	0	0	0	0
Flag Desecration (35-45-1-4)	0	0	0	0
Glue Sniffing (35-46-6-2)	0	0	0	0
Habitual Disobedience of Parent, Guardian, or Custodian (Incorrigible) (31-37-2-4)	0	0	0	0
Harassment (35-45-2-2)	0	0	0	0
Home Improvement Fraud (35-43-6-12)	0	0	0	0
Illegal Consumption of Alcohol (7.1-5-7-7)	0	0	0	0
Illegal Possession of Alcohol (7.1-5-7-7)	0	0	0	0
Impairment of ID Number (35-43-7-4)	0	0	0	0
Interference with Custody (35-42-3-4)	0	0	0	0
Interfering with Law Enforcement Animal (35-46-3-11)	0	0	0	0
Invasion of Privacy (35-46-1-15.1)	0	0	0	0
Leaving Home w/o Permission of Parent, Guardian or Custodian (Runaway) (31-37-2-2)	0	0	0	0
Nitrous Oxide Distribution (35-46-6-3)	0	0	0	0
Obscene Performance (35-49-3-1)	0	0	0	0
Obstructing Medical Emergency (35-44-3-8.5)	0	0	0	0
Obstructing Traffic (35-42-2-4)	0	0	0	0
Operating Vehicle While Intoxicated (9-30-5-2)	0	0	0	1
Operating Vehicle While Intoxicated/Cntrld Sub (9-30-5-1)	0	0	0	0
Operating Vehicle w/o License (9-24-18-1)	0	0	0	0
Operating Vehicle w/o Proof of Financial (9-25-8-2)	0	0	0	0
Operating Vehicle w/o Registration/Plates (9-18-2-43)	0	0	0	0
Possession of Marijuana, Hash Oil, or Hashish (35-48-4-11)	0	0	0	2
Possession of Paraphernalia (35-48-4-8.3)	0	0	0	0
Possession of Substance Represented to be a Controlled Substance (35-48-4-4.6)	0	0	0	0
Possession, Purchase, Accepting Tobacco (35-46-1-10.5)	0	0	0	0
Probation Violation	0	0	0	0
Public Intoxication (7.1-5-1-3)	0	0	0	0
Receiving Unidentified Property (35-43-7-5)	0	0	0	0
Reckless Driving (9-21-8-52)	0	0	0	0
Refusal to Aid Officer (35-44-3-7)	0	0	0	0

LEVEL IV (cont'd)	NUMBER OF JUVENILES				
	This Month		This Calendar Year		
	Female	Male	Female	Male	
Refusal to Identify Self (34-28-5-3.5)	0	0	0	0	
Selling, Distributing, Exhibiting Obscene Material (35-49-3-1)	0	0	0	0	
Synthetic Drug	0	0	0	0	
Torture, Kill, Mutilate an Animal (35-46-3-12)	0	0	0	0	
Unauthorized Possession of Prescription (35-48-4-14)	0	0	0	0	
Unlawful Entry of Motor Vehicle (35-43-4-2.7)	0	0	0	1	
Unlawful Gambling (35-45-5-2)	0	0	0	0	
Unlawful Use of Railroad Right of Way (8-3-15-3)	0	0	0	0	
Vending Machine Vandalism (35-43-4-7)	0	0	0	0	
Violation Home Detention	0	0	0	0	
Violation Suspended Commitment to DOC	0	0	0	0	
Violation of Compulsory School Attendance Law (Truancy) (31-37-2-3)	0	0	0	0	
Voyeurism (35-45-4-5)	0	0	0	1	
Welfare Fraud (35-45-5-7)	0	0	0	0	
	<b>Sub-Total</b>		<b>0</b>	<b>7</b>	
<b>GRAND TOTAL NUMBER OF JUVENILES</b>		<b>4</b>	<b>14</b>	<b>25</b>	<b>123</b>

**Indiana Department of Correction**  
**Table 18**  
**Juvenile Female New Commitments**

<u>Month</u>	<u>2016</u>	<u>2017</u>	<u>2018</u>	<u>2019</u>	<u>2020</u>
January	6	2	3	10	3
February	10	5	8	4	5
March	11	6	4	7	3
April	9	2	7	3	5
May	4	6	8	8	5
June	11	7	2	3	4
July	4	8	12	9	
August	4	5	4	2	
September	7	8	8	4	
October	5	6	5	6	
November	6	7	8	2	
December	<u>5</u>	<u>12</u>	<u>8</u>	<u>5</u>	
<b>TOTALS</b>	<b>82</b>	<b>74</b>	<b>77</b>	<b>63</b>	<b>25</b>

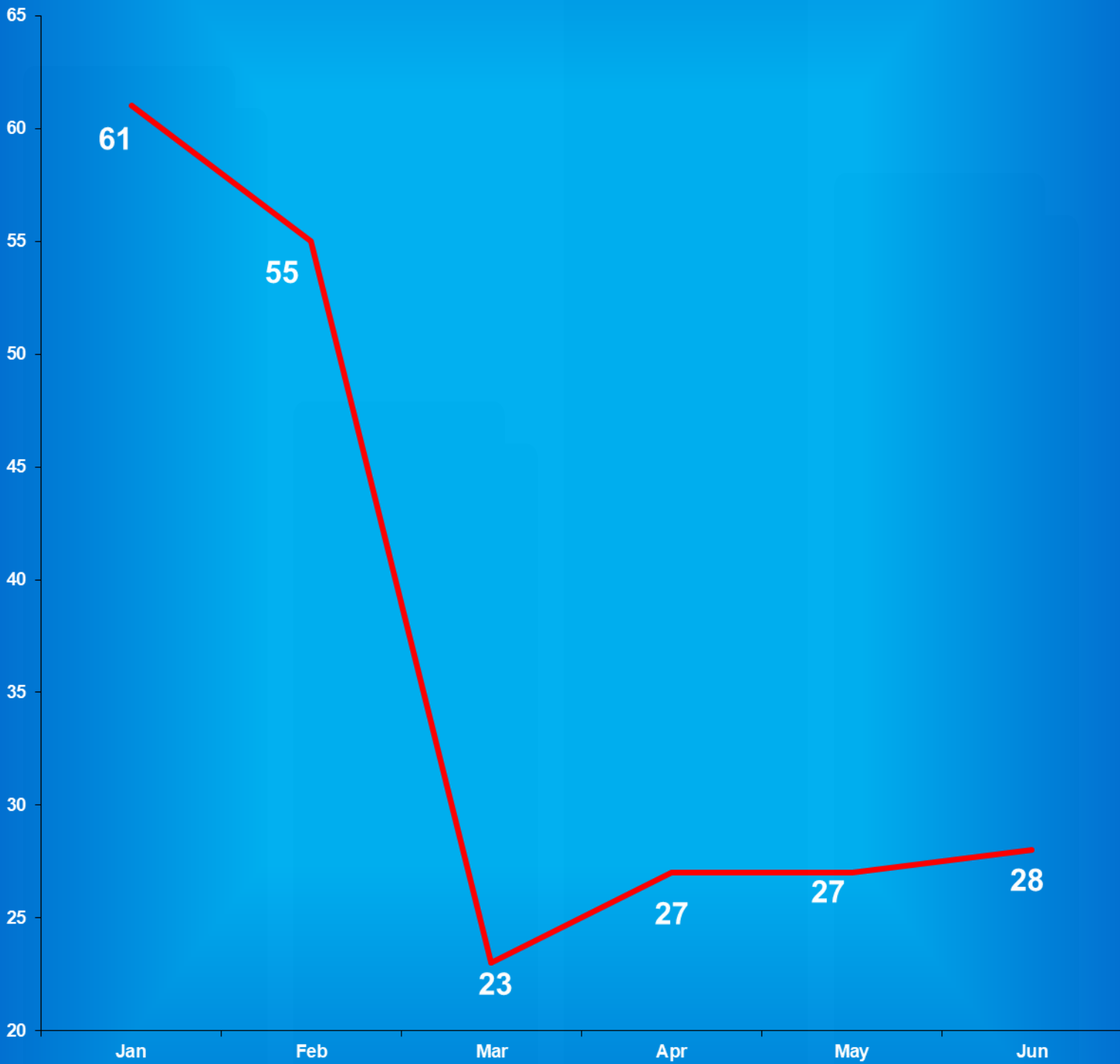
Source: SAS - mnthadm4.pgm

# Indiana Department of Correction

## Graph G

### Average Daily Juvenile Female Offender Populations

Calendar Year 2020



**Indiana Department of Correction**  
**Table 19**  
**Juvenile Male New Commitments**

<u>Month</u>	<u>2016</u>	<u>2017</u>	<u>2018</u>	<u>2019</u>	<u>2020</u>
January	39	26	46	36	28
February	40	26	38	36	21
March	69	36	33	17	32
April	33	45	27	24	17
May	44	35	42	30	11
June	40	48	29	27	14
July	29	40	29	47	
August	38	48	28	37	
September	36	43	41	23	
October	24	39	24	34	
November	28	48	34	26	
December	<u>30</u>	<u>34</u>	<u>52</u>	<u>23</u>	
<b>TOTALS</b>	<b>463</b>	<b>450</b>	<b>468</b>	<b>360</b>	<b>123</b>

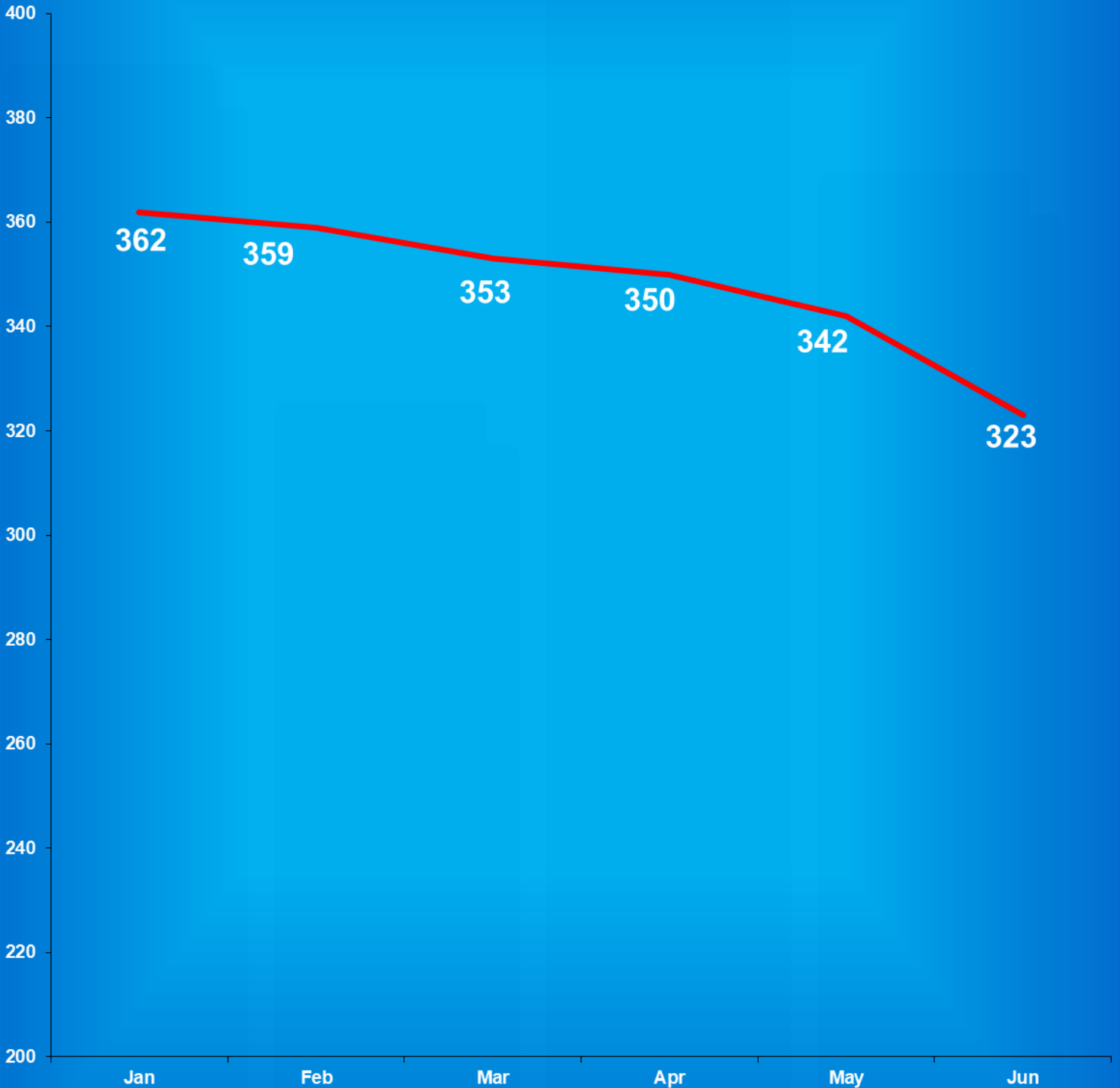
Source: SAS - mnthadm4.pgm

# Indiana Department of Correction

## Graph H

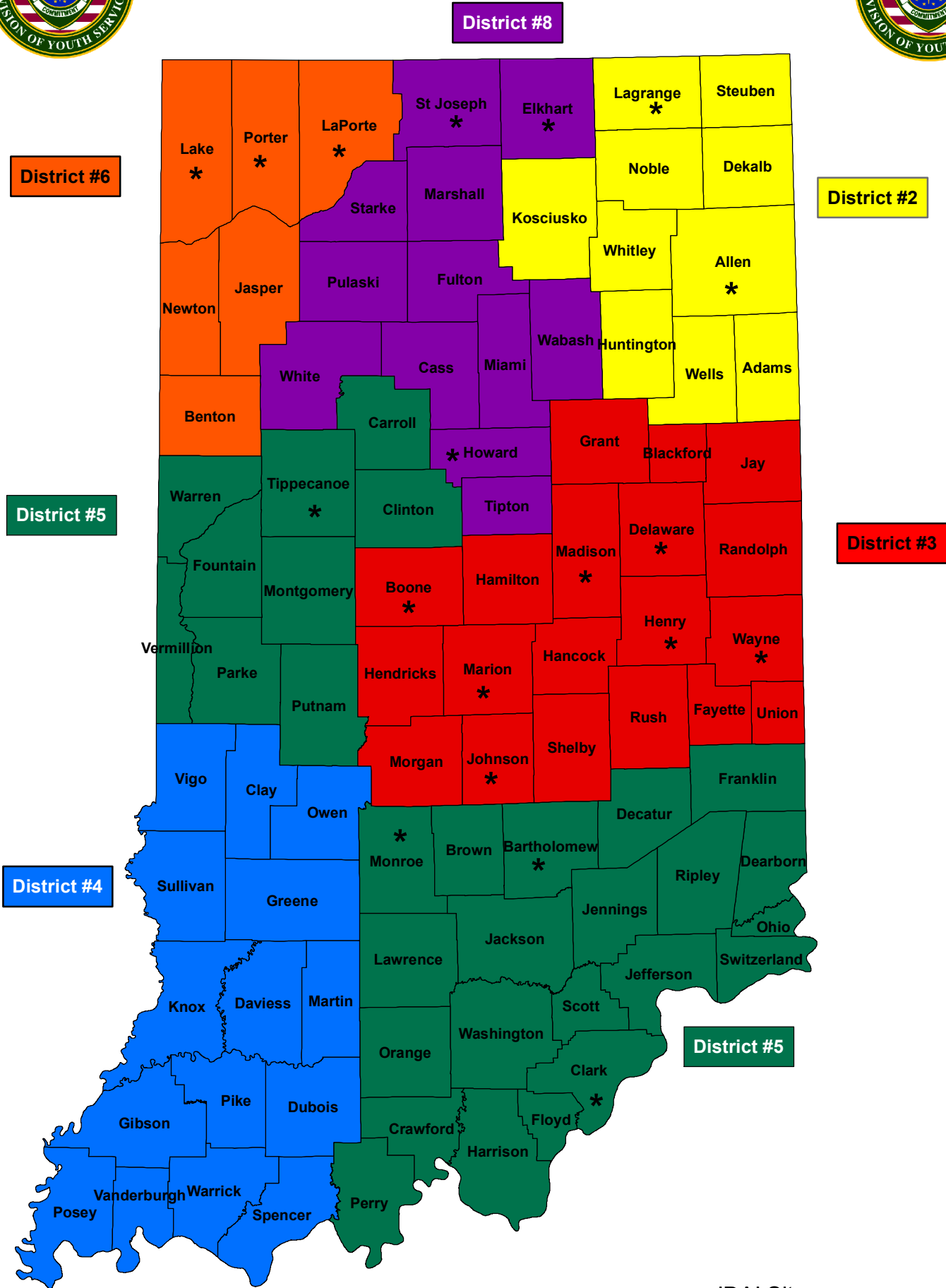
### Average Daily Juvenile Male Offender Populations

Calendar Year 2020





# Juvenile Reintegration Districts



\*JDAI Site

**Indiana Department of Correction**  
**Table 20**  
**Juvenile Parole Caseload on July 01, 2020**

<u>Juvenile Reintegration Districts</u>	<b>Indiana Parolees</b>		<b>Other Jurisdiction</b>		<u>Total</u>
	<u>Juvenile Male</u>	<u>Juvenile Female</u>	<u>Juvenile Male</u>	<u>Juvenile Female</u>	
<i>Interstate Compact (RD0)*</i>	0	0	7	1	8
	<u>District Supervision Breakdown</u> <u>as follows:</u>				
Juv Reintegration District 2	6	0	0	0	6
Juv Reintegration District 3	5	0	2	1	8
Juv Reintegration District 4	4	1	0	0	5
Juv Reintegration District 5	5	0	1	0	6
Juv Reintegration District 6	1	1	1	0	3
Juv Reintegration District 8	6	1	3	0	10
<b>Total</b>	<b>27</b>	<b>3</b>	<b>7</b>	<b>1</b>	<b>38</b>

**Total Juvenile Parole Population on the First Day of Each Month**

<u>Calendar Year 2020</u>	<b>Indiana Parolees</b>		<b>Other Jurisdiction</b>		<u>Total</u>
	<u>Juvenile Male</u>	<u>Juvenile Female</u>	<u>Juvenile Male</u>	<u>Juvenile Female</u>	
January	37	3	4	0	44
February	41	4	6	0	51
March	33	4	9	0	46
April	29	3	10	0	42
May	25	3	8	0	36
June	29	3	9	0	41
July	27	3	7	1	38

*\* Includes Indiana parolees who are serving their parole in another state, as well as offenders from other States being supervised in Indiana (Interstate Compact)*

Sources:  
Parole Division  
SAS - juvparl2.pgm



**Indiana Department of Correction  
Indiana Government Center South, Room E334  
302 W. Washington Street  
Indianapolis, IN 46204**

**Prepared by:  
Chris Yirenkyi, Data Analyst  
(317) 233-4765  
[cyirenkyi@idoc.IN.gov](mailto:cyirenkyi@idoc.IN.gov)**

**This report and previous reports may be found at:**

**<http://www.in.gov/idoc/2376.htm>**



# CHANGING LIVES

The logo for the Indiana Department of Correction is circular, featuring a central torch surrounded by stars. The words "EMPLOYEES", "EFFICIENCY", and "EFFECTIVENESS" are arranged around the torch. The outer ring of the logo contains the text "INDIANA DEPARTMENT OF CORRECTION". To the right of the logo is a blue silhouette of the state of Indiana.

The Indiana Department of Correction advances public safety and successful re-entry through dynamic supervision, programming, and partnerships.