


Indiana Department of Correction

Division of Data Analytics



Offender Population Statistical Report

- JUNE 2019 -

Rob Carter, Commissioner

**Indiana Department of Correction
Indiana Government Center South, Room E334
302 W. Washington Street
Indianapolis, IN 46204**

**Prepared by:
Chris Yirenkyi, Research Analyst
(317) 233-4765
cyirenkyi@idoc.in.gov**

This report and previous reports may be found at:

<http://www.in.gov/idoc/2376.htm>



Definitions

For the purpose of this report, the following definitions apply:

Admission – The means by which an offender enters the custody or jurisdiction of the Indiana Department of Correction. For this report, with the exception of the return of an escapee, this does not include a return from a temporary absence.

Average Daily Population – The sum of the daily beginning counts for a month, divided by that month's number of daily beginning counts.

Beginning Count – The number of offenders physically present at the beginning of the day (ie, 0000:01 hours).

Class A Felony – An offense whereby a person convicted of this felony shall be imprisoned for a fixed term of thirty years, with not more than twenty years added for aggravating circumstances, or not more than ten years subtracted for mitigating circumstances.

Class B Felony – An offense whereby a person convicted of this felony shall be imprisoned for a fixed term of ten years, with not more than ten years added for aggravating circumstances, or not more than four years subtracted for mitigating circumstances.

Class C Felony – An offense whereby a person convicted of this felony shall be imprisoned for a fixed term of four years, with not more than four years added for aggravating circumstances, or not more than two years subtracted for mitigating circumstances.

Class D Felony – An offense whereby a person convicted of this felony shall be imprisoned for a fixed term of one and one-half years, with not more than one and one-half years added for aggravating circumstances, or not more than one year subtracted for mitigating circumstances.

Class 1 Felony – An offense whereby a person convicted of this felony shall be imprisoned with a sentence range of 20-40 years, with not more than twenty years added as a habitual offender enhancement.

Class 2 Felony – An offense whereby a person convicted of this felony shall be imprisoned with a sentence range of 10-30 years, with not more than twenty years added as a habitual offender enhancement.

Class 3 Felony – An offense whereby a person convicted of this felony shall be imprisoned with a sentence range of 3-16 years, with not more than twenty years added as a habitual offender enhancement.

Class 4 Felony – An offense whereby a person convicted of this felony shall be imprisoned with a sentence range of 2-12 years, with not more than twenty years added as a habitual offender enhancement.

Class 5 Felony – An offense whereby a person convicted of this felony shall be imprisoned with a sentence range of 1-6 years, with not more than six years added as a habitual offender enhancement.

Class 6 Felony – An offense whereby a person convicted of this felony shall be imprisoned with a sentence range of 0.5-2.5 years, with not more than six years added as a habitual offender enhancement.

Contracted Beds - Those offenders who have been committed to the Indiana Department of Correction, but are housed in a local work release facility under contract of a 3rd party provider.

County Jail "Back-ups" (Jail Bed Count) – Those offenders who have been committed to the Indiana Department of Correction, but are housed in a county jail until they can be transferred to a Department of Correction intake facility. The county receives \$35.00 per day, per offender, to house these offenders.

Ending Count – The number of offenders physically present at the end of the day (ie, 2400:00 hours).

Felon – A person convicted in any jurisdiction who might have been imprisoned for more than one year.

Murder - An offense whereby a person convicted of this felony shall be imprisoned for a fixed term of fifty-five years, with not more than ten years added for aggravating circumstances, or not more than ten years subtracted for mitigating circumstances.

Definitions Continued

Operational Capacity – The total bed capacity of the facility. The capacity of a facility is the number of beds authorized for safe and efficient operation of the facility.

Pre-Dispositional – An individual ordered by the Court to the Indiana Department of Correction for evaluation prior to sentencing.

Release – The means by which an offender leaves the custody or jurisdiction of the Indiana Department of Correction. For this report, with the exception of an escape, this does not include a temporary absence.

Safekeeper – An individual whom the Court has determined to be in imminent danger of serious bodily injury or death, or who represents a substantial threat to the safety of others, and whom the Court has ordered to the Indiana Department of Correction for custody and security control.

Maximum Level Facilities – Maximum security facilities have very restrictive security measures and housing is celled space.

Medium Level Facilities – Medium security facilities have moderate degree of security measures and housing consists of dormitories and celled space.

Minimum Level Facilities – Minimum Security Facilities have the least restrictive security measures and housing is dormitory style. Also included as minimum security are work release program offenders who leave the facility for outside employment but return nightly.

Intake Facilities – Intake facilities are designated to receive newly committed adult offenders. During the intake process each offender is evaluated through interviews, reports and diagnostic tests. This evaluation forms the basis of the offenders' facility and program assignment.

Secure Housing Units – Denotes maximum control with the most restrictive security measures in place.

Vacancy – The number of beds available for assignment.

Juvenile Diagnostic/Walkthrough – A Juvenile court can order a youth to the Department of Correction to be temporarily committed for not more than 14 days (excluding Saturdays, Sundays and Legal holidays) for the purpose of an evaluation. The youth must be adjudicated delinquent and the order has to be prior to disposition. The department will send a report to the court of the written findings.

Indiana Department of Correction Population Summary

- There were 24,479 adult male offenders (including 220 county jail “back-ups” and 78 in contracted beds) on July 01, 2019. This population is 1% below operational bed capacity for general population.
- There were 2,664 adult female offenders (including 42 county jail “back-ups” and 26 in contracted beds) on July 01, 2019. This population is 4% below the operational bed capacity.
- There were 355 juvenile male offenders in the Department’s facilities on July 01, 2019. This population is 38% below the operational bed capacity.
- There were 34 juvenile female offenders in the Department’s facilities on July 01, 2019. This population is 42% below the operational bed capacity.
- There were 5,669 adult males on parole in Indiana (5,226 Indiana parolees and 443 other jurisdiction parolees) July 01, 2019.
- There were 604 adult females on parole in Indiana (550 Indiana parolees and 54 other jurisdiction parolees) on July 01, 2019.
- There were 801 adults admitted to IDOC (689 male and 112 female) and 913 adults released from IDOC (793 male and 120 female) in June 2019.
- There were 41 juveniles admitted to IDOC (35 male and 6 female) and 48 juveniles released from IDOC (41 male and 7 female) in June 2019.

**Indiana Department of Correction
Human Resource Report**

June 30, 2019

ADULT FACILITIES

Facility	Total Staff*	Custody Staff	Non-Custody	Vacancies	Hires - Rehires	Retired - Terminated	Inter-Agency		Contract/Vendor		
							In	Out	Aramark	Health	Education
Branchville Correctional Facility	253	178	75	22	8	4	0	0	9	32	6
Chain O'Lakes Correctional Facility	28	22	6	2	0	0	0	0	3	3	0
Correctional Industrial Facility	291	219	72	77	10	11	0	0	12	27	4
Edinburgh Correctional Facility	71	56	15	1	0	3	0	0	7	6	0
Indiana State Prison/Lakeside	508	392	116	62	5	22	0	0	26	41	3
Indiana Women's Prison	187	132	55	9	2	8	0	0	6	20	4
Madison Correctional Facility	184	127	57	69	8	1	1	1	5	22	3
Miami Correctional Facility	482	367	115	75	7	23	1	1	31	59	9
New Castle Correctional Facility**	402	262	140	140	0	0	0	0	29	55	15
Pendleton Correctional Facility	424	304	120	101	13	12	0	0	20	46	1
Plainfield Correctional Facility	322	235	87	72	6	6	1	0	26	40	11
Putnamville Correctional Facility	430	311	119	95	3	14	2	0	24	43	10
Reception-Diagnostic Center	212	164	48	38	1	8	0	0	0	28	0
Rockville Correctional Facility	233	163	70	34	2	3	0	0	15	36	7
South Bend Comm. Re-Entry Center	34	24	10	8	2	2	0	0	4	3	0
Heritage Trail DOC Staff	19	0	19	6	0	0	0	0	0	11	8
Heritage Trail GEO Staff**	170	99	71	23	0	0	0	0	4	11	0
Wabash Valley Correctional Facility	582	454	128	65	6	12	0	0	34	61	5
Westville Correctional Facility	637	474	163	134	24	20	1	0	28	69	11
Total	5,469	3,983	1,486	1,033	97	149	6	2	283	613	97

JUVENILE FACILITIES

Facility	Total Staff*	Custody Staff	Non-Custody	Vacancies	Hires - Rehires	Retired - Terminated	Inter-Agency		Contract/Vendor		
							In	Out	Aramark	Health	Education
Camp Summit	60	43	17	4	1	3	0	0	6	7	2
Logansport Intake/North Central	167	110	57	22	6	2	0	0	8	14	2
Pendleton Juvenile Correctional	228	150	78	65	6	6	0	0	9	18	4
Total	455	303	152	91	13	11	0	0	23	39	8

ADMINISTRATIVE

Central Office***	Total	556	188	368	50	5	3	2	2	0	6	1
-------------------	--------------	------------	------------	------------	-----------	----------	----------	----------	----------	----------	----------	----------

TOTALS

STATE EMPLOYEE TOTAL	5,908	4,113	1,795	1,011	115	163	8	4	0	0	0
CONTRACT EMPLOYEE TOTAL	1,642	361	1,281	163	0	0	0	0	306	658	106
GRAND TOTAL	7,550	4,474	3,076	1,174	115	163	8	4	306	658	106

* Total Active Staff does not include those on disability, suspension, or leave with pay.

** New Castle Correctional Facility and Heritage Trail are privately contracted institutions. Their hire/rehire and termination/reire data is not provided to DOC.

*** Includes Technology Services Division, PEN Products, Staff Development and Training, and the Parole Division (counted as Custody Staff)

Note: Total staff, custody staff, non-custody staff, and vacancy data are as of the end of the month.

Hires and re-hires, retirements and terminations, intra-agency transfer in and transfer out are the total number of actions for the month.

Source: DOC Human Resource



Offender Statistics



Indiana Department of Correction
Table 1
Offender Population & Vacancy Numbers, by Facility Security Level
July 1, 2019

Minimum Security - Adult MALE

	June Ending Count	General Population Vacancies	Programs & Treatment Vacancies	Restricted Housing & Infirmery Vacancies	Down Beds	Held Beds
Chain O'Lakes	97	5	0	0	0	0
Edinburgh	338	0	0	0	0	6
Miami - MCA	202	2	0	0	0	0
New Castle - NCA	198	5	0	0	0	1
Pendleton - IRO	213	5	0	0	1	1
Westville - WCA	349	2	0	0	23	5
Wabash Valley - WVA	196	1	0	0	0	1
Total	1,593	20	0	0	24	14

Re-Entry & Work Release - Adult MALE

Bartholomew Co. Re-Entry	1	19	0	0	0	0
Chain O'Lakes Re-Entry	38	0	0	0	0	0
Duval Center Re-Entry	12	28	0	0	0	0
Lake Co. Re-Entry/M	5	5	0	0	0	0
South Bend Re-Entry	168	4	0	0	0	0
VOA/Hope Hall Re-Entry	24	1	0	0	0	0
Starke Co. PI - TC	36	0	12	0	0	0
Total	284	57	12	0	0	0

Medium Security - Adult MALE

	June Ending Count	General Population Vacancies	Programs & Treatment Vacancies	Restricted Housing & Infirmery Vacancies	Down Beds	Held Beds
Branchville	1,432	10	29	9	4	1
Correctional Industrial	1,461	12	3	10	0	9
Indiana State Prison ISO	379	0	0	0	0	6
Plainfield	1,500	21	3	8	157	7
Putnamville	2,168	21	0	0	321	0
Heritage Trail	856	7	0	0	0	5
Westville	2,439	28	154	29	262	29
New Castle	2,391	7	4	9	3	17
Total	12,626	106	193	65	747	74

Table 1 (Cont.)

Maximum Security - Adult MALE

	June Ending Count	General Population Vacancies	Programs & Treatment Vacancies	Restricted Housing & Infirmery Vacancies	Down Beds	Held Beds
Miami	2,921	46	2	4	1	10
Indiana State Prison	1,995	31	12	11	7	11
Pendleton	1,413	15	4	2	5	10
Pendleton Treatment Unit	189	0	24	0	0	1
ISR Secure Housing Unit	51	0	0	15	3	0
New Castle Annex	433	12	0	17	22	2
New Castle Mental Health	112	0	16	0	0	0
WCU Secure Housing Unit	77	0	0	2	31	0
Wabash Valley	1,718	4	38	11	2	12
WVS Secure Housing Unit	192	0	0	16	8	0
Reception Diag. Center	655	12	0	0	28	0
Total	9,756	120	96	78	107	46

Minumum Security & Re-Entry - Adult FEMALE

	June Ending Count	General Population Vacancies	Programs & Treatment Vacancies	Restricted Housing & Infirmery Vacancies	Down Beds	Held Beds
Madison	640	66	0	0	0	0
Jefferson Co. Re-Entry	71	1	0	0	0	0
Crane House	26	19	0	0	0	0
Total	737	86	0	0	0	0

Medium Security - Adult FEMALE

Rockville	983	15	30	12	0	1
Total	983	15	30	12	0	1

Maximum Security - Adult FEMALE
--

Women's Prison	703	9	9	1	0	5
Rockville Intake	199	13	0	0	0	0
Total	902	22	9	1	0	5

JAIL BED COUNT

Adult Male	220	N/A	N/A	N/A	N/A	N/A
Adult Female	42	N/A	N/A	N/A	N/A	N/A
Total	262					

Table 1 (Cont.)

JUVENILE OFFENDERS

Juvenile Male

	June Ending Count	General Population Vacancies	Programs & Treatment Vacancies	Restricted Housing & Infirmery Vacancies	Down Beds	Held Beds
Logansport Juvenile Intake/Diagnostic Facility	21	64	0	7	0	0
North Central Juvenile Correctional Facility	126	47	0	0	0	1
Pendleton Juvenile Correctional Facility	208	170	0	6	0	7
Total	355	281	0	13	0	8

Juvenile Female

LaPorte Juvenile Correctional Facility	34	25	0	3	0	0
--	----	----	---	---	---	---

TOTALS

	June Ending Count	General Population Vacancies	Programs & Treatment Vacancies	Restricted Housing & Infirmery Vacancies	Down Beds	Held Beds
GRAND TOTAL FOR ALL ADULT MALES (Includes Jail Bed Count and Contracted Beds)	24,479	303	301	143	878	134
TOTAL FOR ADULT MALES IDOC FACILITIES ONLY	24,181	250	289	143	878	134
GRAND TOTAL FOR ALL ADULT FEMALES (Includes Jail Bed Count and Contracted Beds)	2,664	123	39	13	0	6
TOTAL FOR ADULT FEMALES IDOC FACILITIES ONLY	2,596	103	39	13	0	6
TOTAL FOR JUVENILE MALES	355	281	0	13	0	8
TOTAL FOR JUVENILE FEMALES	34	25	0	3	0	0
GRAND TOTAL FOR THE DEPARTMENT (Includes Jail Bed Count and Contracted Beds)	27,532	732	340	172	878	148
GRAND TOTAL FOR THE DEPARTMENT (Excludes Jail Bed Count and Contracted Beds)	27,166	659	328	172	878	148

Sources: Planning Division Facility Body Count Report
 Planning Division Juvenile Daily Count Report
 OIS - Jail Bed Count
 Operational Support Services - Vacancy Report

Indiana Department of Correction
Table 2
Operational Capacity Compared to Population, by Facility
July 1, 2019

Minimum Security - Adult MALE

	May	June	June	June	Percent +/-
	Operational	Operational	Adjusted	Ending	Capacity
	Capacity	Capacity	Operational	Count	Capacity
			Capacity*		
Chain O'Lakes	102	102	102	97	-5%
Edinburgh	344	344	338	338	0%
Miami - MCA	204	204	204	202	-1%
New Castle - NCA	204	204	203	198	-2%
Pendleton - IRO	220	220	218	213	-2%
Westville - WCA	379	379	351	349	-1%
Wabash Valley - WVA	198	198	197	196	-1%
Total	1,651	1,651	1,613	1,593	-1%

Re-Entry & Work Release - Adult MALE

Bartholomew Co. Re-Entry	20	20	20	1	-95%
Chain O'Lakes Re-Entry	38	38	38	38	0%
Duval Center Re-Entry	40	40	40	12	-70%
Lake Co. Re-Entry/M	10	10	10	5	-50%
South Bend Re-Entry	172	172	172	168	-2%
VOA/Hope Hall Re-Entry	26	25	25	24	-4%
Starke Co. PI - TC	48	48	36	36	0
Total	354	353	341	284	-17%

Medium Security - Adult MALE

Branchville	1,485	1,485	1,442	1,432	-1%
Correctional Industrial	1,495	1,495	1,473	1,461	-1%
Indiana State Prison ISO	385	385	379	379	0%
Plainfield	1,696	1,696	1,521	1,500	-1%
Putnamville	2,510	2,510	2,189	2,168	-1%
Heritage Trail	868	868	863	856	-1%
Westville	2,941	2,941	2,467	2,439	-1%
New Castle	2,431	2,431	2,398	2,391	0%
Total	13,811	13,811	12,732	12,626	-1%

Table 2 (Cont.)

Maximum Security - Adult MALE					
	May Operational Capacity	June Operational Capacity	June Adjusted Operational Capacity*	June Ending Count	Percent +/- Capacity
Miami	2,984	2,984	2,967	2,921	-2%
Indiana State Prison	2,067	2,067	2,014	1,995	-1%
Pendleton	1,449	1,449	1,428	1,413	-1%
Pendleton Treatment Unit	214	214	189	189	0%
ISR Secure Housing Unit	69	69	51	51	0%
New Castle Annex	486	486	445	433	-3%
New Castle Mental Health	128	128	112	112	0%
WCU Secure Housing Unit	110	110	77	77	0%
Wabash Valley	1,785	1,785	1,722	1,718	0%
WVS Secure Housing Unit	216	216	192	192	0%
Reception Diag. Center	<u>695</u>	<u>695</u>	<u>655</u>	<u>655</u>	<u>0%</u>
Total	10,203	10,203	9,852	9,756	-1%

Minimum Security & Re-Entry - Adult FEMALE					
Madison	706	706	706	640	-9%
Jefferson Co. Re-Entry	72	72	72	71	-1%
Crane House	45	45	45	26	-42%
Total	823	823	823	737	-10%

Medium Security - Adult FEMALE					
Rockville	<u>1,041</u>	<u>1,041</u>	<u>998</u>	<u>983</u>	-2%
Total	1,041	1,041	998	983	-2%

Maximum Security - Adult FEMALE					
Women's Prison	727	727	712	703	-1%
Rockville Intake	<u>212</u>	<u>212</u>	<u>199</u>	<u>199</u>	<u>0%</u>
Total	939	939	911	902	-1%

JAIL BED COUNT**					
Adult Male	220	220	220	220	0%
Adult Female	42	42	42	42	0%
Total	262	262	262	262	0%

JUVENILE OFFENDERS					
	Juvenile Male				
Logansport Juvenile Intake/Diagnostic Facility	92	92	21	21	0%
North Central Juvenile Correctional Facility	174	174	173	126	-27%
Pendleton Juvenile Correctional Facility	<u>391</u>	<u>391</u>	<u>378</u>	<u>208</u>	<u>-45%</u>
Total	657	657	572	355	-38%

Table 2 (Cont.)

Juvenile Female

	May	June	June	June	Percent +/-
	Operational	Operational	Adjusted	Ending	Capacity
	Capacity	Capacity	Capacity*	Count	Capacity
LaPorte Juvenile Correctional Facility	62	62	59	34	-42%

TOTALS					
	May	June	June	June	Percent +/-
	Operational	Operational	Adjusted	Ending	Capacity
	Capacity	Capacity	Capacity*	Count	Capacity
GRAND TOTAL FOR ALL ADULT MALES (Includes Jail Bed Count and Contracted Beds)	26,239	26,238	24,758	24,479	-1%
TOTAL FOR ADULT MALES IDOC FACILITIES ONLY	25,875	25,875	24,407	24,181	-1%
GRAND TOTAL FOR ALL ADULT FEMALES (Includes Jail Bed Count and Contracted Beds)	2,845	2,845	2,774	2,664	-4%
TOTAL FOR ADULT FEMALES IDOC FACILITIES ONLY	2,758	2,758	2,687	2,596	-3%
TOTAL FOR JUVENILE MALES	657	657	572	355	-38%
TOTAL FOR JUVENILE FEMALES	62	62	59	34	-42%
GRAND TOTAL FOR THE DEPARTMENT (Includes Jail Bed Count** and Contracted Beds)	29,803	29,802	28,163	27,532	-2%
GRAND TOTAL FOR THE DEPARTMENT (Excludes Jail Bed Count and Contracted Beds)	29,352	29,352	27,725	27,166	-2%

*Adjusted Operational Capacity includes Intake Beds and excludes Down, Held, and Segregation/Infirmary, and Program/Treatment Hold Beds.

**Jail Bed Counts - IDOC offender Jail Bed holding is demand-based, therefore Jail Bed Percent Capacity is always 0%. Jail Bed Operational Capacity is determined by each county's availability and fluctuates from month to month.

Sources: Planning Division Facility Body Count Report
 Planning Division Juvenile Daily Count Report
 OIS - Jail Bed Count
 Operational Support Services - Vacancy Report

Indiana Department of Correction
Table 3
Facility Population on the First Day of Each Month
(Excludes County Jail "Back-ups" & Contracted Beds)

<u>2018</u>	<u>Adult Male</u>	<u>Adult Female</u>	<u>Juvenile Male</u>	<u>Juvenile Female</u>	<u>Total</u>
January	23,290	2,345	354	40	26,029
February	23,273	2,356	372	47	26,048
March	23,364	2,395	394	45	26,198
April	23,505	2,414	395	48	26,362
May	23,506	2,443	387	43	26,379
June	23,719	2,466	394	40	26,619
July	23,794	2,447	379	29	26,649
August	23,677	2,442	377	35	26,531
September	23,738	2,502	373	32	26,645
October	23,788	2,505	375	39	26,707
November	23,874	2,523	357	41	26,795
December	23,894	2,511	369	41	26,815

<u>2019</u>	<u>Adult Male</u>	<u>Adult Female</u>	<u>Juvenile Male</u>	<u>Juvenile Female</u>	<u>Total</u>
January	23,970	2,500	365	38	26,873
February	23,876	2,481	382	41	26,780
March	23,963	2,481	386	40	26,870
April	24,030	2,488	383	44	26,945
May	24,103	2,522	372	34	27,031
June	24,138	2,549	360	36	27,083
July	24,181	2,596	355	34	27,166

Source: Research Division Juvenile Daily Count Report

Indiana Department of Correction
Table 4
Parole Caseload on July 03, 2019

<u>Parole District</u>	Indiana Parolees		Other Jurisdiction		<u>Total</u>
	<u>Adult Male</u>	<u>Adult Female</u>	<u>Adult Male</u>	<u>Adult Female</u>	
<i>Interstate Compact (PD0)*</i>	407	34	443	54	938
			<u>District Supervision Breakdown as follows:</u>		
Re-Entry Parole (PD1)	285	42	28	3	358
Fort Wayne (PD2)	609	57	31	4	701
Indianapolis (PD3)	1378	120	77	7	1,582
Evansville (P4A)	390	32	46	4	472
Terre Haute (P4B)	410	40	18	2	470
Bloomington (PD5)	304	31	32	4	371
Gary (PD6)	397	26	69	6	498
New Castle (PD7)	581	91	41	5	718
South Bend (PD8)	572	56	67	9	704
Madison (PD9)	300	55	34	10	399
Total	5,633	584	443	54	6,714

Total Parole Population on the First Day of Each Month

<u>Calendar Year 2019</u>	Indiana Parolees		Other Jurisdiction		<u>Total</u>
	<u>Adult Male</u>	<u>Adult Female</u>	<u>Adult Male</u>	<u>Adult Female</u>	
January	5,792	610	492	53	6,947
February	5,793	621	501	74	6,989
March	5,726	600	456	48	6,830
April	5,747	593	446	48	6,834
May	5,693	589	442	53	6,777
June	5,660	579	442	54	6,735
July	5,633	584	443	54	6,714

* Includes Indiana parolees who are serving their parole in another state, as well as offenders from other States being supervised in Indiana (Interstate Compact)

Sources: Juvenile Services
Parole Division



Adult Offender Statistics



Indiana Department of Correction
Table 5
Monthly Admissions and Releases- Adult Offenders
(Includes County Jail "Back-ups" & Contracted Beds)
June 2019

Admissions	Male	Female	Total
New Commitments	286	59	345
Parole Violators - New Commits	27	2	29
Parole Violators - Technical	149	12	161
Unsentenced (Safekeepers)	2	0	2
Return from Esc - Sec/NonSec Facility	0	0	0
Return from Escape - Non-Secure Facility	0	0	0
Return from Escape - CTP Absconds	0	0	0
Court Supervision Violators - New Commits	60	2	62
Court Supervision Violators - Technical	147	33	180
Return from CTP - New Commits	2	0	2
Return from CTP - Technical	16	4	20
Unknown (Missing Data)	0	0	0
Total Admissions	689	112	801

Releases	Male	Female	Total
Parole	394	53	447
Probation	206	38	244
Escape Secure Facility	0	0	0
Walk-Away - Non-Secure Facility	1	0	1
Discharged	94	16	110
Unsentenced Discharged	0	0	0
Other (i.e. Death)	9	1	10
Community Transition Program (CTP)	86	12	98
CTP Absconds	3	0	3
Unknown (Missing Data)	0	0	0
Total Releases	793	120	913

Of the 286 new commitments of male felons, 140 (49.0%) had a prior commitment.

Of the 59 new commitments of female felons, 19 (32.2%) had a prior commitment.

Effective July 1, 1998, misdemeanants are to be committed to DOC only under special circumstances (IC 11-12-6)

Sources: SAS-prsadm8.pgm, SAS - prisrel8.pgm

Indiana Department of Correction
Table 6
New Admissions by County of Commitment - Adult Offenders

June 2019

County	Felony Level											Total	County	Felony Level											Total			
	Murder	FA	FB	FC	FD	F1	F2	F3	F4	F5	F6			Other*	Murder	FA	FB	FC	FD	F1	F2	F3	F4	F5		F6	Other*	
Adams	0	0	0	0	0	0	0	0	0	0	0	0	0	0	2	3	2	2	0	1	4	4	9	5	0	32		
Allen	0	0	0	0	2	0	1	5	7	16	7	0	38	Marion	2	0	4	4	4	5	8	20	20	68	3	0	138	
Bartholomew	0	0	1	0	0	0	0	0	0	0	0	0	1	Marshall	0	1	0	1	0	0	1	2	6	3	0	0	14	
Benton	0	0	0	0	0	0	0	0	0	0	0	0	0	Martin	0	0	0	0	0	0	0	0	0	0	0	0	0	0
Blackford	0	0	0	0	0	0	1	0	0	2	0	0	3	Miami	0	0	0	0	0	0	0	0	0	0	0	0	0	0
Boone	0	0	0	1	0	0	2	1	0	0	0	0	4	Monroe	0	0	0	0	0	0	0	4	2	1	0	0	7	
Brown	0	0	0	0	0	0	0	0	0	0	0	0	0	Montgomery	0	0	2	0	0	0	0	1	1	0	0	0	4	
Carroll	0	0	1	0	0	0	0	0	2	0	1	0	4	Morgan	0	1	0	0	0	0	0	0	2	2	0	0	5	
Cass	0	0	1	0	0	0	1	0	1	1	0	0	4	Newton	0	0	0	0	0	0	0	0	0	0	0	0	0	
Clark	0	0	0	0	0	1	0	2	0	3	0	0	6	Noble	0	0	0	0	0	0	0	0	4	0	0	0	4	
Clay	0	0	0	0	0	0	0	0	1	3	0	0	4	Ohio	0	0	0	0	0	0	0	0	0	0	0	0	0	
Clinton	0	0	1	0	0	1	0	0	1	1	0	0	4	Orange	0	0	0	0	0	0	0	1	0	0	0	0	1	
Crawford	0	0	0	0	0	0	0	0	0	0	0	0	0	Owen	0	0	0	1	0	0	0	0	1	0	0	0	2	
Daviess	0	0	0	0	0	0	0	0	0	0	1	0	1	Parke	0	0	0	0	0	0	0	0	1	0	0	0	1	
Dearborn	0	0	3	1	0	0	1	1	0	5	0	0	11	Perry	0	0	0	0	0	0	0	1	0	0	0	0	1	
Decatur	0	0	0	0	0	0	0	0	1	5	0	0	6	Pike	0	0	0	0	0	0	0	1	1	0	0	0	2	
DeKalb	0	0	1	0	0	0	0	1	1	2	4	0	9	Porter	0	0	1	0	0	0	0	1	0	1	0	0	3	
Delaware	0	1	0	0	0	0	0	0	0	1	0	0	2	Posey	0	0	0	0	0	0	0	0	0	0	0	0	0	
Dubois	1	0	0	0	0	0	0	0	1	0	1	0	3	Pulaski	0	0	0	0	0	0	0	0	0	0	0	0	0	
Elkhart	0	0	2	0	0	0	0	0	1	6	3	0	12	Putnam	0	0	0	1	0	0	0	0	1	0	0	0	2	
Fayette	0	0	0	0	0	1	2	2	3	0	0	0	8	Randolph	0	0	0	0	0	0	1	1	1	1	0	0	4	
Floyd	0	0	0	0	0	0	1	1	1	2	2	0	7	Ripley	0	0	0	0	0	0	0	0	2	2	0	0	4	
Fountain	0	0	0	0	0	0	1	0	0	0	0	0	1	Rush	0	0	0	0	0	0	0	2	2	0	0	0	4	
Franklin	0	0	0	0	0	0	0	0	0	0	0	0	0	St. Joseph	1	0	1	0	0	2	2	3	2	13	4	0	28	
Fulton	0	0	0	0	0	0	1	1	0	1	0	0	3	Scott	0	0	0	0	0	1	1	0	1	1	0	0	4	
Gibson	0	0	0	0	0	0	0	0	0	0	0	0	0	Shelby	0	0	0	0	0	0	1	0	2	1	0	0	4	
Grant	0	0	1	0	0	0	1	1	2	1	0	0	6	Spencer	0	0	0	0	0	0	0	0	0	0	0	0	0	
Greene	0	0	0	0	0	0	0	0	1	1	0	0	2	Starke	0	0	0	0	0	0	0	0	0	0	0	0	0	
Hamilton	0	0	0	0	0	0	0	1	5	2	0	0	8	Steuben	0	0	0	0	0	1	0	0	1	0	0	0	2	
Hancock	0	0	1	0	0	0	2	2	5	0	0	0	10	Sullivan	0	0	0	0	1	0	0	1	0	0	0	0	2	
Harrison	0	0	0	0	0	0	0	0	0	1	0	0	1	Switzerland	0	0	0	0	0	0	0	0	0	0	0	0	0	
Hendricks	0	0	0	0	0	1	0	0	1	0	0	0	2	Tippecanoe	2	0	2	1	0	1	0	1	3	6	0	0	16	
Henry	0	0	0	0	0	1	1	2	3	3	0	0	10	Tipton	0	0	0	0	0	0	0	1	0	0	0	0	1	
Howard	0	0	1	0	0	0	2	3	0	2	0	0	8	Union	0	0	0	0	0	0	0	0	0	0	0	0	0	
Huntington	0	0	0	2	1	0	0	0	0	1	0	0	4	Vanderburgh	0	0	1	0	1	1	7	7	8	15	5	0	45	
Jackson	0	1	0	0	0	1	0	0	0	3	0	0	5	Vermillion	0	0	0	0	0	0	0	0	1	2	0	0	3	
Jasper	0	0	0	0	0	0	0	0	0	0	0	0	0	Vigo	0	0	0	0	0	1	1	5	5	0	0	12		
Jay	0	0	0	0	0	0	0	1	4	0	0	0	5	Wabash	0	0	1	0	0	0	0	1	2	3	0	0	7	
Jefferson	0	0	0	0	0	0	1	0	4	0	0	0	5	Warren	0	0	0	0	0	0	0	0	0	2	0	0	2	
Jennings	0	0	0	0	0	0	0	0	0	0	0	0	0	Warrick	0	0	0	0	0	0	0	0	0	0	0	0	0	
Johnson	0	0	0	0	1	0	0	0	1	3	3	0	8	Washington	0	0	0	0	0	0	0	1	1	0	0	0	2	
Knox	0	0	0	0	0	0	0	0	0	1	0	0	1	Wayne	0	0	1	0	0	0	0	1	0	1	0	0	3	
Kosciusko	0	0	0	0	0	0	0	1	1	0	0	0	2	Wells	0	0	0	0	0	0	0	1	1	4	0	0	6	
LaGrange	0	0	0	0	0	0	0	0	0	0	0	0	0	White	0	0	0	0	0	0	0	1	0	0	0	1		
Lake	1	0	0	0	0	0	0	0	0	2	0	0	3	Whitley	0	0	0	0	0	1	0	0	0	0	0	0	1	
LaPorte	0	0	0	0	0	0	1	1	1	0	0	0	3	Unknown	0	0	0	0	0	0	0	0	0	0	0	0	0	
Lawrence	0	0	0	1	0	0	1	0	2	2	0	0	6	Totals	7	6	29	15	12	12	37	68	96	236	69	0	587	

Data based on Most Serious Offense and includes only New- and Recommittments.

Parole violators are not included.

**Other* may include missing, habitual offense, contempt of court, or misdemeanor.

***Unknown* represents offenders who were sentenced to DOC, but County of Commitment data was unavailable.

Source: Prsadm7.pgm

**Indiana Department of Correction
Table 7**

Release Type by County of Commitment - Adult Offenders

June 2019

County	Release Type				Total	County	Release Type				Total
	Parole	Probation	Discharged	CTP			Parole	Probation	Discharged	CTP	
Adams	5	0	0	0	5	Madison	13	8	6	4	31
Allen	28	12	9	14	63	Marion	108	54	31	16	209
Bartholomew	7	1	1	3	12	Marshall	4	1	0	1	6
Benton	0	0	0	0	0	Martin	1	0	1	0	2
Blackford	1	2	2	1	6	Miami	1	0	1	0	2
Boone	5	1	0	0	6	Monroe	12	3	2	0	17
Brown	0	0	0	0	0	Montgomery	7	2	3	2	14
Carroll	1	0	0	0	1	Morgan	4	3	1	0	8
Cass	5	3	0	6	14	Newton	2	0	0	0	2
Clark	3	4	1	0	8	Noble	1	3	1	0	5
Clay	4	2	0	0	6	Ohio	1	2	0	0	3
Clinton	3	1	2	1	7	Orange	3	1	0	0	4
Crawford	1	1	0	0	2	Owen	2	0	0	0	2
Daviess	4	3	0	0	7	Parke	0	1	0	0	1
Dearborn	2	11	1	0	14	Perry	1	0	0	0	1
Decatur	1	3	0	7	11	Pike	0	2	0	0	2
DeKalb	3	1	1	1	6	Porter	3	0	1	1	5
Delaware	6	2	0	0	8	Posey	3	1	0	1	5
Dubois	0	0	0	1	1	Pulaski	1	1	0	0	2
Elkhart	18	9	4	2	33	Putnam	2	0	1	1	4
Fayette	4	2	2	1	9	Randolph	2	2	0	0	4
Floyd	3	2	1	1	7	Ripley	2	1	2	0	5
Fountain	0	0	0	1	1	Rush	2	0	0	0	2
Franklin	2	0	2	0	4	St. Joseph	13	5	1	3	22
Fulton	3	2	0	0	5	Scott	1	5	1	1	8
Gibson	1	1	1	1	4	Shelby	7	6	3	0	16
Grant	3	5	1	0	9	Spencer	0	1	0	0	1
Greene	2	0	0	0	2	Starke	0	0	0	1	1
Hamilton	7	9	0	1	17	Steuben	3	0	0	0	3
Hancock	2	1	0	0	3	Sullivan	0	0	0	0	0
Harrison	2	0	0	0	2	Switzerland	2	0	0	0	2
Hendricks	4	0	1	0	5	Tippecanoe	3	11	2	0	16
Henry	5	1	0	0	6	Tipton	0	0	0	0	0
Howard	4	3	1	3	11	Union	0	0	0	0	0
Huntington	6	2	2	0	10	Vanderburgh	21	4	9	9	43
Jackson	6	1	1	1	9	Vermillion	1	1	0	0	2
Jasper	0	0	0	0	0	Vigo	7	6	1	0	14
Jay	4	1	1	0	6	Wabash	1	4	0	1	6
Jefferson	5	2	0	1	8	Warren	0	1	0	0	1
Jennings	7	1	0	0	8	Warrick	0	0	0	0	0
Johnson	15	10	2	0	27	Washington	3	1	0	0	4
Knox	0	1	2	0	3	Wayne	5	5	1	0	11
Kosciusko	2	3	0	0	5	Wells	0	3	0	1	4
LaGrange	0	0	0	0	0	White	0	0	0	0	0
Lake	14	0	2	10	26	Whitley	1	0	0	0	1
LaPorte	5	2	0	0	7	Unknown	0	0	0	0	0
Lawrence	1	1	2	0	4	Totals	447	244	110	98	899

This data excludes Temporary Moves, Safekeepers, Predispositions, Escapes, Deaths, releases from CTP and releases from Out of State Parole.

*"Unknown" represents offenders who were sentenced to DOC, but County of Commitment data was unavailable.

Source: prisrel7.pgm

Indiana Department of Correction
Table 8
The Number of Department of Correction Offenders
Held in County Jails*
June 24, 2019

<u>County</u>	<u>Adult Male</u>	<u>Adult Female</u>	<u>County</u>	<u>Adult Male</u>	<u>Adult Female</u>	<u>County</u>	<u>Adult Male</u>	<u>Adult Female</u>
Adams	0	0	Hendricks	2	0	Pike	0	0
Allen	13	2	Henry**	4	1	Porter	0	0
Bartholomew	0	0	Howard	8	0	Posey	1	1
Benton	0	0	Huntington	1	0	Pulaski**	0	0
Blackford**	1	1	Jackson	3	0	Putnam**	2	0
Boone	2	0	Jasper	0	0	Randolph	2	0
Brown	0	0	Jay	0	0	Ripley	2	0
Carroll	2	1	Jefferson	3	0	Rush	0	0
Cass	5	1	Jennings	0	0	St. Joseph	2	1
Clark	3	1	Johnson	3	0	Scott	3	1
Clay	0	0	Knox**	2	1	Shelby	0	0
Clinton	0	0	Kosciusko	1	0	Spencer**	2	3
Crawford**	1	0	LaGrange	0	0	Starke	0	0
Daviess	1	0	Lake	8	1	Steuben	1	0
Dearborn	7	3	LaPorte	3	2	Sullivan	2	0
Decatur	0	0	Lawrence	4	1	Switzerland	0	0
DeKalb	2	0	Madison	5	0	Tippecanoe	7	1
Delaware	3	0	Marion	20	3	Tipton	0	0
Dubois	0	1	Marshall	7	0	Union	0	0
Elkhart	4	4	Martin	0	0	Vanderburgh	26	3
Fayette	1	0	Miami	5	0	Vermillion	0	0
Floyd	3	1	Monroe	3	0	Vigo	7	0
Fountain	1	0	Montgomery	1	1	Wabash	0	0
Franklin	0	0	Morgan	1	0	Warren	0	0
Fulton	1	0	Newton	0	0	Warrick	0	0
Gibson	0	0	Noble	3	0	Washington	1	1
Grant	2	1	Ohio	1	0	Wayne	5	1
Greene	1	0	Orange**	0	0	Wells**	1	1
Hamilton	4	1	Owen	1	0	White	2	1
Hancock	3	0	Parke	2	1	Whitley	0	0
Harrison**	2	0	Perry	1	0	Total	220	42

* Data is based on known frequencies reported by the counties; some county data may be missing

** County Jail Substance Abuse Programs

Source: Offender Movement

Indiana Department of Correction
Table 9
Community Transition Program
Average Daily Populations

<u>Month</u>	<u>2015</u>	<u>2016</u>	<u>2017</u>	<u>2018</u>	<u>2019</u>
January	457	518	465	392	382
February	442	480	475	402	379
March	468	492	475	411	372
April	529	518	481	441	376
May	549	499	487	443	396
June	539	469	481	398	379
July	539	491	445	386	
August	559	496	421	395	
September	538	509	400	387	
October	564	478	385	384	
November	528	470	389	366	
December	<u>522</u>	<u>461</u>	<u>372</u>	<u>381</u>	
YEARLY AVERAGE	519	490	440	399	381

Source: CTP Database and OIS Warmbody

Indiana Department Of Correction
Table 10
Community Transition Program
June 2019 Release Information (Felony Level A-D)

Total number of offenders eligible to be released =		196
Felony A and B total =	149	
Felony C total =	40	
Felony D total =	4	
Murder =	3	
Total number of offenders transitioned to counties for CTP =		38
By default (lack of response from judge)		
Felony A or B =	0	
Felony C =	5	
Felony D =	1	
By approval by court order from judge		
Felony A or B =	24	
Felony C =	6	
Felony D =	1	
Murder =	1	
Total number of offenders transitioned to counties then returned to DOC due to refusal (court ordered denial upon receipt of offender) =		0
Total number of court ordered denials =		112
Felony A or B =	84	
Felony C =	26	
Felony D =	1	
Murder =	1	
Total number of Felony A or B, or Murder denials by default (no response from judge) =		38
Total number of offenders who became ineligible after eligibility determined but prior to CTP commencement date (reasons include change in Earliest Possible Release Date, change in warrant status, released to probation or to parole, other miscellaneous) =		8
Felony A or B =	4	
Felony C =	3	
Felony D =	1	
Murder =	0	

Indiana Department Of Correction
Table 10
Community Transition Program
May 2019 Release Information (Felony Level 1-6)

Total number of offenders eligible to be released =		237
Felony 1 and 2 total =	3	
Felony 3 and 4 total =	73	
Felony 5 and 6 total =	161	
Total number of offenders transitioned to counties for CTP =		65
By default (lack of response from judge)		
Felony 1 and 2 total =	0	
Felony 3 and 4 total =	0	
Felony 5 and 6 total =	17	
By approval by court order from judge		
Felony 1 and 2 total =	1	
Felony 3 and 4 total =	21	
Felony 5 and 6 total =	26	
Total number of offenders transitioned to counties then returned to DOC due to refusal (court ordered denial upon receipt of offender) =		0
Total number of court ordered denials =		136
Felony 1 and 2 total =	2	
Felony 3 and 4 total =	34	
Felony 5 and 6 total =	100	
Total number of Felony 1 or 2 denials by default (no response from judge) =		0
Total number of offenders who became ineligible after eligibility determined but prior to CTP commencement date (reasons include change in Earliest Possible Release Date, change in warrant status, released to probation or to parole, other miscellaneous) =		24
Felony 1 and 2 total =	0	
Felony 3 and 4 total =	6	
Felony 5 and 6 total =	18	

Indiana Department of Correction
Table 11
Total Number of Felony Offenses
Committed to the Indiana Department of Correction

June 2019

Felony Level	Primary Offense	Secondary Offense	Jun-19		This Calendar Year	
			SEX		SEX	
			F	M	F	M
A Felony	Burglary (35-43-2-1)		-	-	-	3
	Child Molesting (35-42-4-3)		-	3	1	23
	Dealing Cocaine or Narcotic Drug (35-48-4-1)		-	4	1	16
	Dealing Methamphetamine (35-48-4-1.1)		-	-	5	1
	Dealing Sched I, II, or III Cntrld Sub (35-48-4-2)		-	1	-	1
	Possession of Cocaine or Narcotic Drug (35-48-4-6)		-	-	-	1
	Rape (35-42-4-1)		-	-	-	1
	Robbery (35-42-5-1)		-	-	-	1
	Voluntary Manslaughter (35-42-1-3)		-	-	-	3
A Felony Total			0	8	7	50

Felony Level	Primary Offense	Secondary Offense	Jun-19		This Calendar Year	
			SEX		SEX	
			F	M	F	M
B Felony	Aggravated Battery (35-42-2-1.5)		-	-	-	3
	Arson (35-43-1-1)		-	-	-	3
	Battery (35-42-2-1)		-	-	-	3
	Burglary (35-43-2-1)		2	9	7	75
	Carjacking (35-42-5-2)		-	-	-	1
	Child Molesting (35-42-4-3)		-	2	-	10
	Criminal Confinement (35-42-3-3)		-	-	-	2
	Dealing Cocaine or Narcotic Drug (35-48-4-1)		-	2	4	51
	Dealing Methamphetamine (35-48-4-1.1)		-	5	12	40
	Dealing Sched I, II, or III Cntrld Sub (35-48-4-2)		2	3	15	19
	Felon in Possession of a Firearm (35-47-4-5)		-	-	1	8
	Incest (35-46-1-3)		-	1	-	2
	Neglect of a Dependent (35-46-1-4)		1	-	1	2
	Operating Vehicle Intoxicated/Death (9-30-5-5)		-	-	-	2
	Possession Methamphetamine (35-48-4-6.1)		-	-	1	3
	Possession of Cocaine or Narcotic Drug (35-48-4-6)		-	-	2	3
	Prisoner Poss. Dang Device/Material (35-44-3-9.5)		-	-	-	1
	Rape (35-42-4-1)		-	1	-	4
	Robbery (35-42-5-1)		-	7	4	43
	Sexual Misconduct with a Minor (35-42-4-9)		-	-	-	9
B Felony Total			5	30	47	284

Felony Level	Primary Offense	Secondary Offense	Jun-19		This Calendar Year	
			SEX		SEX	
			F	M	F	M
C Felony	Battery (35-42-2-1)		-	2	-	8
	Burglary (35-43-2-1)		-	5	-	35
	Child Exploitation (35-42-4-4)		-	-	-	1
	Child Molesting (35-42-4-3)		-	3	-	31
	Conspiracy (35-41-5-2)	Burglary (35-43-2-1)	-	-	-	3
	Corrupt Business Influence (35-45-6-2)		-	-	-	4
	Criminal Recklessness (35-42-2-2)		-	-	1	3
	Dangerous Control of a Handgun (35-47-10-6)		-	-	-	1
	Dealing Marijuana, Hash Oil, or Hashish (35-48-4-10)		-	-	-	2
	Dealing Sched IV Controlled Substance (35-48-4-3)		-	-	1	1
	Driving After Forfeiture (9-12-3-2)		-	-	-	1
	Escape/Failure to Return (35-44-3-5)		-	-	-	1
	Failure to Register as a Sex Offender (11-8-8-17)		-	-	-	2
	Firearm w/in One Mile of School (35-47-2-1)		-	-	-	2
	Forgery (35-43-5-2)		1	5	4	22
	Fraud on Financial Institution (35-43-5-8)		-	-	-	3
	Handgun Violation (35-47-2-7)		-	1	-	3
	Intimidation (35-45-2-1)		-	-	-	1
	Neglect of a Dependent (35-46-1-4)		-	-	2	2
	Non-Support of Dependent Child (35-46-1-5)		-	2	1	25
	Oper Veh Intox Prev Conv (9-30-5-2)		-	-	1	-
	Operating Vehicle w/Lifetime Suspension (9-30-10-17)		-	-	-	6
	Operating Vehicle-Habitual Violation (9-30-10-16)		-	-	-	2
	Possession Methamphetamine (35-48-4-6.1)		-	-	-	1
	Possession of Cocaine or Narcotic Drug (35-48-4-6)		-	-	1	4
	Possession of Controlled Substance (35-48-4-7)		-	-	1	-
	Possession of Precursors (35-48-4-14.5)		-	-	-	2
	Robbery (35-42-5-1)		-	3	-	13
	Sexual Misconduct with a Minor (35-42-4-9)		-	1	-	6
	Welfare Fraud (35-43-5-7)		1	-	2	-
C Felony Total			2	22	14	185

Felony Level	Primary Offense	Secondary Offense	Jun-19		This Calendar Year	
			SEX		SEX	
			F	M	F	M
D Felony	Attempt to Commit a Felony (35-41-5-1)	Theft, Receiving Stolen Property (35-43-4-2)	-	-	-	1
	Auto Theft, Receiving Stolen Parts (35-43-4-2.5)		-	4	-	6
	Battery (35-42-2-1)		-	-	-	2
	Battery by Bodily Waste (35-42-2-6)		-	-	3	1
	Check Fraud (35-43-5-12)		1	-	1	2
	Criminal Confinement (35-42-3-3)		-	1	-	2
	Criminal Mischief (35-43-1-2)		-	-	1	-
	Criminal Recklessness (35-42-2-2)		-	-	1	5
	Dealing Marijuana, Hash Oil, or Hashish (35-48-4-10)		-	-	-	1
	Dealing/Poss. Look-Alike Subs (35-48-4-11.5)		-	-	1	-
	Domestic Battery (35-42-2-1.3)		-	-	-	1
	Driving While Intoxicated/Injury (9-11-2-4)		-	-	-	2
	Driving While Suspended/Oper Veh HTV (9-30-10-16)		-	-	2	3
	Exploit Endangered Adult (35-46-1-12)		-	-	-	1
	Fail to Stop Accident w/Injury (9-26-1-1)		1	-	1	2
	Failure to Appear (35-44-3-6)		-	-	-	1
	Failure to Register as a Sex Offender (11-8-8-17)		-	-	-	1
	Failure to Return to Lawful Detention (35-44-3-5)		-	-	-	3
	Fraud (35-43-5-4)		-	1	-	1
	Intimidation (35-45-2-1)		-	-	2	-
	Involuntary Manslaughter (35-42-1-4)		-	-	-	1
	Maintaining a Common Nuisance (35-48-4-13)		1	1	2	4
	Neglect of a Dependent (35-46-1-4)		-	-	-	1
	Non-Support of a Child (35-46-1-5)		-	1	1	11
	Operating Vehicle Intox-Prior (9-30-5-3)		-	-	1	4
	Operating Vehicle Intoxicated-Endanger (9-30-5-2)		-	-	-	1
	Poss. of Marijuana, Hash Oil, or Hashish (35-48-4-11)		1	-	1	4
	Possession - Syringe/Needle (16-42-19-18)		-	-	2	-
	Possession of Cocaine or Narcotic Drug (35-48-4-6)		-	2	2	6
	Possession of Controlled Substance (35-48-4-7)		-	-	2	8
	Possession of Meth(35-48-4-6.1)		-	1	2	5
	Possession of Precursors (35-48-4-14.5)		-	-	-	2
	Possession/Use of Legend Drug (16-42-19-13)		-	-	1	-
	Residential Entry (35-43-2-1.5)		-	-	-	1
	Resisting Law Enforcement (35-44-3-3)		-	2	1	8
	Sexual Battery (35-42-4-8)		-	-	-	5
	Sexual Misconduct with a Minor (35-42-4-9)		-	1	-	2
	Strangulation (35-42-2-9)		-	1	-	1
	Theft, Receiving Stolen Property (35-43-4-2)		2	5	4	50
	Vicarious Sexual Gratification (35-42-4-5)		-	-	-	1
	Welfare Fraud (35-43-5-7)		-	1	-	4
D Felony Total			6	21	31	154

Felony Level	Primary Offense	Secondary Offense	Jun-19		This Calendar Year	
			SEX		SEX	
			F	M	F	M
Level 1 Felony	Aggravated Battery (35-42-2-1.5)		-	-	-	2
	Attempt to Commit a Felony (35-41-5-1)	Murder (35-42-1-1)	-	1	2	17
	Burglary (35-43-2-1)		-	-	-	4
	Child Molesting (35-42-4-3)		-	21	2	67
	Criminal Gang Enhancement (35-50-2-15)		-	-	-	1
	Neglect of a Dependent/Death (35-46-1-4)		-	-	2	1
	Rape (35-42-4-1)		-	2	-	7
	Sex Misconduct w/ Minor (35-42-4-9)		-	-	-	1
Level 1 Felony Total			0	24	6	100

Felony Level	Primary Offense	Secondary Offense	Jun-19		This Calendar Year	
			SEX		SEX	
			F	M	F	M
Level 2 Felony	Aiding, Inducing or Causing an Offense (35-41-2-4)	Dealing Cocaine or Narcotic Drug (35-48-4-1)	-	-	1	-
		Robbery (35-42-5-1)	-	-	-	1
	Arson (35-43-1-1)		-	-	1	-
	Attempt to Commit a Felony (35-41-5-1)	Robbery (35-42-5-1)	-	-	2	3
		Voluntary Manslaughter (35-42-1-3)	-	-	-	1
	Battery (35-42-2-1)		-	-	-	3
	Burglary (35-43-2-1)		-	4	2	8
	Child Molesting (35-42-4-3)		-	-	-	1
	Conspiracy (35-41-5-2)	Burglary (35-43-2-1)	-	2	-	4
		Dealing Methamphetamine (35-48-4-1.1)	-	-	-	2
		Robbery (35-42-5-1)	1	-	1	-
	Criminal Confinement (35-42-3-3)		-	-	1	-
	Dealing Cocaine or Narcotic Drug (35-48-4-1)		1	10	6	59
	Dealing Methamphetamine (35-48-4-1.1)		8	13	33	94
	Dealing Sched I, II, or III Cntrl'd Sub (35-48-4-2)		-	-	-	3
	Manufacturing Methamphetamine (35-42-4-5)		-	1	-	1
	Resisting Law Enforcement (35-44-1-3-1)		-	-	-	1
	Robbery (35-42-5-1)		-	2	2	15
	Voluntary Manslaughter (35-42-1-3)		-	1	2	11
Level 2 Felony Total			10	33	51	207

Felony Level	Primary Offense	Secondary Offense	Jun-19		This Calendar Year		
			SEX		SEX		
			F	M	F	M	
Level 3 Felony	Accident/Failure to Stop-Serious Inj/Death (9-26-1-1)		-	-	-	2	
	Aggravated Battery (35-42-2-1.5)		-	8	4	47	
		Firearm Enhancement (35-50-2-11)	-	-	-	1	
		Aggravated Battery (35-42-2-1.5)	-	-	-	1	
	Aiding, Inducing or Causing an Offense (35-41-2-4)		-	-	1	1	
		Dealing Methamphetamine (35-48-4-1.1)	-	-	1	4	
		Robbery (35-42-5-1)	-	-	-	1	
	Arson (35-43-1-1)		-	-	-	3	
	Attempt to Commit a Felony (35-41-5-1)		-	-	-	1	
		Aggravated Battery (35-42-2-1.5)	-	-	-	3	
		Kidnapping (35-42-3-2)	-	-	-	6	
		Rape (35-42-4-1)	-	-	-	6	
		Robbery (35-42-5-1)	-	1	1	6	
	Battery (35-42-2-1)		-	1	1	6	
	Burglary (35-43-2-1)		-	-	2	7	
	Child Molesting (35-42-4-3)		-	2	-	15	
	Conspiracy (35-41-5-2)		-	-	-	1	
		Burglary (35-43-2-1)	-	-	-	1	
		Dealing Methamphetamine (35-48-4-1.1)	-	1	-	2	
		Robbery (35-42-5-1)	-	1	-	18	
	Criminal Confinement (35-42-3-3)		-	1	2	55	
	Dealing Cocaine or Narcotic Drug (35-48-4-1)		3	14	7	72	
	Dealing Methamphetamine (35-48-4-1.1)		4	7	20	2	
	Dealing Sched I, II, or III Cntrl Sub (35-48-4-2)		2	-	4	3	
	Dealing Sched IV Cntrl Sub (35-48-4-3)		-	1	-	2	
	Domestic Battery SBI Under 14 (35-42-2-1.3A)		-	-	-	2	
	Kidnapping (35-42-3-2)		-	1	-	10	
	Manufacturing Meth (35-48-4-1.2)		-	-	-	2	
	Neglect of a Dependent/Death (35-46-1-4)		-	1	9	5	
	Possession of Cocaine or Narcotic Drug (35-48-4-6)		1	-	2	7	
	Possession of Meth (35-48-4-6.1)		3	4	9	30	
	Rape (35-42-4-1)		-	3	-	21	
	Robbery (35-42-5-1)		2	37	23	183	
	Vicarious Sexual Gratification (35-42-4-5)		-	-	-	1	
	Level 3 Felony Total			15	83	86	513

Felony Level	Primary Offense	Secondary Offense	Jun-19		This Calendar Year		
			SEX		SEX		
			F	M	F	M	
Level 4 Felony	Aiding, Inducing or Causing an Offense (35-41-2-4)		-	1	-	1	
		Dealing Cocaine or Narcotic Drug (35-48-4-1)	-	-	2	2	
		Dealing Methamphetamine (35-48-4-1.1)	-	-	1	-	
		Possession of Meth (35-48-4-6.1)	-	3	3	13	
	Arson (35-43-1-1)		-	-	-	1	
	Attempt to Commit a Felony (35-41-5-1)		-	-	-	1	
		Burglary (35-43-2-1)	-	-	-	1	
		Conspiracy (35-41-5-2)	-	-	-	1	
		Pharmacy Robbery (35-45-5-1B)	-	-	-	1	
	Battery (35-42-2-1)		-	1	-	1	
	Burglary (35-43-2-1)		4	30	29	201	
	Child Exploitation (35-42-4-4)		-	-	-	5	
	Child Molesting (35-42-4-3)		-	16	1	74	
	Child Solicitation (35-42-4-6)		-	1	-	3	
	Conspiracy (35-41-5-2)		-	-	-	2	
		Burglary (35-43-2-1)	-	-	-	1	
		Conspiracy (35-41-5-2)	-	-	-	1	
		Dealing Cocaine or Narcotic Drug (35-48-4-1)	-	-	2	-	
		Dealing Methamphetamine (35-48-4-1.1)	1	-	2	1	
	Dealing Cocaine or Narcotic Drug (35-48-4-1)		5	5	18	52	
	Dealing Methamphetamine (35-48-4-1.1)		5	12	39	111	
	Dealing Sched I, II, or III Cntrl Sub (35-48-4-2)		1	-	5	6	
	Dealing Sched IV Controlled Substance (35-48-4-3)		-	-	-	3	
	Escape 35-44.1-3-4		-	-	-	1	
	Felon in Possession of a Firearm (35-47-4-5)		1	21	5	169	
	Human Sexual Trafficking (35-42-3-5-1)		-	-	-	1	
	Incest (35-46-1-3)		-	-	-	2	
	Manufacturing Meth (35-48-4-1.2)		-	-	1	2	
	Operating Vehicle Intoxicated/Death (9-30-5-5)		-	1	4	4	
	Pharmacy Robbery (35-42-5-1(b))		-	-	1	-	
	Possession of Cocaine or Narcotic Drug (35-48-4-6)		1	1	3	17	
	Possession of Meth (35-48-4-6.1)		4	8	19	50	
	Sexual Battery (35-42-4-8)		-	1	-	2	
	Sexual Misconduct with a Minor (35-42-4-9)		1	8	3	34	
	Stalking (35-45-10-5)		-	1	-	2	
	Vicarious Sexual Gratification (35-42-4-5)		-	-	-	7	
	Level 4 Felony Total			23	110	138	770

Felony Level	Primary Offense	Secondary Offense	Jun-19		This Calendar Year	
			SEX		SEX	
			F	M	F	M
Level 5 Felony	Accident/Failure to Stop-Serious Inj/Death (9-26-1-8)		-	-	-	1
	Aiding, Inducing or Causing an Offense (35-41-2-4)		-	-	1	-
		Assisting a Criminal (35-44.1-2-5)	-	-	-	3
		Burglary (35-43-2-1)	-	-	1	1
		Dealing Cocaine or Narcotic Drug (35-48-4-1)	-	-	1	-
	Dealing Methamphetamine (35-48-4-1.1)	-	-	-	-	

Felony Level	Primary Offense	Secondary Offense	Jun-19		This Calendar Year	
			SEX		SEX	
			F	M	F	M
Level 5 Felony (cont'd)		Dealing in Methamphetamine (35-48-4-1.1)	-	-	-	1
		Escape (35-44.1-3-4)	-	-	1	-
		Robbery (35-42-5-1)	-	1	-	4
	Assisting a Criminal (35-44.1-2-5)		-	1	1	7
	Attempt to Commit a Felony (35-41-5-1)	Battery (35-42-2-1)	-	1	1	4
		Burglary (35-43-2-1)	-	-	-	1
		Escape (35-44.1-3-4)	-	-	-	2
		Fraud on Financial Institution (35-43-5-8)	-	-	1	3
		Kidnapping (35-42-3-2)	-	-	-	2
		Robbery (35-42-5-1)	-	-	-	4
	Auto Theft, Receiving Stolen Parts (35-43-4-2.5)		-	-	-	9
	Battery (35-42-2-1)		8	25	43	216
	Bribery (35-44.1-1-2)		-	-	1	2
	Burglary (35-43-2-1)		1	33	19	203
	Child Exploitation (35-42-4-4)		1	1	1	24
	Child Pornography (35-42-4-4(C))		-	-	-	9
	Child Possession of a Firearm (35-47-10-5)		-	-	-	2
	Child Seduction (35-42-4-7)		-	2	-	4
	Child Solicitation (35-42-4-6)		-	1	2	16
	Conspiracy (35-41-5-2)	Burglary (35-43-2-1)	-	-	-	1
		Child Exploitation (35-42-4-4)	-	-	-	1
		Dealing Cocaine or Narcotic Drug (35-48-4-1)	-	-	2	2
		Dealing in Methamphetamine (35-48-4-1.1)	-	-	-	1
		Fraud on Financial Institution (35-43-5-8)	-	-	1	2
		Robbery (35-42-5-1)	-	1	-	3
		Trafficking with an Inmate (35-44.1-3-5)	-	-	-	3
	Contrib. to the Delinquency of a Minor(35-46-1-8)		-	-	1	-
	Conversion (35-43-4-3)		-	-	1	1
	Corrupt Business Influence (35-45-6-2)		1	3	5	12
	Criminal Confinement (35-42-3-3)		-	8	-	35
	Criminal Gang Enhancement (35-50-2-15)		-	-	-	1
	Criminal Recklessness (35-42-2-2)		-	2	1	27
	Dangerous Control of a Handgun (35-47-10-6)		-	-	-	1
	Dealing Cocaine or Narcotic Drug (35-48-4-1)		6	7	24	76
	Dealing Marijuana, Hash Oil, or Hashish (35-48-4-10)		-	2	-	7
	Dealing Methamphetamine (35-48-4-1.1)		3	25	39	135
	Dealing Sched I, II, or III Cntrl'd Sub (35-48-4-2)		2	2	4	9
	Dealing Sched IV Cntrl'd Sub (35-48-4-3)		-	2	1	6
	Dealing in Methamphetamine (35-48-4-1.1)		5	12	34	101
	Dealing/Poss. Look-Alike Subs (35-48-4-4.6)		-	2	2	10
	Disarm/Attempt to Disarm an Officer (35-44.1-3-2)		-	1	-	9
	Domestic Battery (35-42-2-1.3)		1	13	7	89
	Escape (35-44.1-3-4)		2	1	10	31
	Fail to Stop Acc Death (9-26-1-1.1)		-	1	-	8
	Failure to Register as a Sex Offender (11-8-8-17)		-	4	2	54
	Firearm w/in One Mile of School (35-47-2-1)		2	20	11	171
	Fraud on Financial Institution (35-43-5-8)		2	9	20	30
	Incest (35-46-1-3)		-	-	1	-
	Insurance Fraud (35-43-5-4.5)		1	-	1	-
	Intimidation (35-45-2-1)		-	8	2	54
	Involuntary Manslaughter (35-42-1-4)		-	-	-	2
	Kidnapping (35-42-3-2)		-	-	-	4
	Manufacture Destruct Device (35-47.5-5-2)		-	-	-	1
	Neglect of a Dependent/Death (35-46-1-4)		-	3	4	17
	Non-Support of Dependent Child (35-46-1-5)		1	-	1	7
	Obliterating Handgun I.D. (35-47-2-18)		-	1	1	11
	Obstruction of Justice (35-44.1-2-2)		-	-	-	8
	Oper Veh Aft Life Susp (9-30-10-17)		2	21	8	118
	Operating Veh while Intoxicated (9-30-5-2)		-	1	-	1
	Operating Vehicle Intoxicated-Contrl'd Sub (9-30-5-1)		-	-	-	2
		Habitual Offender Controlled Substance (35-50-2-10)	-	-	-	1
	Operating Vehicle Intoxicated/Death (9-30-5-5)		-	-	-	4
	Operating Vehicle Intoxicated/Injury (9-30-5-4)		-	-	-	2
	Possession - Destruct Device (35-47.5-5-2)		-	1	-	1
	Possession of Cocaine or Narcotic Drug 35-48-4-6		3	11	11	56
	Possession of Dangerous Device (35-44.1-3-7)		-	-	-	1
	Possession of Precursors (35-48-4-14.5)		-	-	1	1
	Possession of Syringes or Needles (16-42-19-18)		-	-	3	5
	Possession/Use of Legend Drug (16-42-19-13)		1	-	2	1
	Promoting Prostitution (35-45-4-4)		-	-	-	1
	Prov Gun to Inel Per (35-47-2.5-16)		-	-	-	1
	Reckless Homicide (35-42-1-5)		-	-	2	7
	Resisting Law Enforcement (35-44.1-3-1)		-	-	-	3
	Robbery (35-42-5-1)		-	14	7	109
	Sexual Misconduct with a Minor (35-42-4-9)		2	4	2	43
	Stalking (35-45-10-5)		-	3	1	16
	Strangulation (35-42-2-9)		-	1	-	2
	Theft, Receiving Stolen Property (35-43-4-2)		2	4	6	34
	Trafficking with an Inmate (35-44.1-3-5)		1	1	13	19
	Vicarious Sexual Gratification (35-42-4-5)		-	-	-	1
	Level 5 Felony Total		47	253	304	1877

Felony Level	Primary Offense	Secondary Offense	Jun-19		This Calendar Year	
			SEX		SEX	
			F	M	F	M
Level 6 Felony	Abuse of a Corpse (35-45-11-2)		-	-	-	1
	Accident/Failure to Stop-Serious Inj/Death (9-26-1-8)		-	-	-	1
	Aiding in Manufacture of Sch II Cont Subst (35-48-4-2)		-	-	1	2
	Aiding, Inducing or Causing an Offense (35-41-2-4)	Theft, Receiving Stolen Property (35-43-4-2)	-	-	-	3
	Assisting a Criminal (35-44.1-2-5)		-	-	2	2
	Attempt to Commit a Felony (35-41-5-1)	Attempted/Obstruction of Justice (35-41-5-1)	-	-	1	-
		Battery (35-42-2-1)	-	-	-	1
		Residential Entry (35-43-2-1.5)	-	-	-	1
	Auto Theft, Receiving Stolen Parts (35-43-4-2.5)		-	7	4	61
	Battery 35-42-2-1		2	5	9	44
	Cheating at Gambling (4-33-10-2)		-	-	-	1
	Check Deception (35-43-5-5)		-	-	-	1
	Child Exploitation (35-42-4-4)		-	1	-	2
	Conspiracy (35-41-5-2)	Attempted/Obstruction of Justice (35-41-5-1)	-	-	-	1
	Controlled Substance Registration (35-48-4-14)		-	-	2	-
	Criminal Confinement (35-42-3-3)		-	3	-	16
	Criminal Confinement (35-42-3-3)		2	15	4	74
	Criminal Gang Enhancement (35-50-2-15)		-	-	-	2
	Criminal Mischief (35-43-1-2)		-	-	3	2
	Criminal Recklessness (35-42-2-2)		-	2	4	25
	Criminal Trespass (35-43-2-2)		-	-	-	1
	Damage Orig/Spec ID (35-43-6.5-1)		-	-	-	1
	Danger Comm Dis Carrier Int Fail to Warn (35-45-21-3)		1	-	1	-
	Dealing Marijuana, Hash Oil, or Hashish (35-48-4-10)		1	1	2	12
	Dealing Sched I, II, or III Cntrld Sub (35-48-4-2(A))		-	-	-	2
	Dealing Subs. Represent as Cntrld Subs. (35-48-4-4.5)		-	-	1	5
	Dealing/Poss. Look-Alike Subs (35-48-4-10.5)		-	1	-	6
	Dealing/Poss. Look-Alike Subs (35-48-4-11.5)		-	1	-	10
	Dissemination of Matter Harmful to Minor (35-49-3-3)		-	-	1	2
	Escape 35-44.1-3-4		3	13	32	115
	Fail to Reg Sex Off (11-8-8-17)		-	1	1	9
	Failure to Appear (35-44.1-2-9)		-	-	1	3
	Failure to Return to Acc Result Serious Inj (9-26-1-1(2))		-	-	-	1
	Falsification of record (4-33-10-2)		-	-	1	-
	Forgery, Counterfeiting, Application Fraud (35-43-5-2)		1	8	16	50
	Habitual Offender (35-50-2-8)		-	-	1	-
	Habitual Veh Subst Offender Enhance (9-30-15.5-2)		-	-	2	1
	Identity Deception (35-43-5-3.5)		-	2	2	3
	Impersonation of a Public Servant (35-44-2-3)		-	-	-	1
	Insurance Fraud (35-43-5-4.5)		1	-	7	10
	Intimidation (35-45-2-1)		-	7	1	37
	Invasion of Privacy (35-46-1-15.1)		-	1	-	21
	Kidnapping (35-42-3-2)		-	-	-	1
	Leaving the Scene of an Accident(9-26-1-1.1)		-	1	-	2
	Maintain Common Nuisance (35-45-2-1(c))		2	3	14	22
	Maintaining Common Nuisance (35-48-4-13)		-	3	1	12
	Make False Sales Document (35-43-5-16)		-	-	-	1
	Money Laundering (35-45-15.5)		-	-	-	1
	Neglect of a Dependent/Death (35-46-1-4)		-	2	12	15
	Non-Support of Dependent Child (35-46-1-5)		-	-	1	6
	Obstruction of Justice (35-44.1-2-2)		-	1	1	14
	Oper Vehicle-Intox-Prev Conv (9-30-5-3)		2	1	4	19
		Habitual Offender Controlled Substance (35-50-2-10)	-	2	1	5
	Operating Vehicle Intoxicated-Cntrld Sub (9-30-5-1)		-	1	-	9
		Habitual Offender (35-50-2-8)	-	-	-	1
		Habitual Offender Controlled Substance (35-50-2-10)	-	-	-	1
	Operating Vehicle Intoxicated-Endanger (9-30-5-2)		-	4	5	22
		Habitual Offender Controlled Substance (35-50-2-10)	-	-	-	4
	Operating Vehicle Intoxicated/Injury (9-30-5-4)		-	2	-	9
	Operating Vehicle-Habitual Violation (9-30-10-16)		-	4	3	31
		Habitual Offender Controlled Substance (35-50-2-10)	-	-	-	1
	Perjury (35-44.1-2-1)		1	-	1	3
	Pointing a Firearm (35-47-4-3)		-	2	1	12
	Poss Paraphernalia (35-48-4-8.3)		-	-	1	-
	Poss Precursors (35-48-4-14.5)		-	-	4	5
	Possession Sched IV Cntrld Sub w/in 1,000 ft (35-48-4-7)		-	-	2	9
	Possession of Child Pornography (35-42-4-4(C))		-	-	-	6
	Possession of Cocaine or Narcotic Drug (35-48-4-6)		4	10	24	67
	Possession of Marijuana (35-48-4-11)		-	-	1	2
	Possession of Meth(35-48-4-6.1)		5	28	73	185
		Habitual Offender (35-50-2-8)	-	-	-	1
	Possession of Syringes or Needles (16-42-19-18)		4	16	58	104
	Possession or Use of Legend Drug (16-42-19-13)		1	-	16	6
	Prostitution (35-45-4-2)		-	-	1	-
	Residential Entry (35-43-2-1.5)		-	1	5	28
	Resisting Law Enforc (35-44.1-3-1)		2	17	12	137
	Sex Offender without Identification (11-8-8-15)		-	1	-	1
	Sexual Battery (35-42-4-8)		-	1	-	5
	Sexual Conduct in Presence of a Minor (35-42-4-5c)		-	-	-	2
	Sexual Misconduct with a Minor (35-42-4-9)		-	1	-	3
	Stalking (35-45-10-5)		-	-	-	3
	Strangulation (35-42-2-9)		-	8	-	31

Felony Level	Primary Offense	Secondary Offense	Jun-19		This Calendar Year	
			SEX		SEX	
			F	M	F	M
Level 6 Felony (con'td)	Synthetic ID Deception (35-43-5-3.8)		-	1	1	6
	Theft, Receiving Stolen Property (35-43-4-2)		4	30	59	235
	Unlawful Entry by Sex Offender (35-42-4-14)		-	-	-	1
Level 6 Felony Total			36	208	400	1558

Felony Level	Primary Offense	Secondary Offense	Jun-19		This Calendar Year	
			SEX		SEX	
			F	M	F	M
Murder	Murder (35-42-1-1)		1	8	7	55
		Firearm Enhancement (35-50-2-11)	-	-	-	3
Murder Total			1	8	7	58

Felony Level	Primary Offense	Secondary Offense	Jun-19		This Calendar Year	
			SEX		SEX	
			F	M	F	M
Habitual Offender	Habitual Offender (35-50-2-8)		-	-	-	6
		Habitual Offender Controlled Substance (35-50-2-10)	-	1	-	3
Habitual Offender Total			0	1	0	9

Grand Total	Jun-19		This Calendar Year	
	SEX		SEX	
	F	M	F	M
Grand Total	145	801	1091	5765

Note: Offense data may not be available for all offenders at the time this table was prepared.
Only new commitments and probation violations are reported on this table.
Parole and Community Transition Program violators are excluded on this table.
Source: SAS - all.citations_mso.pgm

Indiana Department of Correction
 Table 12
 Number of New Admissions by Most Serious Offense
 Committed to the Indiana Department of Correction

June 2019

Felony Level	Primary Offense	Secondary Offense	Jun-19		This Calendar Year	
			SEX		SEX	
			F	M	F	M
Level A Felony	Burglary (35-43-2-1)		-	-	-	3
	Child Molesting (35-42-4-3)		-	2	1	14
	Dealing Cocaine or Narcotic Drug (35-48-4-1)		-	4	1	16
	Dealing Methamphetamine (35-48-4-1.1)		-	-	5	1
	Possession of Cocaine or Narcotic Drug (35-48-4-6)		-	-	-	1
	Robbery (35-42-5-1)		-	-	-	1
	Voluntary Manslaughter (35-42-1-3)		-	-	-	3
Level A Felony			0	6	7	39

Felony Level	Primary Offense	Secondary Offense	Jun-19		This Calendar Year	
			SEX		SEX	
			F	M	F	M
Level B Felony	Aggravated Battery (35-42-2-1.5)		-	-	-	3
	Arson (35-43-1-1)		-	-	-	3
	Battery (35-42-2-1)		-	-	-	3
	Burglary (35-43-2-1)		2	8	7	57
	Carjacking (35-42-5-2)		-	-	-	1
	Child Molesting (35-42-4-3)		-	2	-	8
	Criminal Confinement (35-42-3-3)		-	-	-	1
	Dealing Cocaine or Narcotic Drug (35-48-4-1)		-	2	3	40
	Dealing Methamphetamine (35-48-4-1.1)		-	4	12	37
	Dealing Sched I, II, or III Cntrld Sub (35-48-4-2)		2	3	10	19
	Felon in Possession of a Firearm (35-47-4-5)		-	-	1	5
	Incest (35-46-1-3)		-	-	-	1
	Neglect of a Dependent (35-46-1-4)		1	-	1	2
	Operating Vehicle Intoxicated/Death (9-30-5-5)		-	-	-	2
	Possession Methamphetamine (35-48-4-6.1)		-	-	1	3
	Possession of Cocaine or Narcotic Drug (35-48-4-6)		-	-	2	2
	Rape (35-42-4-1)		-	1	-	4
	Robbery (35-42-5-1)		-	4	1	30
	Sexual Misconduct with a Minor (35-42-4-9)		-	-	-	6
Level B Felony Total			5	24	38	227

Felony Level	Primary Offense	Secondary Offense	Jun-19		This Calendar Year	
			SEX		SEX	
			F	M	F	M
Level C Felony	Battery (35-42-2-1)		-	1	-	6
	Burglary (35-43-2-1)		-	3	-	20
	Child Exploitation (35-42-4-4)		-	-	-	1
	Child Molesting (35-42-4-3)		-	2	-	19
	Corrupt Business Influence (35-45-6-2)		-	-	-	3
	Criminal Recklessness (35-42-2-2)		-	-	1	-
	Dealing Marijuana, Hash Oil, or Hashish (35-48-4-10)		-	-	-	1
	Dealing Sched IV Controlled Substance (35-48-4-3)		-	-	1	1
	Driving After Forfeiture (9-12-3-2)		-	-	-	1
	Failure to Register as a Sex Offender (11-8-8-17)		-	-	-	1
	Firearm w/in One Mile of School (35-47-2-1)		-	-	-	2
	Forgery (35-43-5-2)		-	4	1	16
	Fraud on Financial Institution (35-43-5-8)		-	-	-	2
	Handgun Violation (35-47-2-7)		-	-	-	1
	Intimidation (35-45-2-1)		-	-	-	1
	Neglect of a Dependent (35-46-1-4)		-	-	1	-
	Non-Support of Dependent Child (35-46-1-5)		-	2	1	20
	Oper Veh Intox Prev Conv (9-30-5-2)		-	-	1	-
	Operating Vehicle w/Lifetime Suspension (9-30-10-17)		-	-	-	6
	Operating Vehicle-Habitual Violation (9-30-10-16)		-	-	-	2
	Possession Methamphetamine (35-48-4-6.1)		-	-	-	1
	Possession of Cocaine or Narcotic Drug (35-48-4-6)		-	-	1	2
	Possession of Precursors (35-48-4-14.5)		-	-	-	2
	Robbery (35-42-5-1)		-	1	-	6
	Sexual Misconduct with a Minor (35-42-4-9)		-	1	-	4
	Welfare Fraud (35-43-5-7)		1	-	2	-
	Level C Felony Total			1	14	9

Felony Level	Primary Offense	Secondary Offense	Jun-19		This Calendar Year	
			SEX		SEX	
			F	M	F	M
Level D Felony	Auto Theft, Receiving Stolen Parts (35-43-4-2.5)		-	1	-	2
	Battery (35-42-2-1)		-	-	-	1
	Check Fraud (35-43-5-12)		1	-	1	-
	Criminal Confinement (35-42-3-3)		-	1	-	1
	Criminal Mischief (35-43-1-2)		-	-	1	-
	Dealing/Poss. Look-Alike Subs (35-48-4-11.5)		-	-	1	-
	Driving While Suspended/Oper Veh HTV (9-30-10-16)		-	-	1	2
	Exploit Endangered Adult (35-46-1-12)		-	-	-	1
	Fail to Stop Accident w/Injury (9-26-1-1)		1	-	1	-
	Failure to Return to Lawful Detention (35-44-3-5)		-	-	-	1
	Fraud (35-43-5-4)		-	1	-	1
	Maintaining a Common Nuisance (35-48-4-13)		1	-	2	-
	Neglect of a Dependent (35-46-1-4)		-	-	-	1
	Non-Support of a Child (35-46-1-5)		-	-	-	3
	Operating Vehicle Intox-Prior (9-30-5-3)		-	-	-	3
	Poss. of Marijuana, Hash Oil, or Hashish (35-48-4-11)		-	-	-	2
	Possession - Syringe/Needle (16-42-19-18)		-	-	1	-
	Possession of Cocaine or Narcotic Drug (35-48-4-6)		-	2	1	5
	Possession of Controlled Substance (35-48-4-7)		-	-	-	5
	Possession of Meth(35-48-4-6.1)		-	-	2	1
	Residential Entry (35-43-2-1.5)		-	-	-	1
	Resisting Law Enforcement (35-44-3-3)		-	1	-	2
	Sexual Battery (35-42-4-8)		-	-	-	3
Sexual Misconduct with a Minor (35-42-4-9)		-	1	-	1	
Theft, Receiving Stolen Property (35-43-4-2)		1	1	1	22	
Welfare Fraud (35-43-5-7)		-	-	-	2	
Level D Felony Total			4	8	12	60

Felony Level	Primary Offense	Secondary Offense	Jun-19		This Calendar Year	
			SEX		SEX	
			F	M	F	M
Level 1 Felony	Aggravated Battery (35-42-2-1.5)		-	-	-	2
	Attempt to Commit a Felony (35-41-5-1)	Murder (35-42-1-1)	-	1	1	10
	Burglary (35-43-2-1)		-	-	-	4
	Child Molesting (35-42-4-3)		-	9	1	38
	Neglect of a Dependent/Death (35-46-1-4)		-	-	2	1
	Rape (35-42-4-1)		-	2	-	7
	Sex Misconduct w/ Minor (35-42-4-9)		-	-	-	1
Level 1 Felony Total			0	12	4	63

Felony Level	Primary Offense	Secondary Offense	Jun-19		This Calendar Year		
			SEX		SEX		
			F	M	F	M	
Level 2 Felony	Aiding, Inducing or Causing an Offense (35-41-2-4)	Dealing Cocaine or Narcotic Drug (35-48-4-1)	-	-	1	-	
		Robbery (35-42-5-1)	-	-	-	1	
	Arson (35-43-1-1)	Attempt to Commit a Felony (35-41-5-1)	Robbery (35-42-5-1)	-	-	1	-
			Voluntary Manslaughter (35-42-1-3)	-	-	2	3
	Battery (35-42-2-1)	Burglary (35-43-2-1)	Voluntary Manslaughter (35-42-1-3)	-	-	-	1
			Robbery (35-42-5-1)	-	4	1	7
	Child Molesting (35-42-4-3)	Conspiracy (35-41-5-2)	Robbery (35-42-5-1)	-	-	-	1
			Burglary (35-43-2-1)	-	1	-	3
	Criminal Confinement (35-42-3-3)	Dealing Cocaine or Narcotic Drug (35-48-4-1)	Dealing Methamphetamine (35-48-4-1.1)	-	-	-	1
			Robbery (35-42-5-1)	1	-	1	-
	Dealing Cocaine or Narcotic Drug (35-48-4-1)	Dealing Methamphetamine (35-48-4-1.1)	Robbery (35-42-5-1)	-	-	1	-
			Dealing Methamphetamine (35-48-4-1.1)	7	11	28	87
	Dealing Sched I, II, or III Cntrld Sub (35-48-4-2)	Manufacturing Methamphetamine (35-42-4-5)	Dealing Methamphetamine (35-48-4-1.1)	-	-	-	2
			Robbery (35-42-5-1)	-	1	-	1
	Resisting Law Enforcement (35-44.1-3-1)	Robbery (35-42-5-1)	Robbery (35-42-5-1)	-	-	-	1
			Voluntary Manslaughter (35-42-1-3)	-	2	2	12
	Voluntary Manslaughter (35-42-1-3)		Voluntary Manslaughter (35-42-1-3)	-	1	2	11
	Level 2 Felony Total			9	28	43	178

Felony Level	Primary Offense	Secondary Offense	Jun-19		This Calendar Year	
			SEX		SEX	
			F	M	F	M
Level 3 Felony	Accident/Failure to Stop-Serious Inj/Death (9-26-1-1.1)		-	-	-	2
	Aggravated Battery (35-42-2-1.5)		-	7	4	40
	Aiding, Inducing or Causing an Offense (35-41-2-4)	Aggravated Battery (35-42-2-1.5)	-	-	-	1
		Dealing Methamphetamine (35-48-4-1.1)	-	-	1	1
	Arson (35-43-1-1)	Robbery (35-42-5-1)	-	-	1	3
		Voluntary Manslaughter (35-42-1-3)	-	-	-	1
	Attempt to Commit a Felony (35-41-5-1)	Aggravated Battery (35-42-2-1.5)	-	-	-	2
		Kidnapping (35-42-3-2)	-	-	-	1
Rape (35-42-4-1)	Robbery (35-42-5-1)	Robbery (35-42-5-1)	-	-	-	2
		Robbery (35-42-5-1)	-	1	1	5

Felony Level	Primary Offense	Secondary Offense	Jun-19		This Calendar Year	
			SEX		SEX	
			F	M	F	M
Level 3 Felony (con'td)	Battery (35-42-2-1)		-	1	1	5
	Burglary (35-43-2-1)		-	-	2	7
	Child Molesting (35-42-4-3)		-	2	-	14
	Conspiracy (35-41-5-2)	Burglary (35-43-2-1)	-	-	-	1
		Dealing Methamphetamine (35-48-4-1.1)	-	1	-	1
		Robbery (35-42-5-1)	-	-	-	1
	Criminal Confinement (35-42-3-3)		-	-	-	9
	Dealing Cocaine or Narcotic Drug (35-48-4-1)		-	12	4	43
	Dealing Methamphetamine (35-48-4-1.1)		4	7	20	60
	Dealing Sched I, II, or III Cntrld Sub (35-48-4-2)		1	-	3	2
	Dealing Sched IV Cntrld Sub (35-48-4-3)		-	1	-	3
	Domestic Battery SBI Under 14 (35-42-2-1.3A)		-	-	-	2
	Kidnapping (35-42-3-2)		-	1	-	4
	Manufacturing Meth (35-48-4-1.2)		-	-	-	2
	Neglect of a Dependent/Death (35-46-1-4)		-	1	8	4
	Possession of Cocaine or Narcotic Drug (35-48-4-6)		1	-	2	5
	Possession of Meth (35-48-4-6.1)		1	4	6	27
	Rape (35-42-4-1)		-	2	-	14
	Robbery (35-42-5-1)		1	20	13	140
	Level 3 Felony Total			8	60	66

Felony Level	Primary Offense	Secondary Offense	Jun-19		This Calendar Year		
			SEX		SEX		
			F	M	F	M	
Level 4 Felony	Aiding, Inducing or Causing an Offense (35-41-2-4)	Dealing Methamphetamine (35-48-4-1.1)	-	-	2	2	
		Possession of Meth (35-48-4-6.1)	-	-	1	-	
	Arson (35-43-1-1)		-	3	3	13	
	Attempt to Commit a Felony (35-41-5-1)	Burglary (35-43-2-1)	-	-	-	1	
		Conspiracy (35-41-5-2)	-	-	-	1	
		Pharmacy Robbery (35-45-5-1B)	-	-	-	1	
	Battery (35-42-2-1)		-	1	-	1	
	Burglary (35-43-2-1)		4	21	28	171	
	Child Exploitation (35-42-4-4)		-	-	-	3	
	Child Molesting (35-42-4-3)		-	9	1	48	
	Child Solicitation (35-42-4-6)		-	1	-	3	
	Conspiracy (35-41-5-2)	Burglary (35-43-2-1)	-	-	-	1	
		Conspiracy (35-41-5-2)	-	-	-	1	
		Dealing Cocaine or Narcotic Drug (35-48-4-1)	-	-	1	-	
		Dealing Methamphetamine (35-48-4-1.1)	-	-	1	1	
	Dealing Cocaine or Narcotic Drug (35-48-4-1)		4	3	12	37	
	Dealing Methamphetamine (35-48-4-1.1)		4	11	36	95	
	Dealing Sched I, II, or III Cntrld Sub (35-48-4-2)		1	-	5	5	
	Dealing Sched IV Controlled Substance (35-48-4-3)		-	-	-	2	
	Escape 35-44.1-3-4		-	-	-	1	
	Felon in Possession of a Firearm (35-47-4-5)		1	13	4	123	
	Human Sexual Trafficking (35-42-3-5-1)		-	-	-	1	
	Manufacturing Meth (35-48-4-1.2)		-	-	1	2	
	Operating Vehicle Intoxicated/Death (9-30-5-5)		-	1	3	4	
	Pharmacy Robbery (35-42-5-1(b))		-	-	1	-	
	Possession of Cocaine or Narcotic Drug (35-48-4-6)		1	1	3	14	
	Possession of Meth (35-48-4-6.1)		2	8	16	41	
	Sexual Battery (35-42-4-8)		-	-	-	1	
	Sexual Misconduct with a Minor (35-42-4-9)		1	5	3	26	
	Stalking (35-45-10-5)		-	1	-	2	
	Vicarious Sexual Gratification (35-42-4-5)		-	-	-	1	
	Level 4 Felony Total			18	78	121	602

Felony Level	Primary Offense	Secondary Offense	Jun-19		This Calendar Year	
			SEX		SEX	
			F	M	F	M
Level 5 Felony	Accident/Failure to Stop-Serious Inj/Death (9-26-1-8)		-	-	-	1
	Aiding, Inducing or Causing an Offense (35-41-2-4)	Assisting a Criminal (35-44.1-2-5)	-	-	1	-
		Burglary (35-43-2-1)	-	-	-	3
		Dealing Cocaine or Narcotic Drug (35-48-4-1)	-	-	-	1
		Dealing in Methamphetamine (35-48-4-1.1)	-	-	-	1
		Escape (35-44.1-3-4)	-	-	1	-
		Robbery (35-42-5-1)	-	1	-	2
	Assisting a Criminal (35-44.1-2-5)		-	-	1	6
	Attempt to Commit a Felony (35-41-5-1)	Battery (35-42-2-1)	-	1	1	3
		Fraud on Financial Institution (35-43-5-8)	-	-	1	2
		Kidnapping (35-42-3-2)	-	-	-	1
		Robbery (35-42-5-1)	-	-	-	3
	Auto Theft, Receiving Stolen Parts (35-43-4-2.5)		-	-	-	8
	Battery (35-42-2-1)		7	23	36	173
	Bribery (35-44.1-1-2)		-	-	1	2
	Burglary (35-43-2-1)		1	27	17	163
	Child Exploitation (35-42-4-4)		1	1	1	15
	Child Pornography (35-42-4-4(C))		-	-	-	2
	Child Possession of a Firearm (35-47-10-5)		-	-	-	2
	Child Seduction (35-42-4-7)		-	1	-	3

Felony Level	Primary Offense	Secondary Offense	Jun-19		This Calendar Year		
			SEX		SEX		
			F	M	F	M	
Level 5 Felony (cont'd)	Child Solicitation (35-42-4-6)		-	1	2	14	
	Conspiracy (35-41-5-2)	Dealing Cocaine or Narcotic Drug (35-48-4-1)	-	-	2	2	
		Dealing in Methamphetamine (35-48-4-1.1)	-	-	-	1	
		Fraud on Financial Institution (35-43-5-8)	-	-	-	1	
		Robbery (35-42-5-1)	-	1	-	1	
		Trafficking with an Inmate (35-44.1-3-5)	-	-	-	2	
		Conversion (35-43-4-3)		-	-	1	-
		Corrupt Business Influence (35-45-6-2)		1	3	4	11
		Criminal Confinement (35-42-3-3)		-	7	-	25
		Criminal Recklessness (35-42-2-2)		-	2	1	20
		Dangerous Control of a Handgun (35-47-10-6)		-	-	-	1
		Dealing Cocaine or Narcotic Drug (35-48-4-1)		3	3	18	51
		Dealing Marijuana, Hash Oil, or Hashish (35-48-4-10)		-	1	-	5
		Dealing Methamphetamine (35-48-4-1.1)		2	21	34	107
		Dealing Sched I, II, or III Cntrlrd Sub (35-48-4-2)		1	1	2	5
		Dealing Sched IV Cntrlrd Sub (35-48-4-3)		-	1	1	4
		Dealing in Methamphetamine (35-48-4-1.1)		5	12	25	88
		Dealing/Poss. Look-Alike Subs (35-48-4-4.6)		-	-	1	8
		Disarm/Attempt to Disarm an Officer (35-44.1-3-2)		-	-	-	6
		Domestic Battery (35-42-2-1.3)		1	11	7	79
		Escape (35-44.1-3-4)		1	1	8	24
		Fail to Stop Acc Death (9-26-1-1.1)		-	1	-	6
		Failure to Register as a Sex Offender (11-8-8-17)		-	3	2	43
		Firearm w/in One Mile of School (35-47-2-1)		2	14	10	130
		Fraud on Financial Institution (35-43-5-8)		1	5	11	21
		Incest (35-46-1-3)		-	-	1	-
		Insurance Fraud (35-43-5-4.5)		1	-	1	-
		Intimidation (35-45-2-1)		-	7	1	36
		Involuntary Manslaughter (35-42-1-4)		-	-	-	2
		Kidnapping (35-42-3-2)		-	-	-	3
		Manufacture Destruct Device (35-47.5-5-2)		-	-	-	1
		Neglect of a Dependent/Death (35-46-1-4)		-	2	2	7
		Non-Support of Dependent Child (35-46-1-5)		1	-	1	7
		Obliterating Handgun I.D. (35-47-2-18)		-	1	-	7
		Obstruction of Justice (35-44.1-2-2)		-	-	-	4
		Oper Veh Aft Life Susp (9-30-10-17)		1	16	6	101
		Operating Vehicle Intoxicated-Contrld Sub (9-30-5-1)		-	-	-	1
			Habitual Offender Controlled Substance (35-50-2-10)	-	-	-	1
		Operating Vehicle Intoxicated/Death (9-30-5-5)		-	-	-	4
		Operating Vehicle Intoxicated/Injury (9-30-5-4)		-	-	-	2
		Possession - Destruct Device (35-47.5-5-2)		-	1	-	1
		Possession of Cocaine or Narcotic Drug 35-48-4-6		3	9	11	38
		Possession of Precursors (35-48-4-14.5)		-	-	1	1
		Possession of Syringes or Needles (16-42-19-18)		-	-	3	4
		Possession/Use of Legend Drug (16-42-19-13)		1	-	2	1
		Prov Gun to Inel Per (35-47-2.5-16)		-	-	-	1
		Reckless Homicide (35-42-1-5)		-	-	2	5
		Resisting Law Enforcement (35-44.1-3-1)		-	-	-	3
		Robbery (35-42-5-1)		-	10	7	81
		Sexual Misconduct with a Minor (35-42-4-9)		1	2	1	25
		Stalking (35-45-10-5)		-	3	1	13
		Strangulation (35-42-2-9)		-	1	-	2
		Theft, Receiving Stolen Property (35-43-4-2)		2	4	6	21
		Trafficking with an Inmate (35-44.1-3-5)		1	1	13	12
	Level 5 Felony Total			37	199	248	1430

Felony Level	Primary Offense	Secondary Offense	Jun-19		This Calendar Year	
			SEX		SEX	
			F	M	F	M
Level 6 Felony	Aiding in Manufacture of Sch II Cont Subst (35-48-4-2)		-	-	-	1
	Assisting a Criminal (35-44.1-2-5)		-	-	1	1
	Auto Theft, Receiving Stolen Parts (35-43-4-2.5)		-	-	2	12
	Battery 35-42-2-1		-	1	2	17
	Check Deception (35-43-5-5)		-	-	-	1
	Controlled Substance Registration (35-48-4-14)		-	-	1	-
	Criminal Confinement (35-42-3-3)		-	-	-	4
	Criminal Confinement (35-42-3-3)		1	6	2	21
	Criminal Recklessness (35-42-2-2)		-	-	-	4
	Dealing Marijuana, Hash Oil, or Hashish (35-48-4-10)		-	1	-	1
	Dealing Subs. Represent as Cntrlrd Subs. (35-48-4-4.5)		-	-	-	1
	Dealing/Poss. Look-Alike Subs (35-48-4-10.5)		-	-	-	2
	Dealing/Poss. Look-Alike Subs (35-48-4-11.5)		-	-	-	3
	Dissemination of Matter Harmful to Minor (35-49-3-3)		-	-	-	1
	Escape 35-44.1-3-4		2	4	12	37
	Fail to Reg Sex Off (11-8-8-17)		-	1	-	5
	Forgery, Counterfeiting, Application Fraud (35-43-5-2)		-	2	3	18
	Habitual Veh Subst Offender Enhance (9-30-15.5-2)		-	-	1	-
	Identity Deception (35-43-5-3.5)		-	1	1	1
	Insurance Fraud (35-43-5-4.5)		1	-	4	4
Intimidation (35-45-2-1)		-	3	-	11	
Invasion of Privacy (35-46-1-15.1)		-	-	-	4	

Felony Level	Primary Offense	Secondary Offense	Jun-19		This Calendar Year	
			SEX		SEX	
			F	M	F	M
Level 6 Felony (cont'd)	Kidnapping (35-42-3-2)		-	-	-	1
	Maintain Common Nuisance (35-45-2-1(e))		-	-	3	1
	Maintaining Common Nuisance (35-48-4-13)		-	1	1	1
	Neglect of a Dependent/Death (35-46-1-4)		-	1	1	2
	Non-Support of Dependent Child (35-46-1-5)		-	-	-	5
	Obstruction of Justice (35-44.1-2-2)		-	-	-	2
	Oper Vehicle-Intox-Prev Conv (9-30-5-3)		1	-	2	10
		Habitual Offender Controlled Substance (35-50-2-10)	-	2	1	5
	Operating Vehicle Intoxicated-Contrlld Sub (9-30-5-1)		-	-	-	4
		Habitual Offender (35-50-2-8)	-	-	-	1
		Habitual Offender Controlled Substance (35-50-2-10)	-	-	-	1
	Operating Vehicle Intoxicated-Endanger (9-30-5-2)		-	2	2	11
		Habitual Offender Controlled Substance (35-50-2-10)	-	-	-	4
	Operating Vehicle Intoxicated/Injury (9-30-5-4)		-	-	-	2
	Operating Vehicle-Habitual Violation (9-30-10-16)		-	2	2	7
		Habitual Offender Controlled Substance (35-50-2-10)	-	-	-	1
	Possession Sched IV Contrld Sub w/in 1,000 ft (35-48-4-7)		-	-	1	-
	Possession of Cocaine or Narcotic Drug (35-48-4-6)		-	4	7	21
	Possession of Marijuana (35-48-4-11)		-	-	-	1
	Possession of Meth(35-48-4-6.1)		2	8	30	68
	Possession of Syringes or Needles (16-42-19-18)		2	4	14	25
	Possession or Use of Legend Drug (16-42-19-13)		-	-	1	2
	Residential Entry (35-43-2-1.5)		-	-	3	11
	Resisting Law Enforc (35-44.1-3-1)		-	3	2	17
	Sexual Battery (35-42-4-8)		-	-	-	1
	Stalking (35-45-10-5)		-	-	-	2
	Strangulation (35-42-2-9)		-	1	-	5
Synthetic ID Deception (35-43-5-3.8)		-	-	1	1	
Theft, Receiving Stolen Property (35-43-4-2)		2	11	26	66	
Unlawful Entry by Sex Offender (35-42-4-14)		-	-	-	1	
Level 6 Felony Total			11	58	126	428

Felony Level	Primary Offense	Secondary Offense	Jun-19		This Calendar Year	
			SEX		SEX	
			F	M	F	M
Murder	Murder (35-42-1-1)		1	6	6	47
		Firearm Enhancement (35-50-2-11)	-	-	-	3
Murder Total			1	6	6	50

Grand Total	Jun-19		This Calendar Year	
	SEX		SEX	
	F	M	F	M
	94	493	680	3597

Note: Offense data may not be available for all offenders at the time this table was prepared.
Only new commitments and probation violations are reported on this table.
Parole and Community Transition Program violators are excluded on this table.
Source: SAS - all.citations_mso.pgm

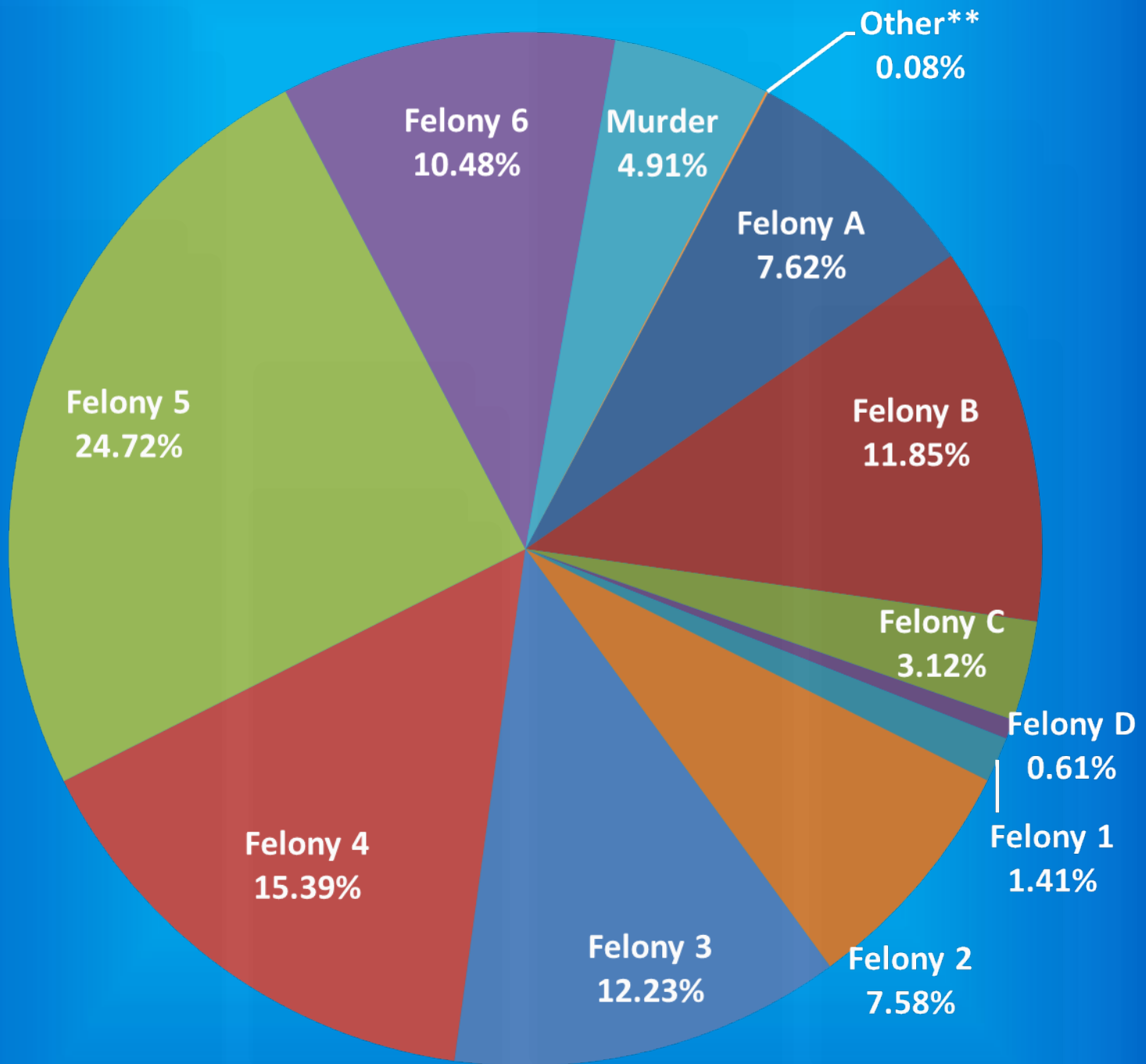
Indiana Department of Correction

Graph A

Female Population by Most Serious Offense Felony Level*

July 01, 2019

N = 2,664



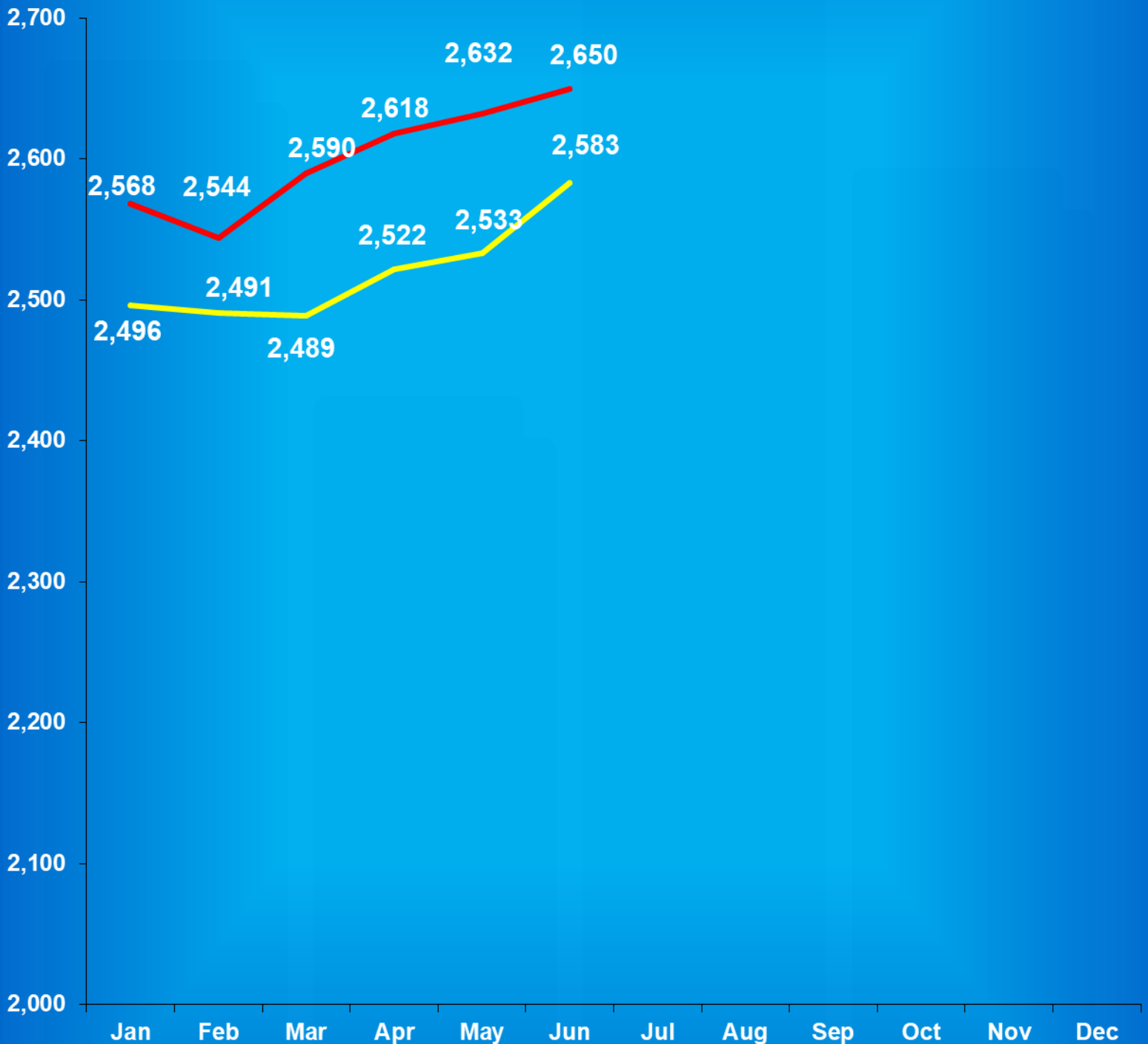
* Includes Offenders Held in County Jails and Contracted Beds

** Other includes Safekeepers, Predispositions, Habitual Offenders, Misdemeanants, and Unknowns

Indiana Department of Correction

Graph B

Average Daily Adult Female Offender Populations Calendar Year 2019



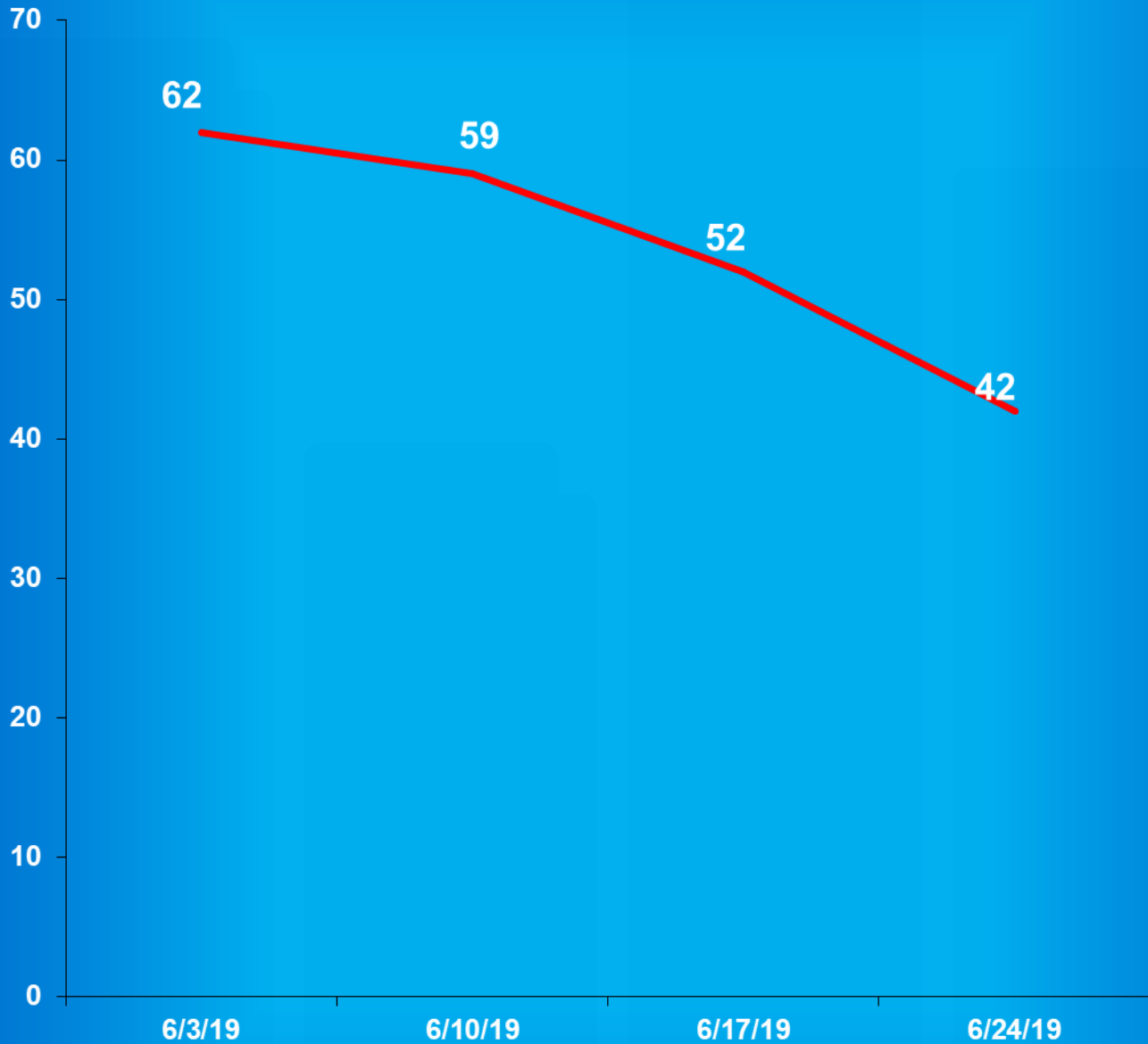
— Includes County Jail/Contract Beds — Excludes County Jail/Contract Beds

Indiana Department of Correction

Graph C

Adult Females Held in County Jails

June 2019



- Offenders held in county jails are newly sentenced offenders with completed court documents who are awaiting transfer to a DOC facility.

- Jail counts are a dynamic number that are affected by a variety of factors, including; sentencing trends, available DOC beds, and intake process completion.

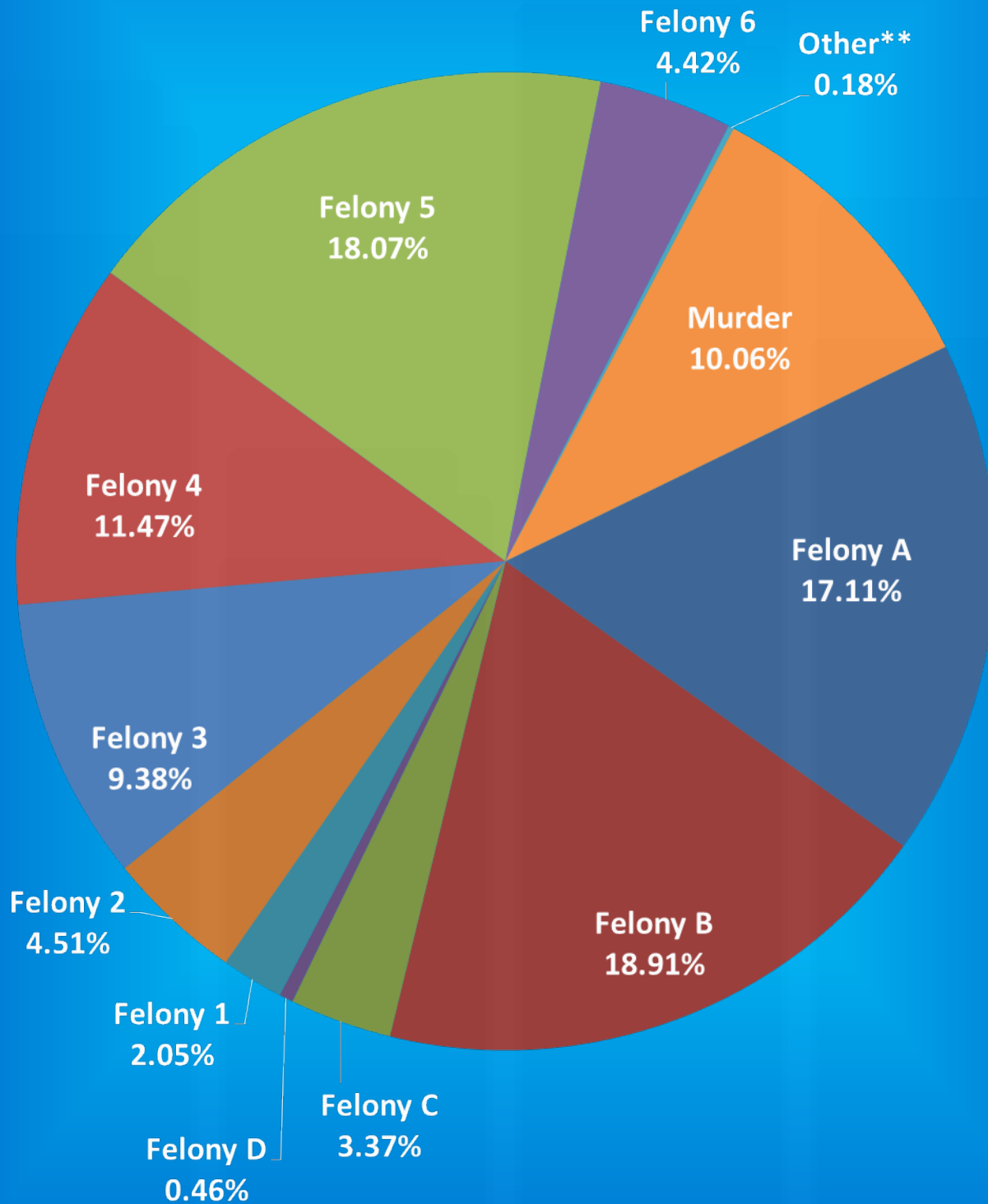
Indiana Department of Correction

Graph D

Male Population by Most Serious Offense Felony Level*

July 01, 2019

N = 24,479



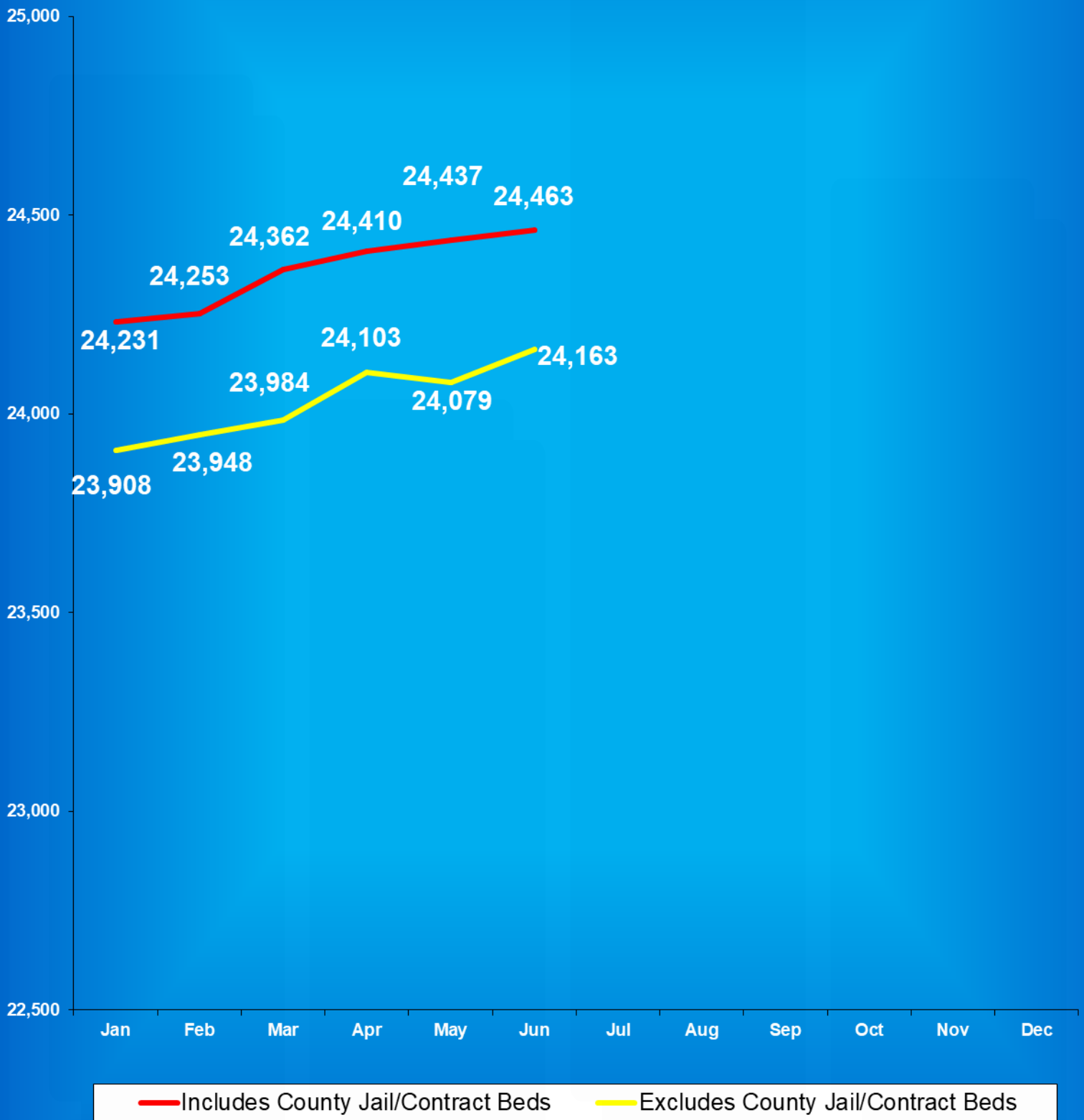
* Includes Offenders Held in County Jails and Contracted Beds

** Other includes Safekeepers, Predispositions, Habitual Offenders, Misdemeanants, and Unknowns

Indiana Department of Correction

Graph E

Average Daily Adult Male Offender Populations Calendar Year 2019

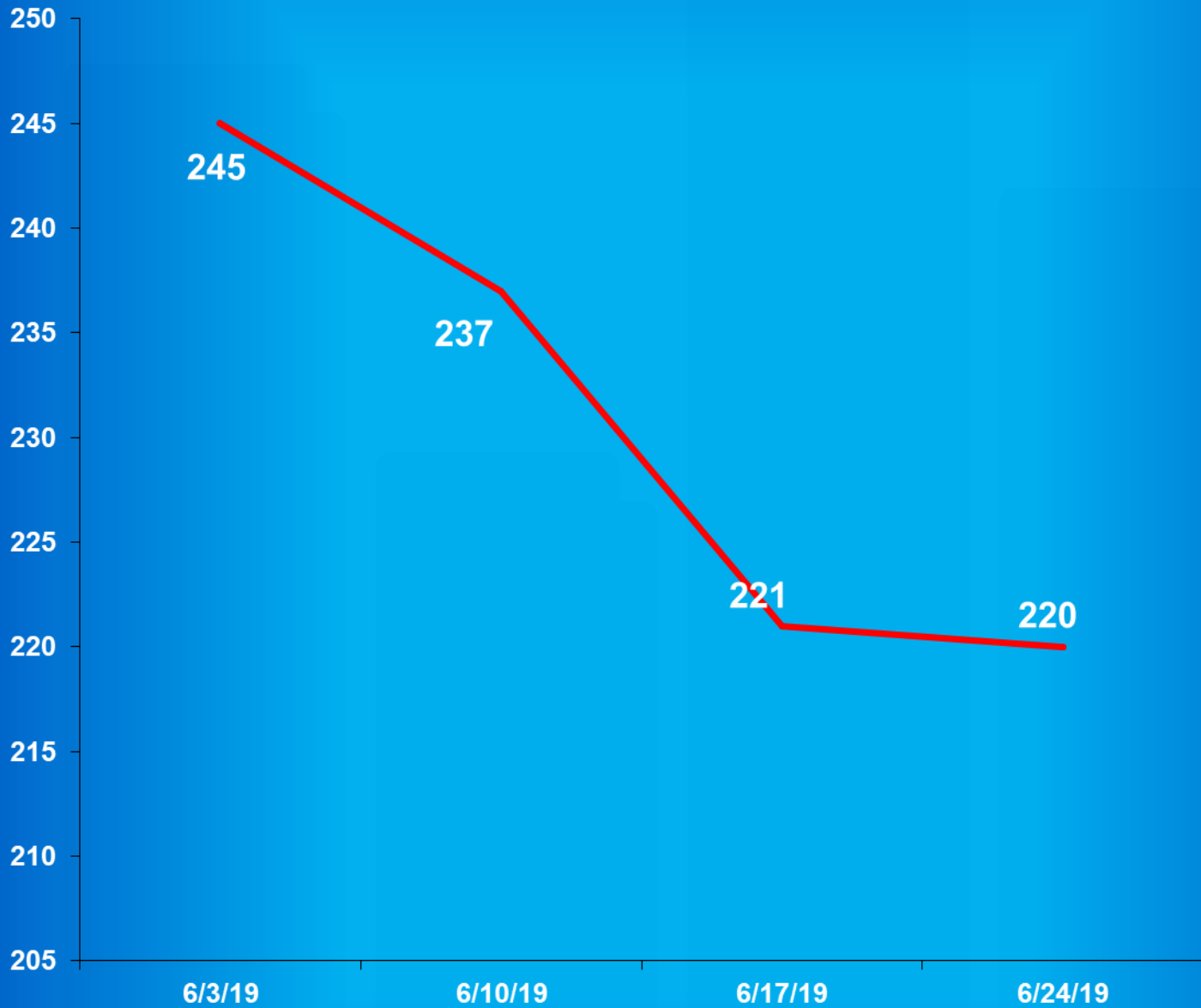


Indiana Department of Correction

Graph F

Adult Males Held in County Jails

June 2019



- Offenders held in county jails are newly sentenced offenders with completed court documents who are awaiting transfer to a DOC facility.

- Jail counts are a dynamic number that are affected by a variety of factors, including; sentencing trends, available DOC beds, and intake process completion.



Juvenile Offender Statistics



Indiana Department Of Correction
Table 13
Monthly Facility Admissions and Releases

Juvenile Offenders
June 2019

Admissions of All Juvenile Males

New Commitment	Re-Commitment	Parolee Return	Return From Escape	Diagnostics/Walk-Thrus
19	8	0	0	8

Releases of All Juvenile Males

Discharge	Parole	Escape	Diagnostics/Walk-Thrus
28	6	0	7

Admissions of All Juvenile Females

New Commitment	Re-Commitment	Parolee Return	Return From Escape	Diagnostics/Walk-Thrus
3	0	2	0	1

Releases of All Juvenile Females

Discharge	Parole	Escape	Diagnostics/Walk-Thrus
4	1	0	2

Sources:

SAS - mnthadm4_pgm_tbl13.pgm

SAS - mnthext4_pgm_tbl13.pgm

Indiana Department of Correction

Table 14

New Admissions by County of Commitment - Juveniles

June 2019

County	Admission Type			County	Admission Type		
	New Commits	Re Commits	Total		New Commits	Re Commits	Total
Adams	0	0	0	Madison	1	0	1
Allen	0	0	0	Marion	2	2	4
Bartholomew	0	0	0	Marshall	0	0	0
Benton	0	0	0	Martin	0	0	0
Blackford	1	0	1	Miami	1	0	1
Boone	0	0	0	Monroe	0	0	0
Brown	0	0	0	Montgomery	0	0	0
Carroll	0	0	0	Morgan	0	0	0
Cass	1	0	1	Newton	0	0	0
Clark	0	0	0	Noble	0	0	0
Clay	0	0	0	Ohio	0	0	0
Clinton	0	0	0	Orange	0	0	0
Crawford	0	0	0	Owen	0	0	0
Daviess	0	0	0	Parke	0	0	0
Dearborn	1	0	1	Perry	1	0	1
Decatur	1	0	1	Pike	0	0	0
DeKalb	0	0	0	Porter	0	0	0
Delaware	0	0	0	Posey	0	0	0
Dubois	0	1	1	Pulaski	0	0	0
Elkhart	1	0	1	Putnam	0	1	1
Fayette	0	1	1	Randolph	0	0	0
Floyd	1	0	1	Ripley	0	0	0
Fountain	0	0	0	Rush	0	0	0
Franklin	0	0	0	St. Joseph	2	0	2
Fulton	0	0	0	Scott	0	0	0
Gibson	0	0	0	Shelby	0	0	0
Grant	1	0	1	Spencer	0	0	0
Greene	0	0	0	Starke	0	0	0
Hamilton	0	0	0	Steuben	0	0	0
Hancock	1	1	2	Sullivan	0	0	0
Harrison	0	0	0	Switzerland	0	0	0
Hendricks	0	0	0	Tippecanoe	0	0	0
Henry	0	0	0	Tipton	0	0	0
Howard	0	0	0	Union	0	0	0
Huntington	0	0	0	Vanderburgh	2	1	3
Jackson	0	0	0	Vermillion	0	0	0
Jasper	0	0	0	Vigo	1	0	1
Jay	1	0	1	Wabash	0	0	0
Jefferson	0	0	0	Warren	0	0	0
Jennings	0	0	0	Warrick	0	0	0
Johnson	1	0	1	Washington	0	0	0
Knox	1	1	2	Wayne	0	0	0
Kosciusko	0	0	0	Wells	0	0	0
LaGrange	0	0	0	White	0	0	0
Lake	1	0	1	Whitley	0	0	0
LaPorte	0	0	0	Unknown	0	0	0
Lawrence	0	0	0	Totals	22	8	30

This data is based on most serious offense and excludes parole violations.

Source: Mnthadm4_pgm_tbl14.pgm

Indiana Department of Correction

Table 15

Monthly Releases by County of Commitment - Juveniles

June 2019

County	Release Type			County	Release Type		
	Discharge	Parole	Total		Discharge	Parole	Total
Adams	0	0	0	Madison	0	0	0
Allen	0	0	0	Marion	5	0	5
Bartholomew	0	0	0	Marshall	0	1	1
Benton	0	0	0	Martin	0	0	0
Blackford	0	0	0	Miami	1	0	1
Boone	0	0	0	Monroe	0	0	0
Brown	0	0	0	Montgomery	0	0	0
Carroll	0	0	0	Morgan	0	0	0
Cass	0	0	0	Newton	0	0	0
Clark	0	0	0	Noble	1	0	1
Clay	0	0	0	Ohio	0	0	0
Clinton	0	0	0	Orange	0	0	0
Crawford	0	0	0	Owen	0	0	0
Daviess	0	0	0	Parke	0	0	0
Dearborn	0	0	0	Perry	0	0	0
Decatur	0	0	0	Pike	0	0	0
DeKalb	0	0	0	Porter	0	0	0
Delaware	0	0	0	Posey	0	0	0
Dubois	0	0	0	Pulaski	0	0	0
Elkhart	0	0	0	Putnam	0	0	0
Fayette	0	0	0	Randolph	1	0	1
Floyd	0	0	0	Ripley	1	0	1
Fountain	0	0	0	Rush	0	0	0
Franklin	0	0	0	St. Joseph	7	0	7
Fulton	0	1	1	Scott	0	0	0
Gibson	0	0	0	Shelby	0	0	0
Grant	2	0	2	Spencer	0	0	0
Greene	0	1	1	Starke	0	0	0
Hamilton	1	0	1	Steuben	0	0	0
Hancock	1	0	1	Sullivan	0	0	0
Harrison	0	0	0	Switzerland	0	0	0
Hendricks	0	0	0	Tippecanoe	1	0	1
Henry	1	0	1	Tipton	0	0	0
Howard	3	0	3	Union	0	0	0
Huntington	0	0	0	Vanderburgh	1	2	3
Jackson	0	0	0	Vermillion	0	0	0
Jasper	0	0	0	Vigo	0	0	0
Jay	0	0	0	Wabash	1	0	1
Jefferson	0	0	0	Warren	0	0	0
Jennings	0	0	0	Warrick	0	0	0
Johnson	0	1	1	Washington	1	0	1
Knox	0	0	0	Wayne	0	0	0
Kosciusko	0	1	1	Wells	0	0	0
LaGrange	0	0	0	White	0	0	0
Lake	3	0	3	Whitley	0	0	0
LaPorte	0	0	0	Unknown	0	0	0
Lawrence	1	0	1	Totals	32	7	39

Some discharges may be releases to County Probation - data is unable to be separated.

Diagnostics and Escapes are excluded.

Source: Mnthext4_pgm_tbl15.pgm

Indiana Department of Correction
Table 16
Total Number of Committing Offenses for Juveniles
Committed to the Indiana Department of Correction

June 2019

OFFENSE (Citation Code)	NUMBER OF OFFENSES			
	This Month		This Calendar Year	
LEVEL I	Female	Male	Female	Male
Aggravated Battery (35-42-2-1.5)	0	0	0	0
Arson (35-43-1-1)	0	3	0	4
Battery (35-42-2-1)	0	3	4	10
Battery by Bodily Waste (35-42-2-6)	0	0	0	1
Burglary (35-43-2-1)	1	1	1	10
Carjacking (35-42-5-2)	0	0	0	0
Carrying Handgun w/o License (35-47-2-1)	0	0	0	1
Changing, Altering, Removing, Obliterating ID of Handgun (35-47-2-18)	0	0	0	1
Child Exploitation (35-42-4-4)	0	0	0	2
Child Molesting (35-42-4-3)	0	0	1	7
Child Seduction (35-42-4-7)	0	0	0	0
Child Selling (35-46-1-4)	0	0	0	0
Child Solicitation (35-42-4-6)	0	0	0	0
Child in Possession of Handgun (35-47-10-5)	0	0	0	3
Consumer Product Tampering (35-45-8-3)	0	0	0	0
Criminal Confinement (35-42-3-3)	0	1	0	1
Criminal Deviate Conduct (35-42-4-2)	0	0	0	0
Criminal Gang Intimidation (35-45-9-4)	0	0	0	0
Criminal Gang Recruitment	0	0	0	0
Criminal Recklessness (35-42-2-2)	0	1	0	3
Dangerous Possession of a Firearm (35-47-10-5)	0	1	0	12
Dealing in a Sawed-Off Shotgun (35-47-5-4.1)	0	0	0	0
Distribution of a Destructive Device (IC 35-47.5-5-5)	0	0	0	0
Domestic Battery (35-42-2-1.3)	0	0	0	1
Driving While Intoxicated Resulting in Death (9-30-5-5)	0	0	0	0
False Application for Handgun (35-47-2-8)	0	0	0	0
False, Altering Handgun License (35-47-2-22)	0	0	0	0
Feticide (35-42-1-6)	0	0	0	0
Handgun, False ID (35-47-2-17)	0	0	0	0
Incest (35-46-1-3)	0	0	0	0
Interference with Custody (35-42-3-4)	0	0	0	0
Intimidation (35-45-2-1)	0	0	0	0
Involuntary Manslaughter (35-42-1-4)	0	0	0	0
Kidnapping (35-42-3-2)	0	1	0	1
Murder (35-42-1-1)	1	0	1	1
Neglect of a Dependent (35-46-1-4)	0	0	0	0
Operation of a Machine Gun/Hurling a Bomb (35-47-5-9)	0	0	0	0
Overpass Mischief (35-42-2-5)	0	0	0	0
Pointing a Firearm (35-47-4-3)	0	1	0	2
Possession of Firearm on School Property (35-47-9-2)	0	0	0	1
Possession of a Machine Gun or Bomb (35-47-5-9)	0	0	0	0
Rape (35-42-4-1)	0	0	0	2
Reckless Homicide (35-42-1-5)	0	1	0	2
Resisting Law Enforcement (35-44-3-3)	0	0	0	0
Robbery (35-42-5-1)	0	6	4	15
Sell, Manufacture, Possess, Purchase Explosive (35-47-5-1)	0	0	0	0
Sell, Transfer, HIV Blood (35-42-1-7)	0	0	0	0
Selling, Transferring, Giving Handgun to Under 18 (35-47-2-7)	0	0	0	0
Sexual Battery (35-42-4-8)	0	0	0	1
Sexual Misconduct (35-44-1-5)	0	0	0	0
Sexual Misconduct with a Minor (35-42-4-9)	0	0	0	0

LEVEL I (cont'd)

NUMBER OF OFFENSES

	This Month		This Calendar Year	
	Female	Male	Female	Male
Stalking (35-45-10-5)	0	0	0	0
Strangulation (35-42-2-9)	0	0	0	0
Unlawful Delivery of Confiscated Firearm (35-47-3-4)	0	0	0	0
Unlawful Use of Body Armor (35-47-5-13)	0	0	0	0
Unlawful Use of Stun Gun (35-47-8-5)	0	0	0	0
Vicarious Sexual Gratification (35-42-4-5)	0	0	0	0
Voluntary Manslaughter (35-42-1-3)	0	0	0	0
Sub-Total	2	19	11	81

LEVEL II

Assisting a Criminal (35-44-3-2)	0	0	0	0
Chinese Throwing Star (35-47-5-12)	0	0	0	0
Criminal Gang Activity (35-45-9-3)	0	0	0	0
Criminal Recklessness (35-42-2-2)	0	0	0	0
Dealing Anabolic Steroid (16-42-19-27)	0	0	0	0
Dealing Methamphetamine (35-48-4-1.1)	0	0	0	0
Dealing in Cocaine or Narcotic Drug (35-48-4-1)	0	0	0	0
Dealing in Marijuana, Hash Oil, or Hashish (35-48-4-10)	0	0	0	1
Dealing in a Schedule I, II, or III Controlled Substance (35-48-4-2)	0	0	1	0
Dealing in a Schedule IV Controlled Substance (35-48-4-3)	0	0	0	0
Dealing in a Schedule V Controlled Substance (35-48-4-4)	0	0	0	0
Dealing in a Substance Represented to be a Controlled Substance (35-48-4-4.5)	0	0	0	0
Delivery of Weapon to Intoxicated Person (35-47-4-1)	0	0	0	0
Disarming Law Enforcement Officer (35-44.1-3-2)	0	0	0	0
Escape/Failure to Return to Lawful Detention (35-44-3-5)	0	0	2	0
Inmate w/ Deadly Weapon (35-44.1-3-7)	0	0	0	0
Interference with Custody (35-42-3-4)	0	0	0	0
Intimidation (35-45-2-1)	0	2	0	6
Knife with Automatic Blade (35-47-5-2)	0	0	0	0
Loan Sharking (35-45-7-2)	0	0	0	0
Maintaining a Common Nuisance (35-48-4-13)	0	0	0	0
Making loan secured by mortgage, deposit or pledge of handgun (35-47-4-2)	0	0	0	0
Manufacture, Distribution, Possession of a Substance Represented to be a Controlled Substance (35-48-4-4.5)	0	0	0	0
Neglect of a Dependent (35-46-1-4)	0	0	0	0
Poss Precursors w/ Intent to Manufacture Etc. (35-48-4-14.5)	0	0	0	0
Possession of a Controlled Substance (35-48-4-7)	0	0	0	0
Possession of a Knife on School Property (35-47-5-2.5)	0	0	0	0
Promoting Prostitution (35-45-4-4)	0	0	0	0
Purchase, Possession or Sale of Stun Gun (35-47-8-5)	0	0	0	0
Resisting Law Enforcement (35-44-3-3)	0	1	0	8
Rioting with a Deadly Weapon (35-45-1-2)	0	0	0	0
Sale, Possession, Use of Legend Drug (16-42-19-27)	0	0	0	0
Sexual Misconduct with a Minor (35-42-4-9)	0	0	0	0
Stalking (35-45-10-5)	0	0	0	0
Trafficking with an Inmate (35-44-3-9)	0	0	0	0
Use of Stun Gun in Commission of a Crime (35-47-8-5)	0	0	0	0
Sub-Total	0	3	3	15

LEVEL III

Accident /Failure to Stop (9-26-1-8)	0	0	0	0
Accident, Property Damage with Injury (9-26-1-8)	0	0	0	0
Altering or Damaging Computer (35-43-1-4)	0	0	0	0
Auto Theft, Receiving Stolen Parts (35-43-4-2.5)	0	3	0	8
Battery (35-42-2-1)	1	5	4	14
Battery by Bodily Waste (35-42-2-6)	0	0	0	0
Bestiality	0	0	0	0
Bribery (35-44-1-1)	0	0	0	0

NUMBER OF OFFENSES

LEVEL III (cont'd)	This Month		This Calendar Year	
	Female	Male	Female	Male
Burglary (35-43-2-1)	0	0	0	0
Check Deception (35-43-5-5)	0	0	0	0
Check Fraud (35-43-5-12)	0	0	0	0
Child Exploitation (35-42-4-4)	0	0	0	0
Controlled Substance Registration (35-48-4-14)	0	0	0	0
Conversion (35-43-4-3)	0	0	0	1
Criminal Mischief (35-43-1-2)	0	1	1	7
Criminal Recklessness (35-42-2-2)	0	0	0	0
Criminal Trespass (35-43-2-2)	0	0	0	2
Dealing in Altered Property (35-43-4-2.3)	0	0	0	0
Dealing in Marijuana, Hash Oil, or Hashish (35-48-4-10)	0	0	0	0
Dealing in Paraphernalia (35-48-4-8.5)	0	0	0	0
Dealing in a Schedule IV Controlled Substance (35-48-4-3)	0	0	0	0
Distribution of Material Harmful to Minor (35-49-3-3)	0	0	0	0
Escape/Failure to Return to Lawful Detention (35-44-3-5)	1	2	2	12
Failure to Appear (35-44-3-6)	0	0	0	0
False Reporting (35-44-2-2)	0	0	0	0
Forgery (35-43-5-2)	0	0	0	0
Fraud (35-43-5-4)	0	0	0	1
Fraud on Financial Institution (35-45-5-8)	0	0	0	0
Home Improvement Fraud (35-43-6-13)	0	0	0	0
Identity Deception (35-43-5-3.5)	0	0	0	0
Interference with Custody (35-42-3-4)	0	0	0	0
Interference with Reporting Crime (35-42-2-5)	0	0	0	0
Invasion of Privacy (35-46-1-15.1)	0	0	0	0
Kill Domestic Animal	0	0	0	0
Manufacture of Paraphernalia (35-48-4-8.1)	0	0	0	0
Nonsupport of Child (35-46-1-5)	0	0	0	0
Nonsupport of Spouse (35-46-1-6)	0	0	0	0
Obscene Performance (35-49-3-1)	0	0	0	0
Obstructing Fireman (35-44-3-8)	0	0	0	0
Obstructing Traffic (35-42-2-4)	0	0	0	0
Obstruction of Justice (35-44-3-4)	0	0	0	0
Operating Vehicle After Lifetime Forfeiture (9-30-10-17)	0	0	0	0
Operating Vehicle While Intoxicated (9-30-5-4)	0	0	0	0
Operating Vehicle While Intoxicated with Prior (9-30-5-3)	0	0	0	0
Patronizing a Prostitute (35-45-4-3)	0	0	0	0
Perjury (35-44-2-1)	0	0	0	0
Possession of Cocaine or Narcotic Drug (35-48-4-6)	0	0	0	0
Possession of Marijuana, Hash Oil, or Hashish (35-48-4-11)	0	0	0	0
Possession of Methamphetamines (35-48-4-6.1)	0	1	0	1
Possession of Paraphernalia (35-48-4-8.3)	0	0	0	0
Possession of a Controlled Substance (35-48-4-7)	0	0	0	1
Possession of a Syringe (16-42-19-18)	0	0	0	0
Possession/Use of Legend Drug (16-42-19-13)	0	0	0	0
Professional Gambling (35-45-5-3)	0	0	0	0
Profiting from Adoption (35-46-1-9)	0	0	0	0
Promoting Professional Gambling (35-45-5-4)	0	0	0	0
Promoting Prostitution (35-45-4-4)	0	0	0	0
Prostitution (35-45-4-2)	0	0	0	0
Public Indecency (35-45-4-1)	0	0	0	0
Public Nudity (35-45-4-1.5)	0	0	0	0
Railroad Mischief (35-42-2-5.5)	0	0	0	0
Receiving Stolen Auto Parts (35-43-4-2.5)	0	0	0	0
Receiving Stolen Property (35-43-4-2)	0	0	0	0
Residential Entry (35-43-2-1.5)	0	1	0	3
Resisting Law Enforcement (35-44-3-3)	0	5	1	8
Rioting (35-45-1-2)	0	0	0	0
Sale, Possession, Use of Legend Drug (16-42-19-27)	0	0	0	0

NUMBER OF OFFENSES

LEVEL III (cont'd)	This Month		This Calendar Year	
	Female	Male	Female	Male
Selling, Distributing, Exhibiting Obscene Material (35-49-3-1)	0	0	0	0
Stalking (35-45-10-5)	0	0	0	0
Synthetic Drug (35-48-4-11.5)	0	0	0	0
TRAFFIC W/INMATE	0	0	1	0
Theft (35-43-4-2)	2	5	3	13
Torture or Mutilation of Animal (35-46-3-12)	0	0	0	0
Trafficking with an Inmate (35-44-3-9)	0	0	0	0
Unauthorized Possession of Prescription Form (35-48-4-14)	0	0	0	0
Unlawful Entry of Motor Vehicle (35-43-4-2.7)	0	0	0	0
Voyeurism (35-45-4-5)	0	0	0	0
Welfare Fraud (35-43-5-7)	0	0	0	0
Sub-Total	4	23	12	71

LEVEL IV

Absence From Home Detention (35-38-2.5-10)	0	0	0	0
Accident/Failure to Stop (9-26-1-8)	0	0	0	0
Alcohol Violation (31-37-2-6)	0	0	0	0
Animal Cruelty (35-46-3-12)	0	0	0	0
Assisting a Criminal (35-44-3-2)	0	0	0	0
Beats Vertebrate Animal (35-46-3-12)	0	0	0	0
Check Deception (35-43-5-5)	0	0	0	0
Common Nuisance (35-48-4-13)	0	0	0	0
Computer Trespassing (35-43-2-3)	0	0	0	0
Counterfeiting Auto Registration (9-18-2-42)	0	0	0	0
Counterfeiting a Driver's License (9-24-18-7)	0	0	0	0
Curfew Violation (31-37-2-5)	0	0	0	0
Deception (35-43-5-3)	0	0	0	0
Deer Outside Hours (14-22-6-1)	0	0	0	0
Deer w/ Illegal Device (14-22-6-1)	0	0	0	0
Disorderly Conduct (35-45-1-3)	0	0	0	3
Dissemination of Material Harmful to Minor (35-49-3-3)	0	0	0	0
Driving While Intoxicated (9-11-2-3)	0	0	0	0
Driving with Suspended License (9-24-19-2)	0	0	0	0
Exploitation of Dependent/Endangered Adult (35-46-1-12)	0	0	0	0
Failure to Appear (35-44-3-6)	0	0	0	0
Failure to Disclose Recruitment (35-46-4-4)	0	0	0	0
Failure to Respond to Summons (35-44-3-6.5)	0	0	0	0
False Auto Registration (9-18-2-44)	0	0	0	0
False Identity Statement (35-44-2-6)	0	0	0	0
False Informing (35-44-2-2)	0	0	0	1
Flag Desecration (35-45-1-4)	0	0	0	0
Glue Sniffing (35-46-6-2)	0	0	0	0
Habitual Disobedience of Parent, Guardian, or Custodian (Incorrigible) (31-37-2-4)	0	0	0	0
Harassment (35-45-2-2)	0	0	0	0
Home Improvement Fraud (35-43-6-12)	0	0	0	0
Illegal Consumption of Alcohol (7.1-5-7-7)	0	0	0	1
Illegal Possession of Alcohol (7.1-5-7-7)	0	0	0	0
Impairment of ID Number (35-43-7-4)	0	0	0	0
Interference with Custody (35-42-3-4)	0	0	0	0
Interfering with Law Enforcement Animal (35-46-3-11)	0	0	0	0
Invasion of Privacy (35-46-1-15.1)	0	0	0	0
Leaving Home w/o Permission of Parent, Guardian or Custodian (Runaway) (31-37-2-2)	0	0	0	0
Maintaining a Common Nuisance (35-48-4-13)	0	0	0	0
Nitrous Oxide Distribution (35-46-6-3)	0	0	0	0
Obscene Performance (35-49-3-1)	0	0	0	0
Obstructing Medical Emergency (35-44-3-8.5)	0	0	0	0
Obstructing Traffic (35-42-2-4)	0	0	0	0
Official Misconduct (35-44.1-1-1)	0	0	0	0
Operating Vehicle While Intoxicated (9-30-5-2)	0	0	0	0

LEVEL IV (cont'd)	NUMBER OF OFFENSES			
	This Month		This Calendar Year	
	Female	Male	Female	Male
Operating Vehicle While Intoxicated/Cntrl'd Sub (9-30-5-1)	0	0	0	0
Operating Vehicle w/o License (9-24-18-1)	0	0	1	4
Operating Vehicle w/o Proof of Financial (9-25-8-2)	0	0	0	0
Operating Vehicle w/o Registration/Plates (9-18-2-43)	0	0	0	0
Possession of Device/Interfere Test (35-43-5-18)	0	0	0	0
Possession of Marijuana, Hash Oil, or Hashish (35-48-4-11)	0	3	2	10
Possession of Paraphernalia (35-48-4-8.3)	0	1	0	2
Possession of Substance Represented to be a Controlled Substance (35-48-4-4.6)	0	0	0	0
Possession, Purchase, Accepting Tobacco (35-46-1-10.5)	0	0	0	0
Probation Violation	0	16	0	52
Public Intoxication (7.1-5-1-3)	0	0	0	0
Receiving Unidentified Property (35-43-7-5)	0	0	0	0
Reckless Driving (9-21-8-52)	0	0	0	0
Refusal to Aid Officer (35-44-3-7)	0	0	0	0
Refusal to Identify Self (34-28-5-3.5)	0	0	0	0
Selling, Distributing, Exhibiting Obscene Material (35-49-3-1)	0	0	0	0
Synthetic Drug (35-48-4-11.5)	0	0	0	0
Taking Deer/Turkey (14-22-6-1)	0	0	0	0
Tattooing a Minor (35-42-2-7)	0	0	0	0
Torture, Kill, Mutilate an Animal (35-46-3-12)	0	0	0	0
UNAUTH USE OF RR R/W	0	1	0	1
Unauthorized Possession of Prescription (35-48-4-14)	0	0	0	0
Unlawful Entry of Motor Vehicle (35-43-4-2.7)	0	4	0	4
Unlawful Gambling (35-45-5-2)	0	0	0	0
Unlawful Use of Railroad Right of Way (8-3-15-3)	0	0	0	0
Vending Machine Vandalism (35-43-4-7)	0	0	0	0
Violation Home Detention	0	0	0	0
Violation Suspended Commitment to DOC	0	0	3	0
Violation of Compulsory School Attendance Law (Truancy) (31-37-2-3)	0	0	0	0
Voyeurism (35-45-4-5)	0	0	0	0
Welfare Fraud (35-45-5-7)	0	0	0	0
Sub-Total	0	25	6	78
GRAND TOTAL NUMBER OF OFFENSES	6	70	32	245

Source: SAS - mnthadm4_by_offense.pgm

Indiana Department of Correction
Table 17
Number of Juvenile Offenders by Most Serious Offense
Committed to the Indiana Department of Correction

June 2019

MOST SERIOUS OFFENSE (Citation Code)	NUMBER OF JUVENILES			
	This Month		This Calendar Year	
LEVEL I	Female	Male	Female	Male
Arson (35-43-1-1)	0	0	0	1
Aggravated Battery (35-42-2-1.5)	0	0	0	0
Arson (35-43-1-1)	0	3	0	3
Battery (35-42-2-1)	0	3	5	13
Battery by Bodily Waste (35-42-2-6)	0	0	0	1
Burglary (35-43-2-1)	1	0	1	12
Carjacking (35-42-5-2)	0	0	0	0
Carrying Handgun w/o License (35-47-2-1)	0	0	0	1
Changing, Altering, Removing, Obliterating ID of Handgun (35-47-2-18)	0	0	0	1
Child Exploitation (35-42-4-4)	0	0	0	1
Child Molesting (35-42-4-3)	0	0	1	6
Child Seduction (35-42-4-7)	0	0	0	0
Child Selling (35-46-1-4)	0	0	0	0
Child Solicitation (35-42-4-6)	0	0	0	0
Child in Possession of Handgun (35-47-10-5)	0	0	0	1
Consumer Product Tampering (35-45-8-3)	0	0	0	0
Criminal Confinement (35-42-3-3)	0	0	0	0
Criminal Deviate Conduct (35-42-4-2)	0	0	0	0
Criminal Gang Intimidation (35-45-9-4)	0	0	0	0
Criminal Gang Recruitment	0	0	0	0
Criminal Recklessness (35-42-2-2)	0	0	0	3
Dangerous Possession of a Firearm (35-47-10-5)	0	1	0	10
Dealing in a Sawed-Off Shotgun (35-47-5-4.1)	0	0	0	0
Distribution of a Destructive Device (IC 35-47.5-5-5)	0	0	0	0
Domestic Battery (35-42-2-1.3)	0	0	0	4
Driving While Intoxicated Resulting in Death (9-30-5-5)	0	0	0	0
False Application for Handgun (35-47-2-8)	0	0	0	0
False, Altering Handgun License (35-47-2-22)	0	0	0	0
Feticide (35-42-1-6)	0	0	0	0
Handgun, False ID (35-47-2-17)	0	0	0	0
Incest (35-46-1-3)	0	0	0	0
Interference with Custody (35-42-3-4)	0	0	0	0
Intimidation (35-45-2-1)	0	0	0	0
Involuntary Manslaughter (35-42-1-4)	0	0	0	0
Kidnapping (35-42-3-2)	0	1	0	1
Murder (35-42-1-1)	1	0	1	1
Neglect of a Dependent (35-46-1-4)	0	0	0	0
Operation of a Machine Gun/Hurling a Bomb (35-47-5-9)	0	0	0	0
Overpass Mischief (35-42-2-5)	0	0	0	0
Pointing a Firearm (35-47-4-3)	0	1	0	2
Possession of Firearm on School Property (35-47-9-2)	0	0	0	1
Possession of a Machine Gun or Bomb (35-47-5-9)	0	0	0	0
Rape (35-42-4-1)	0	0	0	2
Reckless Homicide (35-42-1-5)	0	1	0	2
Resisting Law Enforcement (35-44-3-3)	0	0	0	0
Robbery (35-42-5-1)	0	5	3	17
Sell, Manufacture, Possess, Purchase Explosive (35-47-5-1)	0	0	0	0
Sell, Transfer, HIV Blood (35-42-1-7)	0	0	0	0
Selling, Transferring, Giving Handgun to Under 18 (35-47-2-7)	0	0	0	0
Sexual Battery (35-42-4-8)	0	0	0	1
Sexual Misconduct (35-44-1-5)	0	0	0	0

NUMBER OF JUVENILES

LEVEL I (cont'd)	This Month		This Calendar Year	
	Female	Male	Female	Male
Sexual Misconduct with a Minor (35-42-4-9)	0	0	0	0
Stalking (35-45-10-5)	0	0	0	0
Strangulation (35-42-2-9)	0	0	0	0
Unlawful Delivery of Confiscated Firearm (35-47-3-4)	0	0	0	0
Unlawful Use of Body Armor (35-47-5-13)	0	0	0	0
Unlawful Use of Stun Gun (35-47-8-5)	0	0	0	0
Vicarious Sexual Gratification (35-42-4-5)	0	0	0	0
Voluntary Manslaughter (35-42-1-3)	0	0	0	0
Sub-Total	2	15	11	84

LEVEL II

Assisting a Criminal (35-44-3-2)	0	0	0	0
Chinese Throwing Star (35-47-5-12)	0	0	0	0
Criminal Gang Activity (35-45-9-3)	0	0	0	0
Criminal Recklessness (35-42-2-2)	0	0	0	0
Dealing Anabolic Steroid (16-42-19-27)	0	0	0	0
Dealing Methamphetamine (35-48-4-1.1)	0	0	0	0
Dealing in Cocaine or Narcotic Drug (35-48-4-1)	0	0	0	0
Dealing in Marijuana, Hash Oil, or Hashish (35-48-4-10)	0	0	0	0
Dealing in a Schedule I, II, or III Controlled Substance (35-48-4-2)	0	0	1	0
Dealing in a Schedule IV Controlled Substance (35-48-4-3)	0	0	0	1
Dealing in a Schedule V Controlled Substance (35-48-4-4)	0	0	0	0
Dealing in a Substance Represented to be a Controlled Substance (35-48-4-4.5)	0	0	0	0
Delivery of Weapon to Intoxicated Person (35-47-4-1)	0	0	0	0
Disarming Law Enforcement Officer (35-44.1-3-2)	0	0	0	0
Escape/Failure to Return to Lawful Detention (35-44-3-5)	0	0	2	0
Inmate w/ Deadly Weapon (35-44.1-3-7)	0	0	0	0
Interference with Custody (35-42-3-4)	0	0	0	0
Intimidation (35-45-2-1)	0	2	0	3
Knife with Automatic Blade (35-47-5-2)	0	0	0	0
Loan Sharking (35-45-7-2)	0	0	0	0
Maintaining a Common Nuisance (35-48-4-13)	0	0	0	0
Making loan secured by mortgage, deposit or pledge of handgun (35-47-4-2)	0	0	0	0
Manufacture, Distribution, Possession of a Substance Represented to be a Controlled Substance	0	0	0	0
Neglect of a Dependent (35-46-1-4)	0	0	0	0
Poss precursors w/intent to manufacture etc. (35-48-4-14.5)	0	0	0	0
Possession of a Controlled Substance (35-48-4-7)	0	0	0	0
Possession of a Knife on School Property (35-47-5-2.5)	0	0	0	0
Promoting Prostitution (35-45-4-4)	0	0	1	0
Purchase, Possession or Sale of Stun Gun (35-47-8-5)	0	0	0	0
Resisting Law Enforcement (35-44-3-3)	0	0	0	4
Rioting with a Deadly Weapon (35-45-1-2)	0	0	0	0
Sale, Possession, Use of Legend Drug (16-42-19-27)	0	0	0	0
Sexual Misconduct with a Minor (35-42-4-9)	0	0	0	0
Stalking (35-45-10-5)	0	0	0	0
Trafficking with an Inmate (35-44-3-9)	0	0	0	0
Use of Stun Gun in Commission of a Crime (35-47-8-5)	0	0	0	0
Sub-Total	0	2	4	8

LEVEL III

Accident /Failure to Stop (9-26-1-8)	0	0	0	0
Accident, Property Damage with Injury (9-26-1-8)	0	0	0	0
Altering or Damaging Computer (35-43-1-4)	0	0	0	0
Auto Theft, Receiving Stolen Parts (35-43-4-2.5)	0	1	0	6
Battery (35-42-2-1)	0	2	2	11
Beastiality	0	0	0	0
Bribery (35-44-1-1)	0	0	0	0
Burglary (35-43-2-1)	0	0	0	0
Check Deception (35-43-5-5)	0	0	0	0

NUMBER OF JUVENILES

LEVEL III (cont'd)	This Month		This Calendar Year	
	Female	Male	Female	Male
Check Fraud (35-43-5-12)	0	0	0	0
Child Exploitation (35-42-4-4)	0	0	0	0
Controlled Substance Registration (35-48-4-14)	0	0	0	0
Conversion (35-43-4-3)	0	0	1	1
Criminal Mischief (35-43-1-2)	0	0	2	0
Criminal Recklessness (35-42-2-2)	0	0	0	0
Criminal Trespass (35-43-2-2)	0	0	0	4
Dealing in Altered Property (35-43-4-2.3)	0	0	0	0
Dealing in Marijuana, Hash Oil, or Hashish (35-48-4-10)	0	0	0	0
Dealing in Paraphernalia (35-48-4-8.5)	0	0	0	0
Distribution of Material Harmful to Minor (35-49-3-3)	0	0	0	0
Escape/Failure to Return to Lawful Detention (35-44-3-5)	0	0	2	3
Failure to Appear (35-44-3-6)	0	0	0	0
False Reporting (35-44-2-2)	0	0	0	0
Forgery (35-43-5-2)	0	0	0	0
Fraud (35-43-5-4)	0	0	0	0
Fraud on Financial Institution (35-45-5-8)	0	0	0	0
Home Improvement Fraud (35-43-6-13)	0	0	0	0
Identity Deception (35-43-5-3.5)	0	0	0	0
Interference with Custody (35-42-3-4)	0	0	0	0
Interference with Reporting Crime (35-42-2-5)	0	0	0	0
Invasion of Privacy (35-46-1-15.1)	0	0	0	0
Kill Domestic Animal	0	0	0	0
Manufacture of Paraphernalia (35-48-4-8.1)	0	0	0	0
Nonsupport of Child (35-46-1-5)	0	0	0	0
Nonsupport of Spouse (35-46-1-6)	0	0	0	0
Obscene Performance (35-49-3-1)	0	0	0	0
Obstructing Fireman (35-44-3-8)	0	0	0	0
Obstructing Traffic (35-42-2-4)	0	0	0	0
Obstruction of Justice (35-44-3-4)	0	0	0	0
Operating Vehicle After Lifetime Forfeiture (9-30-10-17)	0	0	0	0
Operating Vehicle While Intoxicated (9-30-5-4)	0	0	0	0
Operating Vehicle While Intoxicated with Prior (9-30-5-3)	0	0	0	0
Patronizing a Prostitute (35-45-4-3)	0	0	0	0
Perjury (35-44-2-1)	0	0	0	0
Possession of Cocaine or Narcotic Drug (35-48-4-6)	0	0	0	0
Possession of Marijuana, Hash Oil, or Hashish (35-48-4-11)	0	0	0	0
Possession of Methamphetamines (35-48-4-6.1)	0	0	0	1
Possession of Paraphernalia (35-48-4-8.3)	0	0	0	0
Possession of a Controlled Substance (35-48-4-7)	0	0	0	1
Possession of a Syringe (16-42-19-18)	0	0	0	0
Possession/Use of Legend Drug (16-42-19-13)	0	0	0	0
Professional Gambling (35-45-5-3)	0	0	0	0
Profiting from Adoption (35-46-1-9)	0	0	0	0
Promoting Professional Gambling (35-45-5-4)	0	0	0	0
Promoting Prostitution (35-45-4-4)	0	0	0	0
Prostitution (35-45-4-2)	0	0	0	0
Public Indecency (35-45-4-1)	0	0	0	0
Public Nudity (35-45-4-1.5)	0	0	0	0
Railroad Mischief (35-42-2-5.5)	0	0	0	0
Receiving Stolen Property (35-43-4-2)	0	0	0	0
Residential Entry (35-43-2-1.5)	0	1	0	3
Resisting Law Enforcement (35-44-3-3)	0	3	0	7
Rioting (35-45-1-2)	0	0	0	0
Sale, Possession, Use of Legend Drug (16-42-19-27)	0	0	0	0
Selling, Distributing, Exhibiting Obscene Material (35-49-3-1)	0	0	0	0
Stalking (35-45-10-5)	0	0	0	0
Synthetic Drug (35-48-4-11.5)	0	0	0	0
TRAFFIC W/INMATE	0	0	1	0
Theft (35-43-4-2)	1	2	1	10

NUMBER OF JUVENILES

LEVEL III (Cont.)	This Month		This Calendar Year	
	Female	Male	Female	Male
Torture or Mutilation of Animal (35-46-3-12)	0	0	0	0
Trafficking with an Inmate (35-44-3-9)	0	0	0	0
Unauthorized Possession of Prescription Form (35-48-4-14)	0	0	0	0
Unlawful Entry of Motor Vehicle (35-43-4-2.7)	0	0	0	0
Voyeurism (35-45-4-5)	0	0	0	0
Welfare Fraud (35-43-5-7)	0	0	0	0
Sub-Total	1	9	9	47
LEVEL IV				
Absence From Home Detention (35-38-2.5-10)	0	0	0	0
Accident/Failure to Stop (9-26-1-8)	0	0	0	0
Assisting a Criminal (35-44-3-2)	0	0	0	0
Beats Vertebrate Animal (35-46-3-12)	0	0	0	0
Check Deception (35-43-5-5)	0	0	0	0
Common Nuisance (35-48-4-13)	0	0	0	0
Computer Trespassing (35-43-2-3)	0	0	0	0
Counterfeiting Auto Registration (9-18-2-42)	0	0	0	0
Counterfeiting a Driver's License (9-24-18-7)	0	0	0	0
Curfew Violation (31-37-2-5)	0	0	0	0
Deception (35-43-5-3)	0	0	0	0
Disorderly Conduct (35-45-1-3)	0	0	1	1
Dissemination of Material Harmful to Minor (35-49-3-3)	0	0	0	0
Driving with Suspended License (9-24-19-2)	0	0	0	0
Exploitation of Dependent/Endangered Adult (35-46-1-12)	0	0	0	0
Failure to Appear (35-44-3-6)	0	0	0	0
Failure to Disclose Recruitment (35-46-4-4)	0	0	0	0
Failure to Respond to Summons (35-44-3-6.5)	0	0	0	0
False Auto Registration (9-18-2-44)	0	0	0	0
False Identity Statement (35-44-2-6)	0	0	0	0
False Informing (35-44-2-2)	0	0	1	0
Flag Desecration (35-45-1-4)	0	0	0	0
Glue Sniffing (35-46-6-2)	0	0	0	0
Habitual Disobedience of Parent, Guardian, or Custodian (Incorrigible) (31-37-2-4)	0	0	0	0
Harassment (35-45-2-2)	0	0	0	0
Home Improvement Fraud (35-43-6-12)	0	0	0	0
Illegal Consumption of Alcohol (7.1-5-7-7)	0	0	0	0
Illegal Possession of Alcohol (7.1-5-7-7)	0	0	0	0
Impairment of ID Number (35-43-7-4)	0	0	0	0
Interference with Custody (35-42-3-4)	0	0	0	0
Interfering with Law Enforcement Animal (35-46-3-11)	0	0	0	0
Invasion of Privacy (35-46-1-15.1)	0	0	0	0
Leaving Home w/o Permission of Parent, Guardian or Custodian (Runaway) (31-37-2-2)	0	0	0	0
Nitrous Oxide Distribution (35-46-6-3)	0	0	0	0
Obscene Performance (35-49-3-1)	0	0	0	0
Obstructing Medical Emergency (35-44-3-8.5)	0	0	0	0
Obstructing Traffic (35-42-2-4)	0	0	0	0
Operating Vehicle While Intoxicated (9-30-5-2)	0	0	0	0
Operating Vehicle While Intoxicated/Cntrl'd Sub (9-30-5-1)	0	0	0	0
Operating Vehicle w/o License (9-24-18-1)	0	0	1	0
Operating Vehicle w/o Proof of Financial (9-25-8-2)	0	0	0	0
Operating Vehicle w/o Registration/Plates (9-18-2-43)	0	0	0	0
Possession of Marijuana, Hash Oil, or Hashish (35-48-4-11)	0	0	1	8
Possession of Paraphernalia (35-48-4-8.3)	0	1	0	1
Possession of Substance Represented to be a Controlled Substance (35-48-4-4.6)	0	0	0	0
Possession, Purchase, Accepting Tobacco (35-46-1-10.5)	0	0	0	0
Probation Violation	0	0	0	0
Public Intoxication (7.1-5-1-3)	0	0	0	0
Receiving Unidentified Property (35-43-7-5)	0	0	0	0
Reckless Driving (9-21-8-52)	0	0	0	0
Refusal to Aid Officer (35-44-3-7)	0	0	0	0
Refusal to Identify Self (34-28-5-3.5)	0	0	0	0

NUMBER OF JUVENILES

LEVEL IV (cont'd)	This Month		This Calendar Year	
	Female	Male	Female	Male
Selling, Distributing, Exhibiting Obscene Material (35-49-3-1)	0	0	0	0
Synthetic Drug	0	0	0	0
Torture, Kill, Mutilate an Animal (35-46-3-12)	0	0	0	0
Unauthorized Possession of Prescription (35-48-4-14)	0	0	0	0
Unlawful Entry of Motor Vehicle (35-43-4-2.7)	0	0	0	0
Unlawful Gambling (35-45-5-2)	0	0	0	0
Unlawful Use of Railroad Right of Way (8-3-15-3)	0	0	0	0
Vending Machine Vandalism (35-43-4-7)	0	0	0	0
Violation Home Detention	0	0	0	0
Violation Suspended Commitment to DOC	0	0	0	0
Violation of Compulsory School Attendance Law (Truancy) (31-37-2-3)	0	0	0	0
Voyeurism (35-45-4-5)	0	0	0	0
Welfare Fraud (35-45-5-7)	0	0	0	0
Sub-Total	0	1	4	10
GRAND TOTAL NUMBER OF JUVENILES	3	27	28	149

Indiana Department of Correction
Table 18
Juvenile Female New Commitments

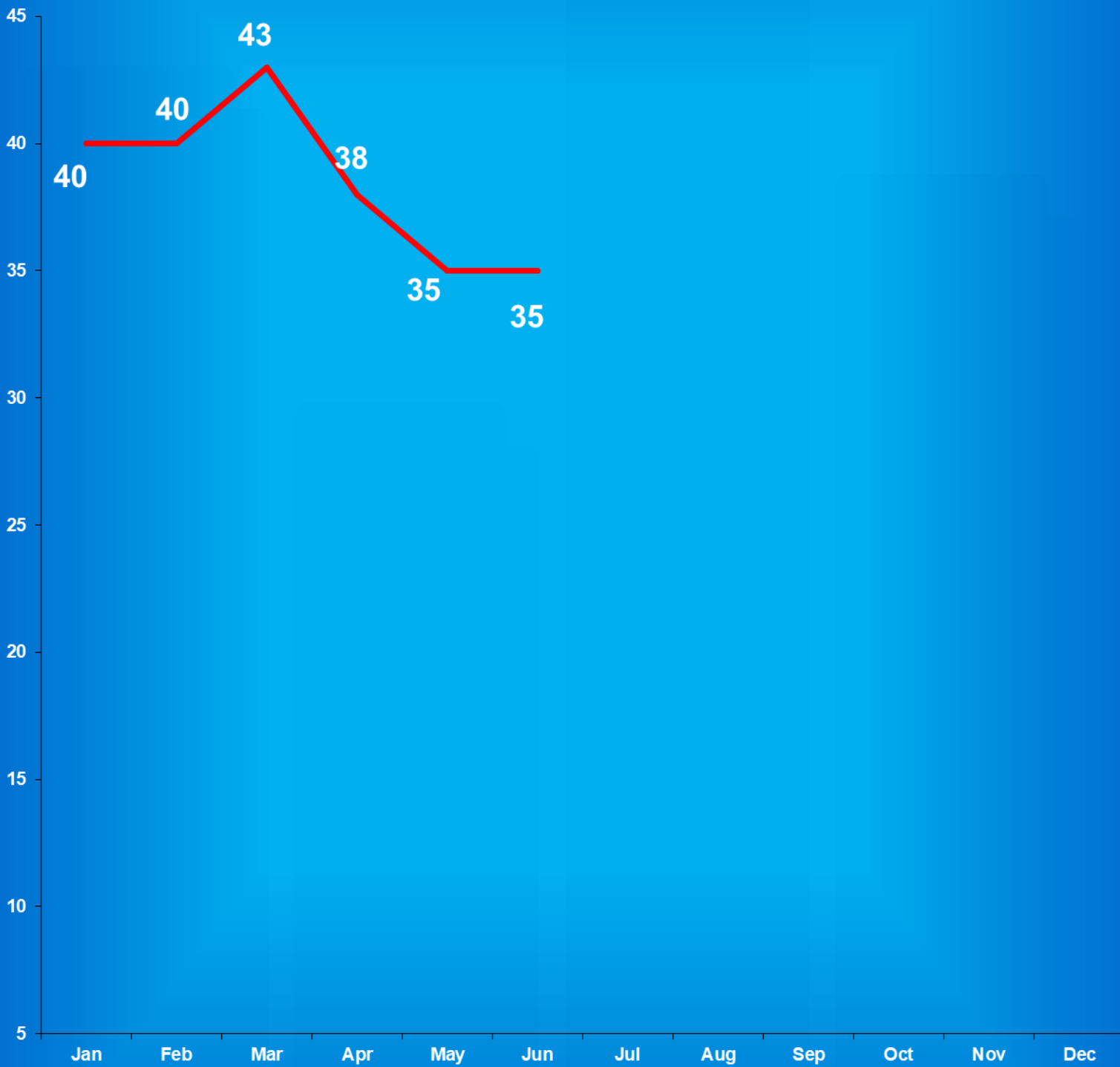
<u>Month</u>	<u>2015</u>	<u>2016</u>	<u>2017</u>	<u>2018</u>	<u>2019</u>
January	3	6	2	3	10
February	8	10	5	8	4
March	4	11	6	4	7
April	10	9	2	7	3
May	12	4	6	8	8
June	6	11	7	2	3
July	5	4	8	12	
August	10	4	5	4	
September	13	7	8	8	
October	0	5	6	5	
November	11	6	7	8	
December	<u>11</u>	<u>5</u>	<u>12</u>	<u>8</u>	
TOTALS	93	82	74	77	35

Source: SAS - mnthadm4.pgm

Indiana Department of Correction

Graph G

Average Daily Juvenile Female Offender Populations
Calendar Year 2019



Indiana Department of Correction
Table 19
Juvenile Male New Commitments

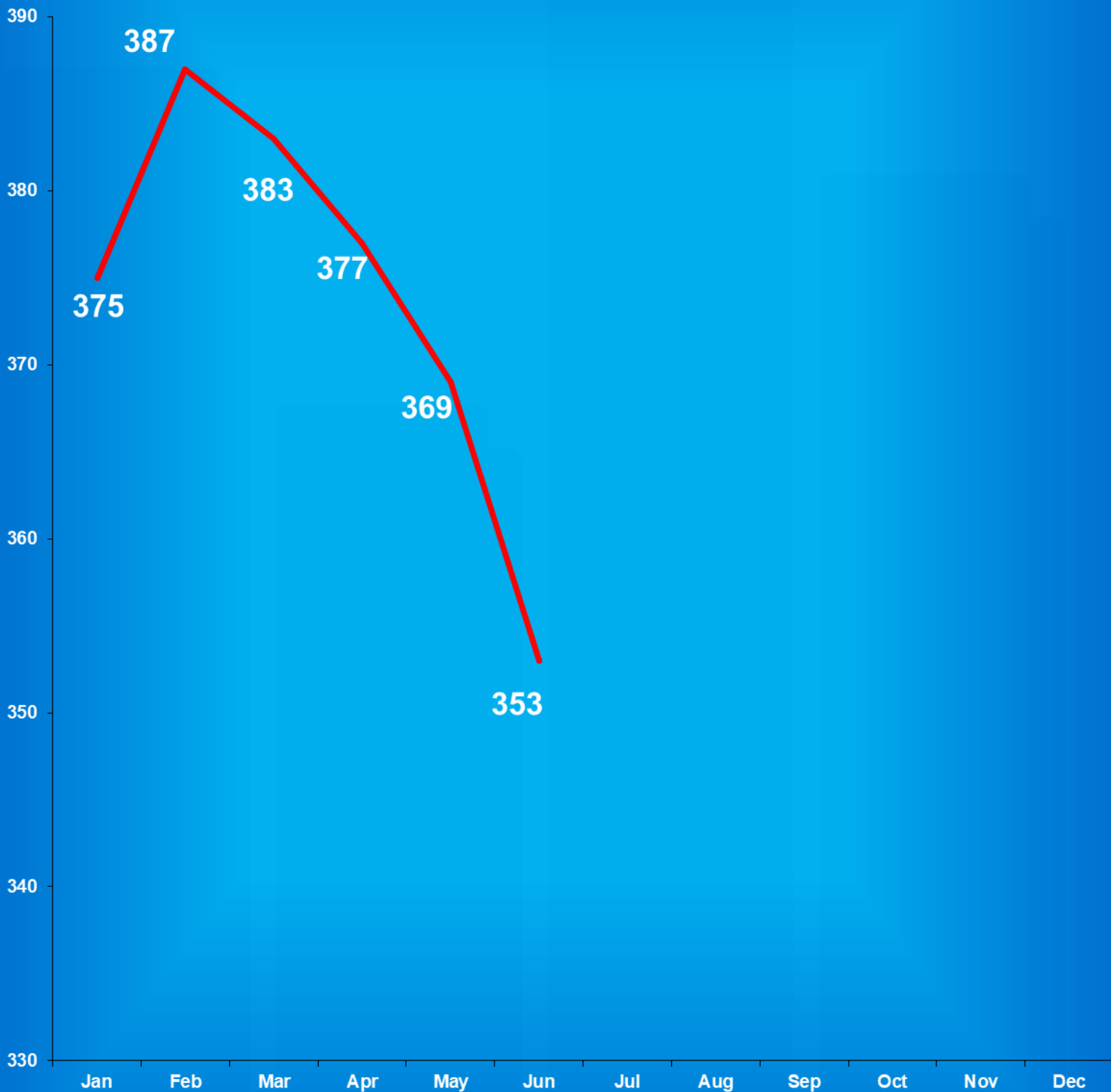
<u>Month</u>	<u>2015</u>	<u>2016</u>	<u>2017</u>	<u>2018</u>	<u>2019</u>
January	35	39	26	46	36
February	26	40	26	38	36
March	32	69	36	33	17
April	43	33	45	27	24
May	37	44	35	42	30
June	41	40	48	29	27
July	50	29	40	29	
August	31	38	48	28	
September	42	36	43	41	
October	45	24	39	24	
November	41	28	48	34	
December	<u>40</u>	<u>30</u>	<u>34</u>	<u>52</u>	
TOTALS	548	463	450	468	170

Source: SAS - mnthadm4.pgm

Indiana Department of Correction

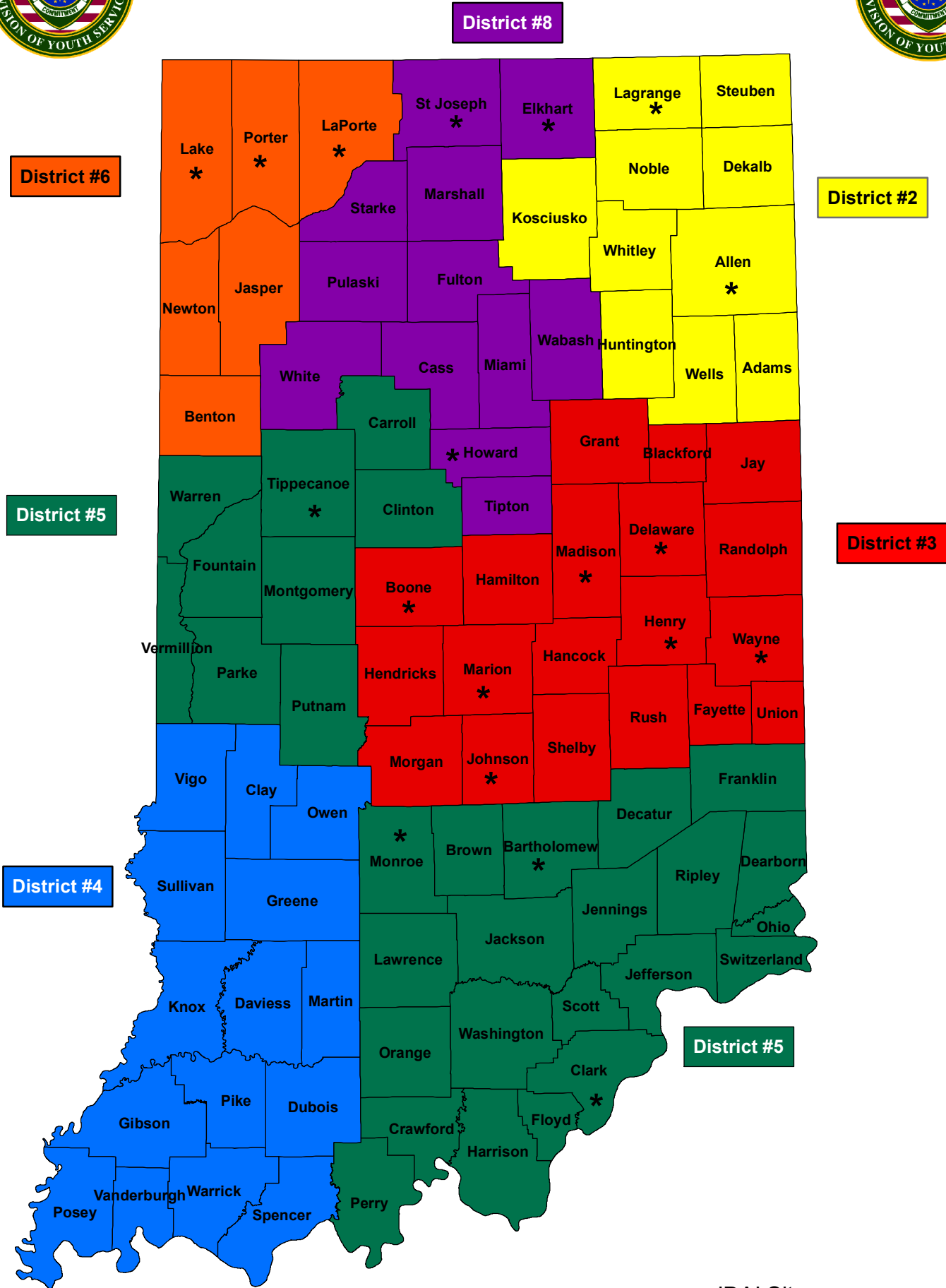
Graph H

Average Daily Juvenile Male Offender Populations Calendar Year 2019





Juvenile Reintegration Districts



*JDAI Site

Indiana Department of Correction
Table 20
Juvenile Parole Caseload on July 01, 2019

<u>Juvenile Reintegration Districts</u>	Indiana Parolees		Other Jurisdiction		<u>Total</u>
	<u>Juvenile Male</u>	<u>Juvenile Female</u>	<u>Juvenile Male</u>	<u>Juvenile Female</u>	
<i>Interstate Compact (RD0)*</i>	2	0	4	1	7
	<u>District Supervision Breakdown as follows:</u>				
Juv Reintegration District 2	18	1	2	0	21
Juv Reintegration District 3	8	0	0	0	8
Juv Reintegration District 4	3	1	0	0	4
Juv Reintegration District 5	1	2	0	0	3
Juv Reintegration District 6	4	1	2	0	7
Juv Reintegration District 8	12	2	0	1	15
Total	48	7	4	1	60

Total Juvenile Parole Population on the First Day of Each Month

<u>Calendar Year 2019</u>	Indiana Parolees		Other Jurisdiction		<u>Total</u>
	<u>Juvenile Male</u>	<u>Juvenile Female</u>	<u>Juvenile Male</u>	<u>Juvenile Female</u>	
January	38	6	5	0	49
February	42	7	6	1	56
March	43	9	7	1	60
April	50	8	7	1	66
May	49	10	6	1	66
June	51	8	5	1	65
July	48	7	4	1	60

** Includes Indiana parolees who are serving their parole in another state, as well as offenders from other States being supervised in Indiana (Interstate Compact)*

Sources:
Parole Division
SAS - juvparl2.pgm

**Indiana Department of Correction
Indiana Government Center South, Room E334
302 W. Washington Street
Indianapolis, IN 46204**

**Prepared by:
Chris Yirenkyi, Data Analyst
(317) 233-4765
cyirenkyi@idoc.IN.gov**

This report and previous reports may be found at:

<http://www.in.gov/idoc/2376.htm>



CHANGING LIVES

The logo for the Indiana Department of Correction is a circular seal. It features a central figure holding a scale and a sword, surrounded by the words "EMPLOYEES", "EFFICIENCY", and "EFFECTIVENESS". The outer ring of the seal contains the text "INDIANA DEPARTMENT OF CORRECTION" and is decorated with stars and stripes. To the right of the seal is a dark blue silhouette of the state of Indiana.

The Indiana Department of Correction advances public safety and successful re-entry through dynamic supervision, programming, and partnerships.