


Indiana Department of Correction

Division of Data Analytics



Offender Population Statistical Report
- MARCH 2020 -
Rob Carter, Commissioner

**Indiana Department of Correction
Indiana Government Center South, Room E334
302 W. Washington Street
Indianapolis, IN 46204**

**Prepared by:
Chris Yirenkyi, Data Analyst
(317) 233-4765
cyirenkyi@idoc.in.gov**

This report and previous reports may be found at:

<http://www.in.gov/idoc/2376.htm>



Definitions

For the purpose of this report, the following definitions apply:

Admission – The means by which an offender enters the custody or jurisdiction of the Indiana Department of Correction. For this report, with the exception of the return of an escapee, this does not include a return from a temporary absence.

Average Daily Population – The sum of the daily beginning counts for a month, divided by that month's number of daily beginning counts.

Beginning Count – The number of offenders physically present at the beginning of the day (ie, 0000:01 hours).

Class A Felony – An offense whereby a person convicted of this felony shall be imprisoned for a fixed term of thirty years, with not more than twenty years added for aggravating circumstances, or not more than ten years subtracted for mitigating circumstances.

Class B Felony – An offense whereby a person convicted of this felony shall be imprisoned for a fixed term of ten years, with not more than ten years added for aggravating circumstances, or not more than four years subtracted for mitigating circumstances.

Class C Felony – An offense whereby a person convicted of this felony shall be imprisoned for a fixed term of four years, with not more than four years added for aggravating circumstances, or not more than two years subtracted for mitigating circumstances.

Class D Felony – An offense whereby a person convicted of this felony shall be imprisoned for a fixed term of one and one-half years, with not more than one and one-half years added for aggravating circumstances, or not more than one year subtracted for mitigating circumstances.

Class 1 Felony – An offense whereby a person convicted of this felony shall be imprisoned with a sentence range of 20-40 years, with not more than twenty years added as a habitual offender enhancement.

Class 2 Felony – An offense whereby a person convicted of this felony shall be imprisoned with a sentence range of 10-30 years, with not more than twenty years added as a habitual offender enhancement.

Class 3 Felony – An offense whereby a person convicted of this felony shall be imprisoned with a sentence range of 3-16 years, with not more than twenty years added as a habitual offender enhancement.

Class 4 Felony – An offense whereby a person convicted of this felony shall be imprisoned with a sentence range of 2-12 years, with not more than twenty years added as a habitual offender enhancement.

Class 5 Felony – An offense whereby a person convicted of this felony shall be imprisoned with a sentence range of 1-6 years, with not more than six years added as a habitual offender enhancement.

Class 6 Felony – An offense whereby a person convicted of this felony shall be imprisoned with a sentence range of 0.5-2.5 years, with not more than six years added as a habitual offender enhancement.

Contracted Beds - Those offenders who have been committed to the Indiana Department of Correction, but are housed in a local work release facility under contract of a 3rd party provider.

County Jail "Back-ups" (Jail Bed Count) – Those offenders who have been committed to the Indiana Department of Correction, but are housed in a county jail until they can be transferred to a Department of Correction intake facility. The county receives \$35.00 per day, per offender, to house these offenders.

Ending Count – The number of offenders physically present at the end of the day (ie, 2400:00 hours).

Felon – A person convicted in any jurisdiction who might have been imprisoned for more than one year.

Murder - An offense whereby a person convicted of this felony shall be imprisoned for a fixed term of fifty-five years, with not more than ten years added for aggravating circumstances, or not more than ten years subtracted for mitigating circumstances.

Definitions Continued

Operational Capacity – The total bed capacity of the facility. The capacity of a facility is the number of beds authorized for safe and efficient operation of the facility.

Pre-Dispositional – An individual ordered by the Court to the Indiana Department of Correction for evaluation prior to sentencing.

Release – The means by which an offender leaves the custody or jurisdiction of the Indiana Department of Correction. For this report, with the exception of an escape, this does not include a temporary absence.

Safekeeper – An individual whom the Court has determined to be in imminent danger of serious bodily injury or death, or who represents a substantial threat to the safety of others, and whom the Court has ordered to the Indiana Department of Correction for custody and security control.

Maximum Level Facilities – Maximum security facilities have very restrictive security measures and housing is celled space.

Medium Level Facilities – Medium security facilities have moderate degree of security measures and housing consists of dormitories and celled space.

Minimum Level Facilities – Minimum Security Facilities have the least restrictive security measures and housing is dormitory style. Also included as minimum security are work release program offenders who leave the facility for outside employment but return nightly.

Intake Facilities – Intake facilities are designated to receive newly committed adult offenders. During the intake process each offender is evaluated through interviews, reports and diagnostic tests. This evaluation forms the basis of the offenders' facility and program assignment.

Secure Housing Units – Denotes maximum control with the most restrictive security measures in place.

Vacancy – The number of beds available for assignment.

Juvenile Diagnostic/Walkthrough – A Juvenile court can order a youth to the Department of Correction to be temporarily committed for not more than 14 days (excluding Saturdays, Sundays and Legal holidays) for the purpose of an evaluation. The youth must be adjudicated delinquent and the order has to be prior to disposition. The department will send a report to the court of the written findings.

Indiana Department of Correction Population Summary

- There were 24,683 adult male offenders (including 317 county jail “back-ups” and 72 in contracted beds) on April 01, 2020. This population is 2% below operational bed capacity for general population.
- There were 2,606 adult female offenders (including 36 county jail “back-ups” and 17 in contracted beds) on April 01, 2020. This population is 7% below the operational bed capacity.
- There were 350 juvenile male offenders in the Department’s facilities on April 01, 2020. This population is 37% below the operational bed capacity.
- There were 24 juvenile female offenders in the Department’s facilities on April 01, 2020. This population is 60% below the operational bed capacity.
- There were 5,318 adult males on parole in Indiana (4,879 Indiana parolees and 439 other jurisdiction parolees) April 01, 2020.
- There were 649 adult females on parole in Indiana (592 Indiana parolees and 57 other jurisdiction parolees) on April 01, 2020.
- There were 762 adults admitted to IDOC (667 males and 95 females) and 927 adults released from IDOC (818 males and 109 females) in March 2020.
- There were 35 juveniles admitted to IDOC (32 males and 3 females) and 34 juveniles released from IDOC (32 males and 2 females) in March 2020.

**Indiana Department of Correction
Human Resource Report**

March 31, 2020

ADULT FACILITIES

Facility	Total Staff*	Custody Staff	Non-Custody	Vacancies	Hires - Rehires	Retired - Terminated	Inter-Agency		Contract/Vendor		
							In	Out	Aramark	Health	Education
Branchville Correctional Facility	252	175	77	23	4	4	0	0	13	30	6
Chain O'Lakes Correctional Facility	26	18	8	5	1	0	0	0	5	2	0
Correctional Industrial Facility	298	225	73	70	12	9	0	0	13	24	3
Edinburgh Correctional Facility	70	55	15	2	1	1	0	0	6	6	1
Indiana State Prison/Lakeside	497	383	114	74	22	21	3	0	22	45	3
Indiana Women's Prison	186	130	56	7	0	5	0	0	6	22	6
Madison Correctional Facility	209	149	60	6	9	5	0	0	10	26	3
Miami Correctional Facility	429	315	114	126	19	17	2	1	32	56	10
New Castle Correctional Facility**	437	299	138	108	0	0	0	0	31	60	16
Pendleton Correctional Facility	421	297	124	105	23	13	0	0	17	49	1
Plainfield Correctional Facility	356	262	94	38	12	10	0	0	23	37	9
Putnamville Correctional Facility	443	323	120	82	11	19	1	0	20	37	10
Reception-Diagnostic Center	214	163	51	33	1	2	0	0	0	26	0
Rockville Correctional Facility	244	171	73	22	6	6	0	0	16	33	7
South Bend Comm. Re-Entry Center	37	24	13	5	0	0	0	0	4	3	0
Heritage Trail DOC Staff	22	0	22	3	0	0	0	0	0	11	8
Heritage Trail GEO Staff**	192	116	76	24	0	0	0	0	4	11	0
Wabash Valley Correctional Facility	593	463	130	53	10	15	0	0	37	61	3
Westville Correctional Facility	656	497	159	114	13	12	0	0	35	67	9
Total	5,582	4,065	1,517	900	144	139	6	1	294	606	95

JUVENILE FACILITIES

Facility	Total Staff*	Custody Staff	Non-Custody	Vacancies	Hires - Rehires	Retired - Terminated	Inter-Agency		Contract/Vendor		
							In	Out	Aramark	Health	Education
Camp Summit	59	41	18	5	1	0	0	0	4	7	2
Logansport Intake/North Central	164	108	56	23	5	8	0	0	9	12	2
Pendleton Juvenile Correctional	224	144	80	69	12	6	0	0	7	17	4
Total	447	293	154	97	18	14	0	0	20	36	8

ADMINISTRATIVE

Central Office***	Total	561	186	375	69	6	3	3	3	0	9	1.5
-------------------	--------------	------------	------------	------------	-----------	----------	----------	----------	----------	----------	----------	------------

TOTALS

STATE EMPLOYEE TOTAL	5,961	4,129	1,832	934	168	156	9	4	0	0	0
CONTRACT EMPLOYEE TOTAL	1,698	415	1,283	132	0	0	0	0	314	651	104
GRAND TOTAL	7,659	4,544	3,115	1,066	168	156	9	4	314	651	104

* Total Active Staff does not include those on disability, suspension, or leave with pay.

** New Castle Correctional Facility and Heritage Trail are privately contracted institutions. Their hire/rehire and termination/reire data is not provided to DOC.

*** Includes Technology Services Division, PEN Products, Staff Development and Training, and the Parole Division (counted as Custody Staff)

Note: Total staff, custody staff, non-custody staff, and vacancy data are as of the end of the month.

Hires and re-hires, retirements and terminations, intra-agency transfer in and transfer out are the total number of actions for the month.

Source: DOC Human Resource



Offender Statistics



Indiana Department of Correction
Table 1
Offender Population & Vacancy Numbers, by Facility Security Level
April 1, 2020

Minimum Security - Adult MALE

	March Ending Count	General Population Vacancies	Programs & Treatment Vacancies	Restricted Housing & Infirmery Vacancies	Down Beds	Held Beds
Chain O'Lakes	100	2	0	0	0	0
Edinburgh	338	5	0	0	0	1
Miami - MCA	200	3	0	0	0	1
New Castle - NCA	204	0	0	0	0	0
Pendleton - IRO	217	2	0	0	1	0
Westville - WCA	369	8	0	0	0	2
Wabash Valley - WVA	193	5	0	0	0	0
Total	1,621	25	0	0	1	4

Re-Entry & Work Release - Adult MALE

	March Ending Count	General Population Vacancies	Programs & Treatment Vacancies	Restricted Housing & Infirmery Vacancies	Down Beds	Held Beds
Bartholomew Co. Re-Entry	3	17	0	0	0	0
Chain O'Lakes Re-Entry	31	6	0	0	0	1
Lake Co. Re-Entry/M	7	3	0	0	0	0
South Bend Re-Entry	185	16	0	0	0	0
VOA/Hope Hall Re-Entry	16	4	0	0	0	0
Starke Co. PI - TC	46	0	2	0	0	0
Total	288	46	2	0	0	1

Medium Security - Adult MALE

	March Ending Count	General Population Vacancies	Programs & Treatment Vacancies	Restricted Housing & Infirmery Vacancies	Down Beds	Held Beds
Branchville	1,437	38	53	4	0	1
Correctional Industrial	1,465	27	0	2	0	1
Indiana State Prison ISO	371	13	0	0	0	1
Plainfield	1,502	17	0	4	164	9
Putnamville	2,152	14	10	0	334	0
Heritage Trail	858	10	0	0	0	0
Westville	2,631	40	16	83	157	14
New Castle	2,392	4	17	12	2	4
Total	12,808	163	96	105	657	30

Table 1 (Cont.)

Maximum Security - Adult MALE

	March Ending Count	General Population Vacancies	Programs & Treatment Vacancies	Restricted Housing & Infirmery Vacancies	Down Beds	Held Beds
Miami	2,849	96	6	14	11	8
Indiana State Prison	1,992	24	12	7	22	10
Pendleton	1,427	5	3	4	4	6
Pendleton Treatment Unit	175	0	81	0	4	0
ISR Secure Housing Unit	54	0	0	14	0	1
New Castle Annex	443	5	0	25	12	1
New Castle Mental Health	117	0	10	0	1	0
WCU Secure Housing Unit	106	0	0	1	3	0
Wabash Valley	1,731	8	27	9	4	6
WVS Secure Housing Unit	187	0	0	27	2	0
Reception Diag. Center	568	108	0	0	19	0
Total	9,649	246	139	101	82	32

Minumum Security & Re-Entry - Adult FEMALE

	March Ending Count	General Population Vacancies	Programs & Treatment Vacancies	Restricted Housing & Infirmery Vacancies	Down Beds	Held Beds
Madison	748	100	0	0	0	0
Jefferson Co. Re-Entry	57	15	0	0	0	0
Crane House	17	28	0	0	0	0
Total	822	143	0	0	0	0

Medium Security - Adult FEMALE

Rockville	976	10	43	12	0	0
Total	976	10	43	12	0	0

Maximum Security - Adult FEMALE
--

Women's Prison	686	29	5	6	0	1
Rockville Intake	86	126	0	0	0	0
Total	772	155	5	6	0	1

JAIL BED COUNT

Adult Male	317	N/A	N/A	N/A	N/A	N/A
Adult Female	<u>36</u>	<u>N/A</u>	<u>N/A</u>	<u>N/A</u>	<u>N/A</u>	<u>N/A</u>
Total	353					

Table 1 (Cont.)

JUVENILE OFFENDERS

Juvenile Male

	March Ending Count	General Population Vacancies	Programs & Treatment Vacancies	Restricted Housing & Infirmery Vacancies	Down Beds	Held Beds
Logansport Juvenile Intake/Diagnostic Facility	8	77	0	7	0	0
North Central Juvenile Correctional Facility	127	46	0	0	0	1
Pendleton Juvenile Correctional Facility	215	159	0	5	0	12
Total	350	282	0	12	0	13

Juvenile Female

LaPorte Juvenile Correctional Facility	24	36	0	2	0	0
--	----	----	---	---	---	---

TOTALS

	March Ending Count	General Population Vacancies	Programs & Treatment Vacancies	Restricted Housing & Infirmery Vacancies	Down Beds	Held Beds
GRAND TOTAL FOR ALL ADULT MALES (Includes Jail Bed Count and Contracted Beds)	24,683	480	237	206	740	67
TOTAL FOR ADULT MALES IDOC FACILITIES ONLY	24,294	456	235	206	740	67
GRAND TOTAL FOR ALL ADULT FEMALES (Includes Jail Bed Count and Contracted Beds)	2,606	308	48	18	0	1
TOTAL FOR ADULT FEMALES IDOC FACILITIES ONLY	2,553	265	48	18	0	1
TOTAL FOR JUVENILE MALES	350	282	0	12	0	13
TOTAL FOR JUVENILE FEMALES	24	36	0	2	0	0
GRAND TOTAL FOR THE DEPARTMENT (Includes Jail Bed Count and Contracted Beds)	27,663	1,106	285	238	740	81
GRAND TOTAL FOR THE DEPARTMENT (Excludes Jail Bed Count and Contracted Beds)	27,221	1,039	283	238	740	81

Sources: Planning Division Facility Body Count Report
 Planning Division Juvenile Daily Count Report
 OIS - Jail Bed Count
 Operational Support Services - Vacancy Report

Indiana Department of Correction
Table 2
Operational Capacity Compared to Population, by Facility
April 1, 2020

Minimum Security - Adult MALE					
	February	March	March	March	Percent +/-
	Operational	Operational	Adjusted	Ending	Capacity
	Capacity	Capacity	Operational	Count	Capacity
			Capacity*		
Chain O'Lakes	102	102	102	100	-2%
Edinburgh	344	344	343	338	-1%
Miami - MCA	204	204	203	200	-1%
New Castle - NCA	204	204	204	204	0%
Pendleton - IRO	220	220	219	217	-1%
Westville - WCA	379	379	377	369	-2%
Wabash Valley - WVA	<u>198</u>	<u>198</u>	<u>198</u>	<u>193</u>	<u>-3%</u>
Total	1,651	1,651	1,646	1,621	-2%

Re-Entry & Work Release - Adult MALE					
Bartholomew Co. Re-Entry	20	20	40	3	-93%
Chain O'Lakes Re-Entry	38	38	37	31	-16%
Lake Co. Re-Entry/M	10	10	10	7	-30%
South Bend Re-Entry	201	201	201	185	-8%
VOA/Hope Hall Re-Entry	20	20	20	16	-20%
Starke Co. PI - TC	<u>48</u>	<u>48</u>	46	46	0
Total	337	337	354	288	-19%

Medium Security - Adult MALE					
Branchville	1,533	1,533	1,475	1,437	-3%
Correctional Industrial	1,495	1,495	1,492	1,465	-2%
Indiana State Prison ISO	385	385	384	371	-3%
Plainfield	1,696	1,696	1,519	1,502	-1%
Putnamville	2,510	2,510	2,166	2,152	-1%
Heritage Trail	868	868	868	858	-1%
Westville	2,941	2,941	2,671	2,631	-1%
New Castle	<u>2,431</u>	<u>2,431</u>	<u>2,396</u>	<u>2,392</u>	<u>0%</u>
Total	13,859	13,859	12,971	12,808	-1%

Table 2 (Cont.)

Maximum Security - Adult MALE					
	February Operational Capacity	March Operational Capacity	March Adjusted Operational Capacity*	March Ending Count	Percent +/- Capacity
Miami	2,984	2,984	2,945	2,849	-3%
Indiana State Prison	2,067	2,067	2,003	1,992	-1%
Pendleton	1,449	1,449	1,432	1,427	0%
Pendleton Treatment Unit	260	260	175	175	0%
ISR Secure Housing Unit	69	69	54	54	0%
New Castle Annex	486	486	448	443	-1%
New Castle Mental Health	128	128	117	117	0%
WCU Secure Housing Unit	110	110	106	106	0%
Wabash Valley	1,785	1,785	1,739	1,731	0%
WVS Secure Housing Unit	216	216	187	187	0%
Reception Diag. Center	<u>695</u>	<u>695</u>	<u>568</u>	<u>568</u>	<u>0%</u>
Total	10,249	10,249	9,774	9,649	-1%

Minimum Security & Re-Entry - Adult FEMALE					
Madison	810	848	848	748	-12%
Jefferson Co. Re-Entry	72	72	72	57	-21%
Crane House	45	45	45	17	-62%
Total	927	965	965	822	-15%

Medium Security - Adult FEMALE					
Rockville	<u>1,041</u>	<u>1,041</u>	986	976	-1%
Total	1,041	1,041	986	976	-1%

Maximum Security - Adult FEMALE					
Women's Prison	727	727	715	686	-4%
Rockville Intake	<u>212</u>	<u>212</u>	<u>86</u>	<u>86</u>	<u>0%</u>
Total	939	939	801	772	-4%

JAIL BED COUNT**					
Adult Male	359	317	317	317	0%
Adult Female	<u>55</u>	<u>36</u>	<u>36</u>	<u>36</u>	<u>0%</u>
Total	414	353	353	353	0%

JUVENILE OFFENDERS					
	Juvenile Male				
Logansport Juvenile Intake/Diagnostic Facility	92	92	8	8	0%
North Central Juvenile Correctional Facility	174	174	173	127	-27%
Pendleton Juvenile Correctional Facility	<u>391</u>	<u>391</u>	<u>374</u>	<u>215</u>	<u>-43%</u>
Total	657	657	555	350	-37%

Table 2 (Cont.)

Juvenile Female

	February Operational Capacity	March Operational Capacity	March Adjusted Operational Capacity*	March Ending Count	Percent +/- Capacity
LaPorte Juvenile Correctional Facility	62	62	60	24	-60%

TOTALS					
	February Operational Capacity	March Operational Capacity	March Adjusted Operational Capacity*	March Ending Count	Percent +/- Capacity
GRAND TOTAL FOR ALL ADULT MALES (Includes Jail Bed Count and Contracted Beds)	26,455	26,413	25,062	24,683	-2%
TOTAL FOR ADULT MALES IDOC FACILITIES ONLY	25,998	25,998	24,629	24,294	-1%
GRAND TOTAL FOR ALL ADULT FEMALES (Includes Jail Bed Count and Contracted Beds)	2,962	2,981	2,788	2,606	-7%
TOTAL FOR ADULT FEMALES IDOC FACILITIES ONLY	2,862	2,900	2,707	2,553	-6%
TOTAL FOR JUVENILE MALES	657	657	555	350	-37%
TOTAL FOR JUVENILE FEMALES	62	62	60	24	-60%
GRAND TOTAL FOR THE DEPARTMENT (Includes Jail Bed Count** and Contracted Beds)	30,136	30,113	28,465	27,663	-3%
GRAND TOTAL FOR THE DEPARTMENT (Excludes Jail Bed Count and Contracted Beds)	29,579	29,617	27,951	27,221	-3%

*Adjusted Operational Capacity includes Intake Beds and excludes Down, Held, and Segregation/Infirmary, and Program/Treatment Hold Beds.

**Jail Bed Counts - IDOC offender Jail Bed holding is demand-based, therefore Jail Bed Percent Capacity is always 0%. Jail Bed Operational Capacity is determined by each county's availability and fluctuates from month to month.

Sources: Planning Division Facility Body Count Report
 Planning Division Juvenile Daily Count Report
 OIS - Jail Bed Count
 Operational Support Services - Vacancy Report

Indiana Department of Correction
Table 3
Facility Population on the First Day of Each Month
(Excludes County Jail "Back-ups" & Contracted Beds)

<u>2019</u>	<u>Adult</u> <u>Male</u>	<u>Adult</u> <u>Female</u>	<u>Juvenile</u> <u>Male</u>	<u>Juvenile</u> <u>Female</u>	<u>Total</u>
January	23,970	2,500	365	38	26,873
February	23,876	2,481	382	41	26,780
March	23,963	2,481	386	40	26,870
April	24,030	2,488	383	44	26,945
May	24,103	2,522	372	34	27,031
June	24,138	2,549	360	36	27,083
July	24,181	2,596	355	34	27,166
August	24,186	2,574	367	43	27,170
September	24,285	2,630	373	39	27,327
October	24,264	2,614	376	39	27,293
November	24,274	2,582	368	39	27,263
December	24,259	2,564	360	28	27,211
<u>2020</u>	<u>Adult</u> <u>Male</u>	<u>Adult</u> <u>Female</u>	<u>Juvenile</u> <u>Male</u>	<u>Juvenile</u> <u>Female</u>	<u>Total</u>
January	24,294	2,569	325	25	27,213
February	24,238	2,544	342	21	27,145
March	24,253	2,540	349	23	27,165
April	24,294	2,553	350	24	27,221

Source: Research Division Juvenile Daily Count Report

Indiana Department of Correction
Table 4
Parole Caseload on April 03, 2020

<u>Parole District</u>	Indiana Parolees		Other Jurisdiction		<u>Total</u>
	<u>Adult Male</u>	<u>Adult Female</u>	<u>Adult Male</u>	<u>Adult Female</u>	
<i>Interstate Compact (PD0)*</i>	365	34	439	57	895
	<u>District Supervision Breakdown as follows:</u>				
Re-Entry Parole (PD1)	287	41	25	4	357
Fort Wayne (PD2)	586	61	37	3	687
Indianapolis (PD3)	1130	110	79	4	1,323
Evansville (P4A)	392	45	41	8	486
Terre Haute (P4B)	401	50	18	1	470
Bloomington (PD5)	294	40	21	5	360
Gary (PD6)	371	22	75	7	475
New Castle (PD7)	589	108	38	10	745
South Bend (PD8)	561	52	73	8	694
Madison (PD9)	268	63	32	7	370
Total	5,244	626	439	57	6,366

Total Parole Population on the First Day of Each Month

<u>Calendar Year 2020</u>	Indiana Parolees		Other Jurisdiction		<u>Total</u>
	<u>Adult Male</u>	<u>Adult Female</u>	<u>Adult Male</u>	<u>Adult Female</u>	
January	5,430	625	443	55	6,553
February	5,339	617	448	53	6,457
March	5,199	625	445	57	6,326
April	5,244	626	439	57	6,366

** Includes Indiana parolees who are serving their parole in another state, as well as offenders from other States being supervised in Indiana (Interstate Compact)*

Sources: Juvenile Services
Parole Division



Adult Offender Statistics



Indiana Department of Correction
Table 5
Monthly Admissions and Releases- Adult Offenders
(Includes County Jail "Back-ups" & Contracted Beds)
March 2020

Admissions	Male	Female	Total
New Commitments	324	43	367
Parole Violators - New Commits	19	3	22
Parole Violators - Technical	105	9	114
Unsentenced (Safekeepers)	5	0	5
Return from Esc - Sec/NonSec Facility	0	0	0
Return from Escape - Non-Secure Facility	0	0	0
Return from Escape - CTP Absconds	0	0	0
Court Supervision Violators - New Commits	59	8	67
Court Supervision Violators - Technical	148	32	180
Return from CTP - New Commits	0	0	0
Return from CTP - Technical	7	0	7
Unknown (Missing Data)	0	0	0
Total Admissions	667	95	762

Releases	Male	Female	Total
Parole	397	40	437
Probation	234	40	274
Escape Secure Facility	0	0	0
Walk-Away - Non-Secure Facility	0	1	1
Discharged	111	15	126
Unsentenced Discharged	2	0	2
Other (i.e. Death)	6	0	6
Community Transition Program (CTP)	64	13	77
CTP Absconds	4	0	4
Unknown (Missing Data)	0	0	0
Total Releases	818	109	927

Of the 324 new commitments of male felons, 122 (37.7%) had a prior commitment.

Of the 43 new commitments of female felons, 13 (30.2%) had a prior commitment.

Effective July 1, 1998, misdemeanants are to be committed to DOC only under special circumstances (IC 11-12-6)

Sources: SAS-prsadm8.pgm, SAS - prisrel8.pgm

Indiana Department of Correction
Table 6
New Admissions by County of Commitment - Adult Offenders

March 2020

County	Felon Level												Total	County	Felon Level												Total
	Murder	FA	FB	FC	FD	F1	F2	F3	F4	F5	F6	Other*			Murder	FA	FB	FC	FD	F1	F2	F3	F4	F5	F6	Other*	
Adams	0	0	1	0	0	0	0	0	1	1	1	0	4	Madison	1	0	1	0	0	1	1	4	5	4	7	0	24
Allen	3	0	3	1	1	4	1	6	7	29	11	0	66	Marion	5	2	3	1	0	2	4	13	19	34	1	0	84
Bartholomew	0	0	2	0	0	0	0	0	1	2	0	0	5	Marshall	0	0	0	0	0	0	1	3	4	2	0	0	10
Benton	0	0	0	0	0	0	0	0	1	0	0	0	1	Martin	0	0	0	0	0	0	1	0	0	2	0	0	3
Blackford	0	0	0	0	0	0	0	0	0	0	1	0	1	Miami	0	0	0	0	0	0	0	0	0	2	0	0	2
Boone	0	0	0	0	0	0	0	1	0	0	0	0	1	Monroe	0	0	0	0	0	0	0	0	0	1	2	0	3
Brown	0	0	0	0	0	0	0	0	2	0	0	0	2	Montgomery	0	0	0	0	0	0	0	0	2	5	4	0	11
Carroll	0	0	0	0	0	0	0	0	1	0	0	0	1	Morgan	0	0	0	0	0	0	0	0	2	3	0	0	5
Cass	0	0	0	0	0	0	0	1	0	0	0	0	3	Newton	0	0	0	0	0	1	0	0	0	0	1	0	2
Clark	0	0	1	0	0	0	1	2	1	3	0	0	8	Noble	0	0	0	0	0	0	0	0	0	1	0	0	1
Clay	0	0	0	0	1	0	0	0	2	0	0	0	3	Ohio	0	0	0	0	0	0	0	0	0	0	0	0	0
Clinton	0	0	0	0	0	0	0	1	0	2	0	0	3	Orange	0	0	0	0	0	1	0	0	2	1	0	0	4
Crawford	0	0	0	0	0	0	0	0	0	1	0	0	1	Owen	0	0	0	0	0	0	1	0	1	0	0	0	2
Daviess	0	0	0	0	0	0	3	0	0	0	0	0	3	Parke	0	0	0	0	0	0	0	0	0	0	1	0	1
Dearborn	0	0	0	0	0	0	0	1	4	2	1	0	8	Perry	0	0	0	0	1	0	0	0	1	2	1	0	5
Decatur	0	0	0	0	0	0	0	0	1	2	0	0	3	Pike	0	0	0	0	0	0	0	0	0	1	0	0	1
DeKalb	0	0	0	0	0	0	0	2	2	1	0	0	5	Porter	0	0	0	0	0	0	0	0	0	2	0	0	2
Delaware	0	0	0	0	1	0	2	0	3	5	1	0	12	Posey	0	0	0	0	0	1	0	0	1	2	2	0	6
Dubois	0	0	0	0	0	0	0	3	3	1	1	0	8	Pulaski	0	0	0	0	0	0	0	0	0	0	0	0	0
Elkhart	0	0	1	2	0	0	0	2	5	4	2	0	16	Putnam	0	0	0	1	0	0	0	0	0	0	0	0	1
Fayette	0	0	0	0	0	0	0	1	2	2	1	0	6	Randolph	0	0	2	0	0	0	0	0	1	1	0	0	4
Floyd	0	0	0	0	0	0	0	1	1	2	0	0	4	Ripley	0	0	0	0	0	0	1	1	1	0	1	0	4
Fountain	0	0	0	0	0	0	0	0	0	0	0	0	0	Rush	0	0	0	0	0	0	0	0	0	0	1	0	1
Franklin	0	0	0	0	1	0	0	0	0	1	0	0	2	St. Joseph	1	0	0	2	0	0	1	4	1	1	0	0	10
Fulton	0	0	0	0	0	0	0	0	0	0	0	0	0	Scott	0	0	1	0	0	0	0	3	1	5	0	0	10
Gibson	0	0	0	0	0	0	1	0	0	0	0	0	1	Shelby	0	0	1	0	0	0	1	0	2	0	5	0	9
Grant	0	0	0	0	0	0	2	0	0	5	2	0	9	Spencer	0	0	0	0	0	0	0	0	0	0	0	0	0
Greene	0	0	0	0	0	1	0	0	0	0	0	0	1	Starke	0	0	0	0	0	0	0	0	0	0	0	0	0
Hamilton	0	0	0	0	0	0	0	2	3	2	0	0	7	Steuben	0	0	0	0	0	0	0	0	0	1	0	0	1
Hancock	0	0	0	0	0	0	0	0	0	1	0	0	1	Sullivan	0	0	0	0	0	0	0	0	3	0	0	0	3
Harrison	0	0	0	0	0	0	0	3	2	0	0	0	5	Switzerland	0	0	0	0	0	0	1	0	1	1	0	0	3
Hendricks	0	0	0	1	0	0	1	0	1	2	0	0	5	Tippecanoe	0	1	1	0	0	1	3	2	2	6	1	0	17
Henry	0	0	0	0	0	1	1	0	4	4	1	0	7	Tipton	0	0	0	0	0	0	0	0	0	0	0	0	0
Howard	0	2	0	0	0	0	0	0	4	3	0	0	9	Union	0	0	0	0	0	0	0	0	1	0	0	0	1
Huntington	0	0	0	1	0	0	0	2	0	1	2	0	6	Vanderburgh	1	0	0	0	0	2	3	5	3	13	4	0	31
Jackson	0	0	0	1	0	0	1	2	0	5	0	0	9	Vermillion	0	0	1	0	0	0	0	1	1	1	0	0	4
Jasper	0	0	1	0	0	0	0	1	3	2	0	0	7	Vigo	0	0	1	0	0	0	2	2	4	5	0	0	14
Jay	0	0	0	0	0	0	0	1	2	0	0	0	3	Wabash	0	0	0	0	0	0	1	0	2	4	2	0	9
Jefferson	0	0	0	0	0	0	0	0	1	3	1	0	5	Warren	0	0	1	0	0	0	0	0	0	0	1	0	2
Jennings	0	0	0	1	1	0	0	0	0	0	1	0	3	Warrick	0	0	0	0	0	0	0	0	0	0	0	0	0
Johnson	1	0	0	0	0	0	1	1	6	2	2	0	13	Washington	0	0	0	0	0	0	1	2	0	1	0	0	4
Knox	0	0	0	0	0	0	0	0	0	0	0	0	0	Wayne	0	0	0	0	0	0	0	2	9	0	0	0	11
Kosciusko	0	0	1	0	0	1	1	1	0	1	0	0	5	Wells	0	0	1	0	0	0	0	2	4	2	3	0	12
LaGrange	0	0	0	0	0	0	1	0	0	0	1	0	2	White	0	0	0	0	0	0	0	1	0	1	0	0	2
Lake	0	0	0	1	0	0	0	1	0	9	1	0	12	Whitley	0	0	0	0	0	0	0	1	3	0	0	0	4
LaPorte	0	0	0	0	0	1	0	1	3	10	0	0	15	Unknown	0	0	0	0	0	0	0	0	0	0	0	0	0
Lawrence	0	0	0	0	0	0	0	1	0	1	0	0	2	Totals	12	5	23	12	6	16	37	70	130	228	75	0	614

Data based on Most Serious Offense and includes only New- and Recommittments.

Parole violators are not included.

*"Other" may include missing, habitual offense, contempt of court, or misdemeanor.

**"Unknown" represents offenders who were sentenced to DOC, but County of Commitment data was unavailable.

Source: Prsadm7.pgm

Indiana Department of Correction

Table 7

Release Type by County of Commitment - Adult Offenders

March 2020

County	Release Type					County	Release Type				
	Parole	Probation	Discharged	CTP	Total		Parole	Probation	Discharged	CTP	Total
Adams	0	0	1	1	2	Madison	22	10	8	8	48
Allen	25	15	3	5	48	Marion	92	58	35	8	193
Bartholomew	5	2	0	2	9	Marshall	2	2	0	2	6
Benton	0	0	0	0	0	Martin	1	0	0	0	1
Blackford	2	0	0	1	3	Miami	1	2	1	1	5
Boone	2	2	1	0	5	Monroe	12	1	2	0	15
Brown	2	1	0	0	3	Montgomery	5	2	1	3	11
Carroll	2	1	0	0	3	Morgan	2	2	0	0	4
Cass	3	1	1	2	7	Newton	0	0	0	0	0
Clark	4	7	0	0	11	Noble	4	3	0	1	8
Clay	2	4	1	0	7	Ohio	0	2	0	0	2
Clinton	0	1	2	3	6	Orange	6	1	1	0	8
Crawford	0	0	0	0	0	Owen	1	0	0	0	1
Daviess	2	4	0	0	6	Parke	3	0	0	0	3
Dearborn	6	9	4	0	19	Perry	0	2	0	1	3
Decatur	6	6	1	2	15	Pike	0	0	0	1	1
DeKalb	3	0	0	1	4	Porter	2	2	2	1	7
Delaware	5	1	1	1	8	Posey	0	0	1	0	1
Dubois	1	1	1	0	3	Pulaski	1	0	0	0	1
Elkhart	15	13	4	3	35	Putnam	2	0	0	0	2
Fayette	3	1	4	1	9	Randolph	3	0	0	0	3
Floyd	3	1	1	0	5	Ripley	5	3	1	0	9
Fountain	2	1	0	2	5	Rush	1	2	1	0	4
Franklin	0	0	0	0	0	St. Joseph	8	4	2	2	16
Fulton	2	1	0	0	3	Scott	3	3	1	0	7
Gibson	3	1	0	0	4	Shelby	11	0	6	1	18
Grant	7	5	4	5	21	Spencer	1	0	1	0	2
Greene	2	4	1	0	7	Starke	1	0	0	0	1
Hamilton	0	7	3	2	12	Steuben	1	0	2	0	3
Hancock	3	1	0	0	4	Sullivan	1	0	1	0	2
Harrison	0	3	1	1	5	Switzerland	1	1	0	0	2
Hendricks	5	7	0	0	12	Tippecanoe	10	11	2	0	23
Henry	7	6	1	0	14	Tipton	0	0	0	0	0
Howard	1	7	1	2	11	Union	0	0	0	1	1
Huntington	3	1	0	0	4	Vanderburgh	20	6	8	1	35
Jackson	2	2	1	0	5	Vermillion	2	0	0	0	2
Jasper	2	1	0	0	3	Vigo	5	4	1	3	13
Jay	6	4	1	2	13	Wabash	1	4	2	0	7
Jefferson	3	1	2	1	7	Warren	2	1	0	0	3
Jennings	3	0	1	0	4	Warrick	0	1	0	0	1
Johnson	15	3	0	0	18	Washington	5	1	0	0	6
Knox	0	1	1	0	2	Wayne	9	3	0	1	13
Kosciusko	3	3	0	0	6	Wells	5	2	2	1	10
LaGrange	3	1	0	0	4	White	0	0	0	0	0
Lake	10	5	1	3	19	Whitley	1	0	0	0	1
LaPorte	5	6	1	0	12	Unknown	0	0	2	0	2
Lawrence	7	0	1	1	9	Totals	437	274	128	77	916

This data excludes Temporary Moves, Safekeepers, Predispositions, Escapes, Deaths, releases from CTP and releases from Out of State Parole.

**Unknown" represents offenders who were sentenced to DOC, but County of Commitment data was unavailable.

Source: prisrel7.pgm

Indiana Department of Correction
Table 8
The Number of Department of Correction Offenders
Held in County Jails*
March 30, 2020.

<u>County</u>	<u>Adult Male</u>	<u>Adult Female</u>	<u>County</u>	<u>Adult Male</u>	<u>Adult Female</u>	<u>County</u>	<u>Adult Male</u>	<u>Adult Female</u>
Adams	4	0	Hendricks	3	0	Pike	0	0
Allen	24	3	Henry**	0	0	Porter	0	0
Bartholomew	5	0	Howard	4	0	Posey	1	0
Benton	0	0	Huntington	0	0	Pulaski**	1	1
Blackford**	3	0	Jackson	8	0	Putnam**	0	0
Boone	1	0	Jasper	1	0	Randolph	1	0
Brown	1	0	Jay	3	0	Ripley	4	0
Carroll	0	0	Jefferson	5	1	Rush	0	0
Cass	4	0	Jennings	2	0	St. Joseph	8	0
Clark	7	1	Johnson	2	3	Scott	1	2
Clay	4	0	Knox**	1	1	Shelby	0	0
Clinton	4	0	Kosciusko	6	0	Spencer**	14	1
Crawford**	0	0	LaGrange	2	0	Starke	0	1
Daviess	0	0	Lake	6	0	Steuben	0	0
Dearborn	1	0	LaPorte	4	0	Sullivan	1	0
Decatur	0	0	Lawrence	0	0	Switzerland	0	1
DeKalb	3	0	Madison	2	0	Tippecanoe	9	0
Delaware	5	0	Marion	11	1	Tipton	0	0
Dubois	0	0	Marshall	4	1	Union	1	0
Elkhart	27	3	Martin	1	0	Vanderburgh	7	4
Fayette	10	0	Miami	3	0	Vermillion	2	0
Floyd	1	0	Monroe	1	0	Vigo	12	0
Fountain	0	0	Montgomery	0	0	Wabash	2	2
Franklin	1	1	Morgan	8	1	Warren	1	0
Fulton	0	0	Newton	2	0	Warrick	0	0
Gibson	1	0	Noble	2	0	Washington	6	0
Grant	14	3	Ohio	1	1	Wayne	9	0
Greene	6	0	Orange**	5	0	Wells**	9	0
Hamilton	6	2	Owen	0	1	White	0	0
Hancock	1	0	Parke	3	0	Whitley	3	0
Harrison**	2	1	Perry	0	0	Total	317	36

* Data is based on known frequencies reported by the counties; some county data may be missing

** County Jail Substance Abuse Programs

Source: Offender Movement□

Indiana Department of Correction
Table 9
Community Transition Program
Average Daily Populations

<u>Month</u>	<u>2016</u>	<u>2017</u>	<u>2018</u>	<u>2019</u>	<u>2020</u>
January	518	465	392	382	338
February	480	475	402	379	338
March	492	475	411	372	317
April	518	481	441	376	
May	499	487	443	396	
June	469	481	398	379	
July	491	445	386	393	
August	496	421	395	336	
September	509	400	387	330	
October	478	385	384	324	
November	470	389	366	323	
December	<u>461</u>	<u>372</u>	<u>381</u>	<u>339</u>	
YEARLY AVERAGE	490	440	399	361	331

Source: CTP Database and OIS Warmbody

Indiana Department Of Correction
Table 10
Community Transition Program
March 2020 Release Information (Felony Level A-D)

Total number of offenders eligible to be released =		185
Felony A and B total =	144	
Felony C total =	30	
Felony D total =	6	
Murder =	5	
Total number of offenders transitioned to counties for CTP =		22
By default (lack of response from judge)		
Felony A or B =	1	
Felony C =	0	
Felony D =	0	
By approval by court order from judge		
Felony A or B =	18	
Felony C =	2	
Felony D =	1	
Murder =	0	
Total number of offenders transitioned to counties then returned to DOC due to refusal (court ordered denial upon receipt of offender) =		0
Total number of court ordered denials =		112
Felony A or B =	83	
Felony C =	23	
Felony D =	3	
Murder =	3	
Total number of Felony A or B, or Murder denials by default (no response from judge) =		27
Total number of offenders who became ineligible after eligibility determined but prior to CTP commencement date (reasons include change in Earliest Possible Release Date, change in warrant status, released to probation or to parole, other miscellaneous) =		24
Felony A or B =	17	
Felony C =	5	
Felony D =	2	
Murder =	0	

Source: SAS - CTP2 Adms

Indiana Department Of Correction
Table 10
Community Transition Program
March 2020 Release Information (Felony Level 1-6)

Total number of offenders eligible to be released =		300
Felony 1 and 2 total =	8	
Felony 3 and 4 total =	99	
Felony 5 and 6 total =	193	
Total number of offenders transitioned to counties for CTP =		55
By default (lack of response from judge)		
Felony 1 and 2 total =	0	
Felony 3 and 4 total =	1	
Felony 5 and 6 total =	11	
By approval by court order from judge		
Felony 1 and 2 total =	4	
Felony 3 and 4 total =	17	
Felony 5 and 6 total =	22	
Total number of offenders transitioned to counties then returned to DOC due to refusal (court ordered denial upon receipt of offender) =		0
Total number of court ordered denials =		188
Felony 1 and 2 total =	3	
Felony 3 and 4 total =	56	
Felony 5 and 6 total =	129	
Total number of Felony 1 or 2 denials by default (no response from judge) =		1
Total number of offenders who became ineligible after eligibility determined but prior to CTP commencement date (reasons include change in Earliest Possible Release Date, change in warrant status, released to probation or to parole, other miscellaneous) =		43
Felony 1 and 2 total =	0	
Felony 3 and 4 total =	12	
Felony 5 and 6 total =	31	

Indiana Department of Correction
Table 11
Total Number of Felony Offenses
Committed to the Indiana Department of Correction

March 2020

Felony Level	Primary Offense	Secondary Offense	Mar-20		This Calendar Year	
			SEX		SEX	
			F	M	F	M
A Felony	Burglary (35-43-2-1)		-	-	-	2
	Child Molesting (35-42-4-3)		-	1	-	8
	Dealing Cocaine or Narcotic Drug (35-48-4-1)		1	2	2	7
	Dealing Methamphetamine (35-48-4-1.1)		-	-	1	1
	Rape (35-42-4-1)		-	-	-	1
	Robbery (35-42-5-1)		-	1	-	3
A Felony Total			1	4	3	22

Felony Level	Primary Offense	Secondary Offense	Mar-20		This Calendar Year	
			SEX		SEX	
			F	M	F	M
B Felony	Aggravated Battery (35-42-2-1.5)		-	-	-	1
	Burglary (35-43-2-1)		-	10	-	30
	Carjacking (35-42-5-2)		-	-	-	1
	Child Molesting (35-42-4-3)		-	1	-	2
	Criminal Confinement (35-42-3-3)		-	1	-	4
	Dealing Cocaine or Narcotic Drug (35-48-4-1)		1	4	3	15
	Dealing Methamphetamine (35-48-4-1.1)		-	3	2	8
	Dealing Sched I, II, or III Contrld Sub (35-48-4-2)		1	-	4	6
	Felon in Possession of a Firearm (35-47-4-5)		-	2	-	4
	Neglect of a Dependent (35-46-1-4)		2	-	2	-
	Possession Methamphetamine (35-48-4-6.1)		1	1	1	3
	Possession of Cocaine or Narcotic Drug (35-48-4-6)		-	-	-	1
	Robbery (35-42-5-1)		-	1	-	13
	Sexual Misconduct with a Minor (35-42-4-9)		-	-	1	-
	B Felony Total			5	23	13

Felony Level	Primary Offense	Secondary Offense	Mar-20		This Calendar Year		
			SEX		SEX		
			F	M	F	M	
C Felony	Assisting a Criminal (35-44-3-2)		-	1	-	1	
	Battery (35-42-2-1)		-	2	-	4	
	Burglary (35-43-2-1)		-	3	-	7	
	Check Fraud (35-43-5-12)		-	-	1	-	
	Child Molesting (35-42-4-3)		-	2	-	9	
	Contribute to Delinquency (35-46-1-8)		-	-	-	1	
	Corrupt Business Influence (35-45-6-2)		-	-	-	1	
	Criminal Confinement (35-42-3-3)		-	1	-	1	
	Criminal Recklessness (35-42-2-2)		-	1	-	1	
	Felon in Possession of a Firearm (35-47-4-5)		-	-	-	1	
	Firearm w/in One Mile of School (35-47-2-1)		-	1	-	3	
	Forgery (35-43-5-2)		-	-	6	2	
	Fraud on Financial Institution (35-43-5-8)		-	-	1	-	
	Intimidation (35-45-2-1)		-	-	-	1	
	Neglect of a Dependent (35-46-1-4)		-	1	-	1	
	Non-Support of Dependent Child (35-46-1-5)		-	6	-	16	
	Operating Vehicle w/Lifetime Suspension (9-30-10-17)		-	-	-	2	
	Possession Methamphetamine (35-48-4-6.1)		-	1	-	1	
	Possession of Cocaine or Narcotic Drug (35-48-4-6)		-	1	-	1	
	Reckless Homicide (35-42-1-5)		-	-	-	1	
	Robbery (35-42-5-1)		-	-	-	5	
	Sexual Battery (35-42-4-8)		-	-	-	1	
	Sexual Misconduct with a Minor (35-42-4-9)		-	-	-	1	
	Welfare Fraud (35-43-5-7)		-	-	5	1	
	C Felony Total			0	20	13	62

Felony Level	Primary Offense	Secondary Offense	Mar-20		This Calendar Year	
			SEX		SEX	
			F	M	F	M
D Felony	Auto Theft, Receiving Stolen Parts (35-43-4-2.5)		-	1	-	2
	Criminal Confinement (35-42-3-3)		-	1	-	1
	Criminal Recklessness (35-42-2-2)		-	-	-	1
	Failure to Remit Sales Tax (6-2.5-9-3)		-	-	-	1
	Failure to Return to Lawful Detention (35-44-3-5)		-	-	-	1
	Intimidation (35-45-2-1)		-	-	-	1
	Maintaining a Common Nuisance (35-48-4-13)		-	-	-	1
	Neglect of a Dependent (35-46-1-4)		-	-	-	2
	Non-Support of a Child (35-46-1-5)		-	1	-	7
	Operating Vehicle Intox-Prior (9-30-5-3)		-	1	-	2
	Operating Vehicle Intoxicated-Contrld Sub (9-30-5-1)		-	1	-	1
	Operating Vehicle Intoxicated-Endanger (9-30-5-2)		-	-	-	2
	Poss. of Marijuana, Hash Oil, or Hashish (35-48-4-11)		1	-	1	1
	Possession - Syringe/Needle (16-42-19-18)		-	-	-	1
	Possession of Cocaine or Narcotic Drug (35-48-4-6)		-	-	1	-
	Possession of Controlled Substance (35-48-4-7)		-	2	1	3
	Possession of Meth(35-48-4-6.1)		-	2	-	5
	Residential Entry (35-43-2-1.5)		-	-	-	1
	Resisting Law Enforcement (35-44-3-3)		-	1	-	1
	Strangulation (35-42-2-9)		-	1	-	1
	Theft, Receiving Stolen Property (35-43-4-2)		1	2	2	4
	Vicarious Sexual Gratification (35-42-4-5)		-	-	-	1
	D Felony Total			2	13	5

Felony Level	Primary Offense	Secondary Offense	Mar-20		This Calendar Year	
			SEX		SEX	
			F	M	F	M
Level 1 Felony	Aggravated Battery (35-42-2-1.5)		-	-	1	1
	Attempted Murder (35-42-1-1(1))		-	-	-	1
	Attempt to Commit a Felony (35-41-5-1)	Murder (35-42-1-1)	-	7	-	14
	Burglary (35-43-2-1)		-	1	-	2
	Child Molesting (35-42-4-3)		-	12	-	30
	Firearm Enhancement (35-50-2-11)		-	-	1	1
	Neglect of a Dependent/Death (35-46-1-4)		1	1	1	1
	Rape (35-42-4-1)		-	1	-	1
Level 1 Felony Total			1	22	3	51

Felony Level	Primary Offense	Secondary Offense	Mar-20		This Calendar Year	
			SEX		SEX	
			F	M	F	M
Level 2 Felony	Aiding, Inducing or Causing an Offense (35-41-2-4)	Dealing Methamphetamine (35-48-4-1.1)	-	1	-	1
	Attempt to Commit a Felony (35-41-5-1)	Burglary (35-43-2-1)	-	-	-	1
	Burglary (35-43-2-1)		-	2	1	7
	Conspiracy (35-41-5-2)	Burglary (35-43-2-1)	-	1	-	1
		Dealing Methamphetamine (35-48-4-1.1)	-	-	-	1
		Robbery (35-42-5-1)	-	-	-	1
	Criminal Confinement (35-42-3-3)		-	1	-	3
	Dealing Cocaine or Narcotic Drug (35-48-4-1)		-	5	-	23
	Dealing Methamphetamine (35-48-4-1.1)		4	23	10	64
	Dealing Sched I, II, or III Cntrld Sub (35-48-4-2)		-	1	1	1
	Fire Arm Enhancement (35-50-2-11)		-	-	-	1
	Kidnapping (35-42-3-2)		-	1	-	3
	Robbery (35-42-5-1)		-	1	1	4
	Voluntary Manslaughter (35-42-1-3)		-	-	-	3
Level 2 Felony Total			4	36	13	114

Felony Level	Primary Offense	Secondary Offense	Mar-20		This Calendar Year	
			SEX		SEX	
			F	M	F	M
Level 3 Felony	Accident/Failure to Stop-Serious Inj/Death (9-26-1-1.1)		-	-	1	-
	Aggravated Battery (35-42-2-1.5)		-	8	-	26
	Aiding, Inducing or Causing an Offense (35-41-2-4)	Child Molesting (35-42-4-3)	1	-	1	-
		Dealing Methamphetamine (35-48-4-1.1)	1	-	1	-
		Robbery (35-42-5-1)	-	-	-	1
	Arson (35-43-1-1)		-	1	-	1
	Attempt to Commit a Felony (35-41-5-1)	Rape (35-42-4-1)	-	1	-	1
		Robbery (35-42-5-1)	-	-	1	2
	Burglary (35-43-2-1)		-	3	-	9
	Child Molesting (35-42-4-3)		-	-	-	10
	Conspiracy (35-41-5-2)	Aggravated Battery (35-42-2-1.5)	-	-	1	-
		Dealing Cocaine or Narcotic Drug (35-48-4-1)	-	-	1	-
		Robbery (35-42-5-1)	-	-	-	1
	Criminal Confinement (35-42-3-3)		-	5	1	27
	Dealing Cocaine or Narcotic Drug (35-48-4-1)		3	7	6	24
	Dealing Methamphetamine (35-48-4-1.1)		3	12	8	31
	Dealing Sched I, II, or III Cntrld Sub (35-48-4-2)		2	1	2	4
	Feticide (35-42-1-6)		-	-	-	1
	Kidnapping (35-42-3-2)		-	-	-	3
	Neglect of a Dependent/Death (35-46-1-4)		-	2	1	4
	Possession of Cocaine or Narcotic Drug (35-48-4-6)		-	3	-	6
	Possession of Meth (35-48-4-6.1)		-	6	3	22
	Rape (35-42-4-1)		-	1	-	7
	Resisting Law Enforcement (35-44-1-3-1)		-	-	-	1
	Robbery (35-42-5-1)		3	23	6	93
Level 3 Felony Total			13	73	33	274

Felony Level	Primary Offense	Secondary Offense	Mar-20		This Calendar Year	
			SEX		SEX	
			F	M	F	M
Level 4 Felony	Aiding, Inducing or Causing an Offense (35-41-2-4)	Burglary (35-43-2-1)	-	1	1	1
		Dealing Methamphetamine (35-48-4-1.1)	-	1	1	1
	Arson (35-43-1-1)		-	4	-	6
	Attempt to Commit a Felony (35-41-5-1)	Burglary (35-43-2-1)	-	2	-	3
		Sexual Misconduct with a Minor (35-42-4-9)	-	1	-	1
	Battery (35-42-2-1)		-	1	-	1
	Burglary (35-43-2-1)		4	19	14	78
	Child Exploitation (35-42-4-4)		1	2	1	3
	Child Molesting (35-42-4-3)		1	26	1	53
	Child Solicitation (35-42-4-6)		-	2	-	5
	Criminal Confinement (35-42-3-3)		-	-	-	1
	Dealing Sched V Cntrld Substance (35-48-4-4)		-	1	-	1
	Dealing Cocaine or Narcotic Drug (35-48-4-1)		-	11	5	30
	Dealing Methamphetamine (35-48-4-1.1)		7	23	24	62
	Dealing Sched I, II, or III Cntrld Sub (35-48-4-2)		-	2	2	3
	Escape 35-44-1-3-4		-	1	-	1
	Felon in Possession of a Firearm (35-47-4-5)		-	21	-	103
	Incest (35-46-1-3)		-	1	-	2
	Kidnapping(35-42-3-2)		-	-	-	1
	Manufacturing Meth (35-48-4-1.2)		-	1	1	3
	Operating Vehicle Intoxicated/Death (9-30-5-5)		-	1	1	5
	Possession of Cocaine or Narcotic Drug (35-48-4-6)		-	3	-	10
	Possession of Meth (35-48-4-6.1)		3	17	15	32
	Sexual Misconduct with a Minor (35-42-4-9)		-	4	1	10
	Stalking (35-45-10-5)		-	-	-	2
Level 4 Felony Total			16	145	67	418

Felony Level	Primary Offense	Secondary Offense	Mar-20		This Calendar Year	
			SEX		SEX	
			F	M	F	M
Level 5 Felony	Aiding, Inducing or Causing an Offense (35-41-2-4)	Robbery (35-42-5-1)	-	-	-	1
	Assisting a Criminal (35-44.1-2-5)		-	-	1	1
	Attempt to Commit a Felony (35-41-5-1)	Att. to Commit a Crime by Committing (35-41-5-1)	-	-	1	-
		Escape (35-44.1-3-4)	-	1	-	2
		F527	-	1	-	1
		Robbery (35-42-5-1)	-	2	-	2
		Trafficking with an Inmate (35-44.1-3-5)	-	-	-	1
	Auto Theft, Receiving Stolen Parts (35-43-4-2.5)		-	2	-	4
	Battery (35-42-2-1)		7	27	12	84
	Burglary (35-43-2-1)		2	38	9	105
	Child Exploitation (35-42-4-4)		-	1	-	13
	Child Pornography (35-42-4-4(C))		-	1	-	2
	Child Possession of a Firearm (35-47-10-5)		-	3	-	5
	Child Seduction (35-42-4-7)		-	4	-	4
	Child Solicitation (35-42-4-6)		-	3	-	8
	Conspiracy (35-41-5-2)	Burglary (35-43-2-1)	-	-	-	1
		Providing Gun to Inelig Pers (35-47-2.5-16)	-	-	-	1
	Conversion (35-43-4-3)		-	1	-	2
	Corrupt Business Influence (35-45-6-2)		-	-	1	1
	Criminal Confinement (35-42-3-3)		-	3	-	17
	Criminal Recklessness (35-42-2-2)		-	7	1	14
	Dealing Cocaine or Narcotic Drug (35-48-4-1)		2	11	10	33
	Dealing Marijuana, Hash Oil, or Hashish (35-48-4-10)		-	2	-	3
	Dealing Methamphetamine (35-48-4-1.1)		2	14	11	62
	Dealing Sched I, II, or III Cntrl'd Sub (35-48-4-2)		-	-	3	2
	Dealing in Methamphetamine (35-48-4-1.1)		7	13	16	37
	Dealing/Poss. Look-Alike Subs (35-48-4-4.6)		-	-	2	4
	Disarm/Attempt to Disarm an Officer (35-44.1-3-2)		-	2	-	3
	Domestic Battery (35-42-2-1.3)		3	21	9	60
	Escape (35-44.1-3-4)		3	3	4	14
	Fail to Stop Acc Death (9-26-1-1.1)		3	-	3	3
	Failure to Register as a Sex Offender (11-8-8-17)		-	10	-	37
	Firearm w/in One Mile of School (35-47-2-1)		2	30	6	86
	Fraud on Financial Institution (35-43-5-8)		-	-	3	9
	Intimidation (35-45-2-1)		-	4	2	27
	Involuntary Manslaughter (35-42-1-4)		-	1	-	1
	Kidnapping (35-42-3-2)		-	-	-	5
	Neglect of a Dependent/Death (35-46-1-4)		3	-	9	1
	Non-Support of Dependent Child (35-46-1-5)		-	1	-	2
	Obliterating Handgun I.D. (35-47-2-18)		-	1	-	4
	Obstruction of Justice (35-44.1-2-2)		-	2	-	2
	Oper Vch Aft Life Susp (9-30-10-17)		1	6	3	48
	Operating Vch while Intoxicated (9-30-5-2)		-	1	1	5
	Operating Vehicle Intoxicated/Death (9-30-5-5)		-	-	1	1
	Operating Vehicle Intoxicated/Injury (9-30-5-4)		1	-	2	1
	Possession of Cocaine or Narcotic Drug 35-48-4-6		3	5	5	28
	Possession of Dangerous Device (35-44.1-3-7)		-	2	-	3
	Possession of Syringes or Needles (16-42-19-18)		-	1	-	1
	Pred Job Near Child (35-42-7-10)		-	1	-	1
	Prov Gun to Inel Per (35-47-2.5-16)		-	-	-	1
	Reckless Homicide (35-42-1-5)		-	1	1	4
	Resisting Law Enforcement (35-44.1-3-1)		-	-	-	1
	Robbery (35-42-5-1)		-	12	-	44
	Sexual Misconduct with a Minor (35-42-4-9)		-	3	1	11
	Stalking (35-45-10-5)		-	3	-	9
	Strangulation (35-42-2-9)		-	-	-	1
	Theft, Receiving Stolen Property (35-43-4-2)		-	3	1	8
	Trafficking with an Inmate (35-44.1-3-5)		-	2	1	5
Level 5 Felony Total			39	249	119	836

Felony Level	Primary Offense	Secondary Offense	Mar-20		This Calendar Year	
			SEX		SEX	
			F	M	F	M
Level 6 Felony	Aiding in Manufacture of Sch II Cont Subst (35-48-4-2)		-	-	1	2
	Attempt to Commit a Felony (35-41-5-1)	Auto Theft, Receiving Stolen Parts (35-43-4-2.5)	-	-	-	1
		Insurance Fraud (35-43-5-4.5)	1	-	1	-
		Strangulation (35-42-2-9)	-	-	-	1
		Theft, Receiving Stolen Property (35-43-4-2)	1	-	1	-
	Auto Theft, Receiving Stolen Parts (35-43-4-2.5)		-	4	5	10
	Battery 35-42-2-1		4	7	4	29
	Check Deception (35-43-5-5)		-	1	-	1
	Check Fraud (35-43-5-12)		-	3	-	5
	Child Exploitation (35-42-4-4)		-	-	-	1
	Conspiracy (35-41-5-2)	Auto Theft, Receiving Stolen Parts (35-43-4-2.5)	-	-	-	2
		Theft, Receiving Stolen Property (35-43-4-2)	-	-	-	1
	Controlled Substance Registration (35-48-4-14)		-	1	-	1
	Criminal Confinement (35-42-3-3)		-	1	-	10
	Criminal Confinement (35-42-3-3)		-	8	-	37
	Criminal Gang Activity (35-45-9-3)		-	-	-	1
	Criminal Mischief (35-43-1-2)		-	-	-	1
	Criminal Recklessness (35-42-2-2)		1	3	3	7
	Criminal Trespass (35-43-2-2)		-	-	-	1
	Cruelty to Animals (35-46-3-12)		-	1	-	1
	Dealing Marijuana, Hash Oil, or Hashish (35-48-4-10)		-	2	3	3
	Dealing Sched IV Cntrl'd Sub (35-48-4-3)		-	-	-	1
	Dealing Subs. Represent as Cntrl'd Subs. (35-48-4-4.5)		-	-	-	1
	Dealing/Poss. Look-Alike Subs (35-48-4-10.5)		1	-	1	-
	Dealing/Poss. Look-Alike Subs (35-48-4-11.5)		-	1	-	2
	Dissemination of Matter Harmful to Minor (35-49-3-3)		-	3	-	4
	Escape 35-44.1-3-4		8	18	15	65
	Fail to Reg Sex Off (11-8-8-17)		1	-	1	2
	Failure to Appear (35-44.1-2-9)		-	3	1	8
	Forgery, Counterfeiting, Application Fraud (35-43-5-2)		-	3	2	12
	Habitual Offender (35-50-2-8)		-	-	-	1
	Identity Deception (35-43-5-3.5)		1	1	3	2
	Impersonation of a Public Servant (35-44-2-3)		-	-	-	1

Felony Level	Primary Offense	Secondary Offense	Mar-20		This Calendar Year	
			SEX		SEX	
			F	M	F	M
Level 6 Felony (Cont'd)	Insurance Fraud (35-43-5-4.5)		1	2	1	5
	Intent to Make False Statement (35-47-2.5-12)		-	1	-	1
	Intimidation (35-45-2-1)		1	3	1	11
	Invasion of Privacy (35-46-1-15.1)		-	5	-	13
	Leaving the Scene of an Accident(9-26-1-1.1)		-	-	1	1
	Maintain Common Nuisance (35-45-2-1(c))		2	-	5	9
	Maintaining Common Nuisance (35-48-4-13)		-	1	-	2
	Moving Body from Scene of Death (36-2-14-17)		-	-	-	1
	Neglect of a Dependent/Death (35-46-1-4)		2	3	5	8
	Non-Support of Dependent Child (35-46-1-5)		-	2	-	8
	Obstruction of Justice (35-44.1-2-2)		-	-	2	4
	Oper Vehicle-Intox-Prev Conv (9-30-5-3)		1	2	1	10
	Operating Vehicle Intoxicated-Contrld Sub (9-30-5-1)		-	2	-	5
	Operating Vehicle Intoxicated-Endanger (9-30-5-2)		-	3	3	10
		Habitual Offender Controlled Substance (35-50-2-10)	-	-	-	1
	Operating Vehicle Intoxicated/Injury (9-30-5-4)		-	1	-	1
	Operating Vehicle-Habitual Violation (9-30-10-16)		-	2	-	9
	Pointing a Firearm (35-47-4-3)		-	1	-	4
	Possession Sched IV Contrld Sub w/in 1,000 ft (35-48-4-7)		1	3	1	4
	Possession of Child Pornography (35-42-4-4(C))		-	-	-	4
	Possession of Cocaine or Narcotic Drug (35-48-4-6)		3	14	9	41
	Possession of Marijuana (35-48-4-11)		-	1	1	1
	Possession of Meth (35-48-4-6.1)		-	-	1	-
	Possession of Meth(35-48-4-6.1)		8	19	36	101
	Possession of Syringes or Needles (16-42-19-18)		-	11	16	37
	Possession or Use of Legend Drug (16-42-19-13)		2	2	7	3
	Residential Entry (35-43-2-1.5)		-	2	-	14
	Resisting Law Enforce (35-44.1-3-1)		3	30	5	76
	Sexual Battery (35-42-4-8)		-	3	-	8
	Sexual Misconduct with a Minor (35-42-4-9)		-	-	-	1
	Strangulation (35-42-2-9)		-	2	-	11
	Synthetic ID Deception (35-43-5-3.8)		-	-	1	3
	Theft, Receiving Stolen Property (35-43-4-2)		4	29	13	113
	Voyeurism (35-45-4-5)		-	-	-	3
Level 6 Felony Total			46	204	150	737

Felony Level	Primary Offense	Secondary Offense	Mar-20		This Calendar Year	
			SEX		SEX	
			F	M	F	M
Murder	Murder (35-42-1-1)		1	12	2	33
Murder Total			1	12	2	33

Felony Level	Primary Offense	Secondary Offense	Mar-20		This Calendar Year	
			SEX		SEX	
			F	M	F	M
Habitual Offender	Habitual Offender Class D Felony (35-50-2-7.1)		-	-	-	1
	Habitual Offender (35-50-2-8)		-	4	-	19
	Habitual Offender Controlled Substance (35-50-2-10)		-	-	-	2
	Repeat Sexual Offender Enhancement 35-50-2-14		-	-	-	1
Habitual Offender Total			0	4	0	23

Grand Total	Mar-20		This Calendar Year	
	SEX		SEX	
	F	M	F	M
Grand Total	128	805	421	2698

Note: Offense data may not be available for all offenders at the time this table was prepared.
Only new commitments and probation violations are reported on this table.
Parole and Community Transition Program violators are excluded on this table.
Source: SAS - all.citations_mso.pgm

Indiana Department of Correction
Table 12
Number of New Admissions by Most Serious Offense
Committed to the Indiana Department of Correction

March 2020

Felony Level	Primary Offense	Secondary Offense	Mar-20		This Calendar Year	
			SEX		SEX	
			F	M	F	M
Level A Felony	Burglary (35-43-2-1)		-	-	-	2
	Child Molesting (35-42-4-3)		-	1	-	5
	Dealing Cocaine or Narcotic Drug (35-48-4-1)		1	2	2	6
	Dealing Methamphetamine (35-48-4-1.1)		-	-	1	1
	Rape (35-42-4-1)		-	-	-	1
	Robbery (35-42-5-1)		-	1	-	3
Level A Felony			1	4	3	18

Felony Level	Primary Offense	Secondary Offense	Mar-20		This Calendar Year	
			SEX		SEX	
			F	M	F	M
Level B Felony	Aggravated Battery (35-42-2-1.5)		-	-	-	1
	Burglary (35-43-2-1)		-	8	-	24
	Carjacking (35-42-5-2)		-	-	-	1
	Child Molesting (35-42-4-3)		-	-	-	1
	Criminal Confinement (35-42-3-3)		-	1	-	1
	Dealing Cocaine or Narcotic Drug (35-48-4-1)		1	3	3	12
	Dealing Methamphetamine (35-48-4-1.1)		-	3	2	7
	Dealing Sched I, II, or III Contrld Sub (35-48-4-2)		1	-	3	4
	Felon in Possession of a Firearm (35-47-4-5)		-	2	-	4
	Neglect of a Dependent (35-46-1-4)		2	-	2	-
	Possession Methamphetamine (35-48-4-6.1)		-	1	-	3
	Possession of Cocaine or Narcotic Drug (35-48-4-6)		-	-	-	1
	Robbery (35-42-5-1)		-	1	-	12
	Sexual Misconduct with a Minor (35-42-4-9)		-	-	1	-
	Level B Felony Total			4	19	11

Felony Level	Primary Offense	Secondary Offense	Mar-20		This Calendar Year		
			SEX		SEX		
			F	M	F	M	
Level C Felony	Assisting a Criminal (35-44-3-2)		-	1	-	1	
	Battery (35-42-2-1)		-	2	-	3	
	Burglary (35-43-2-1)		-	2	-	5	
	Check Fraud (35-43-5-12)		-	-	1	-	
	Child Molesting (35-42-4-3)		-	1	-	3	
	Contribute to Delinquency (35-46-1-8)		-	-	-	1	
	Corrupt Business Influence (35-45-6-2)		-	-	-	1	
	Felon in Possession of a Firearm (35-47-4-5)		-	-	-	1	
	Firearm w/in One Mile of School (35-47-2-1)		-	-	-	1	
	Forgery (35-43-5-2)		-	-	3	2	
	Fraud on Financial Institution (35-43-5-8)		-	-	1	-	
	Intimidation (35-45-2-1)		-	-	-	1	
	Non-Support of Dependent Child (35-46-1-5)		-	4	-	9	
	Operating Vehicle w/Lifetime Suspension (9-30-10-17)		-	-	-	2	
	Possession Methamphetamine (35-48-4-6.1)		-	1	-	1	
	Possession of Cocaine or Narcotic Drug (35-48-4-6)		-	1	-	1	
	Reckless Homicide (35-42-1-5)		-	-	-	1	
	Robbery (35-42-5-1)		-	-	-	3	
	Sexual Misconduct with a Minor (35-42-4-9)		-	-	-	1	
	Welfare Fraud (35-43-5-7)		-	-	1	-	
	Level C Felony Total			0	12	6	37

Felony Level	Primary Offense	Secondary Offense	Mar-20		This Calendar Year	
			SEX		SEX	
			F	M	F	M
Level D Felony	Auto Theft, Receiving Stolen Parts (35-43-4-2.5)		-	-	-	1
	Criminal Confinement (35-42-3-3)		-	1	-	1
	Criminal Recklessness (35-42-2-2)		-	-	-	1
	Neglect of a Dependent (35-46-1-4)		-	-	-	1
	Non-Support of a Child (35-46-1-5)		-	1	-	3
	Operating Vehicle Intox-Prior (9-30-5-3)		-	1	-	2
	Operating Vehicle Intoxicated-Contrld Sub (9-30-5-1)		-	1	-	1
	Operating Vehicle Intoxicated-Endanger (9-30-5-2)		-	-	-	2
	Possession - Syringe/Needle (16-42-19-18)		-	-	-	1
	Possession of Cocaine or Narcotic Drug (35-48-4-6)		-	-	1	-
	Possession of Controlled Substance (35-48-4-7)		-	-	1	-
	Possession of Meth(35-48-4-6.1)		-	-	-	1
	Residential Entry (35-43-2-1.5)		-	-	-	1
	Theft, Receiving Stolen Property (35-43-4-2)		1	1	2	1
Level D Felony Total			1	5	4	16

Felony Level	Primary Offense	Secondary Offense	Mar-20		This Calendar Year	
			SEX		SEX	
			F	M	F	M
Level 1 Felony	Aggravated Battery (35-42-2-1.5)		-	-	1	1
	Attempted Murder (35-42-1-1(1))		-	-	-	1
	Attempt to Commit a Felony (35-41-5-1)	Murder (35-42-1-1)	-	3	-	6
	Burglary (35-43-2-1)		-	1	-	2
	Child Molesting (35-42-4-3)		-	9	-	19
	Firearm Enhancement (35-50-2-11)		-	-	-	1
	Neglect of a Dependent/Death (35-46-1-4)		1	1	1	1
	Rape (35-42-4-1)		-	1	-	1
Level 1 Felony Total			1	15	2	32

Felony Level	Primary Offense	Secondary Offense	Mar-20		This Calendar Year	
			SEX		SEX	
			F	M	F	M
Level 2 Felony	Aiding, Inducing or Causing an Offense (35-41-2-4)	Dealing Methamphetamine (35-48-4-1.1)	-	1	-	1
	Burglary (35-43-2-1)		-	2	1	6
	Conspiracy (35-41-5-2)	Burglary (35-43-2-1)	-	1	-	1
		Dealing Methamphetamine (35-48-4-1.1)	-	-	-	1

Felony Level	Primary Offense	Secondary Offense	Mar-20		This Calendar Year	
			SEX		SEX	
			F	M	F	M
Level 2 Felony (cont'd)		Robbery (35-42-5-1)	-	-	-	1
	Criminal Confinement (35-42-3-3)		-	1	-	3
	Dealing Cocaine or Narcotic Drug (35-48-4-1)		-	5	-	20
	Dealing Methamphetamine (35-48-4-1.1)		4	21	9	60
	Dealing Sched I, II, or III Cntrl Sub (35-48-4-2)		-	1	1	1
	Kidnapping (35-42-3-2)		-	1	-	1
	Robbery (35-42-5-1)		-	-	1	1
	Voluntary Manslaughter (35-42-1-3)		-	-	-	2
Level 2 Felony Total			4	33	12	98

Felony Level	Primary Offense	Secondary Offense	Mar-20		This Calendar Year	
			SEX		SEX	
			F	M	F	M
Level 3 Felony	Accident/Failure to Stop-Serious Inj/Death (9-26-1-1.1)		-	-	1	-
	Aggravated Battery (35-42-2-1.5)		-	5	-	18
	Aiding, Inducing or Causing an Offense (35-41-2-4)	Child Molesting (35-42-4-3)	1	-	1	-
		Dealing Methamphetamine (35-48-4-1.1)	1	-	1	-
		Robbery (35-42-5-1)	-	-	-	1
	Arson (35-43-1-1)		-	1	-	1
	Attempt to Commit a Felony (35-41-5-1)	Rape (35-42-4-1)	-	1	-	1
		Robbery (35-42-5-1)	-	-	1	2
	Burglary (35-43-2-1)		-	2	-	8
	Child Molesting (35-42-4-3)		-	-	-	9
	Conspiracy (35-41-5-2)	Aggravated Battery (35-42-2-1.5)	-	-	1	-
		Dealing Cocaine or Narcotic Drug (35-48-4-1)	-	-	1	-
	Criminal Confinement (35-42-3-3)		-	4	1	11
	Dealing Cocaine or Narcotic Drug (35-48-4-1)		3	6	6	21
	Dealing Methamphetamine (35-48-4-1.1)		3	11	7	29
	Dealing Sched I, II, or III Cntrl Sub (35-48-4-2)		2	1	2	4
	Kidnapping (35-42-3-2)		-	-	-	1
	Neglect of a Dependent/Death (35-46-1-4)		-	2	1	3
	Possession of Cocaine or Narcotic Drug (35-48-4-6)		-	3	-	5
	Possession of Meth (35-48-4-6.1)		-	4	3	19
	Rape (35-42-4-1)		-	1	-	7
	Resisting Law Enforcement (35-44.1-3-1)		-	-	-	1
	Robbery (35-42-5-1)		2	17	5	66
Level 3 Felony Total			12	58	31	207

Felony Level	Primary Offense	Secondary Offense	Mar-20		This Calendar Year	
			SEX		SEX	
			F	M	F	M
Level 4 Felony	Aiding, Inducing or Causing an Offense (35-41-2-4)	Burglary (35-43-2-1)	-	1	1	1
		Dealing Methamphetamine (35-48-4-1.1)	-	1	1	1
	Arson (35-43-1-1)		-	4	-	6
	Attempt to Commit a Felony (35-41-5-1)	Burglary (35-43-2-1)	-	2	-	2
		Sexual Misconduct with a Minor (35-42-4-9)	-	1	-	1
	Burglary (35-43-2-1)		4	16	11	57
	Child Exploitation (35-42-4-4)		-	1	-	1
	Child Molesting (35-42-4-3)		1	17	1	37
	Child Solicitation (35-42-4-6)		-	2	-	4
	Criminal Confinement (35-42-3-3)		-	-	-	1
	Dealing Sched V Cntrl Substance (35-48-4-4)		-	1	-	1
	Dealing Cocaine or Narcotic Drug (35-48-4-1)		-	8	3	20
	Dealing Methamphetamine (35-48-4-1.1)		6	19	20	48
	Dealing Sched I, II, or III Cntrl Sub (35-48-4-2)		-	2	1	3
	Escape 35-44.1-3-4		-	1	-	1
	Felon in Possession of a Firearm (35-47-4-5)		-	15	-	72
	Incest (35-46-1-3)		-	1	-	1
	Kidnapping(35-42-3-2)		-	-	-	1
	Manufacturing Meth (35-48-4-1.2)		-	1	1	3
	Operating Vehicle Intoxicated/Death (9-30-5-5)		-	1	1	4
	Possession of Cocaine or Narcotic Drug (35-48-4-6)		-	2	-	5
	Possession of Meth (35-48-4-6.1)		3	16	15	29
	Sexual Misconduct with a Minor (35-42-4-9)		-	4	1	10
	Stalking (35-45-10-5)		-	-	-	2
Level 4 Felony Total			14	116	56	311

Felony Level	Primary Offense	Secondary Offense	Mar-20		This Calendar Year	
			SEX		SEX	
			F	M	F	M
Level 5 Felony	Aiding, Inducing or Causing an Offense (35-41-2-4)	Robbery (35-42-5-1)	-	-	-	1
	Assisting a Criminal (35-44.1-2-5)		-	-	-	1
	Attempt to Commit a Felony (35-41-5-1)	Att. to Commit a Crime by Committing (35-41-5-1)	-	-	1	-
		Escape (35-44.1-3-4)	-	1	-	2
		Robbery (35-42-5-1)	-	2	-	2
		Trafficking with an Inmate (35-44.1-3-5)	-	-	-	1
	Auto Theft, Receiving Stolen Parts (35-43-4-2.5)		-	1	-	3
	Battery (35-42-2-1)		5	23	10	62
	Burglary (35-43-2-1)		2	27	8	74
	Child Exploitation (35-42-4-4)		-	1	-	7
	Child Pornography (35-42-4-4(C))		-	1	-	1
	Child Possession of a Firearm (35-47-10-5)		-	3	-	4
	Child Seduction (35-42-4-7)		-	1	-	1
	Child Solicitation (35-42-4-6)		-	3	-	7
	Conspiracy (35-41-5-2)	Providing Gun to Ineligible Pers (35-47-2.5-16)	-	-	-	1
	Conversion (35-43-4-3)		-	1	-	2
	Corrupt Business Influence (35-45-6-2)		-	-	1	-
	Criminal Confinement (35-42-3-3)		-	2	-	14
	Criminal Recklessness (35-42-2-2)		-	2	1	9
	Dealing Cocaine or Narcotic Drug (35-48-4-1)		1	6	3	23
	Dealing Marijuana, Hash Oil, or Hashish (35-48-4-10)		-	1	-	1
	Dealing Methamphetamine (35-48-4-1.1)		2	14	8	53
	Dealing Sched I, II, or III Cntrl Sub (35-48-4-2)		-	-	1	2
	Dealing in Methamphetamine (35-48-4-1.1)		4	12	11	30
	Dealing/Poss. Look-Alike Subs (35-48-4-4.6)		-	-	2	3
	Disarm/Attempt to Disarm an Officer (35-44.1-3-2)		-	2	-	3
	Domestic Battery (35-42-2-1.3)		3	20	9	56
	Escape (35-44.1-3-4)		1	3	2	9
	Fail to Stop Acc Death (9-26-1-1.1)		2	-	2	2
	Failure to Register as a Sex Offender (11-8-8-17)		-	8	-	31
	Firearm w/in One Mile of School (35-47-2-1)		2	22	6	69
	Fraud on Financial Institution (35-43-8-8)		-	-	2	6
	Intimidation (35-45-2-1)		-	3	2	13
	Involuntary Manslaughter (35-42-1-4)		-	1	-	1
	Kidnapping (35-42-3-2)		-	-	-	3
	Neglect of a Dependent/Death (35-46-1-4)		3	-	4	1

Felony Level	Primary Offense	Secondary Offense	Mar-20		This Calendar Year	
			SEX		SEX	
			F	M	F	M
Level 5 Felony (Cont'd)	Non-Support of Dependent Child (35-46-1-5)		-	1	-	2
	Obliterating Handgun I.D. (35-47-2-18)		-	1	-	4
	Obstruction of Justice (35-44.1-2-2)		-	2	-	2
	Oper Veh Aft Life Susp (9-30-10-17)		1	5	3	36
	Operating Veh while Intoxicated (9-30-5-2)		-	1	1	4
	Operating Vehicle Intoxicated/Death (9-30-5-5)		-	-	1	1
	Operating Vehicle Intoxicated/Injury (9-30-5-4)		1	-	2	1
	Possession of Cocaine or Narcotic Drug 35-48-4-6		1	5	3	24
	Possession of Dangerous Device (35-44.1-3-7)		-	2	-	2
	Pred Job Near Child (35-42-7-10)		-	1	-	1
	Reckless Homicide (35-42-1-5)		-	1	1	3
	Resisting Law Enforcement (35-44.1-3-1)		-	-	-	1
	Robbery (35-42-5-1)		-	10	-	37
	Sexual Misconduct with a Minor (35-42-4-9)		-	3	1	9
	Stalking (35-45-10-5)		-	3	-	8
	Theft, Receiving Stolen Property (35-43-4-2)		-	3	1	8
	Trafficking with an Inmate (35-44.1-3-5)		-	2	1	5
Level 6 Felony Total			28	200	87	646

Felony Level	Primary Offense	Secondary Offense	Mar-20		This Calendar Year	
			SEX		SEX	
			F	M	F	M
Level 6 Felony	Aiding in Manufacture of Sch II Cont Subst (35-48-4-2)		-	-	-	1
	Attempt to Commit a Felony (35-41-5-1)	Theft, Receiving Stolen Property (35-43-4-2)	1	-	1	-
	Auto Theft, Receiving Stolen Parts (35-43-4-2.5)		-	-	2	2
	Battery 35-42-2-1		1	2	1	12
	Check Fraud (35-43-5-12)		-	1	-	1
	Controlled Substance Registration (35-48-4-14)		-	1	-	1
	Criminal Confinement (35-42-3-3)		-	-	-	2
	Criminal Confinement (35-42-3-3)		-	3	-	10
	Criminal Recklessness (35-42-2-2)		-	-	1	2
	Criminal Trespass (35-43-2-2)		-	-	-	1
	Dealing/Poss. Look-Alike Subs (35-48-4-11.5)		-	-	-	1
	Escape 35-44.1-3-4		4	8	8	21
	Forgery, Counterfeiting, Application Fraud (35-43-5-2)		-	1	-	2
	Identity Deception (35-43-5-3.5)		-	1	-	1
	Insurance Fraud (35-43-5-4.5)		1	1	1	2
	Intimidation (35-45-2-1)		-	1	-	4
	Invasion of Privacy (35-46-1-15.1)		-	3	-	5
	Leaving the Scene of an Accident(9-26-1-1.1)		-	-	-	1
	Maintain Common Nuisance (35-45-2-1(c))		1	-	1	1
	Maintaining Common Nuisance (35-48-4-13)		-	1	-	1
	Neglect of a Dependent/Death (35-46-1-4)		-	-	-	2
	Non-Support of Dependent Child (35-46-1-5)		-	-	-	1
	Obstruction of Justice (35-44.1-2-2)		-	-	1	-
	Oper Vehicle-Intox-Prev Conv (9-30-5-3)		1	2	1	5
	Operating Vehicle Intoxicated-Contrld Sub (9-30-5-1)		-	-	-	2
	Operating Vehicle Intoxicated-Endanger (9-30-5-2)		-	2	2	4
		Habitual Offender Controlled Substance (35-50-2-10)	-	-	-	1
	Operating Vehicle-Habitual Violation (9-30-10-16)		-	1	-	4
	Possession of Cocaine or Narcotic Drug (35-48-4-6)		2	4	4	11
	Possession of Meth (35-48-4-6.1)		-	-	1	-
	Possession of Meth(35-48-4-6.1)		3	7	17	47
	Possession of Syringes or Needles (16-42-19-18)		-	1	2	1
	Residential Entry (35-43-2-1.5)		-	1	-	6
	Resisting Law Enforc (35-44.1-3-1)		-	5	-	12
	Sexual Battery (35-42-4-8)		-	1	-	1
	Strangulation (35-42-2-9)		-	1	-	4
	Synthetic ID Deception (35-43-5-3.8)		-	-	1	-
	Theft, Receiving Stolen Property (35-43-4-2)		3	10	7	36
Level 6 Felony Total			17	58	51	208

Felony Level	Primary Offense	Secondary Offense	Mar-20		This Calendar Year	
			SEX		SEX	
			F	M	F	M
Murder	Murder (35-42-1-1)		1	11	2	31
Murder Total			1	11	2	31

Grand Total	Mar-20		This Calendar Year	
	SEX		SEX	
	F	M	F	M
	83	531	265	1675

Note: Offense data may not be available for all offenders at the time this table was prepared. Only new commitments and probation violations are reported on this table. Parole and Community Transition Program violators are excluded on this table. Source: SAS - all.citations_mso.pgm

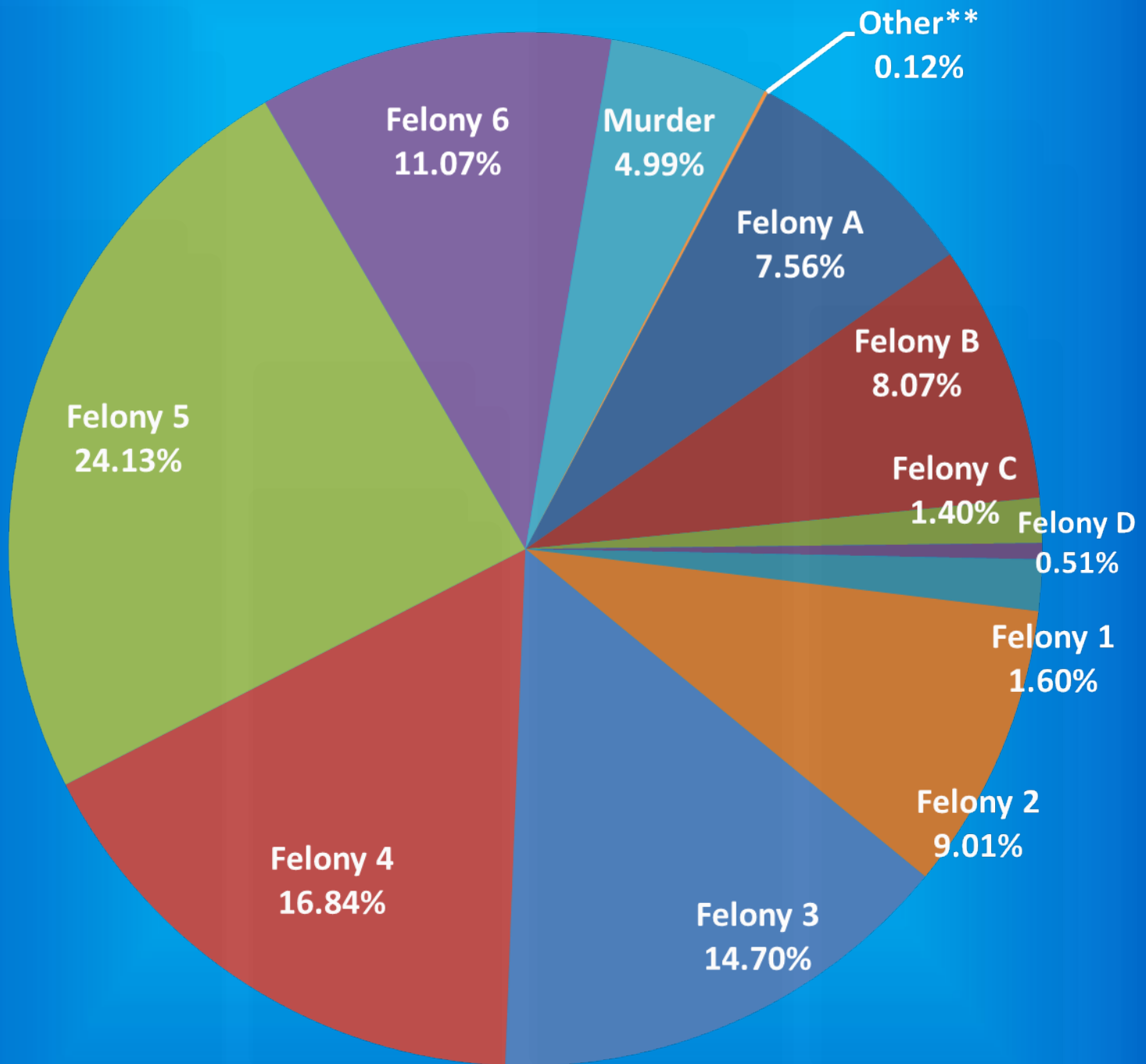
Indiana Department of Correction

Graph A

Female Population by Most Serious Offense Felony Level*

April 01, 2020

N = 2,606



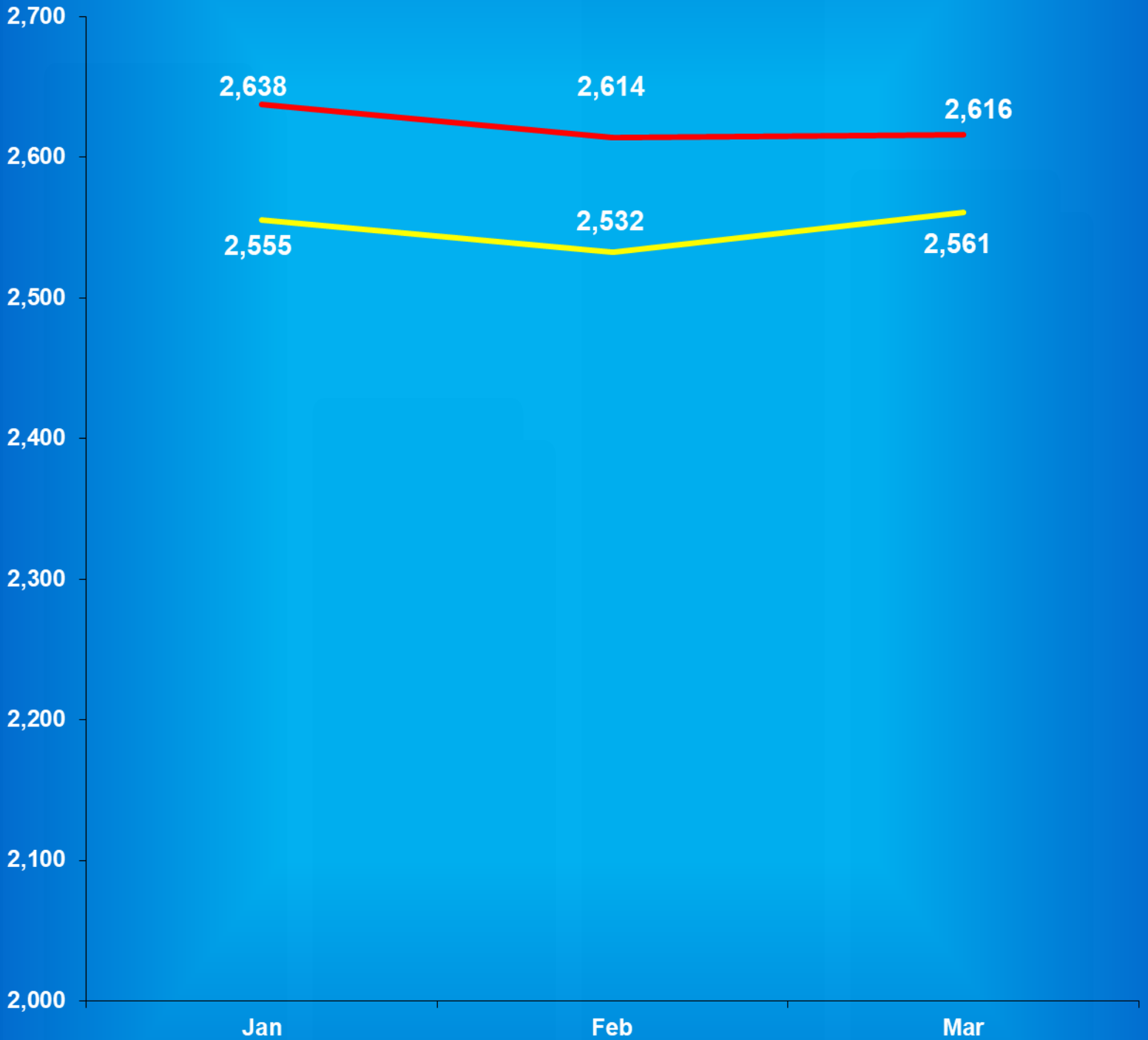
* Includes Offenders Held in County Jails and Contracted Beds

** Other includes Safekeepers, Predispositions, Habitual Offenders, Misdemeanants, and Unknowns

Indiana Department of Correction

Graph B

Average Daily Adult Female Offender Populations
Calendar Year 2020



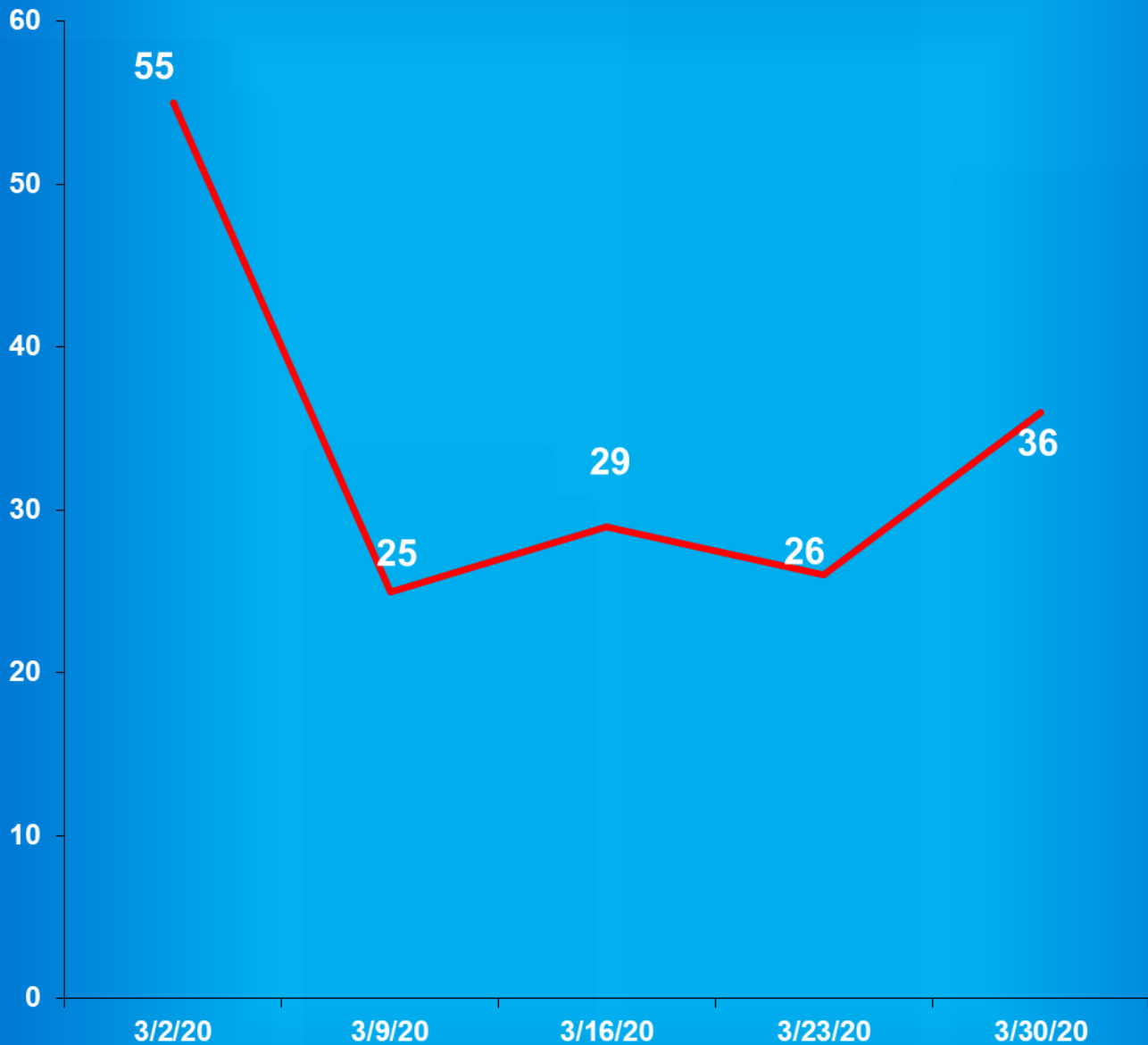
— Includes County Jail/Contract Beds — Excludes County Jail/Contract Beds

Indiana Department of Correction

Graph C

Adult Females Held in County Jails

March 2020



- Offenders held in county jails are newly sentenced offenders with completed court documents who are awaiting transfer to a DOC facility.

- Jail counts are a dynamic number that are affected by a variety of factors, including; sentencing trends, available DOC beds, and intake process completion.

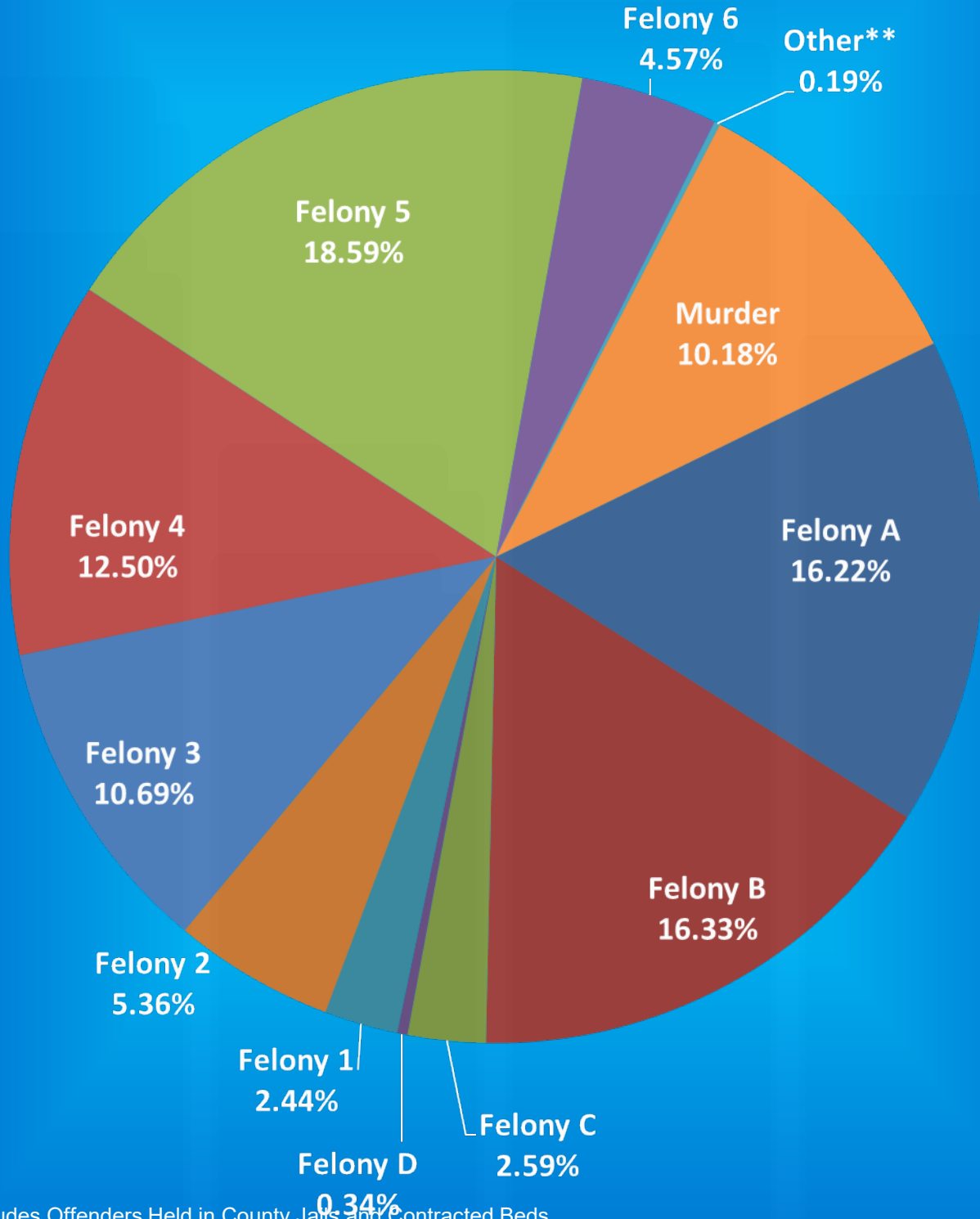
Indiana Department of Correction

Graph D

Male Population by Most Serious Offense Felony Level*

April 01, 2020

N = 24,683



* Includes Offenders Held in County Jails and Contracted Beds

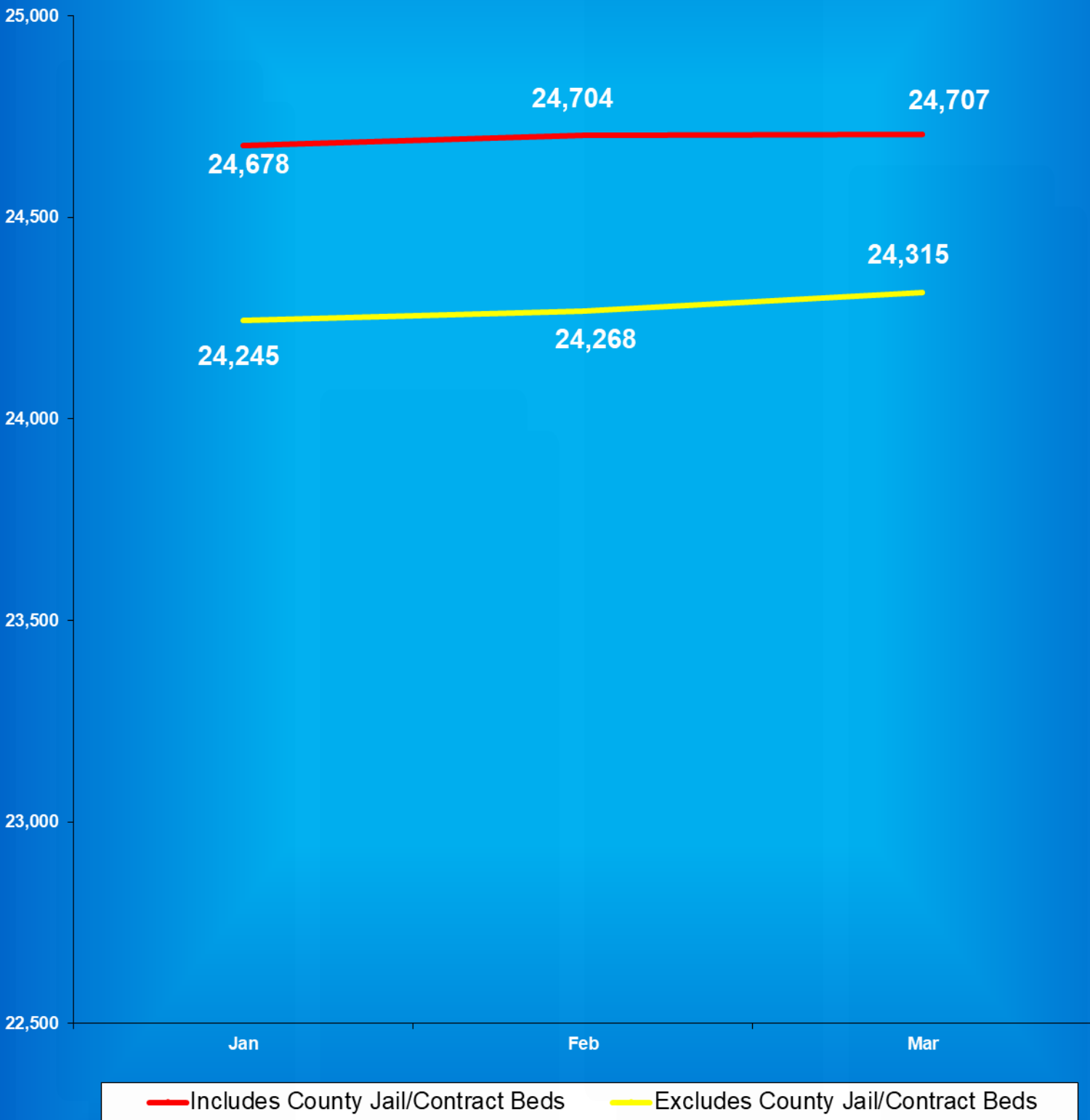
** Other includes Safekeepers, Predispositions, Habitual Offenders, Misdemeanants, and Unknowns

Indiana Department of Correction

Graph E

Average Daily Adult Male Offender Populations

Calendar Year 2020

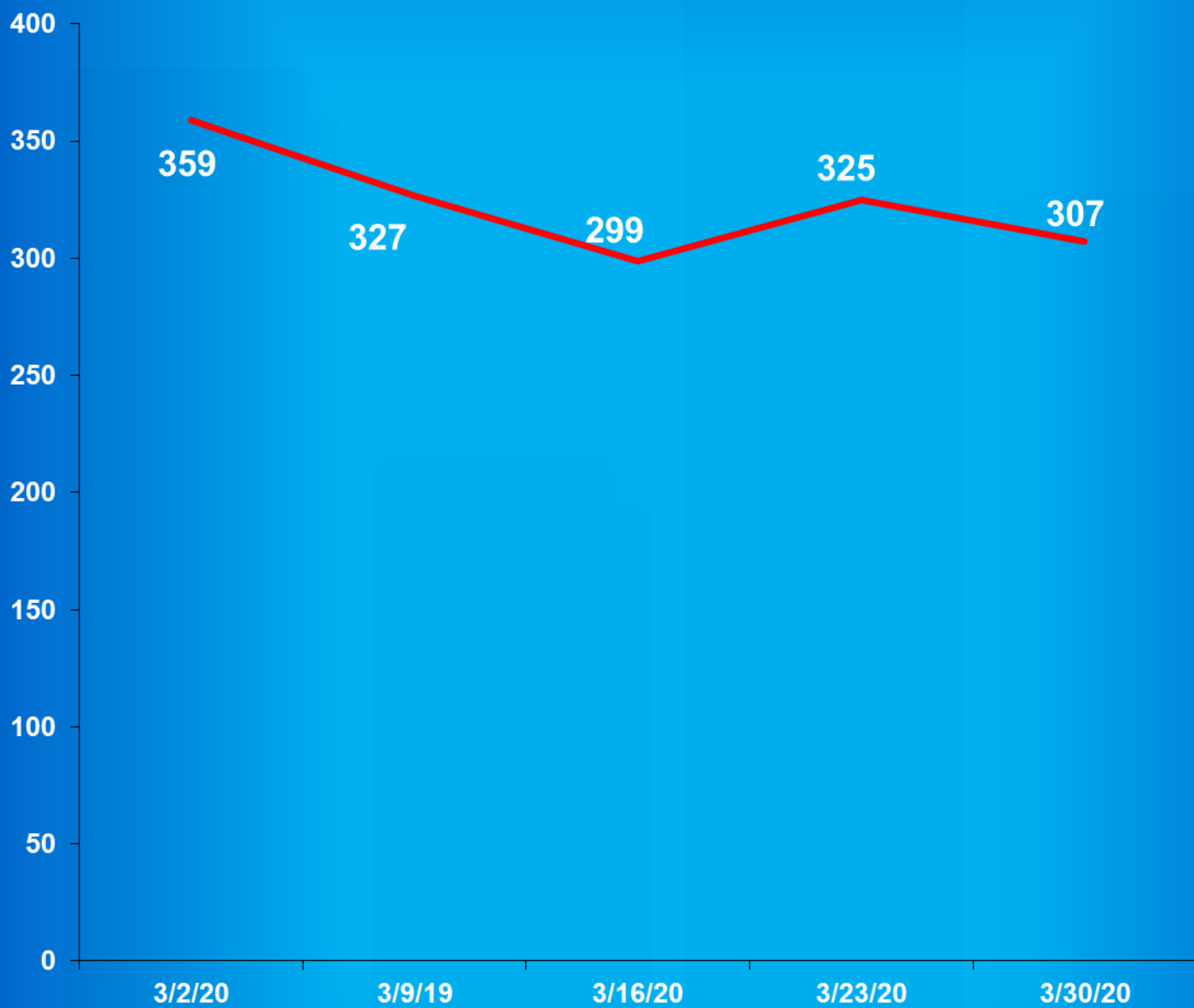


Indiana Department of Correction

Graph F

Adult Males Held in County Jails

March 2020



- Offenders held in county jails are newly sentenced offenders with completed court documents who are awaiting transfer to a DOC facility.

- Jail counts are a dynamic number that are affected by a variety of factors, including; sentencing trends, available DOC beds, and intake process completion.



Juvenile Offender Statistics



Indiana Department Of Correction
Table 13
Monthly Facility Admissions and Releases

Juvenile Offenders
March 2020

Admissions of All Juvenile Males

New Commitment	Re-Commitment	Parolee Return	Return From Escape	Diagnostics/Walk-Thrus
26	6	2	0	8

Releases of All Juvenile Males

Discharge	Parole	Escape	Diagnostics/Walk-Thrus
23	9	0	10

Admissions of All Juvenile Females

New Commitment	Re-Commitment	Parolee Return	Return From Escape	Diagnostics/Walk-Thrus
3	0	0	0	1

Releases of All Juvenile Females

Discharge	Parole	Escape	Diagnostics/Walk-Thrus
1	1	0	1

Sources:

SAS - mnthadm4_pgm_tbl13.pgm

SAS - mnthext4_pgm_tbl13.pgm

Indiana Department of Correction

Table 14

New Admissions by County of Commitment - Juveniles

March 2020

County	Admission Type			County	Admission Type		
	New Commits	Re Commits	Total		New Commits	Re Commits	Total
Adams	0	0	0	Madison	0	0	0
Allen	3	1	4	Marion	3	1	4
Bartholomew	0	0	0	Marshall	0	0	0
Benton	0	0	0	Martin	0	0	0
Blackford	0	0	0	Miami	0	0	0
Boone	0	0	0	Monroe	1	0	1
Brown	0	0	0	Montgomery	0	1	1
Carroll	1	0	1	Morgan	0	0	0
Cass	0	0	0	Newton	0	0	0
Clark	0	0	0	Noble	1	0	1
Clay	0	0	0	Ohio	0	0	0
Clinton	1	0	1	Orange	0	0	0
Crawford	0	0	0	Owen	0	0	0
Daviess	0	0	0	Parke	0	0	0
Dearborn	0	0	0	Perry	0	0	0
Decatur	0	0	0	Pike	0	0	0
DeKalb	1	0	1	Porter	2	1	3
Delaware	1	0	1	Posey	0	0	0
Dubois	1	0	1	Pulaski	0	0	0
Elkhart	2	0	2	Putnam	0	0	0
Fayette	0	0	0	Randolph	0	0	0
Floyd	0	0	0	Ripley	0	0	0
Fountain	0	0	0	Rush	0	0	0
Franklin	0	0	0	St. Joseph	3	1	4
Fulton	1	0	1	Scott	0	0	0
Gibson	0	0	0	Shelby	0	0	0
Grant	0	0	0	Spencer	0	0	0
Greene	0	0	0	Starke	0	0	0
Hamilton	0	0	0	Steuben	1	0	1
Hancock	0	0	0	Sullivan	0	0	0
Harrison	0	0	0	Switzerland	0	0	0
Hendricks	2	0	2	Tippecanoe	1	0	1
Henry	0	0	0	Tipton	0	0	0
Howard	0	0	0	Union	0	0	0
Huntington	0	0	0	Vanderburgh	0	0	0
Jackson	0	0	0	Vermillion	0	0	0
Jasper	0	0	0	Vigo	0	0	0
Jay	0	0	0	Wabash	0	0	0
Jefferson	0	0	0	Warren	0	0	0
Jennings	0	0	0	Warrick	0	0	0
Johnson	0	1	1	Washington	0	0	0
Knox	0	0	0	Wayne	0	0	0
Kosciusko	0	0	0	Wells	0	0	0
LaGrange	0	0	0	White	0	0	0
Lake	4	0	4	Whitley	0	0	0
LaPorte	0	0	0	Unknown	0	0	0
Lawrence	0	0	0	Totals	29	6	35

This data is based on most serious offense and excludes parole violations.

Source: Mnthadm4_pgm_tbl14.pgm

Indiana Department of Correction

Table 15

Monthly Releases by County of Commitment - Juveniles

March 2020

County	Release Type			County	Release Type		
	Discharge	Parole	Total		Discharge	Parole	Total
Adams	0	0	0	Madison	0	0	0
Allen	0	1	1	Marion	4	0	4
Bartholomew	0	0	0	Marshall	0	0	0
Benton	0	0	0	Martin	0	0	0
Blackford	0	0	0	Miami	0	0	0
Boone	1	0	1	Monroe	0	0	0
Brown	0	0	0	Montgomery	0	0	0
Carroll	1	0	1	Morgan	0	0	0
Cass	0	0	0	Newton	0	0	0
Clark	0	0	0	Noble	0	0	0
Clay	0	0	0	Ohio	0	0	0
Clinton	1	0	1	Orange	0	0	0
Crawford	0	0	0	Owen	0	0	0
Daviess	0	0	0	Parke	0	0	0
Dearborn	0	0	0	Perry	0	0	0
Decatur	0	0	0	Pike	0	0	0
DeKalb	0	0	0	Porter	0	0	0
Delaware	0	0	0	Posey	0	0	0
Dubois	1	0	1	Pulaski	0	0	0
Elkhart	1	1	2	Putnam	0	0	0
Fayette	0	0	0	Randolph	0	0	0
Floyd	0	0	0	Ripley	0	0	0
Fountain	0	0	0	Rush	0	0	0
Franklin	0	0	0	St. Joseph	8	1	9
Fulton	1	0	1	Scott	0	0	0
Gibson	0	0	0	Shelby	0	0	0
Grant	0	0	0	Spencer	0	0	0
Greene	0	2	2	Starke	0	0	0
Hamilton	0	1	1	Steuben	0	0	0
Hancock	1	0	1	Sullivan	0	0	0
Harrison	0	0	0	Switzerland	0	0	0
Hendricks	0	0	0	Tippecanoe	1	2	3
Henry	0	0	0	Tipton	0	0	0
Howard	1	1	2	Union	0	0	0
Huntington	0	0	0	Vanderburgh	1	0	1
Jackson	0	0	0	Vermillion	0	0	0
Jasper	1	0	1	Vigo	0	0	0
Jay	0	0	0	Wabash	0	0	0
Jefferson	0	0	0	Warren	0	0	0
Jennings	0	1	1	Warrick	1	0	1
Johnson	0	0	0	Washington	0	0	0
Knox	0	0	0	Wayne	0	0	0
Kosciusko	0	0	0	Wells	0	0	0
LaGrange	0	0	0	White	0	0	0
Lake	0	0	0	Whitley	0	0	0
LaPorte	0	0	0	Unknown	0	0	0
Lawrence	0	0	0	Totals	24	10	34

Some discharges may be releases to County Probation - data is unable to be separated.

Diagnostics and Escapes are excluded.

Source: Mnthext4_pgm_tbl15.pgm

Indiana Department of Correction
Table 16
Total Number of Committing Offenses for Juveniles
Committed to the Indiana Department of Correction
March 2020

OFFENSE (Citation Code)	NUMBER OF OFFENSES			
	This Month		This Calendar Year	
LEVEL I	Female	Male	Female	Male
Aggravated Battery (35-42-2-1.5)	0	0	0	0
Arson (35-43-1-1)	0	0	1	0
Battery (35-42-2-1)	0	2	1	3
Battery by Bodily Waste (35-42-2-6)	0	0	0	0
Burglary (35-43-2-1)	0	4	0	7
Carjacking (35-42-5-2)	0	0	0	0
Carrying Handgun w/o License (35-47-2-1)	0	0	0	0
Changing, Altering, Removing, Obliterating ID of Handgun (35-47-2-18)	0	0	0	0
Child Exploitation (35-42-4-4)	0	0	0	0
Child Molesting (35-42-4-3)	0	3	0	7
Child Seduction (35-42-4-7)	0	0	0	0
Child Selling (35-46-1-4)	0	0	0	0
Child Solicitation (35-42-4-6)	0	0	0	0
Child in Possession of Handgun (35-47-10-5)	0	0	0	1
Consumer Product Tampering (35-45-8-3)	0	0	0	0
Criminal Confinement (35-42-3-3)	0	0	0	0
Criminal Deviate Conduct (35-42-4-2)	0	0	0	0
Criminal Gang Intimidation (35-45-9-4)	0	0	0	0
Criminal Gang Recruitment	0	0	0	0
Criminal Recklessness (35-42-2-2)	0	0	0	1
Dangerous Possession of a Firearm (35-47-10-5)	0	3	1	10
Dealing in a Sawed-Off Shotgun (35-47-5-4.1)	0	0	0	0
Distribution of a Destructive Device (IC 35-47.5-5-5)	0	0	0	0
Domestic Battery (35-42-2-1.3)	1	0	1	1
Driving While Intoxicated Resulting in Death (9-30-5-5)	0	0	0	0
False Application for Handgun (35-47-2-8)	0	0	0	0
False, Altering Handgun License (35-47-2-22)	0	0	0	0
Feticide (35-42-1-6)	0	0	0	0
Handgun, False ID (35-47-2-17)	0	0	0	0
Incest (35-46-1-3)	0	0	0	0
Interference with Custody (35-42-3-4)	0	0	0	0
Intimidation (35-45-2-1)	0	0	0	0
Involuntary Manslaughter (35-42-1-4)	0	0	0	1
Kidnapping (35-42-3-2)	0	1	0	1
Murder (35-42-1-1)	0	0	2	2
Neglect of a Dependent (35-46-1-4)	0	0	0	0
Operation of a Machine Gun/Hurling a Bomb (35-47-5-9)	0	0	0	0
Overpass Mischief (35-42-2-5)	0	0	0	0
Pointing a Firearm (35-47-4-3)	0	1	0	2
Possession of Firearm on School Property (35-47-9-2)	0	0	0	0
Possession of a Machine Gun or Bomb (35-47-5-9)	0	0	0	0
Rape (35-42-4-1)	0	0	0	0
Reckless Homicide (35-42-1-5)	0	0	0	1
Resisting Law Enforcement (35-44-3-3)	0	0	0	0
Robbery (35-42-5-1)	0	3	0	10
Sell, Manufacture, Possess, Purchase Explosive (35-47-5-1)	0	0	0	0
Sell, Transfer, HIV Blood (35-42-1-7)	0	0	0	0
Selling, Transferring, Giving Handgun to Under 18 (35-47-2-7)	0	0	0	0
Sexual Battery (35-42-4-8)	0	0	0	1
Sexual Misconduct (35-44-1-5)	0	0	0	0

LEVEL I (cont'd)

NUMBER OF OFFENSES

	This Month		This Calendar Year	
	Female	Male	Female	Male
Sexual Misconduct with a Minor (35-42-4-9)	0	0	0	0
Stalking (35-45-10-5)	0	0	0	0
Strangulation (35-42-2-9)	0	0	0	0
Unlawful Delivery of Confiscated Firearm (35-47-3-4)	0	0	0	0
Unlawful Use of Body Armor (35-47-5-13)	0	0	0	0
Unlawful Use of Stun Gun (35-47-8-5)	0	0	0	0
Vicarious Sexual Gratification (35-42-4-5)	0	0	0	0
Voluntary Manslaughter (35-42-1-3)	0	0	0	0
Sub-Total	1	17	6	48

LEVEL II

Assisting a Criminal (35-44-3-2)	0	0	0	0
Chinese Throwing Star (35-47-5-12)	0	0	0	0
Criminal Gang Activity (35-45-9-3)	0	0	0	0
Criminal Recklessness (35-42-2-2)	0	0	0	0
Dealing Anabolic Steroid (16-42-19-27)	0	0	0	0
Dealing Methamphetamine (35-48-4-1.1)	0	0	0	0
Dealing in Cocaine or Narcotic Drug (35-48-4-1)	0	0	0	0
Dealing in Marijuana, Hash Oil, or Hashish (35-48-4-10)	0	0	0	0
Dealing in a Schedule I, II, or III Controlled Substance (35-48-4-2)	0	0	0	0
Dealing in a Schedule IV Controlled Substance (35-48-4-3)	0	0	0	0
Dealing in a Schedule V Controlled Substance (35-48-4-4)	0	0	0	0
Dealing in a Substance Represented to be a Controlled Substance (35-48-4-4.5)	0	0	0	0
Delivery of Weapon to Intoxicated Person (35-47-4-1)	0	0	0	0
Disarming Law Enforcement Officer (35-44.1-3-2)	0	0	0	0
Escape/Failure to Return to Lawful Detention (35-44-3-5)	1	0	1	6
Inmate w/ Deadly Weapon (35-44.1-3-7)	0	0	0	0
Interference with Custody (35-42-3-4)	0	0	0	0
Intimidation (35-45-2-1)	0	1	0	6
Knife with Automatic Blade (35-47-5-2)	0	0	0	0
Loan Sharking (35-45-7-2)	0	0	0	0
Maintaining a Common Nuisance (35-48-4-13)	0	0	0	0
Making loan secured by mortgage, deposit or pledge of handgun (35-47-4-2)	0	0	0	0
Manufacture, Distribution, Possession of a Substance Represented to be a Controlled Substance (35-48-4-4)	0	0	0	0
Neglect of a Dependent (35-46-1-4)	0	0	0	0
Poss Precursors w/ Intent to Manufacture Etc. (35-48-4-14.5)	0	0	0	0
Possession of a Controlled Substance (35-48-4-7)	0	0	0	0
Possession of a Knife on School Property (35-47-5-2.5)	0	0	0	0
Promoting Prostitution (35-45-4-4)	0	0	0	0
Purchase, Possession or Sale of Stun Gun (35-47-8-5)	0	0	0	0
Resisting Law Enforcement (35-44-3-3)	0	0	0	3
Rioting with a Deadly Weapon (35-45-1-2)	0	0	0	0
Sale, Possession, Use of Legend Drug (16-42-19-27)	0	0	0	0
Sexual Misconduct with a Minor (35-42-4-9)	0	0	0	0
Stalking (35-45-10-5)	0	0	0	0
Trafficking with an Inmate (35-44-3-9)	0	0	0	0
Use of Stun Gun in Commission of a Crime (35-47-8-5)	0	0	0	0
Sub-Total	1	1	1	15

LEVEL III

Accident /Failure to Stop (9-26-1-8)	0	0	0	0
Accident, Property Damage with Injury (9-26-1-8)	0	0	0	0
Altering or Damaging Computer (35-43-1-4)	0	0	0	0
Auto Theft, Receiving Stolen Parts (35-43-4-2.5)	0	0	0	4
Battery (35-42-2-1)	1	2	4	7
Battery by Bodily Waste (35-42-2-6)	0	0	0	0
Bestiality	0	0	0	0
Bribery (35-44-1-1)	0	0	0	0

LEVEL III (cont'd)	NUMBER OF OFFENSES			
	This Month		This Calendar Year	
	Female	Male	Female	Male
Burglary (35-43-2-1)	0	0	0	0
Check Deception (35-43-5-5)	0	0	0	0
Check Fraud (35-43-5-12)	0	0	0	0
Child Exploitation (35-42-4-4)	0	0	0	0
Controlled Substance Registration (35-48-4-14)	0	0	0	0
Conversion (35-43-4-3)	0	1	0	1
Criminal Mischief (35-43-1-2)	1	3	1	6
Criminal Recklessness (35-42-2-2)	0	0	0	0
Criminal Trespass (35-43-2-2)	0	2	0	3
Dealing in Altered Property (35-43-4-2.3)	0	0	0	0
Dealing in Marijuana, Hash Oil, or Hashish (35-48-4-10)	0	0	0	0
Dealing in Paraphernalia (35-48-4-8.5)	0	0	0	0
Dealing in a Schedule IV Controlled Substance (35-48-4-3)	0	0	0	0
Distribution of Material Harmful to Minor (35-49-3-3)	0	0	0	0
Escape/Failure to Return to Lawful Detention (35-44-3-5)	1	4	2	8
Failure to Appear (35-44-3-6)	0	0	0	0
False Reporting (35-44-2-2)	0	0	0	0
Forgery (35-43-5-2)	0	0	0	0
Fraud (35-43-5-4)	0	1	0	1
Fraud on Financial Institution (35-45-5-8)	0	0	0	0
Home Improvement Fraud (35-43-6-13)	0	0	0	0
Identity Deception (35-43-5-3.5)	0	0	0	0
Interference with Custody (35-42-3-4)	0	0	0	0
Interference with Reporting Crime (35-42-2-5)	0	0	0	0
Invasion of Privacy (35-46-1-15.1)	0	0	0	0
Kill Domestic Animal	0	0	0	0
LEGEND DRUG DECEPTN	0	1	0	1
Manufacture of Paraphernalia (35-48-4-8.1)	0	0	0	0
Nonsupport of Child (35-46-1-5)	0	0	0	0
Nonsupport of Spouse (35-46-1-6)	0	0	0	0
Obscene Performance (35-49-3-1)	0	0	0	0
Obstructing Fireman (35-44-3-8)	0	0	0	0
Obstructing Traffic (35-42-2-4)	0	0	0	0
Obstruction of Justice (35-44-3-4)	0	0	0	0
Operating Vehicle After Lifetime Forfeiture (9-30-10-17)	0	0	0	0
Operating Vehicle While Intoxicated (9-30-5-4)	0	0	0	0
Operating Vehicle While Intoxicated with Prior (9-30-5-3)	0	0	0	0
Patronizing a Prostitute (35-45-4-3)	0	0	0	0
Perjury (35-44-2-1)	0	0	0	0
Possession of Cocaine or Narcotic Drug (35-48-4-6)	0	0	0	2
Possession of Marijuana, Hash Oil, or Hashish (35-48-4-11)	0	0	0	0
Possession of Methamphetamines (35-48-4-6.1)	0	0	0	1
Possession of Paraphernalia (35-48-4-8.3)	0	0	0	0
Possession of a Controlled Substance (35-48-4-7)	0	0	0	0
Possession of a Syringe (16-42-19-18)	0	0	1	0
Possession/Use of Legend Drug (16-42-19-13)	0	0	0	1
Professional Gambling (35-45-5-3)	0	0	0	0
Profiting from Adoption (35-46-1-9)	0	0	0	0
Promoting Professional Gambling (35-45-5-4)	0	0	0	0
Promoting Prostitution (35-45-4-4)	0	0	0	0
Prostitution (35-45-4-2)	0	0	0	0
Public Indecency (35-45-4-1)	0	0	0	0
Public Nudity (35-45-4-1.5)	0	0	0	0
Railroad Mischief (35-42-2-5.5)	0	0	0	0
Receiving Stolen Auto Parts (35-43-4-2.5)	0	0	0	0
Receiving Stolen Property (35-43-4-2)	0	0	0	0
Residential Entry (35-43-2-1.5)	0	1	0	1
Resisting Law Enforcement (35-44-3-3)	0	1	0	9
Rioting (35-45-1-2)	0	0	0	0

LEVEL III (cont'd)	NUMBER OF OFFENSES			
	This Month		This Calendar Year	
	Female	Male	Female	Male
Sale, Possession, Use of Legend Drug (16-42-19-27)	0	0	0	0
Selling, Distributing, Exhibiting Obscene Material (35-49-3-1)	0	0	0	0
Stalking (35-45-10-5)	0	0	0	0
Synthetic Drug (35-48-4-11.5)	0	0	0	0
Theft (35-43-4-2)	0	5	0	17
Torture or Mutilation of Animal (35-46-3-12)	0	0	0	0
Trafficking with an Inmate (35-44-3-9)	0	0	0	0
Unauthorized Possession of Prescription Form (35-48-4-14)	0	0	0	0
Unlawful Entry of Motor Vehicle (35-43-4-2.7)	0	0	0	0
Voyeurism (35-45-4-5)	0	0	0	0
Welfare Fraud (35-43-5-7)	0	0	0	0
Sub-Total	3	21	8	62

LEVEL IV	Female	Male	Female	Male
Absence From Home Detention (35-38-2.5-10)	0	0	0	0
Accident/Failure to Stop (9-26-1-8)	0	0	0	0
Alcohol Violation (31-37-2-6)	0	0	0	0
Animal Cruelty (35-46-3-12)	0	0	0	0
Assisting a Criminal (35-44-3-2)	0	0	0	0
Beats Vertebrate Animal (35-46-3-12)	0	0	0	0
Check Deception (35-43-5-5)	0	0	0	0
Common Nuisance (35-48-4-13)	0	0	0	0
Computer Trespassing (35-43-2-3)	0	0	0	0
Counterfeiting Auto Registration (9-18-2-42)	0	0	0	0
Counterfeiting a Driver's License (9-24-18-7)	0	0	0	0
Curfew Violation (31-37-2-5)	0	1	0	1
Deception (35-43-5-3)	0	0	0	0
Deer Outside Hours (14-22-6-1)	0	0	0	0
Deer w/ Illegal Device (14-22-6-1)	0	0	0	0
Disorderly Conduct (35-45-1-3)	0	0	1	6
Dissemination of Material Harmful to Minor (35-49-3-3)	0	0	0	0
Driving While Intoxicated (9-11-2-3)	0	0	0	2
Driving with Suspended License (9-24-19-2)	0	0	0	0
Exploitation of Dependent/Endangered Adult (35-46-1-12)	0	0	0	0
Failure to Appear (35-44-3-6)	0	0	0	0
Failure to Disclose Recruitment (35-46-4-4)	0	0	0	0
Failure to Respond to Summons (35-44-3-6.5)	0	0	0	0
False Auto Registration (9-18-2-44)	0	0	0	0
False Identity Statement (35-44-2-6)	0	0	0	0
False Informing (35-44-2-2)	0	0	0	0
Flag Desecration (35-45-1-4)	0	0	0	0
Glue Sniffing (35-46-6-2)	0	0	0	0
Habitual Disobedience of Parent, Guardian, or Custodian (Incorrigible) (31-37-2-4)	0	1	0	1
Harassment (35-45-2-2)	0	0	0	0
Home Improvement Fraud (35-43-6-12)	0	0	0	0
Illegal Consumption of Alcohol (7.1-5-7-7)	0	0	0	2
Illegal Possession of Alcohol (7.1-5-7-7)	0	0	0	0
Impairment of ID Number (35-43-7-4)	0	0	0	0
Interference with Custody (35-42-3-4)	0	0	0	0
Interfering with Law Enforcement Animal (35-46-3-11)	0	0	0	0
Invasion of Privacy (35-46-1-15.1)	0	0	0	0
LEAVING ACCID SCENE	0	0	0	1
Leaving Home w/o Permission of Parent, Guardian or Custodian (Runaway) (31-37-2-2)	1	2	1	3
Maintaining a Common Nuisance (35-48-4-13)	0	0	0	0
Nitrous Oxide Distribution (35-46-6-3)	0	0	0	0
Obscene Performance (35-49-3-1)	0	0	0	0
Obstructing Medical Emergency (35-44-3-8.5)	0	0	0	0
Obstructing Traffic (35-42-2-4)	0	0	0	0
Official Misconduct (35-44.1-1-1)	0	0	0	0

LEVEL IV (cont'd)	NUMBER OF OFFENSES			
	This Month		This Calendar Year	
	Female	Male	Female	Male
Operating Vehicle While Intoxicated (9-30-5-2)	0	0	0	0
Operating Vehicle While Intoxicated/Cntrl'd Sub (9-30-5-1)	0	0	0	0
Operating Vehicle w/o License (9-24-18-1)	0	0	0	0
Operating Vehicle w/o Proof of Financial (9-25-8-2)	0	0	0	0
Operating Vehicle w/o Registration/Plates (9-18-2-43)	0	0	0	0
Possession of Device/Interfere Test (35-43-5-18)	0	0	0	0
Possession of Marijuana, Hash Oil, or Hashish (35-48-4-11)	0	2	0	7
Possession of Paraphernalia (35-48-4-8.3)	0	2	0	3
Possession of Substance Represented to be a Controlled Substance (35-48-4-4.6)	0	0	0	0
Possession, Purchase, Accepting Tobacco (35-46-1-10.5)	0	0	0	0
Probation Violation	0	19	0	49
Public Intoxication (7.1-5-1-3)	0	1	0	2
Receiving Unidentified Property (35-43-7-5)	0	0	0	0
Reckless Driving (9-21-8-52)	0	0	0	0
Refusal to Aid Officer (35-44-3-7)	0	0	0	0
Refusal to Identify Self (34-28-5-3.5)	0	0	0	0
Selling, Distributing, Exhibiting Obscene Material (35-49-3-1)	0	0	0	0
Synthetic Drug (35-48-4-11.5)	0	0	0	0
Taking Deer/Turkey (14-22-6-1)	0	0	0	0
Tattooing a Minor (35-42-2-7)	0	0	0	0
Torture, Kill, Mutilate an Animal (35-46-3-12)	0	0	0	0
Unauthorized Possession of Prescription (35-48-4-14)	0	0	0	0
Unlawful Entry of Motor Vehicle (35-43-4-2.7)	0	1	0	2
Unlawful Gambling (35-45-5-2)	0	0	0	0
Unlawful Use of Railroad Right of Way (8-3-15-3)	0	0	0	0
Vending Machine Vandalism (35-43-4-7)	0	0	0	0
Violation Home Detention	0	0	0	0
Violation Suspended Commitment to DOC	1	0	1	0
Violation of Compulsory School Attendance Law (Truancy) (31-37-2-3)	0	0	0	0
Voyeurism (35-45-4-5)	0	0	0	1
Welfare Fraud (35-45-5-7)	0	0	0	0
Sub-Total	2	29	3	80
GRAND TOTAL NUMBER OF OFFENSES	7	68	18	205

Source: SAS - mnthadm4_by_offense.pgm

Indiana Department of Correction
Table 17
Number of Juvenile Offenders by Most Serious Offense
Committed to the Indiana Department of Correction

March 2020

MOST SERIOUS OFFENSE (Citation Code)	NUMBER OF JUVENILES			
	This Month		This Calendar Year	
LEVEL I	Female	Male	Female	Male
Aggravated Battery (35-42-2-1.5)	0	0	0	0
Arson (35-43-1-1)	0	0	0	0
Battery (35-42-2-1)	1	0	1	2
Battery by Bodily Waste (35-42-2-6)	0	0	0	0
Burglary (35-43-2-1)	0	2	0	6
Carjacking (35-42-5-2)	0	0	0	0
Carrying Handgun w/o License (35-47-2-1)	0	0	0	0
Changing, Altering, Removing, Obliterating ID of Handgun (35-47-2-18)	0	0	0	0
Child Exploitation (35-42-4-4)	0	0	0	0
Child Molesting (35-42-4-3)	0	1	0	7
Child Seduction (35-42-4-7)	0	0	0	0
Child Selling (35-46-1-4)	0	0	0	0
Child Solicitation (35-42-4-6)	0	0	0	0
Child in Possession of Handgun (35-47-10-5)	0	0	0	0
Consumer Product Tampering (35-45-8-3)	0	0	0	0
Criminal Confinement (35-42-3-3)	0	0	0	0
Criminal Deviate Conduct (35-42-4-2)	0	0	0	0
Criminal Gang Intimidation (35-45-9-4)	0	0	0	0
Criminal Gang Recruitment	0	0	0	0
Criminal Recklessness (35-42-2-2)	0	0	0	1
Dangerous Possession of a Firearm (35-47-10-5)	0	2	1	6
Dealing in a Sawed-Off Shotgun (35-47-5-4.1)	0	0	0	0
Distribution of a Destructive Device (IC 35-47.5-5-5)	0	0	0	0
Domestic Battery (35-42-2-1.3)	0	0	1	1
Driving While Intoxicated Resulting in Death (9-30-5-5)	0	0	0	0
False Application for Handgun (35-47-2-8)	0	0	0	0
False, Altering Handgun License (35-47-2-22)	0	0	0	0
Feticide (35-42-1-6)	0	0	0	0
Handgun, False ID (35-47-2-17)	0	0	0	0
Incest (35-46-1-3)	0	0	0	0
Interference with Custody (35-42-3-4)	0	0	0	0
Intimidation (35-45-2-1)	0	0	0	0
Involuntary Manslaughter (35-42-1-4)	0	1	0	1
Kidnapping (35-42-3-2)	0	0	0	1
Murder (35-42-1-1)	1	2	1	2
Neglect of a Dependent (35-46-1-4)	0	0	0	0
Operation of a Machine Gun/Hurling a Bomb (35-47-5-9)	0	0	0	0
Overpass Mischief (35-42-2-5)	0	0	0	0
Pointing a Firearm (35-47-4-3)	0	0	0	1
Possession of Firearm on School Property (35-47-9-2)	0	0	0	0
Possession of a Machine Gun or Bomb (35-47-5-9)	0	0	0	0
Rape (35-42-4-1)	0	0	0	0
Reckless Homicide (35-42-1-5)	0	0	0	1
Resisting Law Enforcement (35-44-3-3)	0	0	0	0
Robbery (35-42-5-1)	0	4	0	8
Sell, Manufacture, Possess, Purchase Explosive (35-47-5-1)	0	0	0	0
Sell, Transfer, HIV Blood (35-42-1-7)	0	0	0	0
Selling, Transferring, Giving Handgun to Under 18 (35-47-2-7)	0	0	0	0
Sexual Battery (35-42-4-8)	0	1	0	1
Sexual Misconduct (35-44-1-5)	0	0	0	0

LEVEL I (cont'd)	NUMBER OF JUVENILES			
	This Month		This Calendar Year	
	Female	Male	Female	Male
Sexual Misconduct with a Minor (35-42-4-9)	0	0	0	0
Stalking (35-45-10-5)	0	0	0	0
Strangulation (35-42-2-9)	0	0	0	0
Unlawful Delivery of Confiscated Firearm (35-47-3-4)	0	0	0	0
Unlawful Use of Body Armor (35-47-5-13)	0	0	0	0
Unlawful Use of Stun Gun (35-47-8-5)	0	0	0	0
Vicarious Sexual Gratification (35-42-4-5)	0	0	0	0
Voluntary Manslaughter (35-42-1-3)	0	0	0	0
Sub-Total	2	13	4	38

LEVEL II

Assisting a Criminal (35-44-3-2)	0	0	0	0
Chinese Throwing Star (35-47-5-12)	0	0	0	0
Criminal Gang Activity (35-45-9-3)	0	0	0	0
Criminal Recklessness (35-42-2-2)	0	0	0	0
Dealing Anabolic Steroid (16-42-19-27)	0	0	0	0
Dealing Methamphetamine (35-48-4-1.1)	0	0	0	0
Dealing in Cocaine or Narcotic Drug (35-48-4-1)	0	0	0	0
Dealing in Marijuana, Hash Oil, or Hashish (35-48-4-10)	0	0	0	0
Dealing in a Schedule I, II, or III Controlled Substance (35-48-4-2)	0	0	0	0
Dealing in a Schedule IV Controlled Substance (35-48-4-3)	0	0	0	0
Dealing in a Schedule V Controlled Substance (35-48-4-4)	0	0	0	0
Dealing in a Substance Represented to be a Controlled Substance (35-48-4-4.5)	0	0	0	0
Delivery of Weapon to Intoxicated Person (35-47-4-1)	0	0	0	0
Disarming Law Enforcement Officer (35-44.1-3-2)	0	0	0	0
Escape/Failure to Return to Lawful Detention (35-44-3-5)	0	3	1	4
Inmate w/ Deadly Weapon (35-44.1-3-7)	0	0	0	0
Interference with Custody (35-42-3-4)	0	0	0	0
Intimidation (35-45-2-1)	0	1	0	4
Knife with Automatic Blade (35-47-5-2)	0	0	0	0
Loan Sharking (35-45-7-2)	0	0	0	0
Maintaining a Common Nuisance (35-48-4-13)	0	0	0	0
Making loan secured by mortgage, deposit or pledge of handgun (35-47-4-2)	0	0	0	0
Manufacture, Distribution, Possession of a Substance Represented to be a Controlled Substance (3	0	0	0	0
Neglect of a Dependent (35-46-1-4)	0	0	0	0
Poss precursors w/intent to manufacture etc. (35-48-4-14.5)	0	0	0	0
Possession of a Controlled Substance (35-48-4-7)	0	0	0	0
Possession of a Knife on School Property (35-47-5-2.5)	0	0	0	0
Promoting Prostitution (35-45-4-4)	0	0	0	0
Purchase, Possession or Sale of Stun Gun (35-47-8-5)	0	0	0	0
Resisting Law Enforcement (35-44-3-3)	0	3	0	3
Rioting with a Deadly Weapon (35-45-1-2)	0	0	0	0
Sale, Possession, Use of Legend Drug (16-42-19-27)	0	0	0	0
Sexual Misconduct with a Minor (35-42-4-9)	0	0	0	0
Stalking (35-45-10-5)	0	0	0	0
Trafficking with an Inmate (35-44-3-9)	0	0	0	0
Use of Stun Gun in Commission of a Crime (35-47-8-5)	0	0	0	0
Sub-Total	0	7	1	11

LEVEL III

Accident /Failure to Stop (9-26-1-8)	0	0	0	0
Accident, Property Damage with Injury (9-26-1-8)	0	0	0	0
Altering or Damaging Computer (35-43-1-4)	0	0	0	0
Auto Theft, Receiving Stolen Parts (35-43-4-2.5)	0	2	0	3
Battery (35-42-2-1)	0	3	2	4
Bestiality	0	0	0	0
Bribery (35-44-1-1)	0	0	0	0
Burglary (35-43-2-1)	0	0	0	0
Check Deception (35-43-5-5)	0	0	0	0

NUMBER OF JUVENILES

LEVEL III (cont'd)	This Month		This Calendar Year	
	Female	Male	Female	Male
Check Fraud (35-43-5-12)	0	0	0	0
Child Exploitation (35-42-4-4)	0	0	0	0
Controlled Substance Registration (35-48-4-14)	0	0	0	0
Conversion (35-43-4-3)	0	0	0	0
Criminal Mischief (35-43-1-2)	0	0	1	3
Criminal Recklessness (35-42-2-2)	0	0	0	0
Criminal Trespass (35-43-2-2)	0	0	0	0
Dealing in Altered Property (35-43-4-2.3)	0	0	0	0
Dealing in Marijuana, Hash Oil, or Hashish (35-48-4-10)	0	0	0	0
Dealing in Paraphernalia (35-48-4-8.5)	0	0	0	0
Distribution of Material Harmful to Minor (35-49-3-3)	0	0	0	0
Escape/Failure to Return to Lawful Detention (35-44-3-5)	0	1	2	3
Failure to Appear (35-44-3-6)	0	0	0	0
False Reporting (35-44-2-2)	0	0	0	0
Forgery (35-43-5-2)	0	0	0	0
Fraud (35-43-5-4)	0	0	0	1
Fraud on Financial Institution (35-45-5-8)	0	0	0	0
Home Improvement Fraud (35-43-6-13)	0	0	0	0
Identity Deception (35-43-5-3.5)	0	0	0	0
Interference with Custody (35-42-3-4)	0	0	0	0
Interference with Reporting Crime (35-42-2-5)	0	0	0	0
Invasion of Privacy (35-46-1-15.1)	0	0	0	0
Kill Domestic Animal	0	0	0	0
LEGEND DRUG DECEPTN	0	0	0	1
Manufacture of Paraphernalia (35-48-4-8.1)	0	0	0	0
Nonsupport of Child (35-46-1-5)	0	0	0	0
Nonsupport of Spouse (35-46-1-6)	0	0	0	0
Obscene Performance (35-49-3-1)	0	0	0	0
Obstructing Fireman (35-44-3-8)	0	0	0	0
Obstructing Traffic (35-42-2-4)	0	0	0	0
Obstruction of Justice (35-44-3-4)	0	0	0	0
Operating Vehicle After Lifetime Forfeiture (9-30-10-17)	0	0	0	0
Operating Vehicle While Intoxicated (9-30-5-4)	0	0	0	0
Operating Vehicle While Intoxicated with Prior (9-30-5-3)	0	0	0	0
Patronizing a Prostitute (35-45-4-3)	0	0	0	0
Perjury (35-44-2-1)	0	0	0	0
Possession of Cocaine or Narcotic Drug (35-48-4-6)	0	0	0	1
Possession of Marijuana, Hash Oil, or Hashish (35-48-4-11)	0	0	0	0
Possession of Methamphetamines (35-48-4-6.1)	0	0	0	0
Possession of Paraphernalia (35-48-4-8.3)	0	0	0	0
Possession of a Controlled Substance (35-48-4-7)	0	0	0	0
Possession of a Syringe (16-42-19-18)	1	0	1	0
Possession/Use of Legend Drug (16-42-19-13)	0	0	0	1
Professional Gambling (35-45-5-3)	0	0	0	0
Profiting from Adoption (35-46-1-9)	0	0	0	0
Promoting Professional Gambling (35-45-5-4)	0	0	0	0
Promoting Prostitution (35-45-4-4)	0	0	0	0
Prostitution (35-45-4-2)	0	0	0	0
Public Indecency (35-45-4-1)	0	0	0	0
Public Nudity (35-45-4-1.5)	0	0	0	0
Railroad Mischief (35-42-2-5.5)	0	0	0	0
Receiving Stolen Property (35-43-4-2)	0	0	0	0
Residential Entry (35-43-2-1.5)	0	0	0	0
Resisting Law Enforcement (35-44-3-3)	0	1	0	2
Rioting (35-45-1-2)	0	0	0	0
Sale, Possession, Use of Legend Drug (16-42-19-27)	0	0	0	0
Selling, Distributing, Exhibiting Obscene Material (35-49-3-1)	0	0	0	0
Stalking (35-45-10-5)	0	0	0	0
Synthetic Drug (35-48-4-11.5)	0	0	0	0

NUMBER OF JUVENILES

LEVEL III (Cont.)	This Month		This Calendar Year	
	Female	Male	Female	Male
Theft (35-43-4-2)	0	3	0	8
Torture or Mutilation of Animal (35-46-3-12)	0	0	0	0
Trafficking with an Inmate (35-44-3-9)	0	0	0	0
Unauthorized Possession of Prescription Form (35-48-4-14)	0	0	0	0
Unlawful Entry of Motor Vehicle (35-43-4-2.7)	0	0	0	0
Voyeurism (35-45-4-5)	0	0	0	0
Welfare Fraud (35-43-5-7)	0	0	0	0
Sub-Total	1	10	6	27

LEVEL IV

Absence From Home Detention (35-38-2.5-10)	0	0	0	0
Accident/Failure to Stop (9-26-1-8)	0	0	0	0
Assisting a Criminal (35-44-3-2)	0	0	0	0
Beats Vertebrate Animal (35-46-3-12)	0	0	0	0
Check Deception (35-43-5-5)	0	0	0	0
Common Nuisance (35-48-4-13)	0	0	0	0
Computer Trespassing (35-43-2-3)	0	0	0	0
Counterfeiting Auto Registration (9-18-2-42)	0	0	0	0
Counterfeiting a Driver's License (9-24-18-7)	0	0	0	0
Curfew Violation (31-37-2-5)	0	0	0	0
Deception (35-43-5-3)	0	0	0	0
Disorderly Conduct (35-45-1-3)	0	0	0	1
Dissemination of Material Harmful to Minor (35-49-3-3)	0	0	0	0
Driving with Suspended License (9-24-19-2)	0	0	0	0
Exploitation of Dependent/Endangered Adult (35-46-1-12)	0	0	0	0
Failure to Appear (35-44-3-6)	0	0	0	0
Failure to Disclose Recruitment (35-46-4-4)	0	0	0	0
Failure to Respond to Summons (35-44-3-6.5)	0	0	0	0
False Auto Registration (9-18-2-44)	0	0	0	0
False Identity Statement (35-44-2-6)	0	0	0	0
False Informing (35-44-2-2)	0	0	0	0
Flag Desecration (35-45-1-4)	0	0	0	0
Glue Sniffing (35-46-6-2)	0	0	0	0
Habitual Disobedience of Parent, Guardian, or Custodian (Incorrigible) (31-37-2-4)	0	0	0	0
Harassment (35-45-2-2)	0	0	0	0
Home Improvement Fraud (35-43-6-12)	0	0	0	0
Illegal Consumption of Alcohol (7.1-5-7-7)	0	0	0	0
Illegal Possession of Alcohol (7.1-5-7-7)	0	0	0	0
Impairment of ID Number (35-43-7-4)	0	0	0	0
Interference with Custody (35-42-3-4)	0	0	0	0
Interfering with Law Enforcement Animal (35-46-3-11)	0	0	0	0
Invasion of Privacy (35-46-1-15.1)	0	0	0	0
Leaving Home w/o Permission of Parent, Guardian or Custodian (Runaway) (31-37-2-2)	0	0	0	0
Nitrous Oxide Distribution (35-46-6-3)	0	0	0	0
Obscene Performance (35-49-3-1)	0	0	0	0
Obstructing Medical Emergency (35-44-3-8.5)	0	0	0	0
Obstructing Traffic (35-42-2-4)	0	0	0	0
Operating Vehicle While Intoxicated (9-30-5-2)	0	0	0	0
Operating Vehicle While Intoxicated/Cntrld Sub (9-30-5-1)	0	0	0	0
Operating Vehicle w/o License (9-24-18-1)	0	0	0	0
Operating Vehicle w/o Proof of Financial (9-25-8-2)	0	0	0	0
Operating Vehicle w/o Registration/Plates (9-18-2-43)	0	0	0	0
Possession of Marijuana, Hash Oil, or Hashish (35-48-4-11)	0	1	0	2
Possession of Paraphernalia (35-48-4-8.3)	0	0	0	0
Possession of Substance Represented to be a Controlled Substance (35-48-4-4.6)	0	0	0	0
Possession, Purchase, Accepting Tobacco (35-46-1-10.5)	0	0	0	0
Probation Violation	0	0	0	0
Public Intoxication (7.1-5-1-3)	0	0	0	0
Receiving Unidentified Property (35-43-7-5)	0	0	0	0
Reckless Driving (9-21-8-52)	0	0	0	0
Refusal to Aid Officer (35-44-3-7)	0	0	0	0

LEVEL IV (cont'd)	NUMBER OF JUVENILES			
	This Month		This Calendar Year	
	Female	Male	Female	Male
Refusal to Identify Self (34-28-5-3.5)	0	0	0	0
Selling, Distributing, Exhibiting Obscene Material (35-49-3-1)	0	0	0	0
Synthetic Drug	0	0	0	0
Torture, Kill, Mutilate an Animal (35-46-3-12)	0	0	0	0
Unauthorized Possession of Prescription (35-48-4-14)	0	0	0	0
Unlawful Entry of Motor Vehicle (35-43-4-2.7)	0	0	0	1
Unlawful Gambling (35-45-5-2)	0	0	0	0
Unlawful Use of Railroad Right of Way (8-3-15-3)	0	0	0	0
Vending Machine Vandalism (35-43-4-7)	0	0	0	0
Violation Home Detention	0	0	0	0
Violation Suspended Commitment to DOC	0	0	0	0
Violation of Compulsory School Attendance Law (Truancy) (31-37-2-3)	0	0	0	0
Voyeurism (35-45-4-5)	0	1	0	1
Welfare Fraud (35-45-5-7)	0	0	0	0
Sub-Total	0	2	0	5
GRAND TOTAL NUMBER OF JUVENILES	3	32	11	81

Indiana Department of Correction
Table 18
Juvenile Female New Commitments

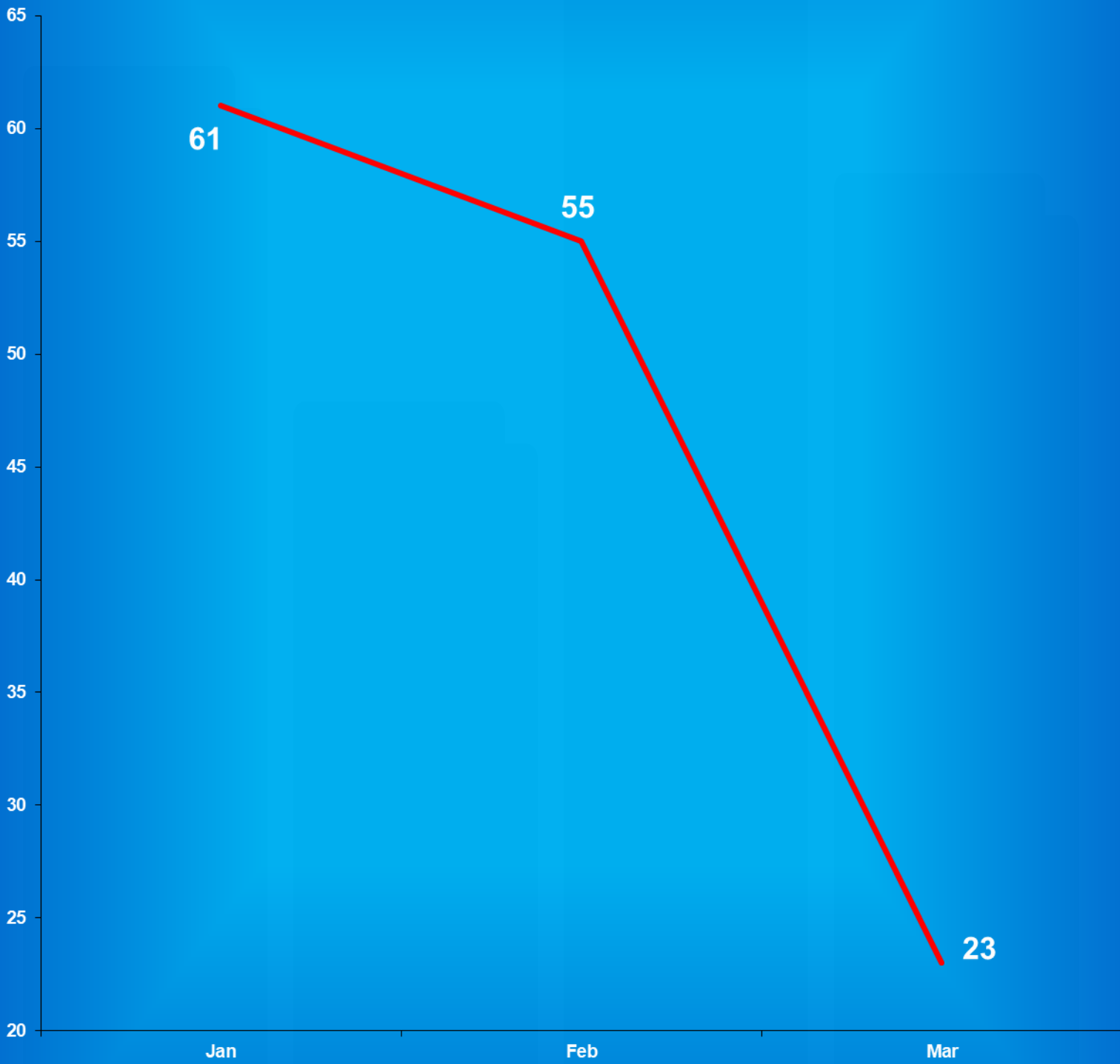
<u>Month</u>	<u>2016</u>	<u>2017</u>	<u>2018</u>	<u>2019</u>	<u>2020</u>
January	6	2	3	10	3
February	10	5	8	4	5
March	11	6	4	7	3
April	9	2	7	3	
May	4	6	8	8	
June	11	7	2	3	
July	4	8	12	9	
August	4	5	4	2	
September	7	8	8	4	
October	5	6	5	6	
November	6	7	8	2	
December	<u>5</u>	<u>12</u>	<u>8</u>	<u>5</u>	
TOTALS	82	74	77	63	11

Source: SAS - mnthadm4.pgm

Indiana Department of Correction

Graph G

Average Daily Juvenile Female Offender Populations
Calendar Year 2020



Indiana Department of Correction
Table 19
Juvenile Male New Commitments

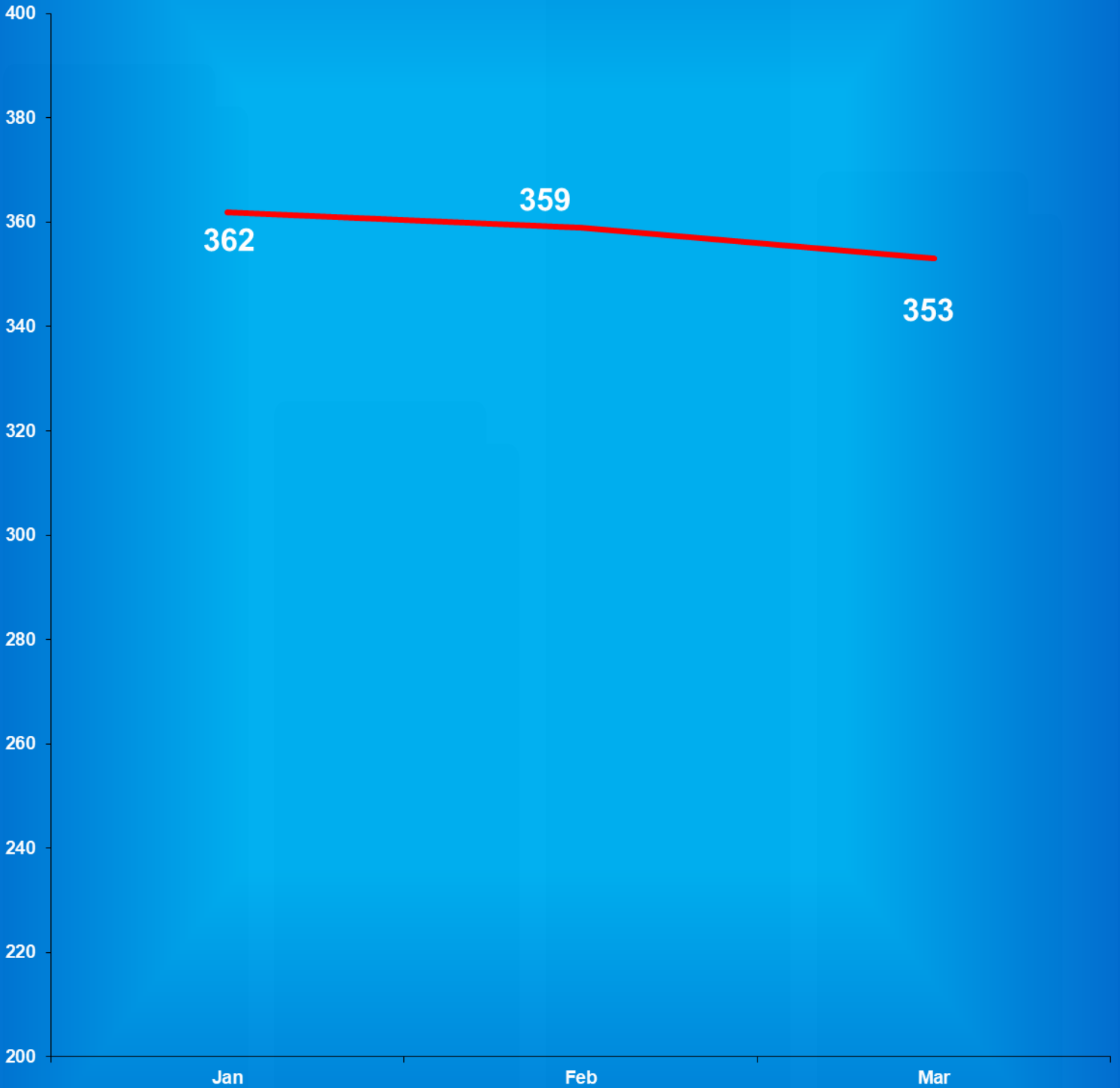
<u>Month</u>	<u>2016</u>	<u>2017</u>	<u>2018</u>	<u>2019</u>	<u>2020</u>
January	39	26	46	36	28
February	40	26	38	36	21
March	69	36	33	17	32
April	33	45	27	24	
May	44	35	42	30	
June	40	48	29	27	
July	29	40	29	47	
August	38	48	28	37	
September	36	43	41	23	
October	24	39	24	34	
November	28	48	34	26	
December	<u>30</u>	<u>34</u>	<u>52</u>	<u>23</u>	
TOTALS	463	450	468	360	81

Source: SAS - mnthadm4.pgm

Indiana Department of Correction

Graph H

Average Daily Juvenile Male Offender Populations Calendar Year 2020





Juvenile Reintegration Districts



District #8

District #6

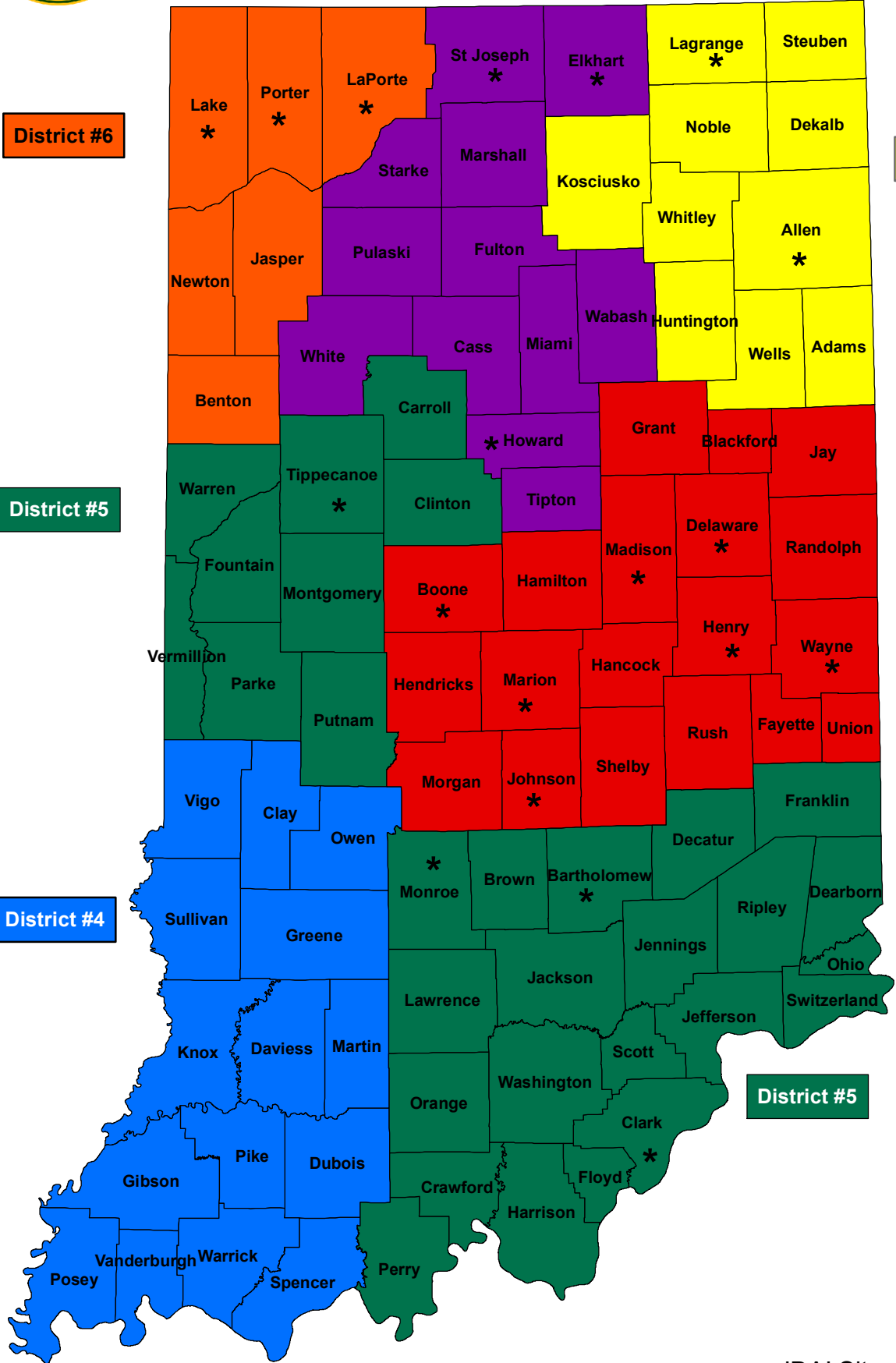
District #2

District #5

District #3

District #4

District #5



*JDAI Site

Indiana Department of Correction
Table 20
Juvenile Parole Caseload on April 01, 2020

<u>Juvenile Reintegration Districts</u>	Indiana Parolees		Other Jurisdiction		<u>Total</u>
	<u>Juvenile Male</u>	<u>Juvenile Female</u>	<u>Juvenile Male</u>	<u>Juvenile Female</u>	
<i>Interstate Compact (RD0)*</i>	0	0	10	0	<i>10</i>
			<u>District Supervision Breakdown</u> <u>as follows:</u>		
Juv Reintegration District 2	14	0	0	0	<i>14</i>
Juv Reintegration District 3	3	0	3	0	<i>6</i>
Juv Reintegration District 4	3	1	1	0	<i>5</i>
Juv Reintegration District 5	2	0	2	0	<i>4</i>
Juv Reintegration District 6	1	1	2	0	<i>4</i>
Juv Reintegration District 8	6	1	2	0	<i>9</i>
Total	29	3	10	0	42

Total Juvenile Parole Population on the First Day of Each Month

<u>Calendar Year 2020</u>	Indiana Parolees		Other Jurisdiction		<u>Total</u>
	<u>Juvenile Male</u>	<u>Juvenile Female</u>	<u>Juvenile Male</u>	<u>Juvenile Female</u>	
January	37	3	4	0	44
February	41	4	6	0	51
March	33	4	9	0	46
April	29	3	10	0	42

** Includes Indiana parolees who are serving their parole in another state, as well as offenders from other States being supervised in Indiana (Interstate Compact)*

Sources:
Parole Division
SAS - juvparl2.pgm

**Indiana Department of Correction
Indiana Government Center South, Room E334
302 W. Washington Street
Indianapolis, IN 46204**

**Prepared by:
Chris Yirenkyi, Data Analyst
(317) 233-4765
cyirenkyi@idoc.IN.gov**

This report and previous reports may be found at:

<http://www.in.gov/idoc/2376.htm>



CHANGING LIVES

The logo for the Indiana Department of Correction is circular, featuring a central torch, a banner with the words "EMPLOYEES", "EFFICIENCY", and "EFFECTIVENESS", and an American flag motif. The words "INDIANA" and "DEPARTMENT OF CORRECTION" are written around the perimeter. To the right of the logo is a blue silhouette of the state of Indiana.

The Indiana Department of Correction advances public safety and successful re-entry through dynamic supervision, programming, and partnerships.