


Indiana Department of Correction

Division of Research & Technology



Offender Population Statistical Report
- March 2017 -
Rob Carter, Commissioner

**Indiana Department of Correction
Indiana Government Center South, Room E334
302 W. Washington Street
Indianapolis, IN 46204**

**Prepared by:
Josh Spear, Research Analyst
(317) 234-4417
jspear2@idoc.in.gov**

This report and previous reports may be found at:

<http://www.in.gov/idoc/2376.htm>



Definitions

For the purpose of this report, the following definitions apply:

Admission – The means by which an offender enters the custody or jurisdiction of the Indiana Department of Correction. For this report, with the exception of the return of an escapee, this does not include a return from a temporary absence.

Average Daily Population – The sum of the daily beginning counts for a month, divided by that month's number of daily beginning counts.

Beginning Count – The number of offenders physically present at the beginning of the day (ie, 0000:01 hours).

Class A Felony – An offense whereby a person convicted of this felony shall be imprisoned for a fixed term of thirty years, with not more than twenty years added for aggravating circumstances, or not more than ten years subtracted for mitigating circumstances.

Class B Felony – An offense whereby a person convicted of this felony shall be imprisoned for a fixed term of ten years, with not more than ten years added for aggravating circumstances, or not more than four years subtracted for mitigating circumstances.

Class C Felony – An offense whereby a person convicted of this felony shall be imprisoned for a fixed term of four years, with not more than four years added for aggravating circumstances, or not more than two years subtracted for mitigating circumstances.

Class D Felony – An offense whereby a person convicted of this felony shall be imprisoned for a fixed term of one and one-half years, with not more than one and one-half years added for aggravating circumstances, or not more than one year subtracted for mitigating circumstances.

Class 1 Felony – An offense whereby a person convicted of this felony shall be imprisoned with a sentence range of 20-40 years, with not more than twenty years added as a habitual offender enhancement.

Class 2 Felony – An offense whereby a person convicted of this felony shall be imprisoned with a sentence range of 10-30 years, with not more than twenty years added as a habitual offender enhancement.

Class 3 Felony – An offense whereby a person convicted of this felony shall be imprisoned with a sentence range of 3-16 years, with not more than twenty years added as a habitual offender enhancement.

Class 4 Felony – An offense whereby a person convicted of this felony shall be imprisoned with a sentence range of 2-12 years, with not more than twenty years added as a habitual offender enhancement.

Class 5 Felony – An offense whereby a person convicted of this felony shall be imprisoned with a sentence range of 1-6 years, with not more than six years added as a habitual offender enhancement.

Class 6 Felony – An offense whereby a person convicted of this felony shall be imprisoned with a sentence range of 0.5-2.5 years, with not more than six years added as a habitual offender enhancement.

Contracted Beds - Those offenders who have been committed to the Indiana Department of Correction, but are housed in a local work release facility under contract of a 3rd party provider.

County Jail "Back-ups" (Jail Bed Count) – Those offenders who have been committed to the Indiana Department of Correction, but are housed in a county jail until they can be transferred to a Department of Correction intake facility. The county receives \$35.00 per day, per offender, to house these offenders.

Ending Count – The number of offenders physically present at the end of the day (ie, 2400:00 hours).

Felon – A person convicted in any jurisdiction who might have been imprisoned for more than one year.

Murder - An offense whereby a person convicted of this felony shall be imprisoned for a fixed term of fifty-five years, with not more than ten years added for aggravating circumstances, or not more than ten years subtracted for mitigating circumstances.

Definitions Continued

Operational Capacity – The total bed capacity of the facility. The capacity of a facility is the number of beds authorized for safe and efficient operation of the facility.

Pre-Dispositional – An individual ordered by the Court to the Indiana Department of Correction for evaluation prior to sentencing.

Release – The means by which an offender leaves the custody or jurisdiction of the Indiana Department of Correction. For this report, with the exception of an escape, this does not include a temporary absence.

Safekeeper – An individual whom the Court has determined to be in imminent danger of serious bodily injury or death, or who represents a substantial threat to the safety of others, and whom the Court has ordered to the Indiana Department of Correction for custody and security control.

Maximum Level Facilities – Maximum security facilities have very restrictive security measures and housing is celled space.

Medium Level Facilities – Medium security facilities have moderate degree of security measures and housing consists of dormitories and celled space.

Minimum Level Facilities – Minimum Security Facilities have the least restrictive security measures and housing is dormitory style. Also included as minimum security are work release program offenders who leave the facility for outside employment but return nightly.

Intake Facilities – Intake facilities are designated to receive newly committed adult offenders. During the intake process each offender is evaluated through interviews, reports and diagnostic tests. This evaluation forms the basis of the offenders' facility and program assignment.

Secure Housing Units – Denotes maximum control with the most restrictive security measures in place.

Vacancy – The number of beds available for assignment.

Juvenile Diagnostic/Walkthrough – A Juvenile court can order a youth to the Department of Correction to be temporarily committed for not more than 14 days (excluding Saturdays, Sundays and Legal holidays) for the purpose of an evaluation. The youth must be adjudicated delinquent and the order has to be prior to disposition. The department will send a report to the court of the written findings.

Indiana Department of Correction Population Summary

- There were 23,469 adult male offenders (including 367 county jail “back-ups” and 68 in contracted beds) on April 3, 2017. This population is 6% below operational bed capacity for general population.
- There were 2,253 adult female offenders (including 76 county jail “back-ups” and 27 in contracted beds) on April 3, 2017. This population is 18% below the operational bed capacity.
- There were 368 juvenile male offenders in the Department’s facilities on April 3, 2017. This population is 49% below the operational bed capacity.
- There were 37 juvenile female offenders in the Department’s facilities on April 3, 2017. This population is 77% below the operational bed capacity.
- There were 7,045 adult males on parole in Indiana (6,550 Indiana parolees and 495 other jurisdiction parolees) on April 3, 2017.
- There were 808 adult females on parole in Indiana (746 Indiana parolees and 62 other jurisdiction parolees) on April 3, 2017.
- There were 1,130 adults admitted to IDOC (973 male and 157 female) and 1,005 adults released from IDOC (856 male and 149 female) in March 2017.
- There were 69 juveniles admitted to IDOC (59 male and 10 female) and 55 juveniles released from IDOC (45 male and 10 female) in March 2017.

**Indiana Department of Correction
Human Resource Report**

March 31, 2017

ADULT FACILITIES

Facility	Total Staff*	Custody Staff	Non-Custody	Vacancies	Hires - Rehires	Retired - Terminated	Inter-Agency		Contract/Vendor		
							In	Out	Aramark	Health	Education
Branchville Correctional Facility	253	181	72	20	8	8	0	0	11	31	5
Chain O'Lakes Correctional Facility	28	21	7	3	3	0	1	1	5	2	0
Correctional Industrial Facility	292	222	70	79	4	10	0	0	18	28	7
Edinburgh Correctional Facility	67	53	14	3	2	2	0	0	6	4	0
Indiana State Prison/Lakeside	518	405	113	51	13	16	1	0	29	41	3
Indiana Women's Prison	161	111	50	30	6	7	0	0	6	24	6
Indianapolis Re-Entry Educational Fac	103	66	37	23	0	2	0	0	5	7	4
Madison Correctional Facility	148	98	50	17	4	6	1	1	8	17	6
Miami Correctional Facility	469	368	101	90	12	11	2	1	31	60	12
New Castle Correctional Facility**	453	318	135	96	0	0	0	0	30	65	0
Pendleton Correctional Facility	444	328	116	77	3	11	0	0	20	45	3
Plainfield Correctional Facility	340	254	86	51	14	13	0	0	30	39	7
Putnamville Correctional Facility	481	359	122	44	17	16	1	1	21	44	10
Reception-Diagnostic Center	198	156	42	44	3	4	0	0	0	27	0
Rockville Correctional Facility	237	166	71	30	7	3	0	0	16	37	9
South Bend Comm. Re-Entry Center	38	26	12	4	6	3	0	0	4	2	0
Heritage Trail DOC Staff	17	0	17	2	0	0	0	0	0	0	0
Heirtage Trail GEO Staff**	138	96	42	22	0	0	0	0	0	8	3
Wabash Valley Correctional Facility	595	474	121	56	6	15	1	0	37	61	8
Westville Correctional Facility	674	518	156	99	14	18	0	0	36	76	13
Total	5,654	4,220	1,434	841	122	145	7	4	313	618	96

JUVENILE FACILITIES

Facility	Total Staff*	Custody Staff	Non-Custody	Vacancies	Hires - Rehires	Retired - Terminated	Inter-Agency		Contract/Vendor		
							In	Out	Aramark	Health	Education
Camp Summit	48	29	19	13	1	0	0	0	4	2	3
Logansport Intake/North Central	172	119	53	11	2	2	0	0	7	4	5
Madison Juvenile Correctional	83	68	15	14	3	3	0	0	0	9	1
Pendleton Juvenile Correctional	242	164	78	54	11	11	0	0	10	15	4
Total	545	380	165	92	17	16	0	0	21	30	13
Central Office***	Total	492	174	318	62	0	0	0	0	17	4
STATE EMPLOYEE TOTAL	6,100	4,360	1,740	877	139	161	7	4	0	0	0
CONTRACT EMPLOYEE TOTAL	1,703	414	1,289	118	0	0	0	0	334	665	113
GRAND TOTAL	7,803	4,774	3,029	995	139	161	7	4	334	665	113

* Total Active Staff does not include those on disability, suspension, or leave with pay.

** New Castle Correctional Facility and Heritage Trail are privately contracted institutions. Their hire/rehire and termination/reitre data is not provided to DOC.

*** Includes Technology Services Division, PEN Products, Staff Development and Training, and the Parole Division (counted as Custody Staff)

Note: Total staff, custody staff, non-custody staff, and vacancy data are as of the end of the month.

Hires and re-hires, retirements and terminations, intra-agency transfer in and transfer out are the total number of actions for the month.

Source: DOC Human Resource

(d)



Offender Statistics



Indiana Department of Correction
Table 1
Offender Population & Vacancy Numbers, by Facility Security Level
April 3, 2017

Minimum Security - Adult MALE

	March Ending Count	General Population Vacancies	Programs & Treatment Vacancies	Segregation & Infirmery Vacancies	Down Beds	Held Beds
Chain O'Lakes	125	4	0	0	0	0
Edinburgh	329	14	0	0	0	1
Miami - MCA	188	16	0	0	0	0
New Castle - NCA	158	46	0	0	0	0
Pendleton - IRO	177	43	0	0	0	0
Westville - WCA	312	57	0	0	5	5
Wabash Valley - WVA	156	42	0	0	0	0
Indianapolis Re-Entry	229	152	34	0	4	1
Total	1,674	374	34	0	9	7

Re-Entry & Work Release - Adult MALE

Bartholomew Co. Re-Entry	8	17	0	0	0	0
Chain O'Lakes Re-Entry	4	3	0	0	0	0
Duval Center Re-Entry	25	25	0	0	0	0
Elkhart Co. Re-Entry	0	20	0	0	0	0
Lake Co. Re-Entry	1	9	0	0	0	0
South Bend Re-Entry	114	58	0	0	0	0
VOA/Hope Hall Re-Entry	13	7	0	0	0	0
Starke Co. PI - TC	21	0	27	0	0	0
Total	186	139	27	0	0	0

Table 1 (Cont.)

Medium Security - Adult MALE						
	March Ending Count	General Population Vacancies	Programs & Treatment Vacancies	Segregation & Infirmary Vacancies	Down Beds	Held Beds
Branchville	1,180	229	73	3	0	0
Correctional Industrial	1,417	13	0	4	6	9
Indiana State Prison ISO	298	83	0	0	2	2
Plainfield	1,458	70	0	16	152	0
Putnamville	2,019	49	0	0	442	0
Heritage Trail	631	235	0	0	0	2
Westville	2,360	63	141	25	323	29
New Castle	2,385	9	2	24	0	11
Total	11,748	751	216	72	925	53

Maximum Security - Adult MALE						
	March Ending Count	General Population Vacancies	Programs & Treatment Vacancies	Segregation & Infirmary Vacancies	Down Beds	Held Beds
Miami	2,939	28	2	4	0	11
Indiana State Prison	1,966	14	19	38	4	26
Pendleton	1,318	14	6	4	4	7
Pendleton Treatment Unit	187	0	94	0	16	1
ISR Secure Housing Unit	47	0	0	21	1	0
Reception Diag. Center	570	92	0	0	33	0
New Castle Annex	426	29	0	25	5	1
New Castle Mental Health	108	0	19	0	0	1
WCU Secure Housing Unit	95	0	0	8	5	2
Wabash Valley	1,669	12	55	9	27	13
WVS Secure Housing Unit	169	0	0	40	6	1
Total	9,494	189	195	149	101	63

Minimum Security & Re-Entry - Adult FEMALE						
	March Ending Count	General Population Vacancies	Programs & Treatment Vacancies	Segregation & Infirmary Vacancies	Down Beds	Held Beds
Madison	508	151	0	0	0	3
Brandon Hall Re-Entry	0	17	0	0	0	0
Crane House	17	8	0	0	0	0
Jefferson Co. Re-Entry	28	29	0	0	0	1
Theodora House	8	10	0	0	0	0
VOA/Evansville/Female	2	3	0	0	0	0
Total	563	218	0	0	0	4

Medium Security - Adult FEMALE						
Rockville	853	113	4	11	0	0
Total	853	113	4	11	0	0

Maximum Security - Adult FEMALE						
Women's Prison	614	8	7	2	0	0
Rockville Intake	147	141	0	0	0	0
Total	761	149	7	2	0	0

JAIL BED COUNT						
Adult Male	367	N/A	N/A	N/A	N/A	N/A
Adult Female	76	N/A	N/A	N/A	N/A	N/A
Total	443					

Table 1 (Cont.)

JUVENILE OFFENDERS

Juvenile Male

	March Ending Count	General Population Vacancies	Programs & Treatment Vacancies	Segregation & Infirmery Vacancies	Down Beds	Held Beds
Camp Summit	53	41	0	1	0	0
Logansport Juvenile Intake/Diagnostic Facility	24	60	0	8	0	0
North Central Juvenile Correctional Facility	115	59	0	0	0	0
Pendleton Juvenile Correctional Facility	176	192	0	19	0	4
Total	368	352	0	28	0	4

Juvenile Female

Madison Juvenile Correctional Facility	37	123	0	12	0	0
--	----	-----	---	----	---	---

TOTALS

	March Ending Count	General Population Vacancies	Programs & Treatment Vacancies	Segregation & Infirmery Vacancies	Down Beds	Held Beds
GRAND TOTAL FOR ALL ADULT MALES (Includes Jail Bed Count and Contracted Beds)	23,469	1,453	472	221	1,035	123
TOTAL FOR ADULT MALES IDOC FACILITIES ONLY	23,034	1,375	445	221	1,035	123
GRAND TOTAL FOR ALL ADULT FEMALES (Includes Jail Bed Count and Contracted Beds)	2,253	480	11	13	0	4
TOTAL FOR ADULT FEMALES IDOC FACILITIES ONLY	2,150	413	11	13	0	3
TOTAL FOR JUVENILE MALES	368	352	0	28	0	4
TOTAL FOR JUVENILE FEMALES	37	123	0	12	0	0
GRAND TOTAL FOR THE DEPARTMENT (Includes Jail Bed Count and Contracted Beds)	26,127	2,408	483	274	1,035	131
GRAND TOTAL FOR THE DEPARTMENT (Excludes Jail Bed Count and Contracted Beds)	25,589	2,263	456	274	1,035	130

Sources: Planning Division Facility Body Count Report
 Planning Division Juvenile Daily Count Report
 OIS - Jail Bed Count
 Operational Support Services - Vacancy Report

Indiana Department of Correction
Table 2
Operational Capacity Compared to Population, by Facility
April 3, 2017

Minimum Security - Adult MALE					
	February	March	March	March	Percent +/-
	Operational	Operational	Adjusted	Ending	Capacity
	Capacity	Capacity	Operational	Count	
			Capacity*		
Chain O'Lakes	129	129	129	125	-3%
Edinburgh	344	344	343	329	-4%
Miami - MCA	204	204	204	188	-8%
New Castle - NCA	204	204	204	158	-23%
Pendleton - IRO	220	220	220	177	-20%
Westville - WCA	379	379	369	312	-15%
Wabash Valley - WVA	198	198	198	156	-21%
Indianapolis Re-Entry	420	420	381	229	-40%
Total	2,098	2,098	2,048	1,674	-18%

Re-Entry & Work Release - Adult MALE					
Bartholomew Co. Re-Entry	25	25	25	8	-68%
Chain O'Lakes Re-Entry	7	7	7	4	-43%
Duvall Center Re-Entry	50	50	50	25	-50%
Elkhart Co. Re-Entry	20	20	20	0	0%
Lake Co. Re-Entry	10	10	10	1	-90%
South Bend Re-Entry	172	172	172	114	-34%
VOA/Hope Hall Re-Entry	20	20	20	13	-35%
Starke Co. PI - TC	48	48	21	21	0%
Total	352	352	325	186	-43%

Table 2 (Cont.)

Medium Security - Adult MALE					
	February	March	March	March	
	Operational	Operational	Adjusted	Ending	Percent +/-
	Capacity	Capacity	Operational	Count	Capacity
			Capacity*		
Branchville	1,485	1,485	1409	1,180	-16%
Correctional Industrial	1,449	1,449	1430	1,417	-1%
Indiana State Prison ISO	385	385	381	298	-22%
Plainfield	1,696	1,696	1528	1,458	-5%
Putnamville	2,510	2,510	2068	2,019	-2%
Heritage Trail	868	868	866	631	-27%
Westville	2,941	2,941	2423	2,360	-3%
New Castle	<u>2,431</u>	<u>2,431</u>	<u>2394</u>	<u>2,385</u>	<u>0%</u>
Total	13,765	13,765	12,499	11,748	-6%

Maximum Security - Adult MALE					
	February	March	March	March	
	Operational	Operational	Adjusted	Ending	Percent +/-
	Capacity	Capacity	Operational	Count	Capacity
			Capacity*		
Miami	2,984	2984	2967	2,939	-1%
Indiana State Prison	2,067	2067	1980	1,966	-1%
Pendleton	1,353	1353	1332	1,318	-1%
Pendleton Treatment Unit	298	298	187	187	0%
ISR Secure Housing Unit	69	69	47	47	0%
Reception Diag. Center	695	695	662	570	-14%
New Castle Annex	486	486	455	426	-6%
New Castle Mental Health	128	128	108	108	0%
WCU Secure Housing Unit	110	110	95	95	0%
Wabash Valley	1,785	1785	1681	1,669	-1%
WVS Secure Housing Unit	<u>216</u>	<u>216</u>	<u>169</u>	<u>169</u>	<u>0%</u>
Total	10,191	10,191	9,683	9,494	-2%

Minimum Security & Re-Entry - Adult FEMALE					
	February	March	March	March	
	Operational	Operational	Adjusted	Ending	Percent +/-
	Capacity	Capacity	Operational	Count	Capacity
			Capacity*		
Madison	662	662	659	508	-23%
Brandon Hall Re-Entry	17	17	17	0	-100%
Crane House	25	25	25	17	-32%
Jefferson Co. Re-Entry	58	58	57	28	-51%
Theodora House	18	18	18	8	-56%
VOA/Evansville/Female	<u>5</u>	<u>5</u>	<u>5</u>	<u>2</u>	<u>-60%</u>
Total	785	785	781	563	-28%

Medium Security - Adult FEMALE					
Rockville	<u>981</u>	<u>981</u>	<u>966</u>	<u>853</u>	-12%
Total	981	981	966	853	-12%

Maximum Security - Adult FEMALE					
Women's Prison	631	631	622	614	-1%
Rockville Intake	<u>288</u>	<u>288</u>	<u>288</u>	<u>147</u>	<u>0%</u>
Total	919	919	910	761	-16%

JAIL BED COUNT**					
Adult Male	288	367	367	367	0%
Adult Female	<u>40</u>	<u>76</u>	<u>76</u>	<u>76</u>	<u>0%</u>
Total	328	443	443	443	0%

Table 2 (Cont.)

JUVENILE OFFENDERS					
---------------------------	--	--	--	--	--

Juvenile Male					
	February	March	March	March	Percent +/-
	Operational	Operational	Adjusted	Ending	Capacity
	Capacity	Capacity	Operational	Count	Capacity
			Capacity*		
Camp Summit	95	95	94	53	-44%
Logansport Juvenile Intake/Diagnostic Facility	92	92	84	24	-71%
North Central Juvenile Correctional Facility	174	174	174	115	-34%
Pendleton Juvenile Correctional Facility	<u>391</u>	<u>391</u>	<u>368</u>	176	<u>-52%</u>
Total	752	752	718	368	-49%

Juvenile Female					
Madison Juvenile Correctional Facility	172	172	160	37	-77%

TOTALS					
---------------	--	--	--	--	--

	February	March	March	March	Percent +/-
	Operational	Operational	Adjusted	Ending	Capacity
	Capacity	Capacity	Operational	Count	Capacity
			Capacity*		
GRAND TOTAL FOR ALL ADULT MALES (Includes Jail Bed Count and Contracted Beds)	26,694	26,773	24,922	23,469	-6%
TOTAL FOR ADULT MALES IDOC FACILITIES ONLY	26,233	26,233	24,409	23,034	-6%
GRAND TOTAL FOR ALL ADULT FEMALES (Includes Jail Bed Count and Contracted Beds)	2,725	2,761	2,733	2,253	-18%
TOTAL FOR ADULT FEMALES IDOC FACILITIES ONLY	2,620	2,620	2,592	2,150	-17%
TOTAL FOR JUVENILE MALES	752	752	718	368	-49%
TOTAL FOR JUVENILE FEMALES	172	172	160	37	-77%
GRAND TOTAL FOR THE DEPARTMENT (Includes Jail Bed Count** and Contracted Beds)	30,343	30,458	28,533	26,127	-8%
GRAND TOTAL FOR THE DEPARTMENT (Excludes Jail Bed Count and Contracted Beds)	29,777	29,777	27,879	25,589	-8%

*Adjusted Operational Capacity includes Intake Beds and excludes Down, Held, and Segregation/Infirmary, and Program/Treatment Hold Beds

**Jail Bed Counts - IDOC offender Jail Bed holding is demand-based, therefore Jail Bed Percent Capacity is always 0%. Jail Bed Operational Capacity is determined by each county's availability and fluctuates from month to month.

Sources: Planning Division Facility Body Count Report
 Planning Division Juvenile Daily Count Report
 OIS - Jail Bed Count
 Operational Support Services - Vacancy Report

Indiana Department of Correction
Table 3
Facility Population on the First Day of Each Month
(Excludes County Jail "Back-ups" & Contracted Beds)

<u>2016</u>	Adult <u>Male</u>	Adult <u>Female</u>	Juvenile <u>Male</u>	Juvenile <u>Female</u>	<u>Total</u>
January	24,222	2,364	399	57	27,042
February	23,855	2,375	403	50	26,683
March	23,650	2,364	389	48	26,451
April	23,594	2,435	408	44	26,481
May	23,552	2,299	399	46	26,296
June	23,366	2,245	379	43	26,033
July	23,189	2,202	379	48	25,818
August	23,089	2,214	375	51	25,729
September	23,026	2,184	368	44	25,622
October	23,145	2,167	377	50	25,739
November	23,075	2,137	365	48	25,625
December	22,995	2,116	376	49	25,536
<u>2017</u>	Adult <u>Male</u>	Adult <u>Female</u>	Juvenile <u>Male</u>	Juvenile <u>Female</u>	<u>Total</u>
January	22,939	2,106	364	45	25,454
February	22,847	2,132	359	39	25,377
March	22,893	2,142	352	38	25,425
April	23,034	2,150	368	37	25,589

Indiana Department of Correction
Table 4
Parole Caseload on April 01, 2017

<u>Parole District</u>	Indiana Parolees		Other Jurisdiction		<u>Total</u>
	<u>Adult Male</u>	<u>Adult Female</u>	<u>Adult Male</u>	<u>Adult Female</u>	
<i>Interstate Compact (PD0)*</i>	510	69	495	62	1,136
	<u>District Supervision Breakdown as follows:</u>				
Re-Entry Parole (PD1)	415	66	27	4	512
Fort Wayne (PD2)	737	79	46	6	868
Indianapolis (PD3)	1550	142	95	7	1,794
Evansville (P4A)	467	41	36	4	548
Terre Haute (P4B)	472	70	26	4	572
Bloomington (PD5)	372	62	26	1	461
Gary (PD6)	618	50	77	8	753
New Castle (PD7)	710	97	45	6	858
South Bend (PD8)	845	83	62	7	997
Madison (PD9)	364	56	55	15	490
Total	7,060	815	495	62	8,432

Total Parole Population on the First Day of Each Month

<u>Calendar Year 2017</u>	Indiana Parolees		Other Jurisdiction		<u>Total</u>
	<u>Adult Male</u>	<u>Adult Female</u>	<u>Adult Male</u>	<u>Adult Female</u>	
January	7,553	900	456	56	8,965
February	7,401	870	475	54	8,800
March	7,202	826	472	54	8,554
April	7,060	815	495	62	8,432

* Includes Indiana parolees who are serving their parole in another state, as well as offenders from other States being supervised in Indiana (Interstate Compact)

Sources: Juvenile Services
Parole Division



Adult Offender Statistics



Indiana Department of Correction
Table 5
Monthly Admissions and Releases - Adult Offenders
(Includes County Jail "Back-ups" & Contracted Beds)

March 2017

ADMISSIONS	Male	Female
New Commitments	414	76
Parole Violators - New Commits	46	4
Parole Violators - Technical	167	9
Unsentenced (Safekeepers)	4	3
Return from Escape - Secure Facility	0	0
Return from Escape - Non-Secure Facility	2	1
Return from Escape - CTP Absconds	0	1
Court Supervision Violators - New Commits	102	22
Court Supervision Violators - Technical	217	35
Return from CTP - New Commits	1	1
Return from CTP - Technical	20	5
Unknown (Missing Data)	0	0
TOTAL ADMISSIONS	973	157
RELEASES		
Parole	434	57
Probation	233	50
Escape - Secure Facility	0	0
Walk-Away - Non-Secure Facility	1	0
Discharged	56	13
Unsentenced Discharged	2	0
Other (i.e. Death)	3	0
Community Transition Program (CTP)	124	27
CTP Absconds	3	2
Unknown (Missing Data)	0	0
TOTAL RELEASES	856	149

*Of the 414 new commitments of male felons, 210 (50.7%) had a prior commitment.
Of the 76 new commitments of female felons, 25 (32.9%) had a prior commitment.*

Effective July 1, 1999, misdemeanants are to be committed to DOC only under special circumstances (IC 11-12-6)

Sources: SAS - prsadm8.pgm, SAS - prisrel8.pgm

**Indiana Department of Correction
Table 6
New Admissions by County of Commitment - Adult Offenders**

March 2017

County	Felon Level												Total	County	Felon Level												Total
	Murder	FA	FB	FC	FD	F1	F2	F3	F4	F5	F6	Other*			Murder	FA	FB	FC	FD	F1	F2	F3	F4	F5	F6	Other*	
Adams	0	0	1	0	0	0	0	0	2	1	0	0	4	Madison	0	0	3	2	5	1	0	3	7	11	4	0	36
Allen	1	0	6	3	1	0	1	10	6	17	3	0	48	Marion	3	4	28	16	5	9	16	17	23	63	4	0	188
Bartholomew	0	0	3	1	1	0	0	0	0	0	1	0	6	Marshall	0	1	1	0	0	0	0	3	2	0	0	7	
Benton	0	0	0	0	0	0	0	0	0	0	0	0	0	Martin	0	0	0	0	0	0	0	0	0	0	1	0	1
Blackford	0	0	1	0	0	0	0	0	0	0	0	0	1	Miami	0	0	1	0	0	0	0	0	0	0	0	0	1
Boone	0	1	0	1	1	0	0	0	0	0	0	0	3	Monroe	0	0	4	0	1	0	1	1	1	4	1	0	13
Brown	0	0	0	1	0	0	0	0	0	0	0	0	1	Montgomery	0	0	1	1	0	0	0	1	1	4	3	0	11
Carroll	0	0	0	0	0	0	0	0	0	0	0	0	0	Morgan	0	0	0	0	1	0	0	0	0	2	0	0	3
Cass	0	0	0	1	0	1	0	0	0	3	1	0	6	Newton	0	0	0	0	0	0	0	0	1	0	0	0	1
Clark	0	1	0	0	0	0	1	0	0	1	0	0	3	Noble	0	0	0	0	0	0	0	1	0	0	0	0	1
Clay	0	0	2	0	0	0	0	0	1	0	0	0	3	Ohio	0	0	0	1	1	0	0	0	2	2	0	0	6
Clinton	0	1	0	0	2	0	1	1	0	1	0	0	6	Orange	0	0	0	0	1	0	0	0	1	2	0	0	4
Crawford	0	0	0	0	0	0	0	0	0	0	0	0	0	Owen	0	0	0	0	0	0	0	0	0	0	0	0	0
Daviess	0	0	0	0	0	0	0	0	0	1	1	0	2	Parke	0	0	0	0	1	0	0	0	0	0	0	0	1
Dearborn	0	1	3	3	1	0	0	0	3	5	3	0	19	Perry	0	0	0	0	0	0	0	1	0	2	0	0	3
Decatur	0	0	0	2	0	0	0	0	1	3	4	0	10	Pike	0	0	1	0	0	0	0	0	2	1	0	0	4
DeKalb	0	0	1	0	0	0	0	1	1	1	2	0	6	Porter	0	0	1	0	0	0	0	0	0	0	0	0	1
Delaware	0	0	1	1	0	0	1	1	0	3	1	0	8	Posey	0	0	0	0	0	0	0	0	0	1	0	0	1
Dubois	0	0	1	0	0	0	0	0	0	0	0	0	1	Pulaski	0	0	0	0	0	0	0	0	0	1	0	0	1
Elkhart	1	3	3	3	4	0	1	2	3	6	0	0	26	Putnam	0	1	0	0	1	0	0	0	0	0	1	0	3
Fayette	0	0	1	0	1	0	0	1	0	5	4	0	12	Randolph	0	0	0	0	0	0	0	0	0	0	0	0	0
Floyd	0	0	1	1	0	0	0	0	1	3	1	0	7	Ripley	0	0	3	1	1	0	0	0	0	1	3	0	9
Fountain	0	0	0	0	0	0	0	0	0	0	0	0	0	Rush	0	0	0	0	0	0	0	0	0	1	0	0	1
Franklin	0	0	0	0	0	0	0	0	0	1	0	0	1	St. Joseph	1	0	2	3	1	1	0	0	2	12	1	0	23
Fulton	0	0	2	0	0	0	1	0	0	0	1	0	4	Scott	0	1	6	1	4	0	0	1	1	1	1	0	16
Gibson	0	0	0	1	0	0	0	0	0	0	0	0	1	Shelby	0	0	0	1	0	0	0	1	0	1	0	0	3
Grant	0	1	3	0	0	0	0	0	1	6	2	0	13	Spencer	0	0	0	0	0	0	0	0	0	0	0	0	0
Greene	0	0	2	0	0	0	0	0	0	1	0	0	3	Starke	0	0	1	0	1	0	0	1	0	2	0	0	5
Hamilton	0	1	3	0	4	0	0	0	1	7	3	0	19	Steuben	0	0	2	3	0	0	0	0	0	1	0	0	6
Hancock	0	0	2	0	0	0	0	0	3	5	0	0	10	Sullivan	0	0	1	0	1	0	0	2	0	0	0	0	4
Harrison	1	0	1	0	0	0	1	1	1	1	0	0	6	Switzerland	0	0	0	0	1	0	1	0	1	1	0	0	4
Hendricks	0	0	2	0	0	0	0	0	0	5	0	0	7	Tippecanoe	0	0	1	1	3	2	3	4	3	11	3	0	31
Henry	0	0	1	0	0	0	0	0	0	1	0	0	2	Tipton	0	0	0	0	0	0	0	0	0	0	0	0	0
Howard	0	1	5	2	4	0	0	1	3	7	1	0	24	Union	0	0	0	0	0	0	0	0	0	0	0	0	0
Huntington	0	1	0	0	0	0	0	0	2	1	0	0	4	Vanderburgh	0	0	3	2	4	1	3	2	3	9	4	0	31
Jackson	0	1	3	1	0	0	1	3	2	1	1	0	13	Vermillion	0	0	0	1	0	0	0	0	1	1	2	0	5
Jasper	0	0	0	0	0	0	0	0	1	1	2	0	4	Vigo	0	0	1	0	0	0	1	3	4	3	0	0	12
Jay	0	0	0	0	0	0	0	1	0	6	0	0	7	Wabash	0	0	3	1	1	0	0	0	3	2	1	0	11
Jefferson	0	0	0	0	0	0	0	0	0	0	1	0	1	Warren	0	0	0	0	0	0	0	0	0	0	0	0	0
Jennings	0	0	0	1	1	0	0	0	0	0	0	0	2	Warrick	0	0	0	0	0	0	0	0	1	1	0	0	2
Johnson	0	2	4	3	3	0	0	2	0	7	2	0	23	Washington	0	0	1	0	0	0	0	0	0	1	2	0	4
Knox	0	0	1	0	0	0	0	0	0	0	0	0	1	Wayne	1	0	2	1	0	0	0	1	2	5	1	0	13
Kosciusko	0	0	0	2	1	0	0	1	4	4	2	0	14	Wells	0	1	1	3	0	0	0	0	0	6	2	0	13
LaGrange	0	0	0	0	0	0	0	0	0	1	1	0	2	White	0	0	0	0	0	0	1	0	0	0	0	0	1
Lake	0	0	1	3	2	0	1	4	4	8	0	0	23	Whitley	0	0	1	2	0	0	0	0	1	1	0	0	5
LaPorte	0	0	2	2	0	0	1	1	1	1	0	0	8	Unknown	0	0	0	0	0	0	0	0	0	0	0	0	5
Lawrence	0	0	1	1	0	0	0	0	3	3	4	0	12	Totals	8	22	125	73	59	15	36	69	107	272	75	5	866

Data based on Most Serious Offense and includes only New- and Rec commitments.

Parole violators are not included.

Other may include missing, habitual offense, contempt of court, or misdemeanor.

***Unknown** represents offenders who were sentenced to DOC, but County of Commitment data was unavailable.

Source: Prsadm7.pgm

Indiana Department of Correction

Table 7

Release Type by County of Commitment - Adult Offenders

March 2017

County	Release Type				Total	County	Release Type				Total
	Parole	Probation	Discharged	CTP			Parole	Probation	Discharged	CTP	
Adams	2	0	1	1	4	Madison	17	15	5	14	51
Allen	23	14	3	8	48	Marion	117	52	13	34	216
Bartholomew	10	1	3	0	14	Marshall	3	2	0	1	6
Benton	0	1	0	0	1	Martin	1	0	0	2	3
Blackford	2	1	0	1	4	Miami	3	2	1	0	6
Boone	4	0	0	0	4	Monroe	12	1	0	2	15
Brown	0	0	0	0	0	Montgomery	5	1	0	1	7
Carroll	1	0	0	0	1	Morgan	4	1	1	2	8
Cass	2	0	0	4	6	Newton	0	1	0	0	1
Clark	1	4	0	0	5	Noble	4	1	1	0	6
Clay	4	0	0	0	4	Ohio	0	1	0	0	1
Clinton	8	3	1	1	13	Orange	1	0	0	0	1
Crawford	0	0	0	0	0	Owen	1	1	0	0	2
Daviess	1	0	0	0	1	Parke	4	0	0	0	4
Dearborn	4	10	2	0	16	Perry	0	0	1	0	1
Decatur	1	0	1	0	2	Pike	0	0	1	0	1
DeKalb	1	2	0	0	3	Porter	9	0	0	0	9
Delaware	9	7	0	0	16	Posey	4	2	1	0	7
Dubois	1	0	1	1	3	Pulaski	1	2	0	0	3
Elkhart	10	14	0	5	29	Putnam	1	2	1	2	6
Fayette	6	4	0	4	14	Randolph	0	0	0	0	0
Floyd	5	1	0	0	6	Ripley	1	3	0	0	4
Fountain	0	0	0	0	0	Rush	0	1	0	2	3
Franklin	1	1	2	0	4	St. Joseph	16	11	1	3	31
Fulton	3	1	0	0	4	Scott	3	5	0	0	8
Gibson	4	0	0	0	4	Shelby	7	3	2	2	14
Grant	11	2	1	3	17	Spencer	1	1	1	0	3
Greene	1	4	0	1	6	Starke	1	0	0	0	1
Hamilton	8	3	3	1	15	Steuben	1	3	1	3	8
Hancock	3	5	0	0	8	Sullivan	1	0	0	0	1
Harrison	1	2	0	0	3	Switzerland	1	0	1	0	2
Hendricks	9	2	1	1	13	Tippecanoe	10	13	3	1	27
Henry	3	5	0	1	9	Tipton	1	0	1	0	2
Howard	8	9	4	10	31	Union	1	0	0	0	1
Huntington	4	2	0	1	7	Vanderburgh	22	8	2	10	42
Jackson	0	5	0	1	6	Vermillion	0	1	0	0	1
Jasper	0	1	0	0	1	Vigo	6	4	0	1	11
Jay	4	1	0	0	5	Wabash	3	3	1	1	8
Jefferson	6	5	0	0	11	Warren	0	0	0	0	0
Jennings	7	0	1	0	8	Warrick	1	0	0	0	1
Johnson	7	6	0	2	15	Washington	2	1	1	3	7
Knox	1	0	0	0	1	Wayne	15	4	2	1	22
Kosciusko	2	3	0	2	7	Wells	6	2	1	1	10
LaGrange	0	3	0	0	3	White	0	0	0	1	1
Lake	19	1	1	10	31	Whitley	0	0	0	1	1
LaPorte	5	12	1	0	18	Unknown	0	0	2	1	3
Lawrence	3	1	1	4	9	Totals	491	283	71	151	996

This data excludes Temporary Moves, Safekeepers, Predispositions, Escapes, Deaths, releases from CTP and releases from Out of State Parole.

*"Unknown" represents offenders who were sentenced to DOC, but County of Commitment data was unavailable.

Source: prisrel7.pgm

Indiana Department of Correction

Table 8

The Number of Department of Correction Offenders Held in County Jails*

March 27 , 2017

<u>County</u>	<u>Adult Male</u>	<u>Adult Female</u>	<u>County</u>	<u>Adult Male</u>	<u>Adult Female</u>	<u>County</u>	<u>Adult Male</u>	<u>Adult Female</u>
Adams	1	0	Hendricks	4	0	Pike	0	0
Allen	25	4	Henry**	7	0	Porter	6	0
Bartholomew	2	0	Howard	5	2	Posey	0	0
Benton	0	0	Huntington	0	2	Pulaski**	1	0
Blackford**	10	0	Jackson	7	1	Putnam**	4	0
Boone	2	0	Jasper	0	0	Randolph	0	0
Brown	0	0	Jay	2	2	Ripley	3	0
Carroll	0	0	Jefferson	1	1	Rush	0	0
Cass	0	0	Jennings	8	2	St. Joseph	20	8
Clark	9	1	Johnson	4	1	Scott	2	0
Clay	5	0	Knox**	0	0	Shelby	4	0
Clinton	4	0	Kosciusko	11	1	Spencer**	0	0
Crawford**	0	0	LaGrange	0	0	Starke	2	2
Daviess	2	0	Lake	20	1	Steuben	5	1
Dearborn	5	4	LaPorte	0	0	Sullivan	0	0
Decatur	3	1	Lawrence	2	2	Switzerland	4	0
DeKalb	0	0	Madison	12	2	Tippecanoe	6	3
Delaware	3	1	Marion	27	1	Tipton	1	0
Dubois	1	0	Marshall	1	0	Union	1	1
Elkhart	25	5	Martin	4	0	Vanderburgh	16	2
Fayette	3	1	Miami	19	0	Vermillion	2	1
Floyd	1	1	Monroe	0	0	Vigo	3	10
Fountain	1	0	Montgomery	2	1	Wabash	2	1
Franklin	1	0	Morgan	4	1	Warren	1	0
Fulton	0	0	Newton	0	0	Warrick	0	0
Gibson	0	1	Noble	0	0	Washington	0	0
Grant	3	0	Ohio	0	0	Wayne	14	1
Greene	6	0	Orange**	1	0	Wells**	8	2
Hamilton	2	0	Owen	0	0	White	1	0
Hancock	1	2	Parke	0	1	Whitley	2	0
Harrison**	3	2	Perry	0	0	Total	367	76

* Data is based on known frequencies reported by the counties, some county data may be missing

** County Jail Substance Abuse Programs

SOURCE: Offender
Movement

Indiana Department of Correction
Table 9
Community Transition Program
Average Daily Populations

<u>Month</u>	<u>2013</u>	<u>2014</u>	<u>2015</u>	<u>2016</u>	<u>2017</u>
January	493	521	457	518	465
February	475	511	442	480	475
March	511	492	468	492	475
April	510	470	529	518	
May	509	496	549	499	
June	522	504	539	469	
July	533	494	539	491	
August	495	475	559	496	
September	513	479	538	509	
October	527	484	564	478	
November	558	482	528	470	
December	<u>544</u>	<u>475</u>	<u>522</u>	<u>461</u>	
YEARLY AVERAGE	516	490	519	490	471

Source: CTP Database and OIS Warmbody

Indiana Department Of Correction
Table 10
Community Transition Program
March 2017 Release Information (Felony Level A-D)

Total number of offenders eligible to be released during March 2017 =		371
Felony A and B total =	247	
Felony C total =	100	
Felony D total =	23	
Murder =	1	
Total number of offenders transitioned to counties for CTP =		95
By default (lack of response from judge)		
Felony A or B =	0	
Felony C =	11	
Felony D =	4	
By approval by court order from judge		
Felony A or B =	67	
Felony C =	10	
Felony D =	3	
Murder =	0	
Total number of offenders transitioned to counties then returned to DOC due to refusal (court ordered denial upon receipt of offender) =		0
Total number of court ordered denials =		185
Felony A or B =	101	
Felony C =	69	
Felony D =	14	
Murder =	1	
Total number of Felony A or B, or Murder denials by default (no response from judge) =		64
Total number of offenders who became ineligible after eligibility determined but prior to CTP commencement date (reasons include change in Earliest Possible Release Date, change in warrant status, released to probation or to parole, other miscellaneous) =		27
Felony A or B =	15	
Felony C =	10	
Felony D =	2	
Murder =	0	

Indiana Department Of Correction
Table 10
Community Transition Program
March 2017 Release Information (Felony Level 1-6)

Total number of offenders eligible to be released during March 2017 =	127
Felony 1 and 2 total =	5
Felony 3 and 4 total =	32
Felony 5 and 6 total =	90
Total number of offenders transitioned to counties for CTP =	51
By default (lack of response from judge)	
Felony 1 and 2 total	0
Felony 3 and 4 total :	0
Felony 5 and 6 total :	17
By approval by court order from judge	
Felony 1 and 2 total	3
Felony 3 and 4 total :	12
Felony 5 and 6 total :	19
Total number of offenders transitioned to counties then returned to DOC due to refusal (court ordered denial upon receipt of offender) =	0
Total number of court ordered denials =	61
Felony 1 and 2 total =	1
Felony 3 and 4 total =	15
Felony 5 and 6 total =	45
Total number of Felony 1 or 2, or Murder denials by default (no response from judge) =	1
Total number of offenders who became ineligible after eligibility determined but prior to CTP commencement date (reasons include change in Earliest Possible Release Date, change in warrant status, released to probation or to parole, other miscellaneous) =	9
Felony 1 and 2 total =	0
Felony 3 and 4 total =	0
Felony 5 and 6 total =	9

Source: SAS - CTP2 Adms

Indiana Department of Correction
 Table 11
 Total Number of Felony Offenses
 Committed to the Indiana Department of Correction

March 2017

Felony Level	Primary Offense	Secondary Offense	Mar-17		This Calendar Year	
			SEX		SEX	
			F	M	F	M
Murder	Murder (35-42-1-1)		2	8	3	24
Murder Total			2	8	3	24

Felony Level	Primary Offense	Secondary Offense	Mar-17		This Calendar Year	
			SEX		SEX	
			F	M	F	M
A Felony	Burglary (35-43-2-1)		-	-	-	1
	Child Molesting (35-42-4-3)		-	18	-	35
	Dealing Cocaine or Narcotic Drug (35-48-4-1)		1	4	3	12
	Dealing Methamphetamine (35-48-4-1.1)		1	-	1	-
	Dealing Sched I, II, or III Cntrld Sub (35-48-4-2)		2	1	2	2
	Neglect of a Dependent/Death (35-46-1-4)		-	-	-	1
	Possession of Cocaine or Narcotic Drug (35-48-4-6)		-	-	-	1
	Rape (35-42-4-1)		-	1	-	2
	Robbery (35-42-5-1)		-	3	-	6
	Voluntary Manslaughter (35-42-1-3)		-	2	1	2
A Felony Total			4	29	7	62

Felony Level	Primary Offense	Secondary Offense	Mar-17		This Calendar Year	
			SEX		SEX	
			F	M	F	M
B Felony	Aggravated Battery (35-42-2-1.5)		-	2	-	5
	Arson (35-43-1-1)		-	-	-	2
	Battery (35-42-2-1)		-	-	-	1
	Battery by Bodily Waste (35-42-2-6)		-	2	-	2
	Burglary (35-43-2-1)		6	30	11	79
	Carjacking (35-42-5-2)		-	1	-	2
	Child Molesting (35-42-4-3)		-	5	-	23
	Criminal Confinement (35-42-3-3)		-	4	-	9
	Criminal Deviate Conduct (35-42-4-2)		-	-	-	3
	Dealing Cocaine or Narcotic Drug (35-48-4-1)		8	21	13	49
	Dealing Methamphetamine (35-48-4-1.1)		1	14	8	33
	Dealing Sched I, II, or III Cntrld Sub (35-48-4-2)		4	11	11	25
	Fail to Stop Accident w/Injury (9-26-1-1)		-	1	-	2
	Felon in Possession of a Firearm (35-47-4-5)		-	9	-	17
	Incest (35-46-1-3)		1	1	1	1
	Neglect of a Dependent (35-46-1-4)		1	-	1	-
	Operating Vehicle Intoxicated/Death (9-30-5-5)		1	-	1	-
	Possession Methamphetamine (35-48-4-6.1)		-	2	1	5
	Possession of Cocaine or Narcotic Drug (35-48-4-6)		-	-	3	1
	Rape (35-42-4-1)		-	3	-	4
	Robbery (35-42-5-1)		-	13	1	40
	Sexual Misconduct with a Minor (35-42-4-9)		-	7	-	14
	Vicarious Sexual Gratification (35-42-4-5)		-	1	-	1
B Felony Total			22	127	51	318

Felony Level	Primary Offense	Secondary Offense	Mar-17		This Calendar Year	
			SEX		SEX	
			F	M	F	M
C Felony	Assisting a Criminal (35-44-3-2)		-	2	-	3
	Auto Theft, Receiving Stolen Parts (35-43-4-2.5)		-	1	-	1
	Battery (35-42-2-1)		1	7	1	22
	Battery by Bodily Waste (35-42-2-6)		-	-	1	-
	Burglary (35-43-2-1)		1	15	2	34
	Carrying Handgun w/o License (35-47-2-23)		-	1	-	5
	Child Exploitation (35-42-4-4)		-	4	-	5
	Child Molesting (35-42-4-3)		1	10	1	27
	Child Seduction (35-42-4-7)		-	-	1	-
	Corrupt Business Influence (35-45-6-2)		1	-	1	3
	Criminal Confinement (35-42-3-3)		-	-	-	3
	Criminal Recklessness (35-42-2-2)		-	-	-	3
	Dealing Marijuana, Hash Oil, or Hashish (35-48-4-10)		-	2	-	2
	Dealing/Poss. Look-Alike Subs (35-48-4-4.6)		-	-	-	1
	Escape/Failure to Return (35-44-3-5)		-	-	-	2
	Failure to Register as a Sex Offender (11-8-8-17)		-	1	-	3
	Firearm w/in One Mile of School (35-47-2-1)		-	4	-	5
	Forgery (35-43-5-2)		3	4	18	20
	Fraud on Financial Institution (35-43-5-8)		-	-	4	2
	Handgun Violation (35-47-2-7)		-	2	1	3
	Intimidation (35-45-2-1)		-	8	-	11
	Neglect of a Dependent (35-46-1-4)		-	2	-	6
	Non-Support of Dependent Child (35-46-1-5)		-	2	2	15
	Obliterating Handgun I.D. (35-47-2-18)		-	1	-	2
	Operating Vehicle Intoxicated/Death (9-30-5-5)		-	-	-	1
	Operating Vehicle w/Lifetime Suspension (9-30-10-17)		-	4	-	13
	Operating Vehicle-Habitual Violation (9-30-10-16)		-	1	-	1
	Possession Methamphetamine (35-48-4-6.1)		-	-	1	1
	Possession of Cocaine or Narcotic Drug (35-48-4-6)		1	3	1	8
	Possession of Controlled Substance (35-48-4-7)		-	1	-	3
	Possession of Precursors (35-48-4-14.5)		1	2	1	4
	Promoting Prostitution (35-45-4-4)		-	2	-	2
	Reckless Homicide (35-42-1-5)		-	1	-	3
	Robbery (35-42-5-1)		-	5	2	12
	Security Fraud (23-19-5-1)		-	-	-	1
	Sexual Battery (35-42-4-8)		-	2	-	2
	Sexual Misconduct with a Minor (35-42-4-9)		-	3	-	9
	Stalking (35-45-10-5)		-	1	-	1
	Theft, Receiving Stolen Property (35-43-4-2)		-	1	1	2
	Trafficking with an Inmate (35-44-3-9)		-	1	2	1
	Welfare Fraud (35-43-5-7)		-	1	1	1
C Felony Total			9	94	41	243

Felony Level	Primary Offense	Secondary Offense	Mar-17		This Calendar Year	
			SEX		SEX	
			F	M	F	M
D Felony	Accident/Failure to Stop-Serious Inj/Death (9-26-1-8)		-	-	-	1
	Arson (35-43-1-1)		1	1	1	1
	Attempt to Commit a Felony (35-41-5-1)	Theft, Receiving Stolen Property (35-43-4-2)	-	1	-	1
	Auto Theft, Receiving Stolen Parts (35-43-4-2.5)		1	6	1	9
	Battery (35-42-2-1)		-	4	-	6
	Battery by Bodily Waste (35-42-2-6)		-	2	-	4
	Check Fraud (35-43-5-12)		-	-	-	6
	Child Exploitation (35-42-4-4)		-	-	-	1
	Child Solicitation (35-42-4-6)		-	-	-	1
	Criminal Confinement (35-42-3-3)		-	1	-	4
	Criminal Gang Activity (35-45-9-3)		-	1	-	1
	Criminal Recklessness (35-42-2-2)		-	2	-	9
	Cultivation of Marijuana (35-48-4-1)		-	-	-	1
	Dealing Counterfeit Substance (35-48-4-5)		-	1	-	2
	Dealing Marijuana, Hash Oil, or Hashish (35-48-4-10)		-	4	1	4
	Dealing Subs. Represent as Cntrld Subs. (35-48-4-4.5)		-	-	-	1
	Dissemination of Matter Harmful to Minor (35-49-3-3)		-	1	-	1
	Domestic Battery (35-42-2-1.3)		-	3	-	6
	Driving While Suspended/Oper Veh HTV (9-30-10-16)		-	3	-	9
	Dump Controlled Substance Waste (38-48-4-4.1)		-	-	-	1
	Fail to Stop Accident w/Injury (9-26-1-1)		-	-	-	1
	Failure to Register as a Sex Offender (11-8-8-17)		-	-	-	2
	Failure to Return to Lawful Detention (35-44-3-5)		-	2	1	10
	Failure to Warn Comm Disease (35-42-1-9)		-	1	-	1
	Forgery, Counterfeit (35-43-5-2)		1	1	1	2
	Fraud (35-43-5-4)		1	5	5	7
	Identity Deception (35-43-5-3.5)		-	1	3	2
	Intimidation (35-45-2-1)		-	1	-	3
	Invasion of Privacy (35-46-1-15.1)		-	-	1	-
	Maintaining a Common Nuisance (35-48-4-13)		2	3	4	11
	Neglect of a Dependent (35-46-1-4)		1	-	2	3
	Non-Support of a Child (35-46-1-5)		-	2	-	16
	Operating Vehicle Intox-Prior (9-30-5-3)		-	5	-	17
	Operating Vehicle Intoxicated-Contrlld Sub (9-30-5-1)		1	1	1	1
	Operating Vehicle Intoxicated-Endanger (9-30-5-2)		-	-	2	1
	Operating Vehicle Intoxicated-Serious Injury (9-30-5-4)		-	5	-	6
	Pointing a Firearm (35-47-4-3)		-	-	-	2
	Poss. of Marijuana, Hash Oil, or Hashish (35-48-4-11)		-	2	3	6
	Possession - Syringe/Needle (16-42-19-18)		3	1	5	1
	Possession of Cocaine or Narcotic Drug (35-48-4-6)		-	4	2	8
	Possession of Controlled Substance (35-48-4-7)		-	6	2	15
	Possession of Methamp Subst Tax (6-7-3-11-B)		-	-	-	1
	Possession of Methamphetamine (35-48-4-6.1)		1	-	4	9
	Possession of Precursors (35-48-4-14.5)		1	-	3	5
	Possession/Use of Legend Drug (16-42-19-13)		-	1	-	1
	Prostitution (35-45-4-2)		1	-	1	-
	Residential Entry (35-43-2-1.5)		-	2	1	6
	Resisting Law Enforcement (35-44-3-3)		-	2	-	11
	Sexual Battery (35-42-4-8)		-	1	-	3
	Sexual Misconduct with a Minor (35-42-4-9)		-	-	-	2
	Strangulation (35-42-2-9)		-	3	-	6
	Synthetic ID Deception (35-43-5-3.8)		-	-	-	1
	Theft, Receiving Stolen Property (35-43-4-2)		7	21	30	79
	UNLAWFUL POSSESSION OF SMOKING INSTRUMENT (16-42-19-17)		-	1	-	1
	Welfare Fraud (35-43-5-7)		1	1	1	2
D Felony Total			22	102	75	311

Felony Level	Primary Offense	Secondary Offense	Mar-17		This Calendar Year	
			SEX		SEX	
			F	M	F	M
Level 1 Felony	Attempt to Commit a Felony (35-41-5-1)	Murder (35-42-1-1)	-	9	1	12
		Rape (35-42-4-1)	-	1	-	1
	Burglary (35-43-2-1)		-	1	-	1
	Child Molesting (35-42-4-3)		-	8	1	28
	Conspiracy (35-41-5-2)	Child Molesting (35-42-4-3)	-	-	1	-
	Neglect of a Dependent/Death (35-46-1-4)		1	1	2	3
	Rape (35-42-4-1)		-	3	-	3
Level 1 Felony Total			1	23	5	48

Felony Level	Primary Offense	Secondary Offense	Mar-17		This Calendar Year	
			SEX		SEX	
			F	M	F	M
Level 2 Felony	Aiding, Inducing or Causing an Offense (35-41-2-4)	Dealing Methamphetamine (35-48-4-1.1)	-	1	-	1
		Robbery (35-42-5-1)	-	-	-	2
		Voluntary Manslaughter (35-42-1-3)	-	-	-	1
	Attempt to Commit a Felony (35-41-5-1)	Robbery (35-42-5-1)	-	1	-	2
		Voluntary Manslaughter (35-42-1-3)	-	-	-	1
	Burglary (35-43-2-1)		-	4	-	7
	Child Molesting (35-42-4-3)		-	-	-	1
	Conspiracy (35-41-5-2)	Burglary (35-43-2-1)	-	-	-	1
		Dealing Cocaine or Narcotic Drug (35-48-4-1)	1	-	1	-
		Dealing Methamphetamine (35-48-4-1.1)	1	-	1	-
		Robbery (35-42-5-1)	1	-	1	1
	Dealing Cocaine or Narcotic Drug (35-48-4-1)		1	14	2	36
	Dealing Methamphetamine (35-48-4-1.1)		5	9	12	30
	Dealing Sched I, II, or III Cntrl'd Sub (35-48-4-2)		-	-	-	2
	Kidnapping (35-42-3-2)		-	-	-	1
	Robbery (35-42-5-1)		-	4	-	8
	Voluntary Manslaughter (35-42-1-3)		1	2	1	6
Level 2 Felony Total			10	35	18	100

Felony Level	Primary Offense	Secondary Offense	Mar-17		This Calendar Year	
			SEX		SEX	
			F	M	F	M
Level 3 Felony	Accident/Failure to Stop-Serious Inj/Death (9-26-1-1.1)		1	1	2	2
	Aggravated Battery (35-42-2-1.5)		-	6	-	16
	Aiding, Inducing or Causing an Offense (35-41-2-4)	Neglect of a Dependent/Death (35-46-1-4)	1	-	1	-
		Robbery (35-42-5-1)	-	-	1	2
	Attempt to Commit a Felony (35-41-5-1)	Aggravated Battery (35-42-2-1.5)	-	-	-	2
		Robbery (35-42-5-1)	-	1	-	4
	Battery (35-42-2-1)		-	-	-	3
	Burglary (35-43-2-1)		-	1	-	2
	Child Molesting (35-42-4-3)		-	6	-	13
	Conspiracy (35-41-5-2)	Aggravated Battery (35-42-2-1.5)	-	-	-	1
		Criminal Confinement (35-42-3-3)	-	-	-	1
		Robbery (35-42-5-1)	-	-	2	3
	Criminal Confinement (35-42-3-3)		-	6	-	16
	Dealing Cocaine or Narcotic Drug (35-48-4-1)		2	5	2	12
	Dealing Methamphetamine (35-48-4-1.1)		1	4	5	13
	Dealing Sched I, II, or III Cntrl'd Sub (35-48-4-2)		3	-	4	2
	Dealing Sched IV Cntrl'd Sub (35-48-4-3)		-	-	-	1
	Human Sexual Trafficking (35-42-3.5-1)		-	-	1	-
	Kidnapping (35-42-3-2)		-	-	-	1
	Neglect of a Dependent/Death (35-46-1-4)		-	1	2	1
	Possession of Cocaine or Narcotic Drug (35-48-4-6)		-	-	1	4
	Possession of Methamphetamine (35-48-4-6.1)		-	4	3	7
	Rape (35-42-4-1)		-	7	-	12
	Resisting Law Enforcement (35-44.1-3-1)		-	1	-	2
	Robbery (35-42-5-1)		1	29	5	79
Level 3 Felony Total			9	72	29	199

Felony Level	Primary Offense	Secondary Offense	Mar-17		This Calendar Year	
			SEX		SEX	
			F	M	F	M
Level 4 Felony	Aiding, Inducing or Causing an Offense (35-41-2-4)	Child Molesting (35-42-4-3)	-	-	-	2
		Dealing Methamphetamine (35-48-4-1.1)	-	-	3	-
	Arson (35-43-1-1)		3	2	3	4
	Attempt to Commit a Felony (35-41-5-1)	BURGLARY (35-43-2-1)	-	2	1	3
		Child Molesting (35-42-4-3)	-	-	-	1
		Dealing Methamphetamine (35-48-4-1.1)	1	-	1	-
	BURGLARY (35-43-2-1)		3	32	16	77
	Child Molesting (35-42-4-3)		-	17	-	49
	Child Solicitation (35-42-4-6)		-	-	-	1
	Conspiracy (35-41-5-2)	BURGLARY (35-43-2-1)	-	1	1	1
		Dealing Cocaine or Narcotic Drug (35-48-4-1)	-	-	1	2
	Dealing Cocaine or Narcotic Drug (35-48-4-1)		-	10	7	35
	Dealing Methamphetamine (35-48-4-1.1)		2	14	14	38
	Dealing Sched I, II, or III Cntrl'd Sub (35-48-4-2)		3	3	4	7
	Dealing Sched IV Controlled Substance (35-48-4-3)		-	-	-	1
	Felon in Possession of a Firearm (35-47-4-5)		-	31	1	75
	Operating Vehicle Intoxicated/Death (9-30-5-5)		1	-	1	-
	POSSESSION OF DANGEROUS DEVICE (35-44.1-3-7)		-	1	-	2
	Possession of Cocaine or Narcotic Drug (35-48-4-6)		-	1	4	4
	Possession of Methamphetamine (35-48-4-6.1)		-	2	1	9
	Promoting Prostitution, under 18 (35-45-4-4)		-	-	-	1
	Sexual Misconduct with a Minor (35-42-4-9)		-	8	3	25
	Stalking (35-45-10-5)		-	2	-	2
	Vicarious Sexual Gratification (35-42-4-5)		-	-	-	2
Level 4 Felony Total			13	126	61	341

Felony Level	Primary Offense	Secondary Offense	Mar-17		This Calendar Year	
			SEX		SEX	
			F	M	F	M
Level 5 Felony	ASSISTING A CRIMINAL (35-44.1-2-5)		-	-	-	2
	Accident/Failure to Stop-Serious Inj/Death (9-26-1-8)		-	1	-	2
	Aiding, Inducing or Causing an Offense (35-41-2-4)	BURGLARY (35-43-2-1)	-	-	-	1
		Child Exploitation (35-42-4-4)	-	-	-	1
		DEALING IN METHAMPHETAMINE (35-48-4-1)	1	1	1	2
		Dealing Cocaine or Narcotic Drug (35-48-4-1)	-	1	-	1
		ESCAPE (35-44.1-3-4)	-	1	1	1
		Robbery (35-42-5-1)	1	1	1	1
		TRAFFICKING WITH AN INMATE (35-44.1-3-5)	-	-	-	1
	Attempt to Commit a Felony (35-41-5-1)	BURGLARY (35-43-2-1)	-	1	-	4
		DEALING IN METHAMPHETAMINE (35-48-4-1)	-	-	1	1
		ESCAPE (35-44.1-3-4)	-	1	-	1
		Fraud on Financial Institution (35-43-5-8)	2	-	2	-
		Robbery (35-42-5-1)	-	1	1	1
	BATTERY (35-42-2-1)		6	43	16	104
	BURGLARY (35-43-2-1)		1	38	4	118
	Bribery (35-44.1-1-2)		-	1	-	1
	CRIMINAL CONFINEMENT (35-42-3-3)		-	2	-	12
	Child Exploitation (35-42-4-4)		-	-	-	6
	Child Solicitation (35-42-4-6)		1	2	1	7
	Conspiracy (35-41-5-2)	BURGLARY (35-43-2-1)	-	-	-	4
		DEALING IN METHAMPHETAMINE (35-48-4-1)	-	-	1	-
		Dealing Cocaine or Narcotic Drug (35-48-4-1)	-	-	-	3
		Dealing Marijuana, Hash Oil, or Hashish (35-48-4-1)	-	-	-	1
		Fraud on Financial Institution (35-43-5-8)	-	-	-	1
		Intimidation (35-45-2-1)	-	-	1	-
		Robbery (35-42-5-1)	-	1	-	1
		TRAFFICKING WITH AN INMATE (35-44.1-3-5)	-	-	-	1
	Controlled Substance Registration (35-48-4-14)		-	-	-	1
	Corrupt Business Influence (35-45-6-2)		1	2	3	7
	Criminal Recklessness (35-42-2-2)		-	2	1	7
	DEALING IN METHAMPHETAMINE (35-48-4-1.1)		5	22	13	65
	Dangerous Control of a Handgun (35-47-10-6)		-	-	-	1
	Dealing Cocaine or Narcotic Drug (35-48-4-1)		3	16	12	55

Felony Level	Primary Offense	Secondary Offense	Mar-17		This Calendar Year	
			SEX		SEX	
			F	M	F	M
Level 5 Felony	Dealing Marijuana, Hash Oil, or Hashish (35-48-4-10)		-	1	-	1
Cont.	Dealing Methamphetamine (35-48-4-1.1)		3	11	7	29
	Dealing Sched I, II, or III Cntrld Sub (35-48-4-2)		3	1	4	6
	Dealing Sched IV Cntrld Sub (35-48-4-3)		1	2	2	3
	Dealing/Poss. Look-Alike Subs (35-48-4-4.6)		1	-	3	3
	Disarm/Attempt to Disarm an Officer (35-44.1-3-2)		-	-	-	2
	Domestic Battery (35-42-2-1.3)		2	5	3	11
	Driving Suspended/Death (9-24-19-4)		-	-	-	1
	ESCAPE (35-44.1-3-4)		-	3	1	10
	Failure to Register as a Sex Offender (11-8-8-17)		-	8	-	23
	Firearm w/in One Mile of School (35-47-2-1)		-	33	2	86
	Fraud on Financial Institution (35-43-5-8)		1	3	4	9
	Home Improvement Fraud (35-43-6-12)		-	1	-	2
	Insurance Fraud (35-43-5-4.5)		-	1	-	1
	Intimidation (35-45-2-1)		-	8	2	19
	Kidnapping (35-42-3-2)		-	2	-	3
	Neglect of a Dependent/Death (35-46-1-4)		5	1	8	2
	Non-Support of Dependent Child (35-46-1-5)		1	-	1	3
	OP VEH AFT LIFE SUSP (9-30-10-17)		1	33	1	76
		Habitual Offender Controlled Substance (35-50-2-	-	-	-	1
	Obliterating Handgun I.D. (35-47-2-18)		-	-	-	2
	Operating Vehicle Intoxicated-Contrld Sub (9-30-5-1)		-	-	-	2
	Operating Vehicle Intoxicated/Death (9-30-5-5)		-	-	-	1
	Operating Vehicle Intoxicated/Injury (9-30-5-4)		1	-	1	-
	POSSESSION OF SYRINGES OR NEEDLES 16-42-19-18		2	3	5	5
	Possession OF Dangerous Device (35-44.1-3-7)		-	2	1	6
	Possession of Cocaine or Narcotic Drug 35-48-4-6		2	9	5	27
	Promoting Prostitution (35-45-4-4)		-	-	-	2
	Reckless Homicide (35-42-1-5)		-	1	-	5
	Resisting Law Enforcement (35-44.1-3-1)		-	-	-	2
	Robbery (35-42-5-1)		2	16	2	38
	Sexual Misconduct with a Minor (35-42-4-9)		1	13	1	21
	Stalking (35-45-10-5)		-	1	-	4
	Synthetic ID Deception (35-43-5-3.8)		-	-	-	1
	TRAFFICKING WITH AN INMATE (35-44.1-3-5)		4	1	5	2
	Theft, Receiving Stolen Property (35-43-4-2)		1	1	1	2
Level 5 Felony Total			52	297	118	825

Felony Level	Primary Offense	Secondary Offense	Mar-17		This Calendar Year	
			SEX		SEX	
			F	M	F	M
Level 6 Felony	AIDING IN MANUFACTURE OF SCH II CONT SUB (35-48-4-2)		-	-	-	1
	Accident/Failure to Stop-Serious Inj/Death (9-26-1-8)		-	-	-	1
	Aiding, Inducing or Causing an Offense (35-41-2-4)	Maintaining Common Nuisance (35-48-4-13)	-	-	1	-
		RESIDENTIAL ENTRY (35-43-2-1.5)	-	-	-	1
	Assisting a Criminal (35-44.1-2-5)		2	-	2	1
	Attempt to Commit a Felony (35-41-5-1)	Auto Theft, Receiving Stolen Parts (35-43-4-2.5)	-	-	-	1
		FORGERY,COUNTERFEITING,APPLICATION	-	1	-	1
	Auto Theft, Receiving Stolen Parts (35-43-4-2.5)		-	9	2	34
	BATTERY 35-42-2-1		2	5	4	25
	CHECK DECEPTION (35-43-5-5)		-	1	-	1
	CRIMINAL CONFINEMENT (35-42-3-3)		-	9	-	21
	CRIMINAL RECKLESSNES (35-42-2-2)		-	5	-	14
	Check Fraud (35-43-5-12)		-	-	-	1
	Child Exploitation (35-42-4-4)		-	3	-	4
	Criminal Confinement (35-42-3-3)		-	3	-	4
	DANGER COMM DIS CARRIER INT FAIL TO WARNING (35-45-21-3)		-	1	-	1
	DUMPING CONTROLLED SUBSTANCE WASTE (35-48-4-4.1)		-	-	-	1
	Dealing Counterfeit Substance (35-48-4-5)		-	-	-	1
	Dealing Marijuana, Hash Oil, or Hashish (35-48-4-10)		-	2	2	6
	Dealing Marijuana, Hash Oil, or Hashish (35-48-4-2A-1)		1	-	1	1
	Dealing Sched I, II, or III Cntrld Sub (35-48-4-2(A))		-	-	-	1
	Dealing Sched IV Cntrld Sub (35-48-4-3)		-	-	1	1
	Dealing Subs. Represent as Cntrld Subs. (35-48-4-4.5)		1	-	1	-
	Dealing/Poss. Look-Alike Subs (35-48-4-10.5)		-	-	1	-
	Dealing/Poss. Look-Alike Subs (35-48-4-11.5)		-	1	-	1
	ESCAPE 35-44.1-3-4		2	17	6	37
	FAIL TO REGR SEX OFF (11-8-8-17)		-	2	-	8
	FAILURE TO APPEAR (35-44.1-2-9)		-	2	1	7
	FORGERY,COUNTERFEITING,APPLICATION FRAUD (35-43-5-2)		4	4	10	9
	Failure to Return to Acc Result Serious Inj (9-26-1-1(2))		-	1	-	3
	INTIMIDATION (35-45-2-1)		-	9	-	20
	INVASION OF PRIVACY (35-46-1-15.1)		-	4	1	17
	Identity Deception (35-43-5-3.5)		-	5	-	9

Felony Level	Primary Offense	Secondary Offense	Mar-17		This Calendar Year	
			SEX		SEX	
			F	M	F	M
Level 6 Felony	Insurance Fraud (35-43-5-4.5)		2	3	2	6
Cont.	Interfering w/ Law Enforcement Animal (35-46-3-11(A))		-	-	-	1
	Maintaining Common Nuisance (35-48-4-13)		2	12	6	21
	Neglect of a Dependent/Death (35-46-1-4)		3	-	8	3
	Non-Support of Dependent Child (35-46-1-5)		-	-	1	2
	OPER VEHICLE - INTOX - PREV CONVICTION (9-30-5-3)		-	-	-	11
	Obstruction of Justice (35-44.1-2-2)		1	7	2	10
	Operating Vehicle Intoxicated-Contrlld Sub (9-30-5-1)		1	-	3	2
	Operating Vehicle Intoxicated-Endanger (9-30-5-2)		2	8	4	16
	Operating Vehicle-Habitual Violation (9-30-10-16)		-	3	2	11
	PERJURY (35-44.1-2-1)		-	2	-	2
	POSS PARAPHERNALIA (35-48-4-8.3)		-	1	-	1
	POSSESS PRECURSORS (35-48-4-14.5)		-	4	-	7
	POSSESSION OF SYRINGES OR NEEDLES (16-42-19-18)		1	7	8	24
	POSSESSION OR USE OF LEGEND DRUG (16-42-19-13)		-	-	2	3
	PROSTITUTION (35-45-4-2)		-	-	2	-
	Pointing a Firearm (35-47-4-3)		-	2	-	6
	Possession of Cocaine or Narcotic Drug (35-48-4-6)		3	5	10	24
	Possession of Marijuana (35-48-4-11)		-	2	-	2
	Possession of Methamphetamine (35-48-4-6.1)		2	21	7	46
	RESIDENTIAL ENTRY (35-43-2-1.5)		2	5	3	11
	RESISTING LAW ENFORC (35-44.1-3-1)		-	19	1	53
	Sex Offender Residency Restrictions (35-42-4-11)		-	1	-	1
	Sexual Battery (35-42-4-8)		-	2	-	5
	Sexual Conduct in Presence of a Minor (35-42-4-5c)		1	-	1	-
	Sexual Misconduct with a Minor (35-42-4-9)		-	-	1	-
	Stalking (35-45-10-5)		-	-	-	1
	Strangulation (35-42-2-9)		-	5	-	14
	Theft, Receiving Stolen Property (35-43-4-2)		10	28	20	80
Level 6 Felony Total			42	221	116	596

Felony Level	Primary Offense	Secondary Offense	Mar-17		This Calendar Year	
			SEX		SEX	
			F	M	F	M
	FIREARM ENHANCEMENT (35-50-2-13)		1	1	1	2
	Habitual Offender (35-50-2-8)		-	1	-	2
	Habitual Offender Controlled Substance (35-50-2-10)		-	1	1	7
Habitual Off Total			1	3	2	11

			Mar-17		This Calendar Year	
			SEX		SEX	
			F	M	F	M
Grand Total			187	1137	526	3078

Note: Offense data may not be available for all offenders at the time this table was prepared.

Only new commitments and probation violations are reported on this table.

Parole and Community Transition Program violators are excluded on this table.

Source: SAS - all.citations_mso.pgm

Indiana Department of Correction
Table 12
Number of New Admissions by Most Serious Offense
Committed to the Indiana Department of Correction

March 2017

Felony Level	Primary Offense	Secondary Offense	Mar-17		This Calendar Year	
			SEX		SEX	
			F	M	F	M
A Felony	Burglary (35-43-2-1)		-	-	-	1
	Child Molesting (35-42-4-3)		-	9	-	19
	Dealing Cocaine or Narcotic Drug (35-48-4-1)		1	4	3	11
	Dealing Methamphetamine (35-48-4-1.1)		1	-	1	-
	Dealing Sched I, II, or III Cntrl'd Sub (35-48-4-2)		2	1	2	2
	Neglect of a Dependent/Death (35-46-1-4)		-	-	-	1
	Possession of Cocaine or Narcotic Drug (35-48-4-6)		-	-	-	1
	Robbery (35-42-5-1)		-	3	-	5
	Voluntary Manslaughter (35-42-1-3)		-	1	1	1
A Felony Total			4	18	7	41

Felony Level	Primary Offense	Secondary Offense	Mar-17		This Calendar Year	
			SEX		SEX	
			F	M	F	M
B Felony	Aggravated Battery (35-42-2-1.5)		-	2	-	4
	Arson (35-43-1-1)		-	-	-	2
	Battery (35-42-2-1)		-	-	-	1
	Battery by Bodily Waste (35-42-2-6)		-	1	-	1
	Burglary (35-43-2-1)		6	24	11	60
	Carjacking (35-42-5-2)		-	1	-	1
	Child Molesting (35-42-4-3)		-	4	-	14
	Criminal Confinement (35-42-3-3)		-	3	-	7
	Criminal Deviate Conduct (35-42-4-2)		-	-	-	1
	Dealing Cocaine or Narcotic Drug (35-48-4-1)		7	16	11	43
	Dealing Methamphetamine (35-48-4-1.1)		1	13	8	29
	Dealing Sched I, II, or III Cntrl'd Sub (35-48-4-2)		4	10	11	23
	Fail to Stop Accident w/Injury (9-26-1-1)		-	1	-	2
	Felon in Possession of a Firearm (35-47-4-5)		-	8	-	16
	Incest (35-46-1-3)		1	-	1	-
	Neglect of a Dependent (35-46-1-4)		1	-	1	-
	Operating Vehicle Intoxicated/Death (9-30-5-5)		1	-	1	-
	Possession Methamphetamine (35-48-4-6.1)		-	2	1	5
	Possession of Cocaine or Narcotic Drug (35-48-4-6)		-	-	2	1
	Rape (35-42-4-1)		-	2	-	3
	Robbery (35-42-5-1)		-	9	1	34
	Sexual Misconduct with a Minor (35-42-4-9)		-	7	-	12
	Vicarious Sexual Gratification (35-42-4-5)		-	1	-	1
B Felony Total			21	104	48	260

Felony Level	Primary Offense	Secondary Offense	Mar-17		This Calendar Year	
			SEX		SEX	
			F	M	F	M
C Felony	Assisting a Criminal (35-44-3-2)		-	2	-	3
	Auto Theft, Receiving Stolen Parts (35-43-4-2.5)		-	1	-	1
	Battery (35-42-2-1)		1	4	1	14
	Battery by Bodily Waste (35-42-2-6)		-	-	1	-
	Burglary (35-43-2-1)		1	12	2	28
	Carrying Handgun w/o License (35-47-2-23)		-	1	-	3
	Child Exploitation (35-42-4-4)		-	2	-	3
	Child Molesting (35-42-4-3)		1	5	1	17
	Child Seduction (35-42-4-7)		-	-	1	-
	Corrupt Business Influence (35-45-6-2)		1	-	1	3
	Criminal Confinement (35-42-3-3)		-	-	-	3
	Criminal Recklessness (35-42-2-2)		-	-	-	3
	Dealing Marijuana, Hash Oil, or Hashish (35-48-4-10)		-	2	-	2
	Dealing/Poss. Look-Alike Subs (35-48-4-4.6)		-	-	-	1
	Escape/Failure to Return (35-44-3-5)		-	-	-	1
	Failure to Register as a Sex Offender (11-8-8-17)		-	1	-	2
	Firearm w/in One Mile of School (35-47-2-1)		-	4	-	5
	Forgery (35-43-5-2)		3	4	18	19
	Fraud on Financial Institution (35-43-5-8)		-	-	4	1
	Handgun Violation (35-47-2-7)		-	-	-	1
	Intimidation (35-45-2-1)		-	6	-	8
	Neglect of a Dependent (35-46-1-4)		-	-	-	2
	Non-Support of Dependent Child (35-46-1-5)		-	2	2	13
	Operating Vehicle w/Lifetime Suspension (9-30-10-17)		-	4	-	11
	Operating Vehicle-Habitual Violation (9-30-10-16)		-	1	-	1
	Possession Methamphetamine (35-48-4-6.1)		-	-	1	1
	Possession of Cocaine or Narcotic Drug (35-48-4-6)		1	1	1	3
	Possession of Controlled Substance (35-48-4-7)		-	1	-	3
	Possession of Precursors (35-48-4-14.5)		1	2	1	3
	Promoting Prostitution (35-45-4-4)		-	2	-	2
	Reckless Homicide (35-42-1-5)		-	-	-	2
	Robbery (35-42-5-1)		-	2	2	8
	Security Fraud (23-19-5-1)		-	-	-	1
	Sexual Battery (35-42-4-8)		-	1	-	1
	Sexual Misconduct with a Minor (35-42-4-9)		-	2	-	6
	Stalking (35-45-10-5)		-	1	-	1
	Theft, Receiving Stolen Property (35-43-4-2)		-	1	-	1
	Trafficking with an Inmate (35-44-3-9)		-	-	2	-
	Welfare Fraud (35-43-5-7)		-	-	1	-
C Felony Total			9	64	39	177

Felony Level	Primary Offense	Secondary Offense	Mar-17		This Calendar Year	
			SEX		SEX	
			F	M	F	M
D Felony	Arson (35-43-1-1)		1	1	1	1
	Auto Theft, Receiving Stolen Parts (35-43-4-2.5)		-	-	-	1
	Battery (35-42-2-1)		-	2	-	2
	Battery by Bodily Waste (35-42-2-6)		-	1	-	2
	Criminal Confinement (35-42-3-3)		-	-	-	2
	Criminal Recklessness (35-42-2-2)		-	1	-	5
	Cultivation of Marijuana (35-48-4-1)		-	-	-	1
	Dealing Counterfeit Substance (35-48-4-5)		-	-	-	1
	Dealing Marijuana, Hash Oil, or Hashish (35-48-4-10)		-	1	1	1
	Dealing Subs. Represent as Cntrld Subs. (35-48-4-4.5)		-	-	-	1
	Dissemination of Matter Harmful to Minor (35-49-3-3)		-	1	-	1
	Domestic Battery (35-42-2-1.3)		-	3	-	4
	Driving While Suspended/Oper Veh HTV (9-30-10-16)		-	2	-	5
	Dump Controlled Substance Waste (38-48-4-4.1)		-	-	-	1
	Failure to Register as a Sex Offender (11-8-8-17)		-	-	-	2
	Failure to Return to Lawful Detention (35-44-3-5)		-	1	-	6
	Forgery, Counterfeit (35-43-5-2)		-	1	-	2
	Fraud (35-43-5-4)		1	2	2	2
	Identity Deception (35-43-5-3.5)		-	-	2	-
	Intimidation (35-45-2-1)		-	-	-	2
	Invasion of Privacy (35-46-1-15.1)		-	-	1	-
	Maintaining a Common Nuisance (35-48-4-13)		1	1	2	3
	Neglect of a Dependent (35-46-1-4)		-	-	-	1
	Non-Support of a Child (35-46-1-5)		-	2	-	10
	Operating Vehicle Intox-Prior (9-30-5-3)		-	3	-	13
	Operating Vehicle Intoxicated-Contrlld Sub (9-30-5-1)		1	1	1	1
	Operating Vehicle Intoxicated-Endanger (9-30-5-2)		-	-	1	1
	Operating Vehicle Intoxicated-Serious Injury (9-30-5-4)		-	1	-	2
	Pointing a Firearm (35-47-4-3)		-	-	-	1
	Poss. of Marijuana, Hash Oil, or Hashish (35-48-4-11)		-	-	3	2
	Possession - Syringe/Needle (16-42-19-18)		3	1	3	1
	Possession of Cocaine or Narcotic Drug (35-48-4-6)		-	1	1	4
	Possession of Controlled Substance (35-48-4-7)		-	5	1	11
	Possession of Methamphetamine (35-48-4-6.1)		1	-	3	4
	Prostitution (35-45-4-2)		1	-	1	-
	Residential Entry (35-43-2-1.5)		-	1	-	2
	Resisting Law Enforcement (35-44-3-3)		-	-	-	3
	Sexual Battery (35-42-4-8)		-	1	-	2
	Sexual Misconduct with a Minor (35-42-4-9)		-	-	-	1
	Synthetic ID Deception (35-43-5-3.8)		-	-	-	1
	Theft, Receiving Stolen Property (35-43-4-2)		5	10	15	36
	UNLAWFUL POSSESSION OF SMOKING INSTRUMENT (16-42-19-17)		-	1	-	1
	Welfare Fraud (35-43-5-7)		-	1	-	2
D Felony Total			14	45	38	144

Felony Level	Primary Offense	Secondary Offense	Mar-17		This Calendar Year	
			SEX		SEX	
			F	M	F	M
Level 1 Felony	Attempt to Commit a Felony (35-41-5-1)	Murder (35-42-1-1)	-	6	-	9
		Rape (35-42-4-1)	-	1	-	1
	Child Molesting (35-42-4-3)	-	6	1	16	
	Conspiracy (35-41-5-2)	Child Molesting (35-42-4-3)	-	-	1	-
	Neglect of a Dependent/Death (35-46-1-4)		1	1	2	2
Level 1 Felony Total			1	14	4	28

Felony Level	Primary Offense	Secondary Offense	Mar-17		This Calendar Year		
			SEX		SEX		
			F	M	F	M	
Level 2 Felony	Aiding, Inducing or Causing an Offense (35-41-2-4)	Dealing Methamphetamine (35-48-4-1.1)	-	1	-	1	
		Robbery (35-42-5-1)	-	-	-	1	
		Voluntary Manslaughter (35-42-1-3)	-	-	-	1	
		Robbery (35-42-5-1)	-	-	-	1	
		Attempt to Commit a Felony (35-41-5-1)	Robbery (35-42-5-1)	-	-	-	1
		Burglary (35-43-2-1)		-	2	-	5
		Child Molesting (35-42-4-3)		-	-	-	1
		Conspiracy (35-41-5-2)	Burglary (35-43-2-1)	-	-	-	1
			Dealing Methamphetamine (35-48-4-1.1)	1	-	1	-
			Robbery (35-42-5-1)	1	-	1	1
		Dealing Cocaine or Narcotic Drug (35-48-4-1)		1	12	2	29
		Dealing Methamphetamine (35-48-4-1.1)		3	8	10	27
		Dealing Sched I, II, or III Cntrl'd Sub (35-48-4-2)		-	-	-	1
		Kidnapping (35-42-3-2)		-	-	-	1
		Robbery (35-42-5-1)		-	4	-	8
Voluntary Manslaughter (35-42-1-3)		1	2	1	6		
Level 2 Felony Total			7	29	15	84	

Felony Level	Primary Offense	Secondary Offense	Mar-17		This Calendar Year			
			SEX		SEX			
			F	M	F	M		
Level 3 Felony	Accident/Failure to Stop-Serious Inj/Death (9-26-1-1.1)	Aggravated Battery (35-42-2-1.5)	1	1	2	2		
		Aiding, Inducing or Causing an Offense (35-41-2-4)	1	-	1	-		
		Attempt to Commit a Felony (35-41-5-1)	1	-	1	2		
		Battery (35-42-2-1)	-	-	-	3		
		Burglary (35-43-2-1)	-	1	-	2		
		Child Molesting (35-42-4-3)	-	4	-	10		
		Conspiracy (35-41-5-2)	Robbery (35-42-5-1)	-	-	2	2	
		Criminal Confinement (35-42-3-3)		-	5	-	14	
		Dealing Cocaine or Narcotic Drug (35-48-4-1)		2	3	2	10	
		Dealing Methamphetamine (35-48-4-1.1)		1	4	2	11	
		Dealing Sched I, II, or III Cntrl'd Sub (35-48-4-2)		3	-	4	2	
		Dealing Sched IV Cntrl'd Sub (35-48-4-3)		-	-	-	1	
		Human Sexual Trafficking (35-42-3.5-1)		-	-	1	-	
		Neglect of a Dependent/Death (35-46-1-4)		-	1	2	1	
		Possession of Cocaine or Narcotic Drug (35-48-4-6)		-	-	1	4	
		Possession of Methamphetamine (35-48-4-6.1)		-	4	2	6	
		Rape (35-42-4-1)		-	6	-	11	
		Resisting Law Enforcement (35-44.1-3-1)		-	1	-	2	
		Robbery (35-42-5-1)		1	24	5	65	
		Level 3 Felony Total			9	60	25	166

Felony Level	Primary Offense	Secondary Offense	Mar-17		This Calendar Year	
			SEX		SEX	
			F	M	F	M
Level 4 Felony	Aiding, Inducing or Causing an Offense (35-41-2-4)	Dealing Methamphetamine (35-48-4-1.1)	-	-	2	-
	Arson (35-43-1-1)		3	1	3	3
	Attempt to Commit a Felony (35-41-5-1)	BURGLARY (35-43-2-1)	-	2	1	3
		Dealing Methamphetamine (35-48-4-1.1)	1	-	1	-
	BURGLARY (35-43-2-1)		2	27	13	67
	Child Molesting (35-42-4-3)		-	14	-	34
	Conspiracy (35-41-5-2)	BURGLARY (35-43-2-1)	-	1	-	1
		Dealing Cocaine or Narcotic Drug (35-48-4-1)	-	-	1	2
	Dealing Cocaine or Narcotic Drug (35-48-4-1)		-	7	4	27
	Dealing Methamphetamine (35-48-4-1.1)		2	12	10	30
	Dealing Sched I, II, or III Cntrld Sub (35-48-4-2)		2	2	3	4
	Dealing Sched IV Controlled Substance (35-48-4-3)		-	-	-	1
	Felon in Possession of a Firearm (35-47-4-5)		-	23	1	56
	Operating Vehicle Intoxicated/Death (9-30-5-5)		1	-	1	-
	POSSESSION OF DANGEROUS DEVICE (35-44.1-3-7)		-	1	-	1
	Possession of Cocaine or Narcotic Drug (35-48-4-6)		-	1	3	2
	Possession of Methamphetamine (35-48-4-6.1)		-	1	1	7
	Promoting Prostitution, under 18 (35-45-4-4)		-	-	-	1
	Sexual Misconduct with a Minor (35-42-4-9)		-	4	2	11
	Vicarious Sexual Gratification (35-42-4-5)		-	-	-	1
Level 4 Felony Total			11	96	46	251

Felony Level	Primary Offense	Secondary Offense	Mar-17		This Calendar Year	
			SEX		SEX	
			F	M	F	M
Level 5 Felony	ASSISTING A CRIMINAL (35-44.1-2-5)		-	-	-	1
	Accident/Failure to Stop-Serious Inj/Death (9-26-1-8)		-	1	-	2
	Aiding, Inducing or Causing an Offense (35-41-2-4)	BURGLARY (35-43-2-1)	-	-	-	1
		DEALING IN METHAMPHETAMINE (35-48-4-1)	1	1	1	1
		Dealing Cocaine or Narcotic Drug (35-48-4-1)	-	1	-	1
		ESCAPE (35-44.1-3-4)	-	-	1	-
		Robbery (35-42-5-1)	1	1	1	1
		TRAFFICKING WITH AN INMATE (35-44.1-3-4)	-	-	-	1
	Attempt to Commit a Felony (35-41-5-1)	BURGLARY (35-43-2-1)	-	-	-	3
		DEALING IN METHAMPHETAMINE (35-48-4-1)	-	-	1	-
		ESCAPE (35-44.1-3-4)	-	1	-	1
		Robbery (35-42-5-1)	-	1	1	1
	BATTERY (35-42-2-1)		5	36	14	90
	BURGLARY (35-43-2-1)		1	29	4	92
	Bribery (35-44.1-1-2)		-	1	-	1
	CRIMINAL CONFINEMENT (35-42-3-3)		-	2	-	12
	Child Exploitation (35-42-4-4)		-	-	-	4
	Child Solicitation (35-42-4-6)		1	2	1	5
	Conspiracy (35-41-5-2)	BURGLARY (35-43-2-1)	-	-	-	1
		Dealing Marijuana, Hash Oil, or Hashish (35-48-4-1)	-	-	-	1
		Fraud on Financial Institution (35-43-5-8)	-	-	-	1
		Robbery (35-42-5-1)	-	1	-	1
		TRAFFICKING WITH AN INMATE (35-44.1-3-4)	-	-	-	1
	Controlled Substance Registration (35-48-4-14)		-	-	-	1
	Corrupt Business Influence (35-45-6-2)		1	2	3	5
	Criminal Recklessness (35-42-2-2)		-	1	1	6
	DEALING IN METHAMPHETAMINE (35-48-4-1.1)		5	18	10	57
	Dangerous Control of a Handgun (35-47-10-6)		-	-	-	1
	Dealing Cocaine or Narcotic Drug (35-48-4-1)		3	10	9	37
	Dealing Marijuana, Hash Oil, or Hashish (35-48-4-10)		-	1	-	1
	Dealing Methamphetamine (35-48-4-1.1)		2	10	6	25
	Dealing Sched I, II, or III Cntrld Sub (35-48-4-2)		1	1	2	3
	Dealing Sched IV Cntrld Sub (35-48-4-3)		-	-	1	1
	Dealing/Poss. Look-Alike Subs (35-48-4-4.6)		1	-	3	3
	Disarm/Attempt to Disarm an Officer (35-44.1-3-2)		-	-	-	1
	Domestic Battery (35-42-2-1.3)		2	5	3	10
	Driving Suspended/Death (9-24-19-4)		-	-	-	1
	ESCAPE (35-44.1-3-4)		-	3	1	9

Felony Level	Primary Offense	Secondary Offense	Mar-17		This Calendar Year	
			SEX		SEX	
			F	M	F	M
Level 5 Felony	Failure to Register as a Sex Offender (11-8-8-17)		-	8	-	21
Cont.	Firearm w/in One Mile of School (35-47-2-1)		-	28	2	75
	Fraud on Financial Institution (35-43-5-8)		1	2	3	7
	Home Improvement Fraud (35-43-6-12)		-	1	-	2
	Insurance Fraud (35-43-5-4.5)		-	1	-	1
	Intimidation (35-45-2-1)		-	4	1	11
	Kidnapping (35-42-3-2)		-	1	-	2
	Neglect of a Dependent/Death (35-46-1-4)		5	1	6	2
	Non-Support of Dependent Child (35-46-1-5)		1	-	1	3
	OP VEH AFT LIFE SUSP (9-30-10-17)		-	29	-	65
		Habitual Offender Controlled Substance (35-50-2-	-	-	-	1
	Obliterating Handgun I.D. (35-47-2-18)		-	-	-	1
	Operating Vehicle Intoxicated-Contrlld Sub (9-30-5-1)		-	-	-	2
	Operating Vehicle Intoxicated/Death (9-30-5-5)		-	-	-	1
	Operating Vehicle Intoxicated/Injury (9-30-5-4)		1	-	1	-
	POSSESSION OF SYRINGES OR NEEDLES 16-42-19-18		1	3	4	5
	Possession OF Dangerous Device (35-44.1-3-7)		-	1	1	4
	Possession of Cocaine or Narcotic Drug 35-48-4-6		2	5	5	15
	Promoting Prostitution (35-45-4-4)		-	-	-	2
	Reckless Homicide (35-42-1-5)		-	1	-	5
	Robbery (35-42-5-1)		1	13	1	32
	Sexual Misconduct with a Minor (35-42-4-9)		1	4	1	10
	Stalking (35-45-10-5)		-	-	-	3
	TRAFFICKING WITH AN INMATE (35-44.1-3-5)		2	1	3	1
	Theft, Receiving Stolen Property (35-43-4-2)		1	1	1	2
Level 5 Felony Total			40	232	93	656

Felony Level	Primary Offense	Secondary Offense	Mar-17		This Calendar Year	
			SEX		SEX	
			F	M	F	M
Level 6 Felony	Aiding, Inducing or Causing an Offense (35-41-2-4)	Maintaining Common Nuisance (35-48-4-13)	-	-	1	-
	Attempt to Commit a Felony (35-41-5-1)	FORGERY,COUNTERFEITING,APPLICATION	-	1	-	1
	Auto Theft, Receiving Stolen Parts (35-43-4-2.5)		-	3	-	12
	BATTERY 35-42-2-1		1	1	1	9
	CRIMINAL CONFINEMENT (35-42-3-3)		-	3	-	6
	CRIMINAL RECKLESSNES (35-42-2-2)		-	2	-	6
	Criminal Confinement (35-42-3-3)		-	2	-	3
	Dealing Marijuana, Hash Oil, or Hashish (35-48-4-10)		-	1	-	1
	Dealing/Poss. Look-Alike Subs (35-48-4-11.5)		-	1	-	1
	ESCAPE 35-44.1-3-4		1	3	3	4
	FAIL TO REGR SEX OFF (11-8-8-17)		-	-	-	2
	FAILURE TO APPEAR (35-44.1-2-9)		-	-	-	1
	FORGERY,COUNTERFEITING,APPLICATION FRAUD (35-43-5-2)		1	2	1	2
	Failure to Return to Acc Result Serious Inj (9-26-1-1(2))		-	-	-	1
	INTIMIDATION (35-45-2-1)		-	2	-	6
	INVASION OF PRIVACY (35-46-1-15.1)		-	-	-	2
	Identity Deception (35-43-5-3.5)		-	1	-	2
	Insurance Fraud (35-43-5-4.5)		-	2	-	4
	Maintaining Common Nuisance (35-48-4-13)		-	3	2	6
	Neglect of a Dependent/Death (35-46-1-4)		1	-	3	-
	OPER VEHICLE - INTOX - PREV CONVICTION (9-30-5-3)		-	-	-	4
	Obstruction of Justice (35-44.1-2-2)		1	3	2	3
	Operating Vehicle Intoxicated-Contrlld Sub (9-30-5-1)		1	-	2	1
	Operating Vehicle Intoxicated-Endanger (9-30-5-2)		1	6	2	9
	Operating Vehicle-Habitual Violation (9-30-10-16)		-	-	-	2
	PERJURY (35-44.1-2-1)		-	1	-	1
	POSSESS PRECURSORS (35-48-4-14.5)		-	-	-	1
	POSSESSION OF SYRINGES OR NEEDLES (16-42-19-18)		-	2	1	6
	PROSTITUTION (35-45-4-2)		-	-	1	-
	Possession of Cocaine or Narcotic Drug (35-48-4-6)		1	2	3	9
	Possession of Methamphetamine (35-48-4-6.1)		1	6	4	14
	RESIDENTIAL ENTRY (35-43-2-1.5)		-	-	-	4
	RESISTING LAW ENFORC (35-44.1-3-1)		-	5	-	9
	Sexual Battery (35-42-4-8)		-	1	-	1
	Stalking (35-45-10-5)		-	-	-	1
	Strangulation (35-42-2-9)		-	1	-	6
	Theft, Receiving Stolen Property (35-43-4-2)		4	8	9	31
Level 6 Felony Total			13	62	35	171

Felony Level	Primary Offense	Secondary Offense	Mar-17		This Calendar Year	
			SEX		SEX	
			F	M	F	M
Habitual Off	Habitual Offender Controlled Substance (35-50-2-10)		-	-	-	1
Habitual Off Total			-	-	-	1
Felony Level	Primary Offense	Secondary Offense	Mar-17		This Calendar Year	
			SEX		SEX	
			F	M	F	M
Murder (35-42-1-1)	Murder (35-42-1-1)		2	6	3	20
Murder Total			2	6	3	20
Grand Total			42614		42614	
			F	M	F	M
			131	730	353	1999

Note: Offense data may not be available for all offenders at the time this table was prepared.

Only new commitments and probation violations are reported on this table.

Parole and Community Transition Program violators are excluded on this table.

Source: SAS - all.citations_mso.pgm

(16-7)

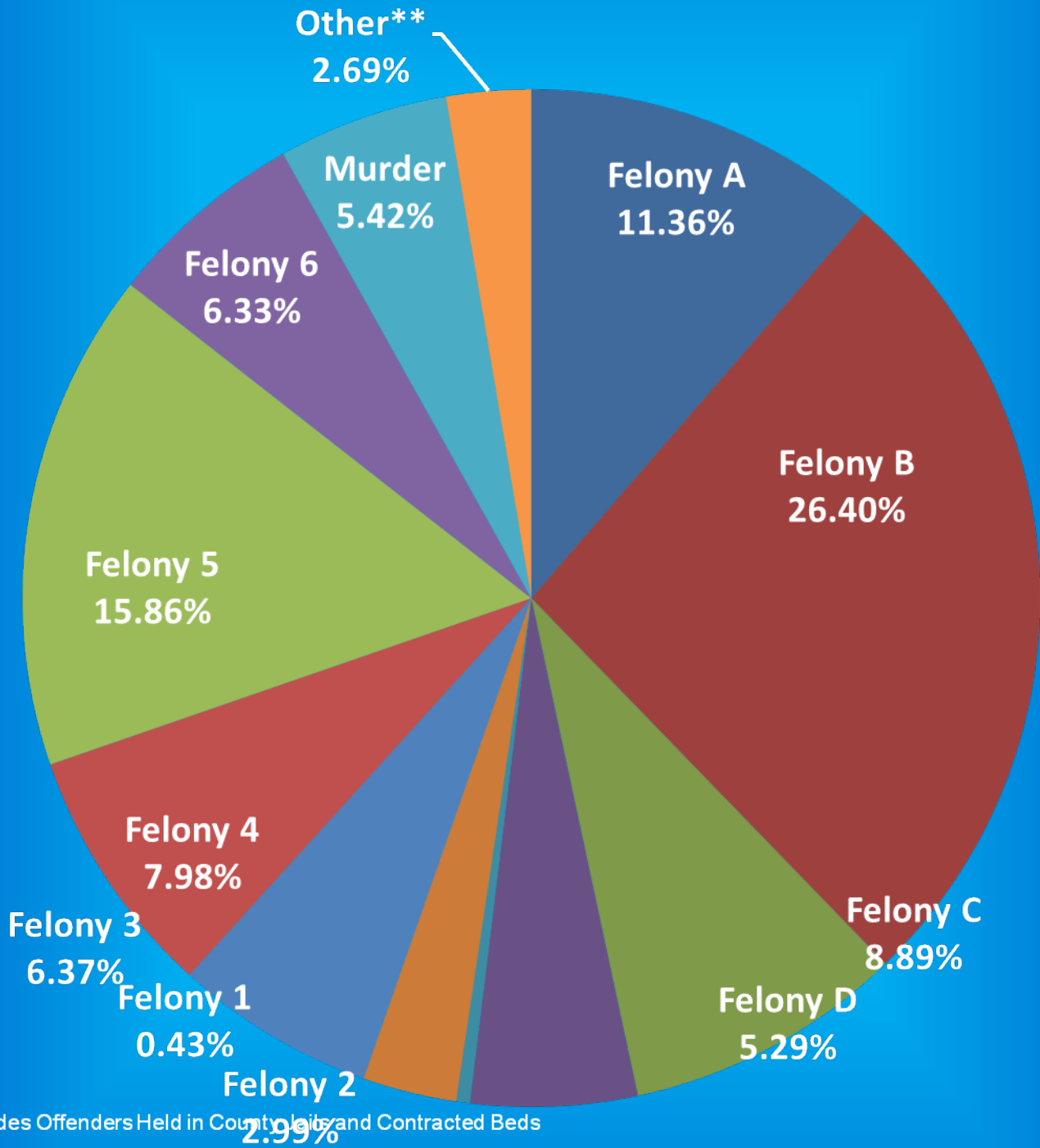
Indiana Department of Correction

Graph A

Female Population by Most Serious Offense Felony Level*

April 03, 2017

N = 2,253



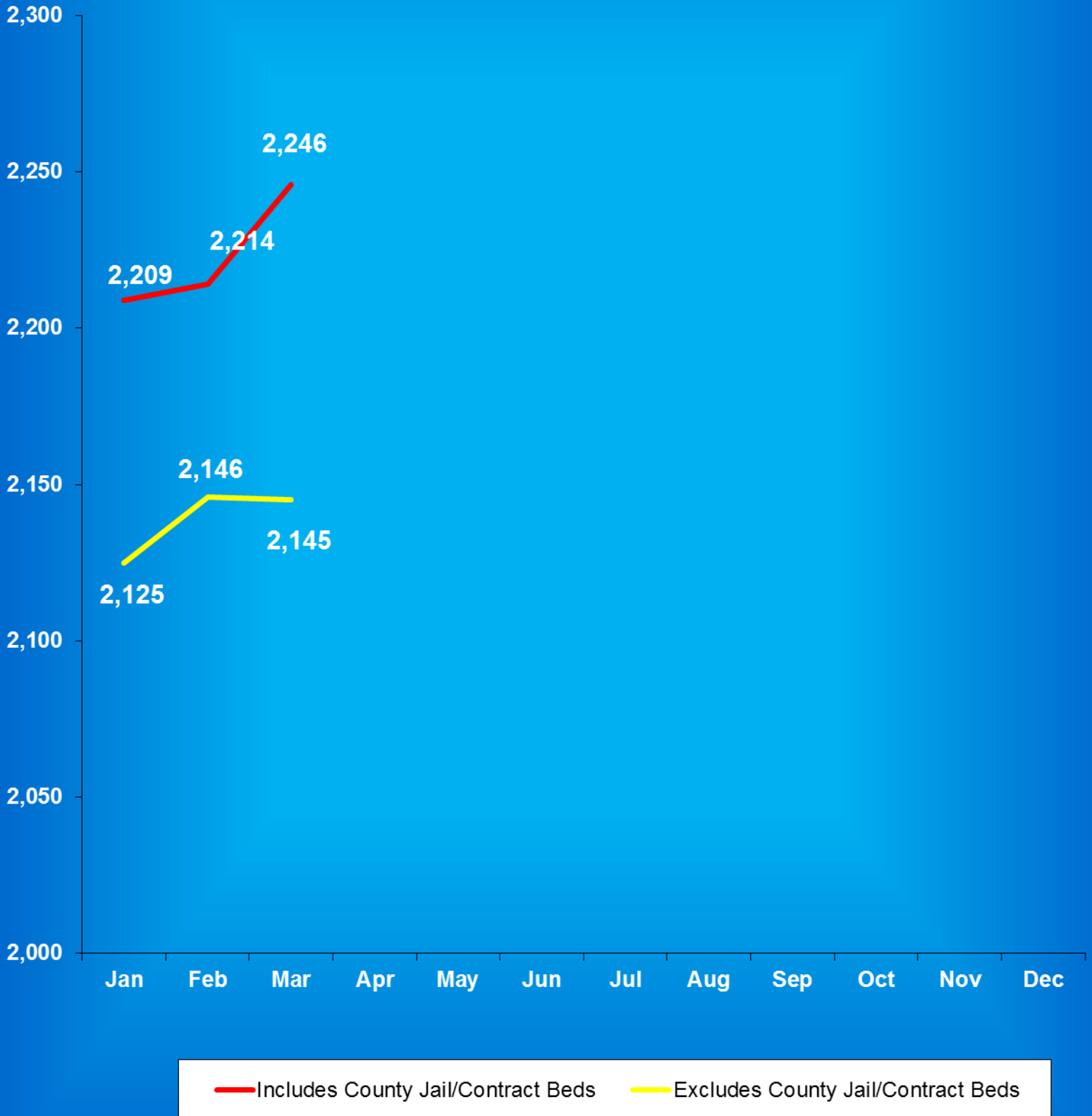
* Includes Offenders Held in County Jails and Contracted Beds

** Other includes Safekeepers, Predispositions, Habitual Offenders, Misdemeanants, and Unknowns

Indiana Department of Correction

Graph B

Average Daily Adult Female Offender Populations
Calendar Year 2017

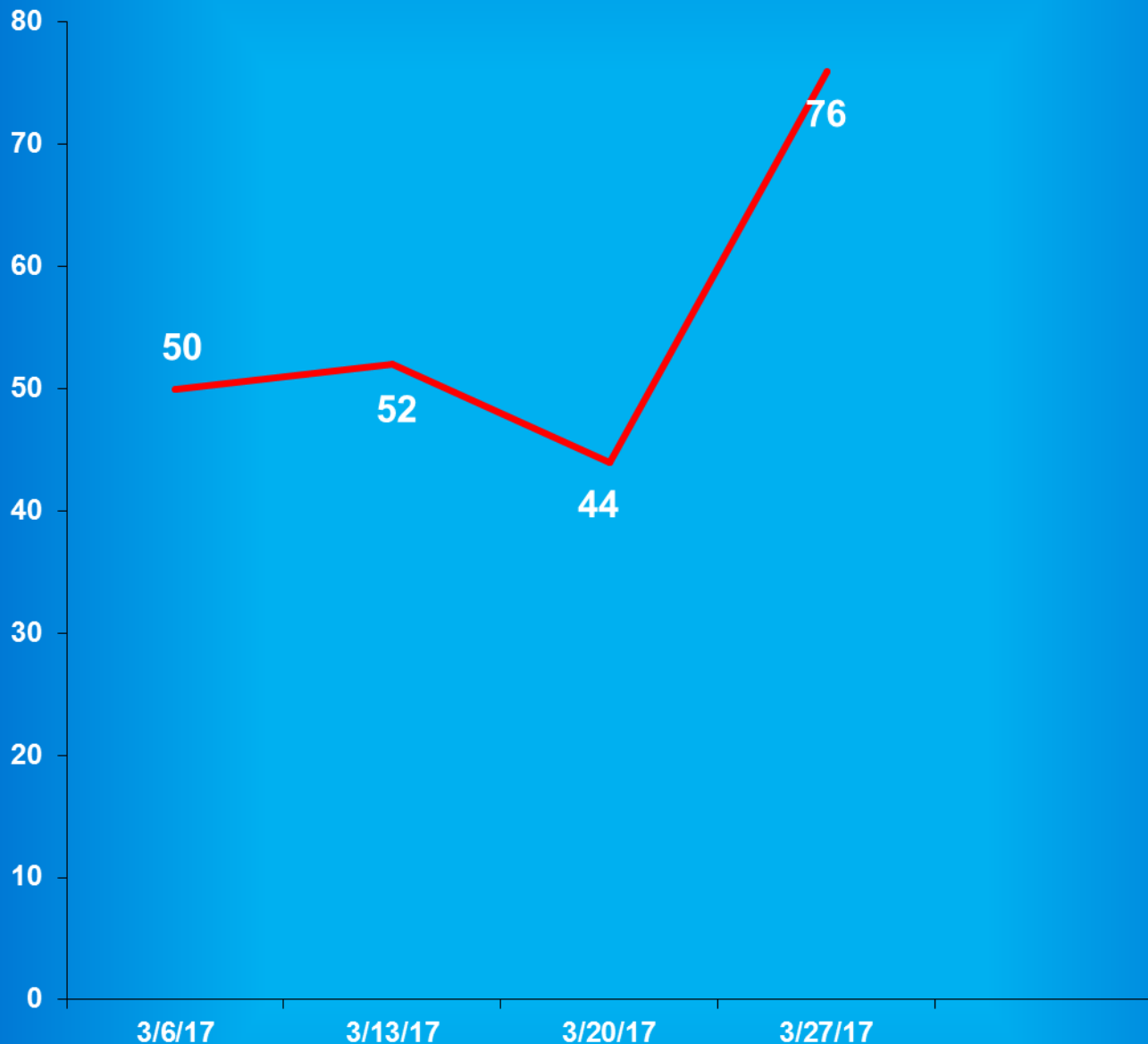


Indiana Department of Correction

Graph C

Adult Females Held in County Jails

March 2017



- Offenders held in county jails are newly sentenced offenders with completed court documents who are awaiting transfer to a DOC facility.

- Jail counts are a dynamic number that are affected by a variety of factors, including; sentencing trends, available DOC beds, and intake process completion.

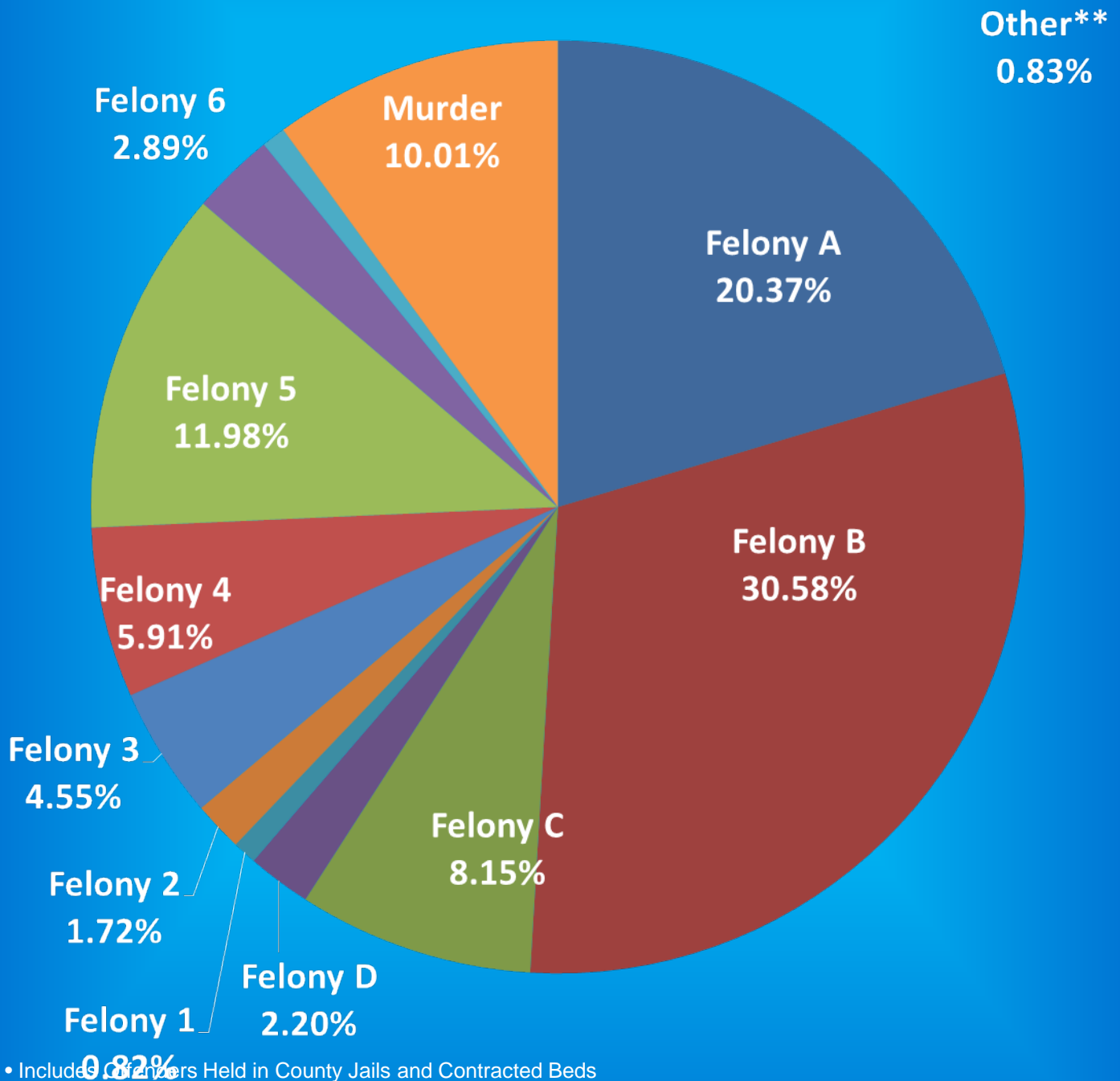
Indiana Department of Correction

Graph D

Male Population by Most Serious Offense Felony Level*

April 04, 2017

N = 23,469



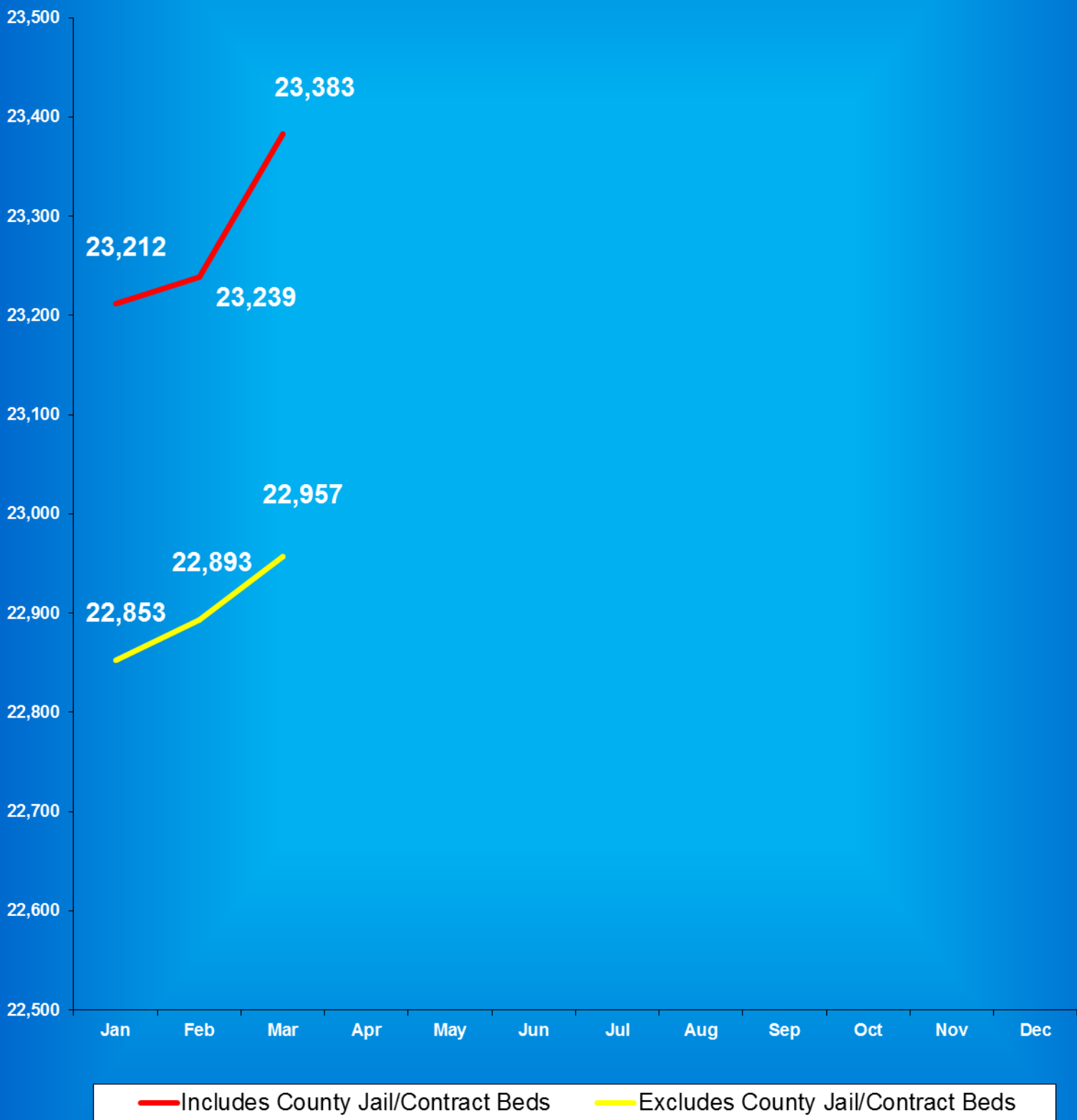
* Includes Offenders Held in County Jails and Contracted Beds

** Other includes Safekeepers, Predispositions, Habitual Offenders, Misdemeanants, and Unknowns

Indiana Department of Correction

Graph E

Average Daily Adult Male Offender Populations Calendar Year 2017

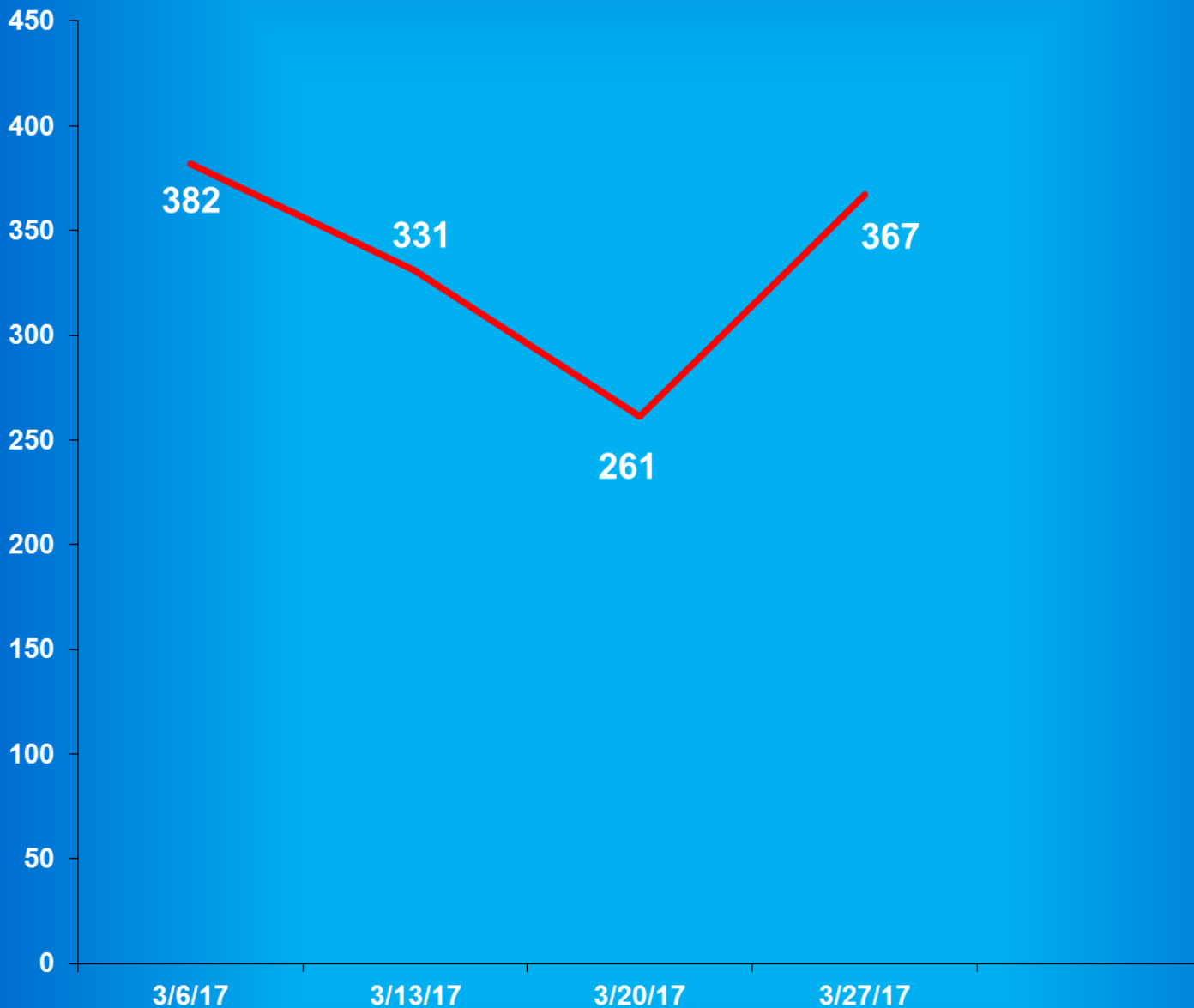


Indiana Department of Correction

Graph F

Adult Males Held in County Jails

March 2017



- Offenders held in county jails are newly sentenced offenders with completed court documents who are awaiting transfer to a DOC facility.

- Jail counts are a dynamic number that are affected by a variety of factors, including; sentencing trends, available DOC beds, and intake process completion.



Juvenile Offender Statistics



Indiana Department Of Correction
Table 13
Monthly Facility Admissions and Releases

Juvenile Offenders
March 2017

Admissions of All Juvenile Males

New Commitment	Re-Commitment	Parolee Return	Return From Escape	Diagnostics/Walk-Thrus
36	13	1	0	9

Releases of All Juvenile Males

Discharge	Parole	Escape	Diagnostics/Walk-Thrus
33	5	0	7

Admissions of All Juvenile Females

New Commitment	Re-Commitment	Parolee Return	Return From Escape	Diagnostics/Walk-Thrus
6	3	0	0	1

Releases of All Juvenile Females

Discharge	Parole	Escape	Diagnostics/Walk-Thrus
6	2	0	2

Sources:
 SAS - mnthadm4_pgm_tbl13.pgm
 SAS - mnthext4_pgm_tbl13.pgm

Indiana Department of Correction

Table 14

New Admissions by County of Commitment - Juveniles

March 2017

County	Admission Type			County	Admission Type		
	New Commits	Re Commits	Total		New Commits	Re Commits	Total
Adams	0	0	0	Madison	0	0	0
Allen	1	2	3	Marion	7	2	9
Bartholomew	0	0	0	Marshall	0	0	0
Benton	0	1	1	Martin	0	0	0
Blackford	0	0	0	Miami	0	0	0
Boone	0	0	0	Monroe	0	0	0
Brown	0	0	0	Montgomery	1	0	1
Carroll	0	0	0	Morgan	0	0	0
Cass	1	0	1	Newton	0	0	0
Clark	0	1	1	Noble	2	0	2
Clay	0	0	0	Ohio	0	0	0
Clinton	0	0	0	Orange	1	0	1
Crawford	0	0	0	Owen	0	0	0
Daviess	0	0	0	Parke	0	0	0
Dearborn	1	0	1	Perry	0	0	0
Decatur	0	0	0	Pike	0	0	0
DeKalb	0	0	0	Porter	0	1	1
Delaware	2	1	3	Posey	0	0	0
Dubois	1	1	2	Pulaski	0	0	0
Elkhart	0	0	0	Putnam	0	0	0
Fayette	0	0	0	Randolph	0	0	0
Floyd	0	0	0	Ripley	0	1	1
Fountain	0	0	0	Rush	0	1	1
Franklin	0	0	0	St. Joseph	1	0	1
Fulton	0	0	0	Scott	0	0	0
Gibson	0	0	0	Shelby	2	0	2
Grant	0	0	0	Spencer	0	0	0
Greene	1	0	1	Starke	0	0	0
Hamilton	0	0	0	Steuben	0	0	0
Hancock	0	0	0	Sullivan	0	0	0
Harrison	0	0	0	Switzerland	0	0	0
Hendricks	1	0	1	Tippecanoe	1	0	1
Henry	0	0	0	Tipton	0	0	0
Howard	2	0	2	Union	0	0	0
Huntington	1	0	1	Vanderburgh	3	2	5
Jackson	0	0	0	Vermillion	0	0	0
Jasper	0	0	0	Vigo	1	1	2
Jay	0	0	0	Wabash	0	0	0
Jefferson	0	0	0	Warren	0	0	0
Jennings	0	0	0	Warrick	0	0	0
Johnson	1	0	1	Washington	1	0	1
Knox	0	0	0	Wayne	2	0	2
Kosciusko	3	1	4	Wells	0	0	0
LaGrange	0	0	0	White	0	0	0
Lake	3	0	3	Whitley	1	0	1
LaPorte	1	0	1	Unknown	0	0	0
Lawrence	0	1	1	Totals	42	16	58

This data is based on most serious offense and excludes parole violations.

Source: Mnthadm4_pgm_tbl14.pgm

Indiana Department of Correction

Table 15

Monthly Releases by County of Commitment - Juveniles

March 2017

County	Release Type			County	Release Type		
	Discharge	Parole	Total		Discharge	Parole	Total
Adams	0	0	0	Madison	0	0	0
Allen	1	1	2	Marion	11	0	11
Bartholomew	0	0	0	Marshall	0	1	1
Benton	0	0	0	Martin	0	0	0
Blackford	0	0	0	Miami	0	0	0
Boone	0	0	0	Monroe	0	0	0
Brown	0	0	0	Montgomery	0	0	0
Carroll	0	0	0	Morgan	0	0	0
Cass	0	0	0	Newton	0	0	0
Clark	0	0	0	Noble	1	0	1
Clay	0	0	0	Ohio	0	0	0
Clinton	0	0	0	Orange	0	0	0
Crawford	0	0	0	Owen	0	0	0
Daviess	0	0	0	Parke	0	0	0
Dearborn	1	0	1	Perry	0	0	0
Decatur	1	0	1	Pike	0	0	0
DeKalb	0	0	0	Porter	0	0	0
Delaware	0	0	0	Posey	0	0	0
Dubois	0	0	0	Pulaski	0	0	0
Elkhart	0	1	1	Putnam	0	0	0
Fayette	0	0	0	Randolph	0	0	0
Floyd	0	0	0	Ripley	1	0	1
Fountain	0	0	0	Rush	0	0	0
Franklin	0	0	0	St. Joseph	4	0	4
Fulton	0	0	0	Scott	0	0	0
Gibson	0	0	0	Shelby	2	0	2
Grant	0	0	0	Spencer	0	0	0
Greene	0	0	0	Starke	0	0	0
Hamilton	0	0	0	Steuben	1	0	1
Hancock	1	0	1	Sullivan	0	0	0
Harrison	0	0	0	Switzerland	0	0	0
Hendricks	0	1	1	Tippecanoe	0	0	0
Henry	1	0	1	Tipton	0	1	1
Howard	1	0	1	Union	0	0	0
Huntington	1	0	1	Vanderburgh	0	2	2
Jackson	0	0	0	Vermillion	0	0	0
Jasper	1	0	1	Vigo	0	0	0
Jay	0	0	0	Wabash	0	0	0
Jefferson	0	0	0	Warren	0	0	0
Jennings	0	0	0	Warrick	1	0	1
Johnson	1	0	1	Washington	1	0	1
Knox	0	0	0	Wayne	1	0	1
Kosciusko	2	0	2	Wells	1	0	1
LaGrange	0	0	0	White	0	0	0
Lake	2	0	2	Whitley	0	0	0
LaPorte	1	0	1	Unknown	0	0	0
Lawrence	1	0	1	Totals	39	7	46

Some discharges may be releases to County Probation - data is unable to be separated.

Diagnostics and Escapes are excluded.

Source: Mnthext4_pgm_tbl15.pgm

Indiana Department of Correction
Table 16
Total Number of Committing Offenses for Juveniles
Committed to the Indiana Department of Correction

March 2017

OFFENSE (Citation Code)	THE NUMBER OF OFFENSES			
	This Month		This Calendar Year	
	Female	Male	Female	Male
LEVEL I				
Aggravated Battery (35-42-2-1.5)	0	0	0	1
Arson (35-43-1-1)	0	0	0	0
Battery (35-42-2-1)	3	2	4	7
Battery by Bodily Waste (35-42-2-6)	0	2	0	2
Burglary (35-43-2-1)	0	1	0	14
Carjacking (35-42-5-2)	0	0	0	0
Carrying Handgun w/o License (35-47-2-1)	0	1	0	3
Changing, Altering, Removing, Obliterating ID of Handgun (35-47-2-18)	0	0	0	0
Child Exploitation (35-42-4-4)	0	0	0	0
Child in Possession of Handgun (35-47-10-5)	1	0	1	4
Child Molesting (35-42-4-3)	0	1	0	4
Child Seduction (35-42-4-7)	0	0	0	0
Child Selling (35-46-1-4)	0	0	0	0
Child Solicitation (35-42-4-6)	0	0	0	0
Consumer Product Tampering (35-45-8-3)	0	0	0	0
Criminal Confinement (35-42-3-3)	1	1	2	2
Criminal Gang Intimidation (35-45-9-4)	0	0	0	0
Criminal Gang Recruitment	0	0	0	0
Criminal Deviate Conduct (35-42-4-2)	0	0	0	0
Criminal Recklessness (35-42-2-2)	0	2	0	3
Danger Possession Firearm	0	3	0	5
Dealing in a Sawed-Off Shotgun (35-47-5-4.1)	0	0	0	0
Distribution of a Destructive Device (IC 35-47.5-5-5)	0	0	0	0
Domestic Battery (35-42-2-1.3)	0	0	0	0
Driving While Intoxicated Resulting in Death (9-30-5-5)	1	0	1	0
False, Altering Handgun License (35-47-2-22)	0	0	0	1
False Application for Handgun (35-47-2-8)	0	0	0	0
Feticide (35-42-1-6)	0	0	0	0
Handgun, False ID (35-47-2-17)	0	0	0	0
Incest (35-46-1-3)	0	0	0	0
Interference with Custody (35-42-3-4)	0	0	0	0
Intimidation (35-45-2-1)	0	0	0	0
Involuntary Manslaughter (35-42-1-4)	0	0	0	0
Kidnapping (35-42-3-2)	0	0	0	0
Murder (35-42-1-1)	0	0	0	0
Neglect of a Dependent (35-46-1-4)	0	0	0	0
Operation of a Machine Gun/Hurling a Bomb (35-47-5-9)	0	0	0	0
Overpass Mischief (35-42-2-5)	0	0	0	0
Pointing a Firearm (35-47-4-3)	0	2	0	3
Possession of Firearm on School Property (35-47-9-2)	0	0	0	1
Possession of a Machine Gun or Bomb (35-47-5-9)	0	0	0	0
Rape (35-42-4-1)	0	0	0	1
Reckless Homicide (35-42-1-5)	0	0	0	0
Resisting Law Enforcement (35-44-3-3)	0	0	0	0
Robbery (35-42-5-1)	0	11	0	20

LEVEL I (Cont.)

	THE NUMBER OF OFFENSES			
	This Month		This Calendar Year	
	Female	Male	Female	Male
Sell, Manufacture, Possess, Purchase Explosive (35-47-5-1)	0	0	0	0
Sell, Transfer, HIV Blood (35-42-1-7)	0	0	0	0
Selling, Transferring, Giving Handgun to Under 18 (35-47-2-7)	0	0	0	0
Sexual Battery (35-42-4-8)	1	1	1	4
Sexual Misconduct (35-44-1-5)	0	0	0	0
Sexual Misconduct with a Minor (35-42-4-9)	0	0	0	0
Stalking (35-45-10-5)	0	0	0	0
Strangulation (35-42-2-9)	0	0	0	1
Unlawful Delivery of Confiscated Firearm (35-47-3-4)	0	0	0	0
Unlawful Use of Body Armor (35-47-5-13)	0	0	0	0
Unlawful Use of Stun Gun (35-47-8-5)	0	0	0	0
Vicarious Sexual Gratification (35-42-4-5)	0	0	0	0
Voluntary Manslaughter (35-42-1-3)	0	1	0	1
Sub-Total	7	28	9	77

LEVEL II

Assisting a Criminal (35-44-3-2)	0	0	0	0
Chinese Throwing Star (35-47-5-12)	0	0	0	0
Criminal Gang Activity (35-45-9-3)	0	0	0	0
Criminal Recklessness (35-42-2-2)	0	0	0	0
Dealing Anabolic Steroid (16-42-19-27)	0	0	0	0
Dealing in a Schedule I, II, or III Controlled Substance (35-48-4-2)	0	0	0	0
Dealing in a Schedule IV Controlled Substance (35-48-4-3)	0	0	0	1
Dealing in a Schedule V Controlled Substance (35-48-4-4)	0	0	0	0
Dealing in a Substance Represented to be a Controlled Substance (35-48-4-4.5)	0	0	0	0
Dealing in Cocaine or Narcotic Drug (35-48-4-1)	0	0	0	1
Dealing in Marijuana, Hash Oil, or Hashish (35-48-4-10)	0	0	0	1
Dealing Methamphetamine (35-48-4-1.1)	0	0	0	0
Delivery of Weapon to Intoxicated Person (35-47-4-1)	0	0	0	0
Escape/Failure to Return to Lawful Detention (35-44-3-5)	0	2	1	5
Interference with Custody (35-42-3-4)	0	0	0	0
Intimidation (35-45-2-1)	0	2	0	7
Knife with Automatic Blade (35-47-5-2)	0	0	0	0
Loan Sharking (35-45-7-2)	0	0	0	0
Maintaining a Common Nuisance (35-48-4-13)	0	0	0	1
Manufacture, Distribution, Possession of a Substance Represented to be a Controlled Substance (35-48-4-4.6)	0	0	0	0
Neglect of a Dependent (35-46-1-4)	0	0	0	0
Possession of a Controlled Substance (35-48-4-7)	0	0	0	0
Possession of a Knife on School Property (35-47-5-2.5)	0	0	0	0
Poss precursors w/intent to manufacture etc. (35-48-4-14.5)	0	0	0	0
Promoting Prostitution (35-45-4-4)	0	0	0	0
Purchase, Possession or Sale of Stun Gun (35-47-8-5)	0	0	0	0
Resisting Law Enforcement (35-44-3-3)	0	3	0	6
Rioting with a Deadly Weapon (35-45-1-2)	0	0	0	0
Sale, Possession, Use of Legend Drug (16-42-19-27)	0	0	0	0
Sexual Misconduct with a Minor (35-42-4-9)	0	0	0	0
Stalking (35-45-10-5)	0	0	0	0
Trafficking with an Inmate (35-44-3-9)	0	0	0	1
Use of Stun Gun in Commission of a Crime (35-47-8-5)	0	0	0	0
Sub-Total	0	7	1	23

THE NUMBER OF OFFENSES

LEVEL III	This Month		This Calendar Year	
	Female	Male	Female	Male
Accident/Failure to Stop (9-26-1-8)	0	0	0	0
Accident, Property Damage with Injury (9-26-1-8)	0	0	0	0
Altering or Damaging Computer (35-43-1-4)	0	0	0	0
Auto Theft, Receiving Stolen Parts (35-43-4-2.5)	0	4	2	13
Battery (35-42-2-1)	1	15	5	29
Battery by Bodily Waste (35-42-2-6)	0	1	0	1
Bestiality	0	0	0	0
Bribery (35-44-1-1)	0	0	0	0
Burglary (35-43-2-1)	0	0	0	0
Check Deception (35-43-5-5)	0	0	0	0
Check Fraud (35-43-5-12)	0	0	0	0
Child Exploitation (35-42-4-4)	0	0	0	0
Controlled Substance Registration (35-48-4-14)	0	0	0	0
Conversion (35-43-4-3)	0	2	0	5
Criminal Mischief (35-43-1-2)	1	6	1	20
Criminal Recklessness (35-42-2-2)	1	0	1	1
Criminal Trespass (35-43-2-2)	0	0	0	3
Dealing in Altered Property (35-43-4-2.3)	0	0	0	0
Dealing in Marijuana, Hash Oil, or Hashish (35-48-4-10)	0	0	0	0
Dealing in Paraphernalia (35-48-4-8.5)	0	0	0	0
Dealing in a Schedule IV Controlled Substance (35-48-4-3)	0	0	0	0
Distribution of Material Harmful to Minor (35-49-3-3)	0	0	0	0
Escape/Failure to Return to Lawful Detention (35-44-3-5)	0	3	1	10
Failure to Appear (35-44-3-6)	0	0	0	0
False Reporting (35-44-2-2)	0	0	0	0
Forgery (35-43-5-2)	0	0	0	0
Fraud (35-43-5-4)	0	0	0	0
Fraud on Financial Institution (35-45-5-8)	0	0	0	0
Home Improvement Fraud (35-43-6-13)	0	0	0	0
Identity Deception (35-43-5-3.5)	0	0	0	0
Interference with Custody (35-42-3-4)	0	0	0	0
Interference with Reporting Crime (35-42-2-5)	0	0	0	0
Invasion of Privacy (35-46-1-15.1)	0	0	0	0
Kill Domestic Animal	0	0	0	0
Manufacture of Paraphernalia (35-48-4-8.1)	0	0	0	0
Nonsupport of Child (35-46-1-5)	0	0	0	0
Nonsupport of Spouse (35-46-1-6)	0	0	0	0
Obscene Performance (35-49-3-1)	0	0	0	0
Obstructing Fireman (35-44-3-8)	0	0	0	0
Obstructing Traffic (35-42-2-4)	0	0	0	0
Obstruction of Justice (35-44-3-4)	0	1	0	2
Operating Vehicle After Lifetime Forfeiture (9-30-10-17)	0	0	0	0
Operating Vehicle While Intoxicated (9-30-5-4)	0	0	0	0
Operating Vehicle While Intoxicated with Prior (9-30-5-3)	0	0	0	0

LEVEL III (Cont.)

THE NUMBER OF OFFENSES

	This Month		This Calendar Year	
	Female	Male	Female	Male
Patronizing a Prostitute (35-45-4-3)	0	0	0	0
Perjury (35-44-2-1)	0	0	0	0
Possession of Cocaine or Narcotic Drug (35-48-4-6)	0	1	0	1
Possession of a Controlled Substance (35-48-4-7)	0	0	0	0
Possession/Use of Legend Drug (16-42-19-13)	0	0	0	0
Possession of Marijuana, Hash Oil, or Hashish (35-48-4-11)	0	0	0	0
Possession of Methamphetamines (35-48-4-6.1)	0	0	0	0
Possession of Paraphernalia (35-48-4-8.3)	0	0	0	0
Possession of a Syringe (16-42-19-18)	0	0	0	0
Professional Gambling (35-45-5-3)	0	0	0	0
Profiting from Adoption (35-46-1-9)	0	0	0	0
Promoting Professional Gambling (35-45-5-4)	0	0	0	0
Promoting Prostitution (35-45-4-4)	0	0	0	0
Prostitution (35-45-4-2)	0	0	0	0
Public Indecency (35-45-4-1)	0	0	0	0
Public Nudity (35-45-4-1.5)	0	0	0	0
Railroad Mischief (35-42-2-5.5)	0	0	0	0
Receiving Stolen Auto Parts (35-43-4-2.5)	0	3	1	4
Receiving Stolen Property (35-43-4-2)	0	2	0	2
Residential Entry (35-43-2-1.5)	0	1	0	1
Resisting Law Enforcement (35-44-3-3)	1	4	2	12
Rioting (35-45-1-2)	0	0	0	0
Sale, Possession, Use of Legend Drug (16-42-19-27)	0	0	0	0
Selling, Distributing, Exhibiting Obscene Material (35-49-3-1)	0	0	0	0
Stalking (35-45-10-5)	0	0	0	0
Theft (35-43-4-2)	3	10	4	34
Torture or Mutilation of Animal (35-46-3-12)	0	0	0	0
Trafficking with an Inmate (35-44-3-9)	0	0	0	0
Unauthorized Possession of Prescription Form (35-48-4-14)	0	0	0	0
Unauth Entry/Vehicle (35-43-4-2.7)	0	0	0	0
Voyeurism (35-45-4-5)	0	0	0	0
Welfare Fraud (35-43-5-7)	0	0	0	0
Sub-Total	7	53	17	138

LEVEL IV

Absence From Home Detention (35-38-2.5-10)	0	0	0	0
Accident/Failure to Stop (9-26-1-8)	0	1	0	3
Animal Cruelty (35-46-3-12)	0	0	0	0
Assisting a Criminal (35-44-3-2)	1	0	1	0
BEATS VERTEBR ANIMAL (35-46-3-12)	0	0	0	1
Check Deception (35-43-5-5)	0	0	0	0
Common Nuisance (35-48-4-13)	0	0	0	0
Computer Trespassing (35-43-2-3)	0	0	0	0
Counterfeiting a Driver's License (9-24-18-7)	0	0	0	0
Counterfeiting Auto Registration (9-18-2-42)	0	0	0	0
Curfew Violation (31-37-2-5)	0	0	0	1
Deception (35-43-5-3)	0	0	0	0
Deer w/ Illegal Device (14-22-6-1)	0	0	0	0
Deer Outside Hours (14-22-6-1)	0	0	0	0
Disorderly Conduct (35-45-1-3)	0	2	1	11
Dissemination of Material Harmful to Minor (35-49-3-3)	0	0	0	0
Driving While Intoxicated (9-11-2-3)	0	0	0	1
Driving with Suspended License (9-24-19-2)	0	0	0	0
Exploitation of Dependent/Endangered Adult (35-46-1-12)	0	0	0	0
Failure to Appear (35-44-3-6)	0	0	0	0
Failure to Disclose Recruitment (35-46-4-4)	0	0	0	0
Failure to Respond to Summons (35-44-3-6.5)	0	0	0	0
False Auto Registration (9-18-2-44)	0	0	0	0
False Informing (35-44-2-2)	0	2	1	4
Flag Desecration (35-45-1-4)	0	0	0	0

LEVEL IV (Cont.)

THE NUMBER OF OFFENSES

	This Month		This Calendar Year	
	Female	Male	Female	Male
Glue Sniffing (35-46-6-2)	0	0	0	0
Habitual Disobedience of Parent, Guardian, or Custodian (Incorrigible) (31-37-2-4)	0	1	0	3
Harassment (35-45-2-2)	0	0	0	0
Home Improvement Fraud (35-43-6-12)	0	0	0	0
Illegal Consumption of Alcohol (7.1-5-7-7)	1	0	1	1
Illegal Possession of Alcohol (7.1-5-7-7)	0	0	0	2
Impairment of ID Number (35-43-7-4)	0	0	0	0
Interference with Custody (35-42-3-4)	0	0	0	0
Interfering with Law Enforcement Animal (35-46-3-11)	0	0	0	0
Invasion of Privacy (35-46-1-15.1)	0	0	0	0
Leaving Home w/o Permission of Parent, Guardian or Custodian (Runaway) (31-37-2-2)	2	4	4	8
Maintaining a Common Nuisance (35-48-4-13)	0	0	0	1
Nitrous Oxide Distribution (35-46-6-3)	0	0	0	0
Obscene Performance (35-49-3-1)	0	0	0	0
Obstructing Medical Emergency (35-44-3-8.5)	0	0	0	0
Obstructing Traffic (35-42-2-4)	0	0	0	0
Official Misconduct (35-44.1-1-1)	0	0	0	0
Operating Vehicle While Intoxicated (9-30-5-2)	0	0	0	0
Operating Vehicle While Intoxicated/Cntrl'd Sub (9-30-5-1)	0	0	0	0
Operating Vehicle w/o License (9-24-18-1)	0	1	0	5
Operating Vehicle w/o Proof of Financial (9-25-8-2)	0	0	0	0
Operating Vehicle w/o Registration/Plates (9-18-2-43)	0	0	0	0
Possession of Marijuana, Hash Oil, or Hashish (35-48-4-11)	0	2	0	8
Possession of Paraphernalia (35-48-4-8.3)	0	2	0	3
Possession of Substance Represented to be a Controlled Substance (35-48-4-4.6)	0	0	0	0
Possession, Purchase, Accepting Tobacco (35-46-1-10.5)	0	0	0	0
Probation Violation	3	34	5	74
Public Intoxication (7.1-5-1-3)	0	0	0	0
Receiving Unidentified Property (35-43-7-5)	0	0	0	0
Reckless Driving (9-21-8-52)	0	1	0	1
Refusal to Aid Officer (35-44-3-7)	0	0	0	0
Refusal to Identify Self (34-28-5-3.5)	0	0	0	0
Selling, Distributing, Exhibiting Obscene Material (35-49-3-1)	0	0	0	0
Synthetic Drug	0	0	0	1
Taking Deer/Turkey (14-22-6-1)	0	0	0	0
Tattooing a Minor (35-42-2-7)	0	0	0	0
Torture, Kill, Mutilate an Animal (35-46-3-12)	0	0	0	0
Unauthorized Possession of Prescription (35-48-4-14)	0	0	0	0
Unlawful Entry of Motor Vehicle (35-43-4-2.7)	0	2	0	5
Unlawful Gambling (35-45-5-2)	0	0	0	0
Unlawful Use of Railroad Right of Way (8-3-15-3)	0	0	0	0
Vending Machine Vandalism (35-43-4-7)	0	0	0	0
Violation of Compulsory School Attendance Law (Truancy) (31-37-2-3)	0	0	0	1
Violation Home Detention	0	0	0	0
Violation Suspended Commitment to DOC	0	0	0	2
Voyeurism (35-45-4-5)	0	1	0	1
Welfare Fraud (35-45-5-7)	0	0	0	0
Sub-Total	7	53	13	137
GRAND TOTAL NUMBER OF OFFENSES	21	141	40	375

Source: SAS - mnthadm4_by_offense.pgm

Indiana Department of Correction
Table 17
Number of Juvenile Offenders by Most Serious Offense
Committed to the Indiana Department of Correction

March 2017

MOST SERIOUS OFFENSE (Citation Code)	THE NUMBER OF JUVENILES			
	This Month		This Calendar Year	
LEVEL I	Female	Male	Female	Male
Aggravated Battery (35-42-2-1.5)	0	0	0	1
Arson (35-43-1-1)	0	0	0	0
Battery (35-42-2-1)	2	2	2	5
Battery by Bodily Waste (35-42-2-6)	0	1	0	1
Burglary (35-43-2-1)	0	1	0	12
Carjacking (35-42-5-2)	0	0	0	0
Carrying Handgun w/o License (35-47-2-1)	0	0	0	1
Changing, Altering, Removing, Obliterating ID of Handgun (35-47-2-18)	0	0	0	0
Child Exploitation (35-42-4-4)	0	0	0	0
Child in Possession of Handgun (35-47-10-5)	1	0	1	3
Child Molesting (35-42-4-3)	0	1	0	4
Child Seduction (35-42-4-7)	0	0	0	0
Child Selling (35-46-1-4)	0	0	0	0
Child Solicitation (35-42-4-6)	0	0	0	0
Consumer Product Tampering (35-45-8-3)	0	0	0	0
Criminal Confinement (35-42-3-3)	1	0	2	1
Criminal Gang Intimidation (35-45-9-4)	0	0	0	0
Criminal Gang Recruitment	0	0	0	0
Criminal Deviate Conduct (35-42-4-2)	0	0	0	0
Criminal Recklessness (35-42-2-2)	0	2	0	2
Danger Possession Firearm	0	3	0	4
Dealing in a Sawed-Off Shotgun (35-47-5-4.1)	0	0	0	0
Distribution of a Destructive Device (IC 35-47.5-5-5)	0	0	0	0
Domestic Battery (35-42-2-1.3)	0	0	0	0
Driving While Intoxicated Resulting in Death (9-30-5-5)	1	0	1	0
False, Altering Handgun License (35-47-2-22)	0	0	0	1
False Application for Handgun (35-47-2-8)	0	0	0	0
Feticide (35-42-1-6)	0	0	0	0
Handgun, False Information (35-47-2-17)	0	0	0	0
Incest (35-46-1-3)	0	0	0	0
Interference with Custody (35-42-3-4)	0	0	0	0
Intimidation (35-45-2-1)	0	0	0	0
Involuntary Manslaughter (35-42-1-4)	0	0	0	0
Kidnapping (35-42-3-2)	0	0	0	0
Murder (35-42-1-1)	0	0	0	0
Neglect of a Dependent (35-46-1-4)	0	0	0	0
Operation of a Machine Gun/Hurling a Bomb (35-47-5-9)	0	0	0	0
Overpass Mischief (35-42-2-5)	0	0	0	0
Pointing a Firearm (35-47-4-3)	0	0	0	0
Possession of Firearm on School Property (35-47-9-2)	0	0	0	0
Possession of a Machine Gun or Bomb (35-47-5-9)	0	0	0	0
Rape (35-42-4-1)	0	0	0	1
Reckless Homicide (35-42-1-5)	0	0	0	0
Resisting Law Enforcement (35-44-3-3)	0	0	0	0
Robbery (35-42-5-1)	0	7	0	16

LEVEL I (Cont.)**THE NUMBER OF JUVENILES**

	This Month		This Calendar Year	
	Female	Male	Female	Male
Sell, Manufacture, Possess, Purchase Explosive (35-47-5-1)	0	0	0	0
Sell, Transfer, HIV Blood (35-42-1-7)	0	0	0	0
Selling, Transferring, Giving Handgun to Under 18 (35-47-2-7)	0	0	0	0
Sexual Battery (35-42-4-8)	0	0	0	3
Sexual Misconduct (35-44-1-5)	0	0	0	0
Sexual Misconduct with a Minor (35-42-4-9)	0	0	0	0
Stalking (35-45-10-5)	0	0	0	0
Strangulation (35-42-2-9)	0	0	0	0
Unlawful Delivery of Confiscated Firearm (35-47-3-4)	0	0	0	0
Unlawful Use of Body Armor (35-47-5-13)	0	0	0	0
Unlawful Use of Stun Gun (35-47-8-5)	0	0	0	0
Vicarious Sexual Gratification (35-42-4-5)	0	0	0	0
Voluntary Manslaughter (35-42-1-3)	0	1	0	1
Sub-Total	5	18	6	56

LEVEL II

Assisting a Criminal (35-44-3-2)	0	0	0	0
Chinese Throwing Star (35-47-5-12)	0	0	0	0
Criminal Gang Activity (35-45-9-3)	0	0	0	0
Criminal Recklessness (35-42-2-2)	0	0	0	0
Dealing Anabolic Steroid (16-42-19-27)	0	0	0	0
Dealing in a Schedule I, II, or III Controlled Substance (35-48-4-2)	0	0	0	0
Dealing in a Schedule IV Controlled Substance (35-48-4-3)	0	0	0	0
Dealing in a Schedule V Controlled Substance (35-48-4-4)	0	0	0	0
Dealing in a Substance Represented to be a Controlled Substance (35-48-4-4.5)	0	0	0	0
Dealing in Cocaine or Narcotic Drug (35-48-4-1)	0	0	0	1
Dealing in Marijuana, Hash Oil, or Hashish (35-48-4-10)	0	0	0	0
Dealing Methamphetamine (35-48-4-1.1)	0	0	0	0
Delivery of Weapon to Intoxicated Person (35-47-4-1)	0	0	0	0
Escape/Failure to Return to Lawful Detention (35-44-3-5)	0	1	1	4
Interference with Custody (35-42-3-4)	0	0	0	0
Intimidation (35-45-2-1)	0	1	0	4
Knife with Automatic Blade (35-47-5-2)	0	0	0	0
Loan Sharking (35-45-7-2)	0	0	0	0
Maintaining a Common Nuisance (35-48-4-13)	0	0	0	1
Manufacture, Distribution, Possession of a Substance Represented to be a Controlled Substance (35-48-4-4.6)	0	0	0	0
Neglect of a Dependent (35-46-1-4)	0	0	0	0
Possession of a Controlled Substance (35-48-4-7)	0	0	0	0
Possession of a Knife on School Property (35-47-5-2.5)	0	0	0	0
Poss precursors w/intent to manufacture etc. (35-48-4-14.5)	0	0	0	0
Promoting Prostitution (35-45-4-4)	0	0	0	0
Purchase, Possession or Sale of Stun Gun (35-47-8-5)	0	0	0	0
Resisting Law Enforcement (35-44-3-3)	0	2	0	4
Rioting with a Deadly Weapon (35-45-1-2)	0	0	0	0
Sale, Possession, Use of Legend Drug (16-42-19-27)	0	0	0	0
Sexual Misconduct with a Minor (35-42-4-9)	0	0	0	0
Stalking (35-45-10-5)	0	0	0	0
Trafficking with an Inmate (35-44-3-9)	0	0	0	1
Use of Stun Gun in Commission of a Crime (35-47-8-5)	0	0	0	0
Sub-Total	0	4	1	15

THE NUMBER OF JUVENILES

LEVEL III	This Month		This Calendar Year	
	Female	Male	Female	Male
Accident/Failure to Stop (9-26-1-8)	0	0	0	0
Accident, Property Damage with Injury (9-26-1-8)	0	0	0	0
Altering or Damaging Computer (35-43-1-4)	0	0	0	0
Auto Theft, Receiving Stolen Parts (35-43-4-2.5)	0	3	1	8
Battery (35-42-2-1)	1	8	5	15
Bestiality	0	0	0	0
Bribery (35-44-1-1)	0	0	0	0
Burglary (35-43-2-1)	0	0	0	0
Check Deception (35-43-5-5)	0	0	0	0
Check Fraud (35-43-5-12)	0	0	0	0
Child Exploitation (35-42-4-4)	0	0	0	0
Controlled Substance Registration (35-48-4-14)	0	0	0	0
Conversion (35-43-4-3)	0	0	0	3
Criminal Mischief (35-43-1-2)	1	2	1	3
Criminal Recklessness (35-42-2-2)	0	0	0	0
Criminal Trespass (35-43-2-2)	0	0	0	0
Dealing in Altered Property (35-43-4-2.3)	0	0	0	0
Dealing in Marijuana, Hash Oil, or Hashish (35-48-4-10)	0	0	0	0
Dealing in Paraphernalia (35-48-4-8.5)	0	0	0	0
Distribution of Material Harmful to Minor (35-49-3-3)	0	0	0	0
Escape/Failure to Return to Lawful Detention (35-44-3-5)	0	2	1	3
Failure to Appear (35-44-3-6)	0	0	0	0
False Reporting (35-44-2-2)	0	0	0	0
Forgery (35-43-5-2)	0	0	0	0
Fraud (35-43-5-4)	0	0	0	0
Fraud on Financial Institution (35-45-5-8)	0	0	0	0
Home Improvement Fraud (35-43-6-13)	0	0	0	0
Identity Deception (35-43-5-3.5)	0	0	0	0
Interference with Custody (35-42-3-4)	0	0	0	0
Interference with Reporting Crime (35-45-2-5)	0	0	0	0
Invasion of Privacy (35-46-1-15.1)	0	0	0	0
Kill Domestic Animal	0	0	0	0
Manufacture of Paraphernalia (35-48-4-8.1)	0	0	0	0
Nonsupport of Child (35-46-1-5)	0	0	0	0
Nonsupport of Spouse (35-46-1-6)	0	0	0	0
Obscene Performance (35-49-3-1)	0	0	0	0
Obstructing Fireman (35-44-3-8)	0	0	0	0
Obstructing Traffic (35-42-2-4)	0	0	0	0
Obstruction of Justice (35-44-3-4)	0	0	0	0
Operating Vehicle After Lifetime Forfeiture (9-30-10-17)	0	0	0	0
Operating Vehicle While Intoxicated (9-30-5-4)	0	0	0	0
Operating Vehicle While Intoxicated with Prior (9-30-5-3)	0	0	0	0

LEVEL III (Cont.)**THE NUMBER OF JUVENILES**

	This Month		This Calendar Year	
	Female	Male	Female	Male
Patronizing a Prostitute (35-45-4-3)	0	0	0	0
Perjury (35-44-2-1)	0	0	0	0
Possession of Cocaine or Narcotic Drug (35-48-4-6)	0	0	0	0
Possession of a Controlled Substance (35-48-4-7)	0	0	0	0
Possession of Marijuana, Hash Oil, or Hashish (35-48-4-11)	0	0	0	0
Possession of Methamphetamine (35-48-4-6.1)	0	0	0	0
Possession of Paraphernalia (35-48-4-8.3)	0	0	0	0
Possession/Use of Legend Drug (16-42-19-13)	0	0	0	0
Possession of a Syringe (16-42-19-18)	0	0	0	0
Professional Gambling (35-45-5-3)	0	0	0	0
Profiting from Adoption (35-46-1-9)	0	0	0	0
Promoting Professional Gambling (35-45-5-4)	0	0	0	0
Promoting Prostitution (35-45-4-4)	0	0	0	0
Prostitution (35-45-4-2)	0	0	0	0
Public Indecency (35-45-4-1)	0	0	0	0
Public Nudity (35-45-4-1.5)	0	0	0	0
Railroad Mischief (35-42-2-5.5)	0	0	0	0
Receiving Stolen Property (35-43-4-2)	0	1	1	1
Residential Entry (35-43-2-1.5)	0	1	0	1
Resisting Law Enforcement (35-44-3-3)	1	2	1	4
Rioting (35-45-1-2)	0	0	0	0
Sale, Possession, Use of Legend Drug (16-42-19-27)	0	0	0	0
Selling, Distributing, Exhibiting Obscene Material (35-49-3-1)	0	0	0	0
Stalking (35-45-10-5)	0	0	0	0
Theft (35-43-4-2)	1	6	1	14
Torture or Mutilation of Animal (35-46-3-12)	0	0	0	0
Trafficking with an Inmate (35-44-3-9)	0	0	0	0
Unauth Entry/Vehicle (35-43-4-2.7)	0	0	0	0
Unauthorized Possession of Prescription Form (35-48-4-14)	0	0	0	0
Voyeurism (35-45-4-5)	0	0	0	0
Welfare Fraud (35-43-5-7)	0	0	0	0
Sub-Total	4	25	11	52

LEVEL IV

Absence From Home Detention (35-38-2.5-10)	0	0	0	0
Accident/Failure to Stop (9-26-1-8)	0	0	0	0
Assisting a Criminal (35-44-3-2)	0	0	0	0
BEATS VERTEBR ANIMAL (35-46-3-12)	0	0	0	1
Check Deception (35-43-5-5)	0	0	0	0
Common Nuisance (35-48-4-13)	0	0	0	0
Computer Trespassing (35-43-2-3)	0	0	0	0
Counterfeiting a Driver's License (9-24-18-7)	0	0	0	0
Counterfeiting Auto Registration (9-18-2-42)	0	0	0	0
Curfew Violation (31-37-2-5)	0	0	0	0
Deception (35-43-5-3)	0	0	0	0
Disorderly Conduct (35-45-1-3)	0	0	1	3
Dissemination of Material Harmful to Minor (35-49-3-3)	0	0	0	0
Driving with Suspended License (9-24-19-2)	0	0	0	0
Exploitation of Dependent/Endangered Adult (35-46-1-12)	0	0	0	0
Failure to Appear (35-44-3-6)	0	0	0	0
Failure to Disclose Recruitment (35-46-4-4)	0	0	0	0
Failure to Respond to Summons (35-44-3-6.5)	0	0	0	0
False Auto Registration (9-18-2-44)	0	0	0	0
False Informing (35-44-2-2)	0	0	0	0
Flag Desecration (35-45-1-4)	0	0	0	0

LEVEL IV (Cont.)

THE NUMBER OF JUVENILES

	This Month		This Calendar Year	
	Female	Male	Female	Male
Glue Sniffing (35-46-6-2)	0	0	0	0
Habitual Disobedience of Parent, Guardian, or Custodian (Incorrigible) (31-37-2-4)	0	0	0	0
Harassment (35-45-2-2)	0	0	0	0
Home Improvement Fraud (35-43-6-12)	0	0	0	0
Illegal Consumption of Alcohol (7.1-5-7-7)	0	0	0	0
Illegal Possession of Alcohol (7.1-5-7-7)	0	0	0	0
Impairment of ID Number (35-43-7-4)	0	0	0	0
Interference with Custody (35-42-3-4)	0	0	0	0
Interfering with Law Enforcement Animal (35-46-3-11)	0	0	0	0
Invasion of Privacy (35-46-1-15.1)	0	0	0	0
Leaving Home w/o Permission of Parent, Guardian or Custodian (Runaway) (31-37-2-2)	0	0	0	0
Nitrous Oxide Distribution (35-46-6-3)	0	0	0	0
Obscene Performance (35-49-3-1)	0	0	0	0
Obstructing Medical Emergency (35-44-3-8.5)	0	0	0	0
Obstructing Traffic (35-42-2-4)	0	0	0	0
Operating Vehicle While Intoxicated (9-30-5-2)	0	0	0	0
Operating Vehicle While Intoxicated/Cntrlld Sub (9-30-5-1)	0	0	0	0
Operating Vehicle w/o License (9-24-18-1)	0	0	0	0
Operating Vehicle w/o Proof of Financial (9-25-8-2)	0	0	0	0
Operating Vehicle w/o Registration/Plates (9-18-2-43)	0	0	0	0
Possession of Marijuana,Hash Oil, or Hashish (35-48-4-11)	0	1	0	2
Possession of Paraphernalia (35-48-4-8.3)	0	0	0	0
Possession of Substance Represented to be a Controlled Substance (35-48-4-4.6)	0	0	0	0
Possession, Purchase, Accepting Tobacco (35-46-1-10.5)	0	0	0	0
Probation Violation	0	0	0	0
Public Intoxication (7.1-5-1-3)	0	0	0	0
Receiving Unidentified Property (35-43-7-5)	0	0	0	0
Reckless Driving (9-21-8-52)	0	0	0	0
Refusal to Aid Officer (35-44-3-7)	0	0	0	0
Refusal to Identify Self (34-28-5-3.5)	0	0	0	0
Selling,Distributing,Exhibiting Obscene Material (35-49-3-1)	0	0	0	0
Synthetic Drug	0	0	0	0
Torture, Kill, Mutilate an Animal (35-46-3-12)	0	0	0	0
Unauthorized Possession of Prescription (35-48-4-14)	0	0	0	0
Unlawful Entry of Motor Vehicle (35-43-4-2.7)	0	0	0	1
Unlawful Gambling (35-45-5-2)	0	0	0	0
Unlawful Use of Railroad Right of Way (8-3-15-3)	0	0	0	0
Vending Machine Vandalism (35-43-4-7)	0	0	0	0
Violation of Compulsory School Attendance Law (Truancy) (31-37-2-3)	0	0	0	0
Violation Home Detention	0	0	0	0
Violation Suspended Commitment to DOC	0	0	0	0
Voyeurism (35-45-4-5)	0	1	0	1
Welfare Fraud (35-45-5-7)	0	0	0	0
NO SENTENCE DATA	0	0	0	0
Sub-Total	0	2	1	8
GRAND TOTAL NUMBER OF JUVENILES	9	49	19	131

Source: SAS - mnthadm4.mso

Indiana Department of Correction
Table 18
Juvenile Female New Commitments

<u>Month</u>	<u>2013</u>	<u>2014</u>	<u>2015</u>	<u>2016</u>	<u>2017</u>
January	18	10	3	6	2
February	13	9	8	10	5
March	11	7	4	11	6
April	13	15	10	9	
May	13	11	12	4	
June	13	8	6	11	
July	20	14	5	4	
August	23	10	10	4	
September	6	5	13	7	
October	10	8	0	5	
November	5	5	11	6	
December	<u>12</u>	<u>13</u>	<u>11</u>	<u>5</u>	
TOTALS	157	115	93	82	13

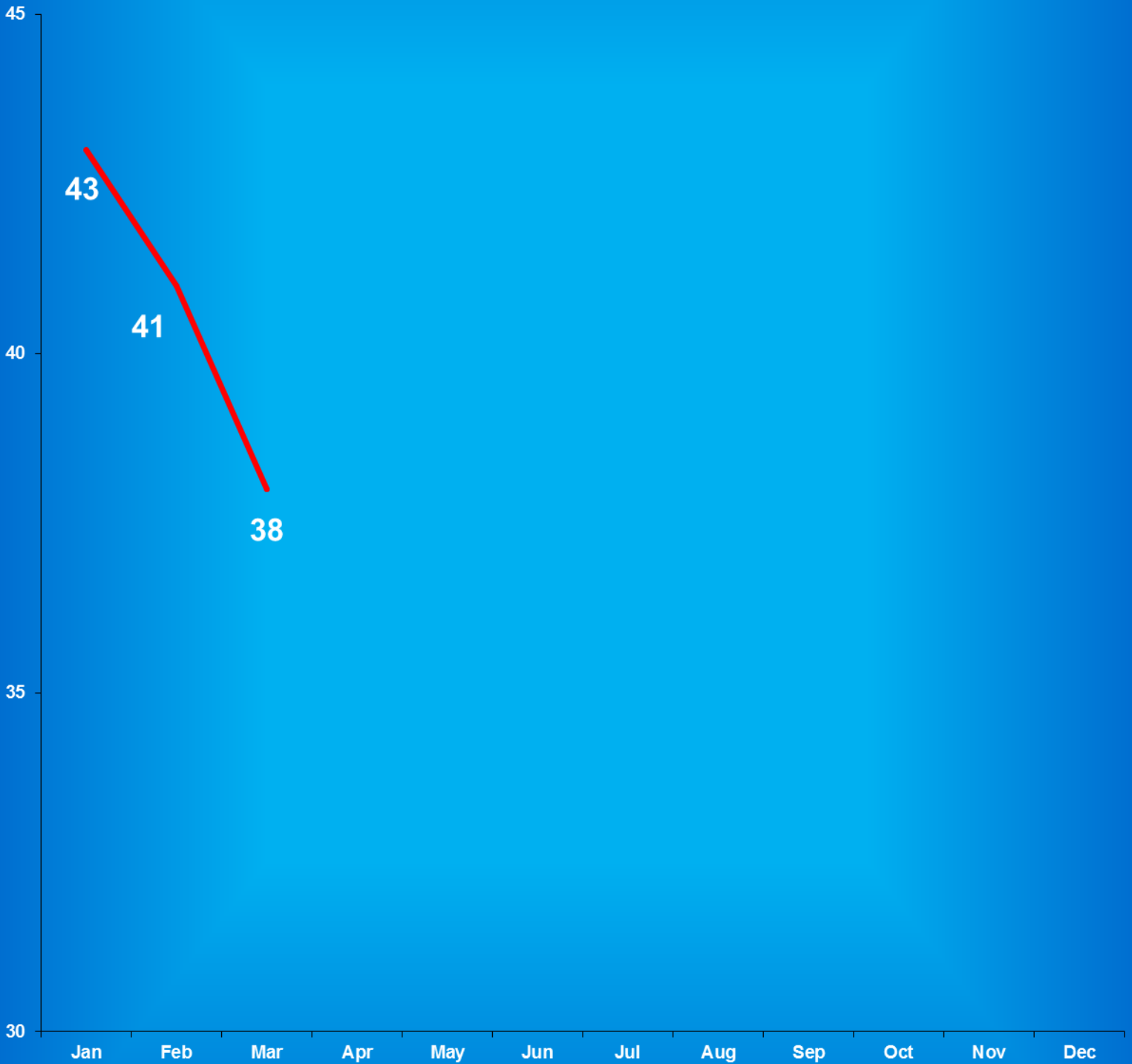
Source:

SAS - mnthadm4.pgm

Indiana Department of Correction

Graph G

Average Daily Juvenile Female Offender Populations
Calendar Year 2017



Indiana Department of Correction
Table 19
Juvenile Male New Commitments

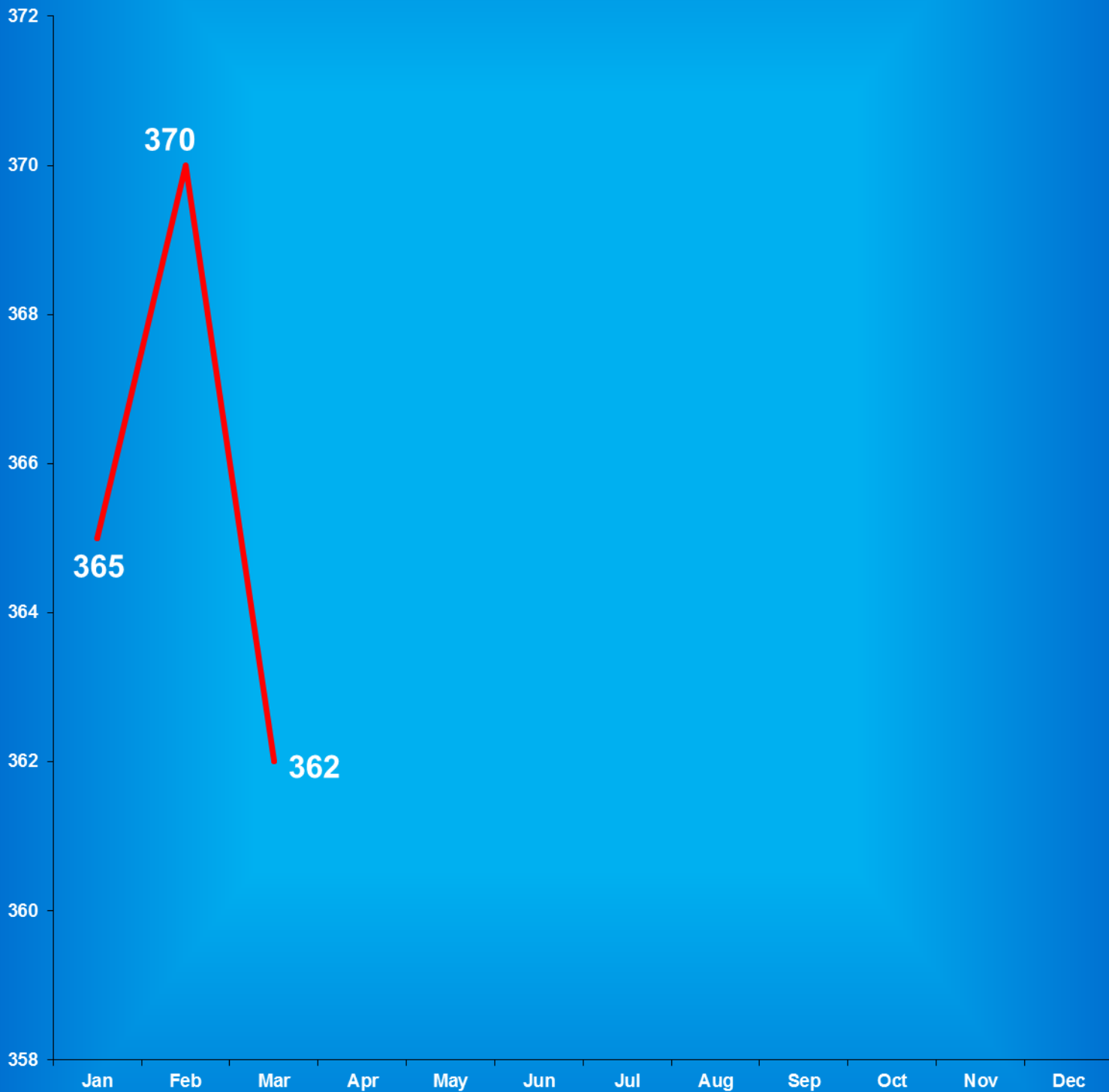
<u>Month</u>	<u>2013</u>	<u>2014</u>	<u>2015</u>	<u>2016</u>	<u>2017</u>
January	76	58	35	39	26
February	45	46	26	40	26
March	82	30	32	69	36
April	47	53	43	33	
May	74	47	37	44	
June	45	55	41	40	
July	68	46	50	29	
August	44	42	31	38	
September	31	43	42	36	
October	74	48	45	24	
November	59	40	41	28	
December	<u>40</u>	<u>40</u>	<u>40</u>	<u>30</u>	
TOTALS	685	548	463	450	88

Source:
SAS - mnthadm4.pgm

Indiana Department of Correction

Graph H

Average Daily Juvenile Male Offender Populations Calendar Year 2017





Juvenile Reintegration Districts



District #8

District #6

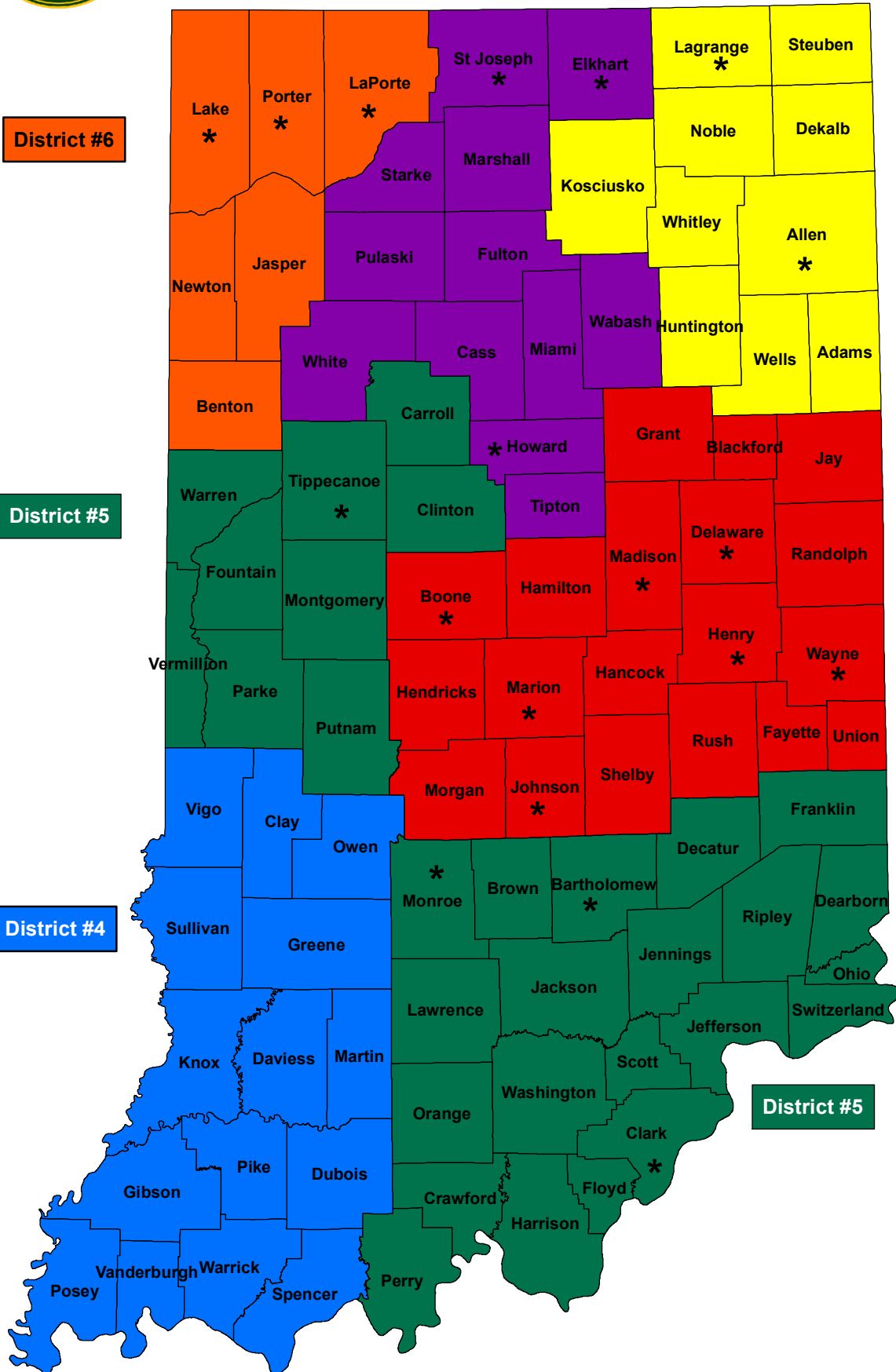
District #2

District #5

District #3

District #4

District #5



*JDAI Site

Indiana Department of Correction
Table 20
Juvenile Parole Caseload on April 04, 2017

<u>Juvenile Reintegration Districts</u>	Indiana Parolees		Other Jurisdiction		<u>Total</u>
	<u>Juvenile Male</u>	<u>Juvenile Female</u>	<u>Juvenile Male</u>	<u>Juvenile Female</u>	
<i>Interstate Compact (RD0)*</i>	0	0	6	0	6
	<u>District Supervision Breakdown as follows:</u>				
Juv Reintegration District 2	7	0	0	0	7
Juv Reintegration District 3	8	1	2	0	11
Juv Reintegration District 4	3	1	0	0	4
Juv Reintegration District 5	1	1	0	0	2
Juv Reintegration District 6	3	1	4	0	8
Juv Reintegration District 8	3	3	0	0	6
Total	25	7	6	0	38

Total Juvenile Parole Population on the First Day of Each Month

<u>Calendar Year 2017</u>	Indiana Parolees		Other Jurisdiction		<u>Total</u>
	<u>Juvenile Male</u>	<u>Juvenile Female</u>	<u>Juvenile Male</u>	<u>Juvenile Female</u>	
January	27	6	5	0	38
February	24	7	5	0	36
March	27	7	4	0	38
April	25	7	6	0	38

** Includes Indiana parolees who are serving their parole in another state, as well as offenders from other States being supervised in Indiana (Interstate Compact)*

Sources: Juvenile Services
Parole Division
SAS - juvpar12.pgm

**Indiana Department of Correction
Indiana Government Center South, Room E334
302 W. Washington Street
Indianapolis, IN 46204**

**Prepared by:
Josh Spear, Research Analyst
(317) 234-4417
jspear2@idoc.IN.gov**

This report and previous reports may be found at:

<http://www.in.gov/idoc/2376.htm>



CHANGING LIVES



The Indiana Department of Correction advances public safety and successful re-entry through dynamic supervision, programming, and partnerships.