


Indiana Department of Correction

Division of Research & Technology



Offender Population Statistical Report

- February 2015 -

Bruce Lemmon, Commissioner

**Indiana Department of Correction
Indiana Government Center South, Room E334
302 W. Washington Street
Indianapolis, IN 46204**

**Prepared by:
Josh Spear, Research Analyst
(317) 234-4417
jspear2@idoc.in.gov**

This report and previous reports may be found at:

<http://www.in.gov/idoc/2376.htm>



Executive Summary

Beginning May, 2014, the IDOC Offender Population Statistical Report includes the addition of **Table 20** which reports juvenile parole within the newly implemented **Reintegration Districts**. Below are details concerning this new initiative:

The Division of Youth Services implemented six (6) new positions in April 2014. The JDAI Liaison/Reintegration Specialist works in a specific region of the state (see attached map). They will maintain a caseload of youth released from IDOC onto community supervision (parole) to assist with the coordination of re-entry services aimed at successful transition back into the community. The JDAI Liaison/Reintegration Specialist is a critical position for the success of the Indiana JDAI Statewide Expansion initiative, specifically related to deep-end system reform. The JDAI Liaison/Reintegration Specialist is responsible for working directly with local juvenile justice agencies, court representatives, and community corrections agents to assist in diverting youth from commitment to the Indiana Department of Correction.

The Juvenile Detention Alternatives Initiative (JDAI) is a nationally recognized juvenile justice continuous improvement program, focused on effective case processing, use of data in decision-making, reducing the placement of youth in detention, increasing alternative to detention programs, improving conditions of confinement, and reduction of youth in out-of-home dispositional placement. Indiana has adopted the JDAI philosophy and has developed a statewide expansion initiative, in partnership with the Indiana Department of Correction, Division of Youth Services, the Indiana Supreme Court, and the Indiana Criminal Justice Institute.

Definitions

For the purpose of this report, the following definitions apply:

Admission – The means by which an offender enters the custody or jurisdiction of the Indiana Department of Correction. For this report, with the exception of the return of an escapee, this does not include a return from a temporary absence.

Average Daily Population – The sum of the daily beginning counts for a month, divided by that month's number of daily beginning counts.

Beginning Count – The number of offenders physically present at the beginning of the day (ie, 0000:01 hours).

Class A Felony – An offense whereby a person convicted of this felony shall be imprisoned for a fixed term of thirty years, with not more than twenty years added for aggravating circumstances, or not more than ten years subtracted for mitigating circumstances.

Class B Felony – An offense whereby a person convicted of this felony shall be imprisoned for a fixed term of ten years, with not more than ten years added for aggravating circumstances, or not more than four years subtracted for mitigating circumstances.

Class C Felony – An offense whereby a person convicted of this felony shall be imprisoned for a fixed term of four years, with not more than four years added for aggravating circumstances, or not more than two years subtracted for mitigating circumstances.

Class D Felony – An offense whereby a person convicted of this felony shall be imprisoned for a fixed term of one and one-half years, with not more than one and one-half years added for aggravating circumstances, or not more than one year subtracted for mitigating circumstances.

County Jail "Back-ups" (Jail Bed Count) – Those offenders who have been committed to the Indiana Department of Correction, but are housed in a county jail until they can be transferred to a Department of Correction intake facility. The county receives \$35.00 per day, per offender, to house these offenders.

Ending Count – The number of offenders physically present at the end of the day (ie, 2400:00 hours).

Felon – A person convicted in any jurisdiction who might have been imprisoned for more than one year.

Level 1 Security Classification – Minimum security level. Facilities which are designated as Level 1 have the least restrictive security measures in place.

Level 2 Security Classification – Medium security level. Facilities which are designated as Level 2 have a moderate degree of security measures in place.

Level 3 Security Classification – Maximum security level. Facilities which are designated as Level 3 have very restrictive security measures in place.

Misdemeanant – A person convicted in any jurisdiction who might have been imprisoned for not more than one year.

Murder - An offense whereby a person convicted of this felony shall be imprisoned for a fixed term of fifty-five years, with not more than ten years added for aggravating circumstances, or not more than ten years subtracted for mitigating circumstances.

Operational Capacity – The total bed capacity of the facility. The capacity of a facility is the number of beds authorized for safe and efficient operation of the facility.

Pre-Dispositional – An individual ordered by the Court to the Indiana Department of Correction for evaluation prior to sentencing.

Recommitment – When an offender returns to IDOC after having served all or some of a sentence unrelated to the current sentence.

Release – The means by which an offender leaves the custody or jurisdiction of the Indiana Department of Correction. For this report, with the exception of an escapee, this does not include a temporary absence.

Safekeeper – An individual whom the Court has determined to be in imminent danger of serious bodily injury or death, or who represents a substantial threat to the safety of others, and whom the Court has ordered to the Indiana Department of Correction for custody and security control.

Secure Confinement Units – Denotes maximum control with the most restrictive security measures in place.

Vacancy – The number of beds available for assignment.

Indiana Department of Correction Population Summary

- There were 25,799 adult male offenders (including 757 county jail “back-ups” and 172 in contracted beds) on March 1, 2015. This population is 3% below operational bed capacity for general population.
- There were 2,719 adult female offenders (including 116 county jail “back-ups” and 108 in contracted beds) on March 1, 2015. This population is 5% below the operational bed capacity.
- There were 380 juvenile male offenders in the Department’s facilities on March 1, 2015. This population is 45% below the operational bed capacity.
- There were 42 juvenile female offenders in the Department’s facilities on March 1, 2015. This population is 73% below the operational bed capacity.
- There were 8,415 adult males on parole in Indiana (7,819 Indiana parolees and 596 other jurisdiction parolees) on March 1, 2015.
- There were 1,036 adult females on parole in Indiana (958 Indiana parolees and 78 other jurisdiction parolees) on March 1, 2015.
- There were 1,317 adults admitted to IDOC (1,099 male and 218 female) and 1,283 adults released from IDOC (1,066 male and 217 female) in February 2015.
- There were 52 juveniles admitted to IDOC (41 male and 11 female) and 66 juveniles released from IDOC (53 male and 13 female) in February 2015.

**Indiana Department of Correction
Human Resource Report**

February 28, 2015

ADULT FACILITIES

| Facility | Total Staff* | Custody Staff | Non-Custody | Vacancies | Hires - Rehires | Retired - Terminated | Inter-Agency | | Contract/Vendor | | |
|----------------------------------------|--------------|---------------|--------------|------------|-----------------|----------------------|--------------|----------|-----------------|------------|------------|
| | | | | | | | In | Out | Aramark | Health | Education |
| Branchville Correctional Facility | 239 | 169 | 70 | 32 | 8 | 6 | 0 | 0 | 10 | 38 | 6 |
| Chain O'Lakes Correctional Facility | 28 | 21 | 7 | 4 | 0 | 1 | 0 | 0 | 4 | 2 | 0 |
| Correctional Industrial Facility | 313 | 250 | 63 | 56 | 3 | 8 | 0 | 0 | 15 | 31 | 6 |
| Edinburgh Correctional Facility | 62 | 48 | 14 | 6 | 2 | 2 | 0 | 0 | 3 | 3 | 2 |
| Henryville Correctional Facility | 36 | 30 | 6 | 5 | 0 | 3 | 0 | 0 | 4 | 2 | 0 |
| Indiana State Prison/Lakeside | 506 | 407 | 99 | 67 | 10 | 9 | 0 | 0 | 24 | 72 | 5 |
| Indiana Women's Prison | 170 | 120 | 50 | 21 | 2 | 4 | 1 | 0 | 6 | 27 | 8 |
| Indianapolis Re-Entry Educational Fac. | 105 | 69 | 36 | 21 | 1 | 4 | 0 | 0 | 3 | 17 | 5 |
| Madison Correctional Facility | 134 | 86 | 48 | 10 | 1 | 1 | 0 | 0 | 7 | 35 | 4 |
| Miami Correctional Facility | 485 | 381 | 104 | 71 | 8 | 5 | 1 | 0 | 33 | 46 | 13 |
| New Castle Correctional Facility** | 511 | 377 | 134 | 38 | 0 | 0 | 0 | 0 | 32 | 81 | 0 |
| Pendleton Correctional Facility | 463 | 348 | 110 | 64 | 8 | 2 | 0 | 0 | 22 | 54 | 4 |
| Plainfield Correctional Facility | 344 | 263 | 81 | 49 | 9 | 18 | 1 | 1 | 19 | 58 | 11 |
| Putnamville Correctional Facility | 487 | 368 | 119 | 38 | 4 | 14 | 1 | 1 | 20 | 50 | 10 |
| Reception-Diagnostic Center | 214 | 164 | 50 | 27 | 0 | 2 | 0 | 0 | 8 | 35 | 0 |
| Rockville Correctional Facility | 229 | 162 | 67 | 36 | 3 | 9 | 1 | 0 | 11 | 39 | 7 |
| South Bend Comm. Re-Entry Center | 32 | 25 | 7 | 7 | 3 | 3 | 0 | 0 | 4 | 2 | 0 |
| Heritage Trail DOC Staff | 19 | 0 | 19 | 0 | 0 | 0 | 0 | 0 | 0 | 0 | 0 |
| Heirage Trail GEO Staff** | 158 | 109 | 49 | 11 | 0 | 0 | 0 | 0 | 7 | 11 | 0 |
| Wabash Valley Correctional Facility | 594 | 478 | 116 | 60 | 9 | 8 | 1 | 0 | 39 | 62 | 9 |
| Westville Correctional Facility | 690 | 532 | 158 | 96 | 16 | 18 | 0 | 0 | 40 | 75 | 11 |
| Total | 5,814 | 4,407 | 1,407 | 719 | 87 | 117 | 6 | 2 | 311 | 740 | 101 |

JUVENILE FACILITIES

| Facility | Total Staff* | Custody Staff | Non-Custody | Vacancies | Hires - Rehires | Retired - Terminated | Inter-Agency | | Contract/Vendor | | |
|---------------------------------|--------------|---------------|--------------|------------|-----------------|----------------------|--------------|----------|-----------------|------------|------------|
| | | | | | | | In | Out | Aramark | Health | Education |
| Camp Summit | 45 | 28 | 17 | 16 | 2 | 2 | 0 | 0 | 5 | 2 | 3 |
| Logansport Intake/North Central | 157 | 102 | 55 | 26 | 2 | 2 | 0 | 0 | 8 | 6 | 0 |
| Madison Juvenile Correctional | 80 | 63 | 17 | 19 | 2 | 2 | 0 | 0 | 0 | 0 | 12 |
| Pendleton Juvenile Correctional | 234 | 160 | 74 | 60 | 5 | 11 | 1 | 0 | 10 | 22 | 4 |
| Total | 516 | 353 | 163 | 121 | 11 | 17 | 1 | 0 | 23 | 30 | 19 |
| Central Office*** | Total | 366 | 162 | 204 | 20 | 0 | 0 | 0 | 0 | 0 | 2 |
| STATE EMPLOYEE TOTAL | 6,032 | 4,436 | 1,591 | 811 | 98 | 134 | 7 | 2 | 0 | 0 | 0 |
| CONTRACT EMPLOYEE TOTAL | 1,895 | 486 | 1,409 | 49 | 0 | 0 | 0 | 0 | 334 | 770 | 122 |
| GRAND TOTAL | 7,927 | 4,922 | 3,000 | 860 | 98 | 134 | 7 | 2 | 334 | 770 | 122 |

* Total Active Staff does not include those on disability, suspension, or leave with pay.

** New Castle Correctional Facility and Heritage Trail are privately contracted institutions. Their hire/rehire and termination/reire data is not provided to DOC.

*** Includes Technology Services Division, PEN Products, Staff Development and Training, and the Parole Division (counted as Custody Staff)

Note: Total staff, custody staff, non-custody staff, and vacancy data are as of the end of the month.

Hires and re-hires, retirements and terminations, intra-agency transfer in and transfer out are the total number of actions for the month.

Source: DOC Human Resource



Offender Statistics



Indiana Department of Correction
Table 1
Offender Population & Vacancy Numbers, by Facility Security Level
March 1, 2015

| |
|----------------|
| LEVEL 1 |
|----------------|

Adult Male

| | February Ending Count | General Population Vacancies | Programs & Treatment Vacancies | Segregation & Infirmary Vacancies | Down Beds | Held Beds |
|----------------------------------------|-----------------------------|------------------------------------|--------------------------------------|-----------------------------------------|--------------|--------------|
| Chain O'Lakes Correctional Facility | 105 | 31 | 0 | 0 | 0 | 0 |
| Edinburgh Correctional Facility | 271 | 49 | 0 | 0 | 0 | 0 |
| Henryville Correctional Facility | 154 | 13 | 0 | 0 | 0 | 1 |
| Miami Correctional Facility | 200 | 3 | 0 | 0 | 0 | 1 |
| New Castle Level One (Contracted Beds) | 201 | 2 | 0 | 0 | 0 | 1 |
| Pendleton Correctional Facility | 198 | 20 | 0 | 0 | 1 | 1 |
| Re-Entry Educational Facility | 402 | 15 | 3 | 0 | 0 | 0 |
| South Bend Community Re-Entry Facility | 161 | 6 | 3 | 0 | 0 | 2 |
| Wabash Valley Correctional Facility | 136 | 60 | 0 | 0 | 0 | 2 |
| Westville Correctional Facility | 374 | 3 | 0 | 0 | 2 | 0 |
| Total | 2,202 | 202 | 6 | 0 | 3 | 8 |

Adult Female

| | | | | | | |
|-------------------------------|------------|-----------|----------|----------|----------|----------|
| Madison Correctional Facility | 597 | 65 | 0 | 0 | 0 | 0 |
| Jefferson Co. Re-Entry | 52 | 5 | 0 | 0 | 0 | 1 |
| Total | 649 | 70 | 0 | 0 | 0 | 1 |

| |
|----------------|
| LEVEL 2 |
|----------------|

Adult Male

| | | | | | | |
|----------------------------------------------------|---------------|------------|-----------|-----------|------------|-----------|
| Branchville Correctional Facility | 1,420 | 61 | 1 | 2 | 0 | 1 |
| Indiana State Prison-Outside Facility | 293 | 86 | 0 | 0 | 3 | 3 |
| New Castle Correctional Facility (Contracted Beds) | 2,396 | 4 | 3 | 17 | 4 | 7 |
| Plainfield Correctional Facility | 1,669 | 12 | 0 | 14 | 0 | 1 |
| Putnamville Correctional Facility | 2,476 | 27 | 1 | 0 | 0 | 0 |
| Short Term Offender Program (Contracted Beds) | 863 | 1 | 0 | 0 | 0 | 4 |
| Westville Correctional Facility | 2,488 | 101 | 68 | 39 | 162 | 28 |
| Total | 11,605 | 292 | 73 | 72 | 169 | 44 |

Adult Female

| | | | | | | |
|---------------------------------|-------|----|---|----|---|---|
| Rockville Correctional Facility | 1,235 | 21 | 2 | 11 | 0 | 0 |
|---------------------------------|-------|----|---|----|---|---|

Table 1 (Cont.)

LEVEL 3**Adult Male**

| | February Ending Count | General Population Vacancies | Programs & Treatment Vacancies | Segregation & Infirmery Vacancies | Down Beds | Held Beds |
|-----------------------------------------------|-----------------------------|------------------------------------|--------------------------------------|-----------------------------------------|--------------|--------------|
| Correctional Industrial Facility | 1,422 | 16 | 1 | 3 | 0 | 7 |
| Miami Correctional Facility | 2,899 | 69 | 6 | 3 | 0 | 7 |
| New Castle Psychiatric Unit (Contracted Beds) | 120 | N/A | 6 | 0 | 0 | 2 |
| Reception-Diagnostic Center | <u>637</u> | <u>21</u> | <u>0</u> | <u>0</u> | <u>37</u> | <u>0</u> |
| Total | 5,078 | 106 | 13 | 6 | 37 | 16 |

Adult Female

| | | | | | | |
|------------------------|------------|----------|-----------|----------|----------|----------|
| Indiana Women's Prison | 611 | 8 | 11 | 1 | 0 | 0 |
|------------------------|------------|----------|-----------|----------|----------|----------|

LEVEL 4**Adult Male**

| | February Ending Count | General Population Vacancies | Programs & Treatment Vacancies | Segregation & Infirmery Vacancies | Down Beds | Held Beds |
|-------------------------------------|-----------------------------|------------------------------------|--------------------------------------|-----------------------------------------|--------------|--------------|
| Indiana State Prison | 1,984 | 5 | 21 | 33 | 4 | 20 |
| New Castle Annex (Contracted Beds) | 455 | 9 | 6 | 4 | 3 | 3 |
| Pendleton Correctional Facility | 1,535 | 5 | 107 | 45 | 23 | 11 |
| Wabash Valley Correctional Facility | <u>1,686</u> | <u>7</u> | <u>50</u> | <u>25</u> | <u>0</u> | <u>18</u> |
| Total | 5,660 | 26 | 184 | 107 | 30 | 52 |

SECURE CONFINEMENT UNITS**Adult Male**

| | | | | | | |
|-------------------------------------|------------|------------|----------|-----------|----------|----------|
| Wabash Valley Correctional Facility | 162 | N/A | 0 | 49 | 5 | 0 |
| Westville Control Unit | <u>163</u> | <u>N/A</u> | <u>0</u> | <u>1</u> | <u>1</u> | <u>0</u> |
| Total | 325 | 0 | 0 | 50 | 6 | 0 |

JAIL BED COUNT

| | | | | | | |
|--------------|------------|-----|-----|-----|-----|-----|
| Adult Male | 757 | N/A | N/A | N/A | N/A | N/A |
| Adult Female | <u>116</u> | N/A | N/A | N/A | N/A | N/A |
| Total | 873 | | | | | |

CONTRACTED BEDS**Adult Male**

| | | | | | | |
|------------------------------------|------------|------------|----------|----------|----------|----------|
| Bartholomew Co. Re-Entry | 6 | 19 | 0 | 0 | 0 | 0 |
| Cass Co. Re-Entry | 1 | 1 | 0 | 0 | 8 | 0 |
| Clark Co. Re-Entry | 4 | 21 | 0 | 0 | 0 | 0 |
| Duval Center Marion Co. Re-Entry | 0 | 50 | 0 | 0 | 0 | 0 |
| Elkhart Co. Re-Entry | 10 | 10 | 0 | 0 | 0 | 0 |
| Hendricks Co. Re-Entry | 0 | 15 | 0 | 0 | 0 | 0 |
| Lake Co. Re-Entry | 4 | 16 | 0 | 0 | 0 | 0 |
| Liberty Hall Re-Entry Facility | 120 | 14 | 0 | 0 | 0 | 1 |
| Tippecanoe County Re-Entry | 2 | 18 | 0 | 0 | 0 | 0 |
| Vanderburgh Co. Re-Entry | 0 | 20 | 0 | 0 | 0 | 0 |
| Vigo Co. Re-Entry | 2 | 8 | 0 | 0 | 0 | 0 |
| Volunteers of America - Evansville | 22 | 8 | 0 | 0 | 0 | 0 |
| Whitley Co. Re-Entry | <u>1</u> | <u>9</u> | <u>0</u> | <u>0</u> | <u>0</u> | <u>0</u> |
| Total | 172 | 209 | 0 | 0 | 8 | 1 |

Adult Female

| | | | | | | |
|------------------------------------|------------|-----------|----------|----------|----------|----------|
| Cass Co. Re-Entry | 0 | 0 | 0 | 0 | 1 | 0 |
| Craine House | 18 | 2 | 0 | 0 | 0 | 0 |
| Elkhart Co. Re-Entry | 0 | 0 | 0 | 0 | 0 | 0 |
| Liberty Hall Re-Entry Facility | 83 | 16 | 0 | 0 | 0 | 1 |
| Volunteers of America - Evansville | 7 | 13 | 0 | 0 | 0 | 0 |
| Whitley Co. Re-Entry | <u>0</u> | <u>5</u> | <u>0</u> | <u>0</u> | <u>0</u> | <u>0</u> |
| Total | 108 | 36 | 0 | 0 | 1 | 1 |

Table 1 (Cont.)

| |
|---------------------------|
| JUVENILE OFFENDERS |
|---------------------------|

Juvenile Male

| | February Ending Count | General Population Vacancies | Programs & Treatment Vacancies | Segregation & Infirmery Vacancies | Down Beds | Held Beds |
|------------------------------------------------|-----------------------------|------------------------------------|--------------------------------------|-----------------------------------------|--------------|--------------|
| Camp Summit | 56 | 39 | 0 | 0 | 0 | 0 |
| Logansport Juvenile Intake/Diagnostic Facility | 19 | 50 | 0 | 8 | 0 | 1 |
| North Central Juvenile Correctional Facility | 119 | 55 | 0 | 0 | 0 | 0 |
| Pendleton Juvenile Correctional Facility | <u>186</u> | <u>165</u> | <u>0</u> | <u>29</u> | <u>0</u> | <u>11</u> |
| Total | 380 | 309 | 0 | 37 | 0 | 12 |

Juvenile Female

| | | | | | | |
|----------------------------------------|----|-----|---|----|---|---|
| Madison Juvenile Correctional Facility | 42 | 114 | 0 | 16 | 0 | 0 |
|----------------------------------------|----|-----|---|----|---|---|

| |
|---------------|
| TOTALS |
|---------------|

| | February Ending Count | General Population Vacancies | Programs & Treatment Vacancies | Segregation & Infirmery Vacancies | Down Beds | Held Beds |
|-----------------------------------------------------------------------------------------|-----------------------------|------------------------------------|--------------------------------------|-----------------------------------------|--------------|--------------|
| GRAND TOTAL FOR ALL ADULT MALES (Includes Jail Bed Count and Contracted Beds) | 25,799 | 835 | 276 | 235 | 253 | 121 |
| TOTAL FOR ADULT MALES IDOC FACILITIES ONLY | 24,870 | 626 | 276 | 235 | 245 | 120 |
| GRAND TOTAL FOR ALL ADULT FEMALES (Includes Jail Bed Count and Contracted Beds) | 2,719 | 135 | 13 | 12 | 1 | 2 |
| TOTAL FOR ADULT FEMALES IDOC FACILITIES ONLY | 2,495 | 99 | 13 | 12 | 0 | 1 |
| TOTAL FOR JUVENILE MALES | 380 | 309 | 0 | 37 | 0 | 12 |
| TOTAL FOR JUVENILE FEMALES | 42 | 114 | 0 | 16 | 0 | 0 |
| GRAND TOTAL FOR THE DEPARTMENT (Includes Jail Bed Count and Contracted Beds) | 28,940 | 1,393 | 289 | 300 | 254 | 135 |
| GRAND TOTAL FOR THE DEPARTMENT (Excludes Jail Bed Count and Contracted Beds) | 27,787 | 1,148 | 289 | 300 | 245 | 133 |

Sources: Planning Division Facility Body Count Report
 Planning Division Juvenile Daily Count Report
 OIS - Jail Bed Count
 Operational Support Services - Vacancy Report

Indiana Department of Correction
Table 2
Operational Capacity Compared to Population, by Facility
March 1, 2015

| |
|----------------|
| LEVEL 1 |
|----------------|

Adult Male

| | January Operational Capacity | February Operational Capacity | February Adjusted Operational Capacity* | February Ending Count | Percent +/- Capacity |
|----------------------------------------|------------------------------------|-------------------------------------|--------------------------------------------------|-----------------------------|-------------------------|
| Chain O'Lakes Correctional Facility | 136 | 136 | 136 | 105 | -23% |
| Edinburgh Correctional Facility | 320 | 320 | 320 | 271 | -15% |
| Henryville Correctional Facility | 168 | 168 | 167 | 154 | -8% |
| Miami Correctional Facility | 204 | 204 | 203 | 200 | -1% |
| New Castle Level One (Contracted Beds) | 204 | 204 | 203 | 201 | -1% |
| Pendleton Correctional Facility | 220 | 220 | 218 | 198 | -9% |
| Re-Entry Educational | 420 | 420 | 417 | 402 | -4% |
| South Bend Community Re-Entry Facility | 172 | 172 | 167 | 161 | -4% |
| Wabash Valley Correctional Facility | 198 | 198 | 196 | 136 | -31% |
| Westville Correctional Facility | <u>379</u> | <u>379</u> | 377 | <u>374</u> | <u>-1%</u> |
| Total | 2,421 | 2,421 | 2,404 | 2,202 | -8% |

Adult Female

| | | | | | |
|-------------------------------|------------|------------|------------|------------|-------------|
| Madison Correctional Facility | 662 | 662 | 662 | 597 | -10% |
| Jefferson Co. Re-Entry | <u>58</u> | <u>58</u> | 57 | <u>52</u> | <u>-9%</u> |
| Total | 720 | 720 | 719 | 649 | -10% |

| |
|----------------|
| LEVEL 2 |
|----------------|

Adult Male

| | | | | | |
|----------------------------------------------------|---------------|---------------|---------------|---------------|------------|
| Branchville Correctional Facility | 1,485 | 1,485 | 1,481 | 1,420 | -4% |
| Indiana State Prison-Outside Facility | 385 | 385 | 379 | 293 | -23% |
| New Castle Correctional Facility (Contracted Beds) | 2,431 | 2,431 | 2,400 | 2,396 | 0% |
| Plainfield Correctional Facility | 1,696 | 1,696 | 1,681 | 1,669 | -1% |
| Putnamville Correctional Facility | 2,504 | 2,504 | 2,503 | 2,476 | -1% |
| Short Term Offender Program (Contracted Beds) | 868 | 868 | 864 | 863 | 0% |
| Westville Correctional Facility | <u>2,886</u> | <u>2,886</u> | 2,589 | <u>2,488</u> | <u>-4%</u> |
| Total | 12,255 | 12,255 | 11,897 | 11,605 | -2% |

Adult Female

| | | | | | |
|---------------------------------|--------------|--------------|--------------|--------------|------------|
| Rockville Correctional Facility | 1,269 | 1,269 | 1,256 | 1,235 | -2% |
|---------------------------------|--------------|--------------|--------------|--------------|------------|

Table 2 (Cont.)

| |
|----------------|
| LEVEL 3 |
|----------------|

Adult Male

| | January Operational Capacity | February Operational Capacity | February Adjusted Operational Capacity* | February Ending Count | Percent +/- Capacity |
|-----------------------------------------------|------------------------------------|-------------------------------------|--------------------------------------------------|-----------------------------|-------------------------|
| Correctional Industrial Facility | 1,449 | 1,449 | 1,438 | 1,422 | -1% |
| Miami Correctional Facility | 2,984 | 2,984 | 2,968 | 2,899 | -2% |
| New Castle Psychiatric Unit (Contracted Beds) | 128 | 128 | 120 | 120 | 0% |
| Reception-Diagnostic Center | 695 | 695 | 658 | 637 | -3% |
| Total | 5,256 | 5,256 | 5,184 | 5,078 | -2% |

Adult Female

| | | | | | |
|------------------------|-----|-----|-----|-----|-----|
| Indiana Women's Prison | 631 | 631 | 619 | 611 | -1% |
|------------------------|-----|-----|-----|-----|-----|

| |
|----------------|
| LEVEL 4 |
|----------------|

Adult Male

| | January Operational Capacity | February Operational Capacity | February Adjusted Operational Capacity* | February Ending Count | Percent +/- Capacity |
|-------------------------------------|------------------------------------|-------------------------------------|--------------------------------------------------|-----------------------------|-------------------------|
| Indiana State Prison | 2,067 | 2,067 | 1,989 | 1,984 | 0% |
| New Castle Annex (Contracted Beds) | 480 | 480 | 464 | 455 | -2% |
| Pendleton Correctional Facility | 1,726 | 1,726 | 1,540 | 1,535 | 0% |
| Wabash Valley Correctional Facility | <u>1,786</u> | <u>1,786</u> | 1,693 | <u>1,686</u> | <u>0%</u> |
| Total | 6,059 | 6,059 | 5,686 | 5,660 | 0% |

| |
|---------------------------------|
| SECURE CONFINEMENT UNITS |
|---------------------------------|

Adult Male

| | | | | | |
|-------------------------------------|------------|------------|------------|------------|-----------|
| Wabash Valley Correctional Facility | 216 | 216 | 162 | 162 | 0% |
| Westville Control Unit | <u>165</u> | <u>165</u> | 163 | <u>163</u> | <u>0%</u> |
| Total | 381 | 381 | 325 | 325 | 0% |

| |
|-------------------------|
| JAIL BED COUNT** |
|-------------------------|

| | | | | | |
|--------------|--------------|------------|------------|------------|-----------|
| Adult Male | 917 | 757 | 757 | 757 | 0% |
| Adult Female | 87 | 116 | 116 | 116 | 0% |
| Total | 1,004 | 873 | 873 | 873 | 0% |

| |
|------------------------|
| CONTRACTED BEDS |
|------------------------|

Adult Male

| | | | | | |
|------------------------------------|------------|------------|------------|------------|-------------|
| Bartholomew Co. Re-Entry | 25 | 25 | 25 | 6 | -76% |
| Cass Co. Re-Entry | 10 | 10 | 2 | 1 | 0% |
| Clark Co. Re-Entry | 25 | 25 | 25 | 4 | -84% |
| Duval Center Marion Co. Re-Entry | 50 | 50 | 50 | 0 | -100% |
| Elkhart Co. Re-Entry | 20 | 20 | 20 | 10 | -50% |
| Hendricks Co. Re-Entry | 15 | 15 | 15 | 0 | -100% |
| Lake Co. Re-Entry | 20 | 20 | 20 | 4 | -80% |
| Liberty Hall Re-Entry | 135 | 135 | 134 | 120 | -10% |
| Tippecanoe County Re-Entry | 20 | 20 | 20 | 2 | -90% |
| Vanderburgh Co. Re-Entry | 20 | 20 | 20 | 0 | -100% |
| Vigo Co. Re-Entry | 10 | 10 | 10 | 2 | -80% |
| Volunteers of America - Evansville | 30 | 30 | 30 | 22 | -27% |
| Whitley Co. Re-Entry | <u>10</u> | <u>10</u> | 10 | <u>1</u> | <u>-90%</u> |
| Total | 390 | 390 | 381 | 172 | -55% |

Adult Female

| | | | | | |
|------------------------------------|------------|------------|------------|------------|-------------|
| Cass Co. Re-Entry | 1 | 1 | 0 | 0 | 0% |
| Craine House | 20 | 20 | 20 | 18 | -10% |
| Elkhart Co. Re-Entry | 0 | 0 | 0 | 0 | 0% |
| Liberty Hall Re-Entry | 100 | 100 | 99 | 83 | -16% |
| Volunteers of America - Evansville | 20 | 20 | 20 | 7 | -65% |
| Whitley Co. Re-Entry | <u>5</u> | <u>5</u> | <u>5</u> | <u>0</u> | <u>0%</u> |
| Total | 146 | 146 | 144 | 108 | -25% |

Table 2 (Cont.)

| |
|---------------------------|
| JUVENILE OFFENDERS |
|---------------------------|

Juvenile Male

| | January Operational Capacity | February Operational Capacity | February Adjusted Operational Capacity* | February Ending Count | Percent +/- Capacity |
|------------------------------------------------|------------------------------------|-------------------------------------|--------------------------------------------------|-----------------------------|-------------------------|
| Camp Summit | 95 | 95 | 95 | 56 | -41% |
| Logansport Juvenile Intake/Diagnostic Facility | 92 | 92 | 69 | 19 | -72% |
| North Central Juvenile Correctional Facility | 174 | 174 | 174 | 119 | -32% |
| Pendleton Juvenile Correctional Facility | <u>391</u> | <u>391</u> | 351 | <u>186</u> | <u>-47%</u> |
| Total | 752 | 752 | 689 | 380 | -45% |

Juvenile Female

| | | | | | |
|----------------------------------------|-----|-----|-----|----|------|
| Madison Juvenile Correctional Facility | 172 | 172 | 156 | 42 | -73% |
|----------------------------------------|-----|-----|-----|----|------|

| |
|---------------|
| TOTALS |
|---------------|

| | January Operational Capacity | February Operational Capacity | February Adjusted Operational Capacity* | February Ending Count | Percent +/- Capacity |
|-------------------------------------------------------------------------------------------------|------------------------------------|-------------------------------------|--------------------------------------------------|-----------------------------|-------------------------|
| GRAND TOTAL FOR ALL ADULT MALES (Includes Jail Bed Count and Contracted Beds) | 27,679 | 27,519 | 26,634 | 25,799 | -3% |
| TOTAL FOR ADULT MALES IDOC FACILITIES ONLY | 26,372 | 26,372 | 25,496 | 24,870 | -2% |
| GRAND TOTAL FOR ALL ADULT FEMALES (Includes Jail Bed Count and Contracted Beds) | 2,853 | 2,882 | 2,854 | 2,719 | -5% |
| TOTAL FOR ADULT FEMALES IDOC FACILITIES ONLY | 2,620 | 2,620 | 2,594 | 2,495 | -4% |
| TOTAL FOR JUVENILE MALES | 752 | 752 | 689 | 380 | -45% |
| TOTAL FOR JUVENILE FEMALES | 172 | 172 | 156 | 42 | -73% |
| GRAND TOTAL FOR THE DEPARTMENT (Includes Jail Bed Count** and Contracted Beds) | 31,456 | 31,325 | 30,333 | 28,940 | -5% |
| GRAND TOTAL FOR THE DEPARTMENT (Excludes Jail Bed Count and Contracted Beds) | 29,916 | 29,916 | 28,935 | 27,787 | -4% |

*Adjusted Operational Capacity includes Intake Beds and excludes Down, Held, and Segregation/Infirmary Hold Beds.

**Jail Bed Counts - IDOC offender Jail Bed holding is demand-based, therefore Jail Bed Percent Capacity is always 0%. Jail Bed Operational Capacity is determined by each county's availability and fluctuates from month to month.

Sources: Planning Division Facility Body Count Report
 Planning Division Juvenile Daily Count Report
 OIS - Jail Bed Count
 Operational Support Services - Vacancy Report

Indiana Department of Correction

Table 3

**Facility Population on the First Day of Each Month
(Excludes County Jail "Back-ups" & Contracted Beds)**

| <u>2014</u> | <u>Adult Male</u> | <u>Adult Female</u> | <u>Juvenile Male</u> | <u>Juvenile Female</u> | <u>Total</u> |
|--------------------|--------------------------|----------------------------|-----------------------------|-------------------------------|---------------------|
| January | 25,303 | 2,455 | 377 | 36 | 28,171 |
| February | 25,208 | 2,418 | 396 | 41 | 28,063 |
| March | 25,249 | 2,460 | 415 | 45 | 28,169 |
| April | 25,138 | 2,461 | 371 | 40 | 28,010 |
| May | 25,375 | 2,524 | 370 | 44 | 28,313 |
| June | 25,254 | 2,551 | 372 | 43 | 28,220 |
| July | 25,185 | 2,538 | 374 | 44 | 28,141 |
| August | 25,264 | 2,522 | 365 | 44 | 28,195 |
| September | 25,169 | 2,538 | 365 | 46 | 28,118 |
| October | 25,061 | 2,527 | 384 | 49 | 28,021 |
| November | 25,003 | 2,524 | 394 | 47 | 27,968 |
| December | 24,774 | 2,520 | 409 | 46 | 27,749 |

| <u>2015</u> | <u>Adult Male</u> | <u>Adult Female</u> | <u>Juvenile Male</u> | <u>Juvenile Female</u> | <u>Total</u> |
|--------------------|--------------------------|----------------------------|-----------------------------|-------------------------------|---------------------|
| January | 24,666 | 2,502 | 393 | 46 | 27,607 |
| February | 24,744 | 2,481 | 397 | 44 | 27,666 |
| March | 24,870 | 2,495 | 380 | 42 | 27,787 |
| April | | | | | |
| May | | | | | |
| June | | | | | |
| July | | | | | |
| August | | | | | |
| September | | | | | |
| October | | | | | |
| November | | | | | |
| December | | | | | |

Planning Division Juvenile Daily Count Report

Indiana Department of Correction
Table 4
Parole Caseload on March 1, 2015

| <u>Parole District</u> | Indiana Parolees | | Other Jurisdiction | | <u>Total</u> |
|----------------------------------|---------------------------------------------------|---------------------|---------------------------|---------------------|---------------|
| | <u>Adult Male</u> | <u>Adult Female</u> | <u>Adult Male</u> | <u>Adult Female</u> | |
| <i>Interstate Compact (PD0)*</i> | 541 | 73 | 596 | 78 | 1,288 |
| | <u>District Supervision Breakdown as follows:</u> | | | | |
| Re-Entry Parole (PD1) | 525 | 71 | 39 | 6 | 641 |
| Fort Wayne (PD2) | 885 | 106 | 60 | 7 | 1,058 |
| Indianapolis (PD3) | 2049 | 199 | 89 | 9 | 2,346 |
| Evansville (P4A) | 570 | 63 | 48 | 6 | 687 |
| Terre Haute (P4B) | 521 | 65 | 30 | 2 | 618 |
| Bloomington (PD5) | 417 | 62 | 25 | 2 | 506 |
| Gary (PD6) | 734 | 53 | 90 | 9 | 886 |
| New Castle (PD7) | 799 | 158 | 56 | 5 | 1,018 |
| South Bend (PD8) | 1004 | 117 | 102 | 17 | 1,240 |
| Madison (PD9) | 315 | 64 | 57 | 15 | 451 |
| Total | 8,360 | 1,031 | 596 | 78 | 10,065 |

Total Parole Population on the First Day of Each Month

| <u>Calendar Year 2015</u> | Indiana Parolees | | | | Other Jurisdiction | | | | <u>Total</u> |
|---------------------------|-------------------------|---------------------|----------------------|------------------------|---------------------------|---------------------|----------------------|------------------------|--------------|
| | <u>Adult Male</u> | <u>Adult Female</u> | <u>Juvenile Male</u> | <u>Juvenile Female</u> | <u>Adult Male</u> | <u>Adult Female</u> | <u>Juvenile Male</u> | <u>Juvenile Female</u> | |
| January | 8,443 | 1,038 | | | 578 | 71 | | | 10,130 |
| February | 8,439 | 1,025 | | | 603 | 77 | | | 10,144 |
| March | 8,360 | 1,031 | | | 596 | 78 | | | 10,065 |
| April | | | | | | | | | |
| May | | | | | | | | | |
| June | | | | | | | | | |
| July | | | | | | | | | |
| August | | | | | | | | | |
| September | | | | | | | | | |
| October | | | | | | | | | |
| November | | | | | | | | | |
| December | | | | | | | | | |

* Includes Indiana parolees who are serving their parole in another state, as well as offenders from other States being supervised in Indiana (Interstate Compact)

Sources: Juvenile Services
Parole Division
SAS - juvparl2.pgm



Adult Offender Statistics



Indiana Department of Correction
Table 5
Monthly Admissions and Releases - Adult Offenders
(Includes County Jail "Back-ups" & Contracted Beds)

February 2015

| ADMISSIONS | Male | Female |
|-------------------------------------------|--------------|---------------|
| New Commitments | 543 | 87 |
| Parole Violators - New Commits | 50 | 4 |
| Parole Violators - Technical | 109 | 6 |
| Unsentenced (Safekeepers) | 0 | 0 |
| Return from Escape - Secure Facility | 1 | 0 |
| Return from Escape - Non-Secure Facility | 1 | 1 |
| Return from Escape - CTP Absconds | 1 | 0 |
| Court Supervision Violators - New Commits | 94 | 27 |
| Court Supervision Violators - Technical | 285 | 93 |
| Return from CTP - New Commits | 2 | 0 |
| Return from CTP - Technical | 13 | 0 |
| Unknown (Missing Data) | 0 | 0 |
| TOTAL ADMISSIONS | 1,099 | 218 |
| RELEASES | | |
| Parole | 531 | 80 |
| Probation | 282 | 55 |
| Escape - Secure Facility | 1 | 0 |
| Walk-Away - Non-Secure Facility | 5 | 6 |
| Discharged | 115 | 47 |
| Unsentenced Discharged | 3 | 0 |
| Other (i.e. Death) | 4 | 0 |
| Community Transition Program (CTP) | 122 | 29 |
| CTP Absconds | 3 | 0 |
| Unknown (Missing Data) | 0 | 0 |
| TOTAL RELEASES | 1,066 | 217 |

*Of the 543 new commitments of male felons, 295 (54.3%) had a prior commitment.
Of the 87 new commitments of female felons, 23 (26.4%) had a prior commitment.*

Effective July 1, 1999, misdemeanants are to be committed to DOC only under special circumstances (IC 11-12-6)

Sources: SAS - prsadm8.pgm, SAS - prisrel8.pgm

Indiana Department of Correction

Table 7

Release Type by County of Commitment - Adult Offenders

February 2015

| County | Release Type | | | | Total | County | Release Type | | | | Total |
|-------------|--------------|-----------|------------|-----|-------|--------------|--------------|------------|------------|------------|-------------|
| | Parole | Probation | Discharged | CTP | | | Parole | Probation | Discharged | CTP | |
| Adams | 2 | 2 | 0 | 3 | 7 | Madison | 25 | 9 | 3 | 9 | 46 |
| Allen | 51 | 12 | 5 | 17 | 85 | Marion | 119 | 50 | 54 | 19 | 242 |
| Bartholomew | 10 | 0 | 1 | 4 | 15 | Marshall | 3 | 2 | 1 | 1 | 7 |
| Benton | 1 | 1 | 0 | 0 | 2 | Martin | 1 | 0 | 0 | 1 | 2 |
| Blackford | 3 | 0 | 1 | 0 | 4 | Miami | 8 | 1 | 1 | 1 | 11 |
| Boone | 5 | 0 | 1 | 1 | 7 | Monroe | 8 | 5 | 2 | 3 | 18 |
| Brown | 0 | 0 | 0 | 1 | 1 | Montgomery | 4 | 3 | 0 | 2 | 9 |
| Carroll | 4 | 3 | 0 | 1 | 8 | Morgan | 5 | 2 | 0 | 0 | 7 |
| Cass | 0 | 1 | 0 | 4 | 5 | Newton | 3 | 0 | 0 | 0 | 3 |
| Clark | 6 | 4 | 1 | 2 | 13 | Noble | 6 | 9 | 0 | 0 | 15 |
| Clay | 0 | 6 | 2 | 0 | 8 | Ohio | 0 | 1 | 0 | 0 | 1 |
| Clinton | 3 | 2 | 1 | 0 | 6 | Orange | 0 | 1 | 0 | 1 | 2 |
| Crawford | 1 | 0 | 0 | 0 | 1 | Owen | 0 | 1 | 0 | 0 | 1 |
| Daviess | 4 | 0 | 0 | 0 | 4 | Parke | 2 | 0 | 0 | 1 | 3 |
| Dearborn | 16 | 11 | 9 | 0 | 36 | Perry | 5 | 1 | 2 | 0 | 8 |
| Decatur | 1 | 1 | 2 | 3 | 7 | Pike | 0 | 0 | 0 | 0 | 0 |
| DeKalb | 3 | 1 | 1 | 0 | 5 | Porter | 8 | 3 | 0 | 0 | 11 |
| Delaware | 6 | 3 | 3 | 0 | 12 | Posey | 0 | 1 | 0 | 2 | 3 |
| Dubois | 1 | 0 | 0 | 0 | 1 | Pulaski | 0 | 1 | 0 | 1 | 2 |
| Elkhart | 17 | 18 | 2 | 2 | 39 | Putnam | 2 | 2 | 0 | 3 | 7 |
| Fayette | 3 | 2 | 1 | 1 | 7 | Randolph | 0 | 0 | 0 | 0 | 0 |
| Floyd | 0 | 3 | 0 | 0 | 3 | Ripley | 2 | 2 | 3 | 0 | 7 |
| Fountain | 0 | 1 | 0 | 0 | 1 | Rush | 5 | 2 | 1 | 0 | 8 |
| Franklin | 1 | 4 | 1 | 0 | 6 | St. Joseph | 30 | 12 | 2 | 2 | 46 |
| Fulton | 3 | 4 | 1 | 0 | 8 | Scott | 5 | 4 | 7 | 1 | 17 |
| Gibson | 3 | 0 | 0 | 1 | 4 | Shelby | 11 | 3 | 5 | 2 | 21 |
| Grant | 7 | 8 | 0 | 2 | 17 | Spencer | 0 | 3 | 0 | 0 | 3 |
| Greene | 4 | 0 | 1 | 1 | 6 | Starke | 3 | 0 | 1 | 3 | 7 |
| Hamilton | 12 | 15 | 11 | 1 | 39 | Steuben | 2 | 1 | 0 | 1 | 4 |
| Hancock | 1 | 3 | 0 | 1 | 5 | Sullivan | 0 | 2 | 0 | 0 | 2 |
| Harrison | 2 | 6 | 0 | 0 | 8 | Switzerland | 0 | 0 | 0 | 0 | 0 |
| Hendricks | 12 | 1 | 5 | 0 | 18 | Tippecanoe | 9 | 9 | 1 | 7 | 26 |
| Henry | 3 | 7 | 1 | 0 | 11 | Tipton | 3 | 0 | 0 | 0 | 3 |
| Howard | 3 | 9 | 0 | 7 | 19 | Union | 0 | 0 | 2 | 0 | 2 |
| Huntington | 7 | 5 | 0 | 0 | 12 | Vanderburgh | 24 | 6 | 5 | 3 | 38 |
| Jackson | 11 | 5 | 1 | 2 | 19 | Vermillion | 4 | 1 | 0 | 0 | 5 |
| Jasper | 2 | 1 | 0 | 0 | 3 | Vigo | 15 | 6 | 3 | 4 | 28 |
| Jay | 3 | 4 | 0 | 0 | 7 | Wabash | 3 | 7 | 3 | 2 | 15 |
| Jefferson | 1 | 3 | 0 | 2 | 6 | Warren | 0 | 0 | 0 | 0 | 0 |
| Jennings | 7 | 3 | 1 | 0 | 11 | Warrick | 2 | 0 | 0 | 0 | 2 |
| Johnson | 12 | 4 | 2 | 0 | 18 | Washington | 4 | 3 | 1 | 1 | 9 |
| Knox | 4 | 3 | 0 | 1 | 8 | Wayne | 12 | 2 | 4 | 1 | 19 |
| Kosciusko | 3 | 1 | 0 | 0 | 4 | Wells | 4 | 7 | 3 | 0 | 14 |
| LaGrange | 1 | 2 | 2 | 0 | 5 | White | 2 | 0 | 0 | 0 | 2 |
| Lake | 24 | 4 | 1 | 17 | 46 | Whitley | 0 | 0 | 0 | 2 | 2 |
| LaPorte | 7 | 10 | 0 | 1 | 18 | Unknown* | 0 | 0 | 3 | 0 | 3 |
| Lawrence | 2 | 2 | 1 | 3 | 8 | Total | 611 | 337 | 165 | 151 | 1264 |

This data excludes Temporary Moves, Safekeepers, Predispositions, Escapes, Deaths, releases from CTP and releases from Out of State Parole.

*"Unknown" represents offenders who were sentenced to DOC, but County of Commitment data was unavailable.

Source: prisrel7.pgm

Indiana Department of Correction

Table 8

The Number of Department of Correction Offenders Held in County Jails*

March 02, 2014

| <u>County</u> | <u>Adult Male</u> | <u>Adult Female</u> | <u>County</u> | <u>Adult Male</u> | <u>Adult Female</u> | <u>County</u> | <u>Adult Male</u> | <u>Adult Female</u> |
|---------------|-------------------|---------------------|---------------|-------------------|---------------------|---------------|-------------------|---------------------|
| Adams | 3 | 0 | Hendricks | 15 | 3 | Pike | 3 | 0 |
| Allen | 26 | 5 | Henry** | 3 | 1 | Porter | 2 | 0 |
| Bartholomew | 7 | 0 | Howard | 16 | 4 | Posey | 1 | 0 |
| Benton | 0 | 0 | Huntington | 6 | 2 | Pulaski** | 4 | 0 |
| Blackford** | 7 | 0 | Jackson | 13 | 2 | Putnam** | 16 | 1 |
| Boone | 4 | 2 | Jasper | 5 | 0 | Randolph | 2 | 0 |
| Brown | 1 | 0 | Jay | 26 | 2 | Ripley | 10 | 5 |
| Carroll | 5 | 2 | Jefferson | 0 | 0 | Rush | 5 | 0 |
| Cass | 1 | 1 | Jennings | 2 | 0 | St. Joseph | 88 | 7 |
| Clark | 16 | 0 | Johnson | 17 | 4 | Scott | 3 | 1 |
| Clay | 12 | 0 | Knox** | 9 | 0 | Shelby | 7 | 0 |
| Clinton | 41 | 1 | Kosciusko | 10 | 3 | Spencer** | 4 | 0 |
| Crawford** | 22 | 2 | LaGrange | 13 | 0 | Starke | 3 | 1 |
| Daviess | 6 | 2 | Lake | 7 | 7 | Steuben | 3 | 2 |
| Dearborn | 5 | 1 | LaPorte | 11 | 2 | Sullivan | 1 | 0 |
| Decatur | 1 | 0 | Lawrence | 3 | 2 | Switzerland | 3 | 0 |
| DeKalb | 0 | 0 | Madison | 8 | 3 | Tippecanoe | 18 | 4 |
| Delaware | 9 | 1 | Marion | 55 | 15 | Tipton | 0 | 0 |
| Dubois | 1 | 0 | Marshall | 7 | 1 | Union | 2 | 0 |
| Elkhart | 21 | 3 | Martin | 3 | 0 | Vanderburgh | 47 | 3 |
| Fayette | 4 | 1 | Miami | 12 | 0 | Vermillion | 5 | 0 |
| Floyd | 6 | 0 | Monroe | 9 | 8 | Vigo | 8 | 0 |
| Fountain | 3 | 0 | Montgomery | 7 | 0 | Wabash | 6 | 0 |
| Franklin | 5 | 0 | Morgan | 2 | 1 | Warren | 0 | 0 |
| Fulton | 9 | 0 | Newton | 1 | 0 | Warrick | 1 | 0 |
| Gibson | 11 | 2 | Noble | 28 | 0 | Washington | 2 | 2 |
| Grant | 9 | 3 | Ohio | 0 | 0 | Wayne | 30 | 2 |
| Greene | 13 | 0 | Orange** | 9 | 0 | Wells** | 16 | 1 |
| Hamilton | 9 | 27 | Owen | 4 | 2 | White | 3 | 0 |
| Hancock | 6 | 0 | Parke | 3 | 0 | Whitley | 2 | 1 |
| Harrison** | 4 | 1 | Perry | 0 | 0 | Total | 866 | 146 |

Note: Of the 1,012 listed here, only 873 are sentenced to the Department of Correction. The remaining are Felony level 6 individuals serving time at the County Jail Level but are not sentenced with the DOC.

* Data is based on known frequencies reported by the counties, some county data may be missing

** County Jail Substance Abuse Programs

Source: Offender

Indiana Department of Correction
Table 9
Community Transition Program
Average Daily Populations

| <u>Month</u> | <u>2011</u> | <u>2012</u> | <u>2013</u> | <u>2014</u> | <u>2015</u> |
|---------------------------|-------------|-------------|-------------|-------------|-------------|
| January | 544 | 483 | 493 | 521 | 457 |
| February | 530 | 474 | 475 | 511 | 442 |
| March | 495 | 483 | 511 | 492 | |
| April | 506 | 586 | 510 | 470 | |
| May | 520 | 514 | 509 | 496 | |
| June | 523 | 506 | 522 | 504 | |
| July | 534 | 520 | 533 | 494 | |
| August | 509 | 511 | 495 | 475 | |
| September | 497 | 502 | 513 | 479 | |
| October | 454 | 501 | 527 | 484 | |
| November | 468 | 498 | 558 | 482 | |
| December | <u>479</u> | <u>492</u> | <u>544</u> | <u>475</u> | |
| YEARLY AVERAGE | 505 | 506 | 516 | 490 | 449 |

Source: CTP Database and OIS Warmbody

**Indiana Department Of Correction
Table 10
Community Transition Program
February 2015 Release Information**

| | | |
|------------------------------------------------------------------------------------------------------------------------------------------------------------------------------------------------------------------------------------------------------------------------|-----|------------|
| Total number of offenders eligible to be released during February 2015 = | | 587 |
| Felony A and B total = | 288 | |
| Felony C total = | 172 | |
| Felony D total = | 123 | |
| Murder = | 4 | |
| | | |
| Total number of offenders transitioned to counties for CTP = | | 167 |
| By default (lack of response from judge) | | |
| Felony A or B = | 0 | |
| Felony C = | 30 | |
| Felony D = | 22 | |
| By approval by court order from judge | | |
| Felony A or B = | 77 | |
| Felony C = | 29 | |
| Felony D = | 8 | |
| Murder = | 1 | |
| | | |
| Total number of offenders transitioned to counties then returned to DOC due to refusal (court ordered denial upon receipt of offender) = | | 0 |
| | | |
| Total number of court ordered denials = | | 281 |
| Felony A or B = | 109 | |
| Felony C = | 95 | |
| Felony D = | 75 | |
| Murder = | 2 | |
| | | |
| Total number of Felony A or B, or Murder denials by default (no response from judge) = | | 85 |
| | | |
| Total number of offenders who became ineligible after eligibility determined but prior to CTP commencement date (reasons include change in Earliest Possible Release Date, change in warrant status, released to probation or to parole, other miscellaneous) = | | 53 |
| Felony A or B = | 17 | |
| Felony C = | 18 | |
| Felony D = | 18 | |
| Murder = | 0 | |

Indiana Department of Correction
Table 11
Total Number of Felony Offenses
Committed to the Indiana Department of Correction

February 2015

| Felony Level | Primary Offense | Secondary Offense | Feb-15 | | This Calendar Year | |
|---------------------|--------------------|-------------------|----------|-----------|--------------------|-----------|
| | | | SEX | | SEX | |
| | | | F | M | F | M |
| Murder | Murder (35-42-1-1) | | 1 | 10 | 2 | 16 |
| Murder Total | | | 1 | 10 | 2 | 16 |

| Felony Level | Primary Offense | Secondary Offense | Feb-15 | | This Calendar Year | |
|-----------------------|----------------------------------------------------|-------------------|----------|-----------|--------------------|-----------|
| | | | SEX | | SEX | |
| | | | F | M | F | M |
| A Felony | Battery (35-42-2-1) | | - | 1 | - | 1 |
| | Burglary (35-43-2-1) | | - | 2 | 1 | 3 |
| | Child Molesting (35-42-4-3) | | - | 8 | - | 24 |
| | Criminal Deviate Conduct (35-42-4-2) | | - | 1 | - | 1 |
| | Dealing Cocaine or Narcotic Drug (35-48-4-1) | | 2 | 10 | 3 | 21 |
| | Dealing Methamphetamine (35-48-4-1.1) | | 1 | 4 | 3 | 7 |
| | Dealing Sched I, II, or III Cntrld Sub (35-48-4-2) | | 1 | 1 | 3 | 3 |
| | Neglect of a Dependent/Death (35-46-1-4) | | 1 | 1 | 1 | 1 |
| | Possession of Methamphetamine (35-48-4-6.1) | | - | - | - | 1 |
| | Robbery (35-42-5-1) | | 1 | 5 | 2 | 7 |
| | Voluntary Manslaughter (35-42-1-3) | | - | 3 | - | 4 |
| A Felony Total | | | 6 | 36 | 13 | 73 |

| Felony Level | Primary Offense | Secondary Offense | Feb-15 | | This Calendar Year | |
|-----------------------|----------------------------------------------------|---------------------|-----------|------------|--------------------|------------|
| | | | SEX | | SEX | |
| | | | F | M | F | M |
| B Felony | Aggravated Battery (35-42-2-1.5) | | - | 7 | - | 18 |
| | Arson (35-43-1-1) | | - | 1 | 2 | 5 |
| | Battery (35-42-2-1) | | - | 1 | - | 1 |
| | Battery by Bodily Waste (35-42-2-6) | | - | - | - | 1 |
| | Burglary (35-43-2-1) | | 10 | 62 | 15 | 132 |
| | Carjacking (35-42-5-2) | | - | 2 | - | 4 |
| | Child Molesting (35-42-4-3) | | - | 8 | - | 18 |
| | Conspiracy (35-41-5-2) | Robbery (35-42-5-1) | - | - | - | 1 |
| | Criminal Confinement (35-42-3-3) | | - | 6 | - | 20 |
| | Criminal Deviate Conduct (35-42-4-2) | | - | 1 | - | 6 |
| | Dealing Cocaine or Narcotic Drug (35-48-4-1) | | 8 | 37 | 17 | 77 |
| | Dealing Methamphetamine (35-48-4-1.1) | | 13 | 30 | 17 | 54 |
| | Dealing Sched I, II, or III Cntrld Sub (35-48-4-2) | | 14 | 19 | 28 | 41 |
| | Dealing Sched IV Cntrld Sub (35-48-4-3) | | - | 1 | 1 | 3 |
| | Escape/Failure to Return (35-44-3-5) | | - | - | - | 1 |
| | Fail to Stop Accident w/Injury (9-26-1-1) | | - | - | - | 1 |
| | Felon in Possession of a Firearm (35-47-4-5) | | - | 13 | - | 24 |
| | Incest (35-46-1-3) | | - | 1 | - | 4 |
| | Neglect of a Dependent (35-46-1-4) | | 2 | - | 3 | - |
| | Operating Vehicle Intoxicated/Death (9-30-5-5) | | - | 3 | - | 3 |
| | Possession Methamphetamine (35-48-4-6.1) | | 2 | 5 | 3 | 8 |
| | Possession of Cocaine or Narcotic Drug (35-48-4-6) | | 3 | 5 | 3 | 7 |
| | Rape (35-42-4-1) | | - | 1 | - | 2 |
| | Robbery (35-42-5-1) | | 3 | 31 | 5 | 51 |
| | Sexual Misconduct with a Minor (35-42-4-9) | | - | 7 | - | 16 |
| | Stalking (35-45-10-5) | | - | - | - | 1 |
| B Felony Total | | | 55 | 241 | 94 | 499 |

| Felony Level | Primary Offense | Secondary Offense | Feb-15 | | This Calendar Year | |
|----------------|------------------------------------------------------|-------------------|--------|-----|--------------------|-----|
| | | | SEX | | SEX | |
| | | | F | M | F | M |
| C Felony | Auto Theft, Receiving Stolen Parts (35-43-4-2.5) | | - | 1 | - | 5 |
| | Battery (35-42-2-1) | | 1 | 20 | 4 | 46 |
| | Battery by Bodily Waste (35-42-2-6) | | - | - | 1 | 1 |
| | Burglary (35-43-2-1) | | 4 | 55 | 5 | 98 |
| | Carrying Handgun w/o License (35-47-2-23) | | - | - | - | 4 |
| | Child Exploitation (35-42-4-4) | | 1 | - | 1 | - |
| | Child Molesting (35-42-4-3) | | - | 26 | - | 39 |
| | Child Solicitation (35-42-4-6) | | - | 1 | - | 1 |
| | Controlled Substance Registration (35-48-4-14) | | - | - | 1 | - |
| | Corrupt Business Influence (35-45-6-2) | | 1 | 3 | 5 | 6 |
| | Criminal Confinement (35-42-3-3) | | - | 4 | - | 7 |
| | Criminal Recklessness (35-42-2-2) | | - | - | 1 | 1 |
| | Dangerous Control of a Handgun (35-47-10-6) | | - | 1 | - | 1 |
| | Dealing Marijuana, Hash Oil, or Hashish (35-48-4-10) | | - | 4 | - | 4 |
| | Dealing Sched IV Controlled Substance (35-48-4-3) | | 1 | 3 | 1 | 6 |
| | Dealing/Poss. Look-Alike Subs (35-48-4-4.6) | | - | 1 | - | 4 |
| | Escape/Failure to Return (35-44-3-5) | | 1 | - | 2 | 3 |
| | Failure to Register as a Sex Offender (11-8-8-17) | | - | 9 | - | 12 |
| | Failure to Stop Accident/Death (9-26-1-8) | | 1 | 1 | 1 | 2 |
| | Falsifying Info on a Gun Purchase (35-47-2-17) | | - | 1 | - | 1 |
| | Felon in Possession of a Firearm (35-47-4-5) | | - | - | - | 1 |
| | Firearm w/in One Mile of School (35-47-2-1) | | 1 | 4 | 1 | 10 |
| | Forgery (35-43-5-2) | | 18 | 25 | 33 | 52 |
| | Fraud on Financial Institution (35-43-5-8) | | - | 3 | 1 | 6 |
| | Handgun Violation (35-47-2-7) | | - | 1 | - | 1 |
| | Incest (35-46-1-3) | | - | 1 | - | 2 |
| | Intimidation (35-45-2-1) | | - | 3 | - | 8 |
| | Neglect of a Dependent (35-46-1-4) | | 9 | 1 | 9 | 2 |
| | Non-Support of Dependent Child (35-46-1-5) | | 2 | 8 | 2 | 14 |
| | Obliterating Handgun I.D. (35-47-2-18) | | - | 1 | - | 2 |
| | Operating Vehicle Intoxicated/Death (9-30-5-5) | | 1 | 1 | 1 | 3 |
| | Operating Vehicle Intoxicated/Injury (9-30-5-4) | | - | - | - | 2 |
| | Operating Vehicle w/Lifetime Suspension (9-30-10-17) | | 2 | 16 | 3 | 29 |
| | Operating Vehicle-Habitual Violation (9-30-10-16) | | - | - | - | 1 |
| | Possession Methamphetamine (35-48-4-6.1) | | - | - | - | 1 |
| | Possession of Cocaine or Narcotic Drug (35-48-4-6) | | 2 | 11 | 2 | 20 |
| | Possession of Controlled Substance (35-48-4-7) | | 2 | 3 | 4 | 4 |
| | Possession of Marijuana (35-48-4-11) | | - | 1 | - | 1 |
| | Possession of Precursors (35-48-4-14.5) | | 1 | 3 | 1 | 6 |
| | Promoting Prostitution (35-45-4-4) | | 1 | - | 1 | - |
| | Reckless Homicide (35-42-1-5) | | - | - | 1 | - |
| | Resisting Law Enforcement (35-44.1-3-1) | | - | - | - | 2 |
| | Robbery (35-42-5-1) | | 1 | 10 | 1 | 25 |
| | Sexual Misconduct with a Minor (35-42-4-9) | | 1 | 7 | 1 | 19 |
| | Stalking (35-45-10-5) | | - | - | - | 1 |
| | Theft, Receiving Stolen Property (35-43-4-2) | | 1 | - | 2 | 2 |
| | Trafficking with an Inmate (35-44-3-9) | | 2 | 2 | 4 | 3 |
| | Welfare Fraud (35-43-5-7) | | 1 | 2 | 2 | 2 |
| C Felony Total | | | 55 | 233 | 91 | 460 |

| Felony Level | Primary Offense | Secondary Offense | Feb-15 | | This Calendar Year | |
|----------------|---------------------------------------------------------|-------------------|--------|-----|--------------------|------|
| | | | SEX | | SEX | |
| | | | F | M | F | M |
| D Felony | Auto Theft, Receiving Stolen Parts (35-43-4-2.5) | | 1 | 13 | 2 | 28 |
| | Battery (35-42-2-1) | | 4 | 5 | 8 | 12 |
| | Battery by Bodily Waste (35-42-2-6) | | 1 | 1 | 1 | 1 |
| | Check Fraud (35-43-5-12) | | - | 1 | 2 | 5 |
| | Child Pornography (35-42-4-4) | | - | 1 | - | 1 |
| | Child Seduction (35-42-4-7) | | - | 4 | - | 4 |
| | Controlled Substance Registration (35-48-4-14) | | 1 | - | 2 | 3 |
| | Criminal Confinement (35-42-3-3) | | - | 7 | - | 11 |
| | Criminal Gang Activity (35-45-9-3) | | 1 | 3 | 1 | 3 |
| | Criminal Mischief (35-43-1-2) | | - | 1 | - | 3 |
| | Criminal Recklessness (35-42-2-2) | | - | 8 | 1 | 21 |
| | Criminal Trespass (35-43-2-2) | | - | 1 | 2 | 4 |
| | Dealing Counterfeit Substance (35-48-4-5) | | 1 | 1 | 1 | 4 |
| | Dealing Marijuana, Hash Oil, or Hashish (35-48-4-10) | | 2 | 5 | 3 | 6 |
| | Dealing Subs. Represent as Cntrld Subs. (35-48-4-4.5) | | - | 2 | - | 7 |
| | Dissemination of Matter Harmful to Minor (35-49-3-3) | | 1 | - | 1 | - |
| | Domestic Battery (35-42-2-1.3) | | - | 12 | - | 25 |
| | Driving While Suspended/Oper Veh HTV (9-30-10-16) | | 2 | 12 | 4 | 24 |
| | Dump Controlled Substance Waste (38-48-4-4.1) | | - | 1 | - | 1 |
| | Failure to Appear (35-44-3-6) | | 2 | - | 2 | 1 |
| | Failure to Register as a Sex Offender (11-8-8-17) | | - | 6 | - | 16 |
| | Failure to Return to Lawful Detention (35-44-3-5) | | 3 | 12 | 3 | 28 |
| | Forgery, Counterfeit (35-43-5-2) | | - | 2 | 6 | 2 |
| | Fraud (35-43-5-4) | | - | 4 | 2 | 6 |
| | HIGHWAY WORK ZONE VIOLATION (9-21-8-56(F)) | | - | 1 | - | 1 |
| | Handgun Violation (35-47-2-1) | | - | - | - | 1 |
| | Identity Deception (35-43-5-3.5) | | - | 1 | - | 3 |
| | Intimidation (35-45-2-1) | | - | 8 | - | 13 |
| | Invasion of Privacy (35-46-1-15.1) | | - | 2 | - | 5 |
| | Involuntary Manslaughter (35-42-1-4) | | 1 | - | 1 | - |
| | Legend Drug Deception (35-43-10-3) | | 1 | - | 1 | - |
| | Maintaining a Common Nuisance (35-48-4-13) | | 8 | 11 | 13 | 22 |
| | Neglect of a Dependent (35-46-1-4) | | 6 | 3 | 12 | 6 |
| | Non-Support of a Child (35-46-1-5) | | 1 | 7 | 1 | 14 |
| | Obstruction of Justice (35-44-3-4) | | - | 1 | 1 | 1 |
| | Operating Vehicle Intox-Prior (9-30-5-3) | | 10 | 44 | 22 | 78 |
| | Operating Vehicle Intoxicated-Contrld Sub (9-30-5-1) | | 1 | 6 | 1 | 6 |
| | Operating Vehicle Intoxicated-Endanger (9-30-5-2) | | 1 | 9 | 4 | 15 |
| | Operating Vehicle Intoxicated-Serious Injury (9-30-5-4) | | 1 | - | 1 | 2 |
| | PRACTICING DENTISTRY WITHOUT A LICENSE (25-14-1-25) | | - | - | 1 | - |
| | Pointing a Firearm (35-47-4-3) | | - | 2 | - | 5 |
| | Poss. of Marijuana, Hash Oil, or Hashish (35-48-4-11) | | - | 18 | 1 | 48 |
| | Possession - Syringe/Needle (16-42-19-18) | | 7 | 6 | 11 | 14 |
| | Possession of Cocaine or Narcotic Drug (35-48-4-6) | | 5 | 21 | 13 | 41 |
| | Possession of Controlled Substance (35-48-4-7) | | 14 | 29 | 24 | 67 |
| | Possession of Methamp Subst Tax (6-7-3-11-B) | | - | - | - | 2 |
| | Possession of Methamphetamine (35-48-4-6.1) | | 4 | 25 | 15 | 50 |
| | Possession of Paraphernalia (35-48-4-8.3) | | - | 3 | 1 | 6 |
| | Possession of Precursors (35-48-4-14.5) | | 1 | 10 | 5 | 24 |
| | Possession of Presc/Aleg Drug (35-48-3-9) | | - | 1 | - | 1 |
| | Possession/Use of Legend Drug (16-42-19-13) | | 1 | 1 | 2 | 5 |
| | Prescription Fraud (35-43-5-1) | | - | 1 | 1 | 2 |
| | Prostitution (35-45-4-2) | | 2 | - | 3 | - |
| | Residential Entry (35-43-2-1.5) | | 2 | 10 | 2 | 22 |
| | Resisting Law Enforcement (35-44-3-3) | | - | 23 | 3 | 53 |
| | Sexual Battery (35-42-4-8) | | - | 2 | - | 8 |
| | Sexual Misconduct with a Minor (35-42-4-9) | | - | 1 | - | 2 |
| | Stalking (35-45-10-5) | | - | - | - | 1 |
| | Strangulation (35-42-2-9) | | 1 | 9 | 1 | 15 |
| | Synthetic ID Deception (35-43-5-3.8) | | - | - | - | 1 |
| | Theft, Receiving Stolen Property (35-43-4-2) | | 55 | 133 | 92 | 269 |
| | Violation-1935 Firearms (35-47-5-4.1) | | - | 1 | - | 1 |
| | Welfare Fraud (35-43-5-7) | | - | - | 1 | - |
| D Felony Total | | | 141 | 491 | 274 | 1020 |

(15.3)

| Felony Level | Primary Offense | Secondary Offense | Feb-15 | | This Calendar Year | |
|-----------------------------|-----------------------------|-------------------|----------|----------|--------------------|----------|
| | | | SEX | | SEX | |
| | | | F | M | F | M |
| Level 1 Felony | Burglary (35-43-2-1) | | 1 | - | 1 | - |
| | Child Molesting (35-42-4-3) | | - | 2 | - | 2 |
| | Rape (35-42-4-1) | | - | - | - | 2 |
| Level 1 Felony Total | | | 1 | 2 | 1 | 4 |

| Felony Level | Primary Offense | Secondary Offense | Feb-15 | | This Calendar Year | |
|-----------------------------|----------------------------------------------|---------------------------------------|----------|----------|--------------------|----------|
| | | | SEX | | SEX | |
| | | | F | M | F | M |
| Level 2 Felony | Conspiracy (35-41-5-2) | Dealing Methamphetamine (35-48-4-1.1) | - | 1 | - | 1 |
| | Dealing Cocaine or Narcotic Drug (35-48-4-1) | | - | 3 | - | 3 |
| | Dealing Methamphetamine (35-48-4-1.1) | | 1 | 2 | 1 | 3 |
| | Robbery (35-42-5-1) | | 1 | 2 | 1 | 2 |
| | Voluntary Manslaughter (35-42-1-3) | | 1 | - | 1 | - |
| Level 2 Felony Total | | | 3 | 8 | 3 | 9 |

| Felony Level | Primary Offense | Secondary Offense | Feb-15 | | This Calendar Year | |
|-----------------------------|------------------------------------------|-------------------|----------|-----------|--------------------|-----------|
| | | | SEX | | SEX | |
| | | | F | M | F | M |
| Level 3 Felony | Aggravated Battery (35-42-2-1.5) | | - | 3 | - | 4 |
| | Attempt to Commit a Felony (35-41-5-1) | Rape (35-42-4-1) | - | 1 | - | 1 |
| | Battery (35-42-2-1) | | - | 3 | - | 3 |
| | Criminal Confinement (35-42-3-3) | | 2 | 1 | 2 | 1 |
| | Dealing Methamphetamine (35-48-4-1.1) | | - | 1 | - | 1 |
| | Neglect of a Dependent/Death (35-46-1-4) | | - | 2 | - | 2 |
| | Robbery (35-42-5-1) | | - | 23 | - | 31 |
| Level 3 Felony Total | | | 2 | 34 | 2 | 43 |

| Felony Level | Primary Offense | Secondary Offense | Feb-15 | | This Calendar Year | |
|-----------------------------|----------------------------------------------------|--------------------|----------|-----------|--------------------|-----------|
| | | | SEX | | SEX | |
| | | | F | M | F | M |
| Level 4 Felony | BURGLARY 35-43-2-1 | | - | 19 | - | 28 |
| | Conspiracy (35-41-5-2) | BURGLARY 35-43-2-1 | 1 | - | 1 | - |
| | Dealing Cocaine or Narcotic Drug (35-48-4-1) | | - | 3 | - | 5 |
| | Dealing Methamphetamine (35-48-4-1.1) | | 1 | 2 | 2 | 4 |
| | Felon in Possession of a Firearm (35-47-4-5) | | - | 7 | - | 12 |
| | Possession of Cocaine or Narcotic Drug (35-48-4-6) | | - | - | - | 1 |
| | Sexual Misconduct with a Minor (35-42-4-9) | | - | - | - | 1 |
| Level 4 Felony Total | | | 2 | 31 | 3 | 51 |

(15.4)

| Felony Level | Primary Offense | Secondary Offense | Feb-15 | | This Calendar Year | |
|----------------------|----------------------------------------------------|---------------------|--------|----|--------------------|-----|
| | | | SEX | | SEX | |
| | | | F | M | F | M |
| Level 5 Felony | ASSISTING A CRIMINAL (35-44.1-2-5) | | - | 1 | - | 1 |
| | Aiding, Inducing or Causing an Offense (35-41-2-4) | Robbery (35-42-5-1) | - | 1 | - | 1 |
| | Attempt to Commit a Felony (35-41-5-1) | BURGLARY 35-43-2-1 | - | 6 | - | 6 |
| | | Robbery (35-42-5-1) | - | 1 | - | 2 |
| | BATTERY 35-42-2-1 | | - | 12 | 1 | 17 |
| | BURGLARY 35-43-2-1 | | - | 8 | - | 12 |
| | CRIMINAL CONFINEMENT 35-42-3-3 | | - | 1 | - | 1 |
| | Controlled Substance Registration (35-48-4-14) | | - | 1 | - | 1 |
| | Corrupt Business Influence (35-45-6-2) | | - | - | - | 2 |
| | Criminal Recklessness (35-42-2-2) | | - | 3 | - | 4 |
| | DEALING IN METHAMPHETAMINE 35-48-4-1.1 | | 1 | 8 | 1 | 10 |
| | Dealing Cocaine or Narcotic Drug (35-48-4-1) | | 1 | - | 1 | - |
| | Dealing Methamphetamine 35-48-4-1.1 | | - | 1 | 1 | 2 |
| | ESCAPE 35-44.1-3-4 | | - | 2 | - | 2 |
| | Failure to Register as a Sex Offender (11-8-8-17) | | - | 5 | - | 7 |
| | Firearm w/in One Mile of School (35-47-2-1) | | - | 9 | - | 15 |
| | Fraud on Financial Institution (35-43-5-8) | | - | 1 | - | 2 |
| | Intimidation (35-45-2-1) | | - | - | - | 1 |
| | Neglect of a Dependent/Death (35-46-1-4) | | - | 2 | - | 3 |
| | OP VEH AFT LIFE SUSP 9-30-10-17 | | 1 | 7 | 2 | 10 |
| | Operating Vehicle Intoxicated/Death (9-30-5-5) | | - | 2 | - | 2 |
| | Possession of Cocaine or Narcotic Drug 35-48-4-6 | | - | 1 | - | 2 |
| | Remove/Alter Original VIN # (9-18-8-12) | | - | - | - | 1 |
| | Resisting Law Enforcement (35-44.1-3-1) | | - | - | 1 | - |
| | Robbery (35-42-5-1) | | - | 7 | - | 10 |
| | Sexual Misconduct with a Minor (35-42-4-9) | | - | 4 | - | 4 |
| | Stalking (35-45-10-5) | | - | - | - | 1 |
| | TRAFFICKING WITH AN INMATE (35-44.1-3-5) | | 1 | 2 | 1 | 2 |
| Level 5 Felony Total | | | 4 | 85 | 8 | 121 |

(15.5)

| Felony Level | Primary Offense | Secondary Offense | Feb-15 | | This Calendar Year | |
|----------------------|-----------------------------------------------------------|----------------------------------------------|--------|-----|--------------------|-----|
| | | | SEX | | SEX | |
| | | | F | M | F | M |
| Level 6 Felony | AIDING IN MANUFACTURE OF SCH II CONT SUB 35-48-4-2 | | - | 1 | - | 1 |
| | Aiding, Inducing or Causing an Offense (35-41-2-4) | Insurance Fraud (35-43-5-4.5) | - | - | 1 | - |
| | Auto Theft, Receiving Stolen Parts 35-43-4-2.5 | | 1 | 5 | 2 | 9 |
| | BATTERY 35-42-2-1 | | - | 5 | 1 | 7 |
| | CRIMINAL CONFINEMENT 35-42-3-3 | | - | 5 | - | 11 |
| | CRIMINAL RECKLESSNES 35-42-2-2 | | - | 3 | - | 5 |
| | CRIMINAL TRESPASS 35-43-2-2 | | - | - | 1 | - |
| | Conspiracy (35-41-5-2) | Theft, Receiving Stolen Property (35-43-4-2) | 1 | - | 1 | - |
| | Controlled Substance Registration (35-48-4-14) | | - | - | - | 1 |
| | Criminal Confinement (35-42-3-3) | | - | 1 | - | 2 |
| | DUMPING CONTROLLED SUBSTANCE WASTE (35-48-4-4.1) | | - | 1 | - | 1 |
| | Dealing Marijuana, Hash Oil, or Hashish (35-48-4-10) | | - | 1 | - | 2 |
| | ESCAPE 35-44.1-3-4 | | 4 | 12 | 5 | 21 |
| | FAIL TO REGR SEX OFF 11-8-8-17 | | - | 1 | - | 2 |
| | FAILURE TO APPEAR (35-44.1-2-9) | | - | 1 | - | 2 |
| | FORGERY,COUNTERFEITING,APPLICATION FRAUD 35-43-5-2 | | 1 | 3 | 4 | 6 |
| | INTIMIDATION 35-45-2-1 | | - | 9 | - | 13 |
| | INVASION OF PRIVACY 35-46-1-15.1 | | - | - | - | 3 |
| | Insurance Fraud (35-43-5-4.5) | | - | - | 1 | - |
| | Maintaining Common Nuisance 35-48-4-13 | | - | 3 | - | 4 |
| | Neglect of a Dependent/Death (35-46-1-4) | | - | - | - | 1 |
| | OPER VEHICLE - INTOX - PREV CONVICTION 9-30-5-3 | | 3 | 5 | 4 | 12 |
| | Obstruction of Justice (35-44.1-2-2) | | 1 | - | 1 | - |
| | Operating Vehicle Intoxicated-Contrld Sub (9-30-5-1) | | - | - | - | 1 |
| | Operating Vehicle Intoxicated-Endanger (9-30-5-2) | | 1 | 3 | 1 | 3 |
| | Operating Vehicle Intoxicated/Injury (9-30-5-4) | | - | - | 1 | 1 |
| | Operating Vehicle-Habitual Violation (9-30-10-16) | | - | 3 | - | 5 |
| | POSSESS PRECURSORS 35-48-4-14.5 | | - | 2 | 1 | 5 |
| | POSSESSION OF CHILD PORNOGRAPHY (35-42-4-4(C)) | | - | 1 | - | 1 |
| | POSSESSION OF METHAMPHETAMINE 35-48-4-6.1A | | - | - | - | 8 |
| | POSSESSION OF SYRINGES OR NEEDLES 16-42-19-18 | | - | 4 | - | 5 |
| | POSSESSION OR USE OF LEGEND DRUG 16-42-19-13 | | - | 1 | 1 | 2 |
| | PROSTITUTION 35-45-4-2 | | - | - | 1 | - |
| | Perjury (35-44-2-1) | | - | 1 | - | 1 |
| | Pointing a Firearm (35-47-4-3) | | - | 1 | - | 1 |
| | Possession Sched IV Contrld Sub w/in 1,000 ft (35-48-4-7) | | - | 2 | 2 | 2 |
| | Possession of Cocaine or Narcotic Drug 35-48-4-6 | | - | 9 | - | 11 |
| | Possession of Marijuana (35-48-4-11) | | - | 1 | - | 2 |
| | Possession of Methamphetamine (35-48-4-6.1) | | - | 3 | - | 3 |
| | RESIDENTIAL ENTRY 35-43-2-1.5 | | - | 6 | - | 9 |
| | RESISTING LAW ENFORC 35-44.1-3-1 | | 1 | 11 | 1 | 19 |
| | Sexual Battery (35-42-4-8) | | - | 3 | - | 3 |
| | Strangulation (35-42-2-9) | | - | 3 | - | 4 |
| | Theft, Receiving Stolen Property (35-43-4-2) | | 5 | 25 | 7 | 43 |
| Level 6 Felony Total | | | 18 | 135 | 36 | 232 |

(15.6)

| Felony Level | Primary Offense | Secondary Offense | Feb-15 | | This Calendar Year | |
|--------------------|-----------------------------------------------------|-------------------|--------|---|--------------------|---|
| | | | SEX | | SEX | |
| | | | F | M | F | M |
| Habitual Off | Habitual Offender Controlled Substance (35-50-2-10) | | - | 3 | 1 | 5 |
| Habitual Off Total | | | - | 3 | 1 | 5 |

| Felony Level | Primary Offense | Secondary Offense | Feb-15 | | This Calendar Year | |
|--------------|-----------------|-------------------|--------|------|--------------------|------|
| | | | SEX | | SEX | |
| | | | F | M | F | M |
| Grand Total | | | 288 | 1309 | 528 | 2533 |

Note: Offense data may not be available for all offenders at the time this table was prepared.

Only new commitments and probation violations are reported on this table.

Parole and Community Transition Program violators are excluded on this table.

Source: SAS - all.citations_mso.pgm

(15.7)

Indiana Department of Correction
 Table 12
 Number of New Admissions by Most Serious Offense
 Committed to the Indiana Department of Correction

February 2014

| Felony Level | Primary Offense | Secondary Offense | Feb-15 | | This Calendar Year | |
|-----------------------|----------------------------------------------------|-------------------|--------|----|--------------------|----|
| | | | SEX | | SEX | |
| | | | F | M | F | M |
| A Felony | Burglary (35-43-2-1) | | - | 2 | 1 | 3 |
| | Child Molesting (35-42-4-3) | | - | 6 | - | 14 |
| | Criminal Deviate Conduct (35-42-4-2) | | - | 1 | - | 1 |
| | Dealing Cocaine or Narcotic Drug (35-48-4-1) | | 2 | 8 | 3 | 17 |
| | Dealing Methamphetamine (35-48-4-1.1) | | 1 | 4 | 3 | 6 |
| | Dealing Sched I, II, or III Cntrld Sub (35-48-4-2) | | 1 | 1 | 3 | 3 |
| | Neglect of a Dependent/Death (35-46-1-4) | | 1 | 1 | 1 | 1 |
| | Possession of Methamphetamine (35-48-4-6.1) | | - | - | - | 1 |
| | Robbery (35-42-5-1) | | 1 | 2 | 2 | 4 |
| | Voluntary Manslaughter (35-42-1-3) | | - | 3 | - | 4 |
| A Felony Total | | | 6 | 28 | 13 | 54 |

| Felony Level | Primary Offense | Secondary Offense | Feb-15 | | This Calendar Year | |
|-----------------------|----------------------------------------------------|-------------------|--------|-----|--------------------|-----|
| | | | SEX | | SEX | |
| | | | F | M | F | M |
| B Felony | Aggravated Battery (35-42-2-1.5) | | - | 7 | - | 17 |
| | Arson (35-43-1-1) | | - | 1 | 2 | 5 |
| | Battery (35-42-2-1) | | - | 1 | - | 1 |
| | Battery by Bodily Waste (35-42-2-6) | | - | - | - | 1 |
| | Burglary (35-43-2-1) | | 6 | 51 | 11 | 103 |
| | Carjacking (35-42-5-2) | | - | 2 | - | 4 |
| | Child Molesting (35-42-4-3) | | - | 6 | - | 13 |
| | Criminal Confinement (35-42-3-3) | | - | 3 | - | 7 |
| | Criminal Deviate Conduct (35-42-4-2) | | - | 1 | - | 6 |
| | Dealing Cocaine or Narcotic Drug (35-48-4-1) | | 8 | 32 | 16 | 62 |
| | Dealing Methamphetamine (35-48-4-1.1) | | 12 | 29 | 16 | 52 |
| | Dealing Sched I, II, or III Cntrld Sub (35-48-4-2) | | 10 | 18 | 21 | 37 |
| | Dealing Sched IV Cntrld Sub (35-48-4-3) | | - | 1 | 1 | 1 |
| | Escape/Failure to Return (35-44-3-5) | | - | - | - | 1 |
| | Fail to Stop Accident w/Injury (9-26-1-1) | | - | - | - | 1 |
| | Felon in Possession of a Firearm (35-47-4-5) | | - | 13 | - | 24 |
| | Incest (35-46-1-3) | | - | - | - | 3 |
| | Neglect of a Dependent (35-46-1-4) | | 2 | - | 3 | - |
| | Operating Vehicle Intoxicated/Death (9-30-5-5) | | - | 1 | - | 1 |
| | Possession Methamphetamine (35-48-4-6.1) | | 1 | 5 | 2 | 7 |
| | Possession of Cocaine or Narcotic Drug (35-48-4-6) | | 2 | 4 | 2 | 6 |
| | Rape (35-42-4-1) | | - | 1 | - | 2 |
| | Robbery (35-42-5-1) | | 2 | 25 | 3 | 39 |
| | Sexual Misconduct with a Minor (35-42-4-9) | | - | 5 | - | 12 |
| | Stalking (35-45-10-5) | | - | - | - | 1 |
| B Felony Total | | | 43 | 206 | 77 | 406 |

| Felony Level | Primary Offense | Secondary Offense | Feb-15 | | This Calendar Year | |
|----------------|------------------------------------------------------|-------------------|--------|-----|--------------------|-----|
| | | | SEX | | SEX | |
| | | | F | M | F | M |
| C Felony | Auto Theft, Receiving Stolen Parts (35-43-4-2.5) | | - | 1 | - | 5 |
| | Battery (35-42-2-1) | | 1 | 18 | 3 | 40 |
| | Battery by Bodily Waste (35-42-2-6) | | - | - | 1 | 1 |
| | Burglary (35-43-2-1) | | 4 | 46 | 4 | 77 |
| | Carrying Handgun w/o License (35-47-2-23) | | - | - | - | 4 |
| | Child Molesting (35-42-4-3) | | - | 17 | - | 22 |
| | Child Solicitation (35-42-4-6) | | - | 1 | - | 1 |
| | Controlled Substance Registration (35-48-4-14) | | - | - | 1 | - |
| | Corrupt Business Influence (35-45-6-2) | | 1 | 2 | 4 | 3 |
| | Criminal Confinement (35-42-3-3) | | - | 2 | - | 4 |
| | Criminal Recklessness (35-42-2-2) | | - | - | 1 | 1 |
| | Dangerous Control of a Handgun (35-47-10-6) | | - | 1 | - | 1 |
| | Dealing Marijuana, Hash Oil, or Hashish (35-48-4-10) | | - | 2 | - | 2 |
| | Dealing Sched IV Controlled Substance (35-48-4-3) | | 1 | 1 | 1 | 3 |
| | Dealing/Poss. Look-Alike Subs (35-48-4-4.6) | | - | 1 | - | 3 |
| | Escape/Failure to Return (35-44-3-5) | | 1 | - | 2 | 2 |
| | Failure to Register as a Sex Offender (11-8-8-17) | | - | 4 | - | 7 |
| | Failure to Stop Accident/Death (9-26-1-8) | | 1 | 1 | 1 | 2 |
| | Falsifying Info on a Gun Purchase (35-47-2-17) | | - | 1 | - | 1 |
| | Felon in Possession of a Firearm (35-47-4-5) | | - | - | - | 1 |
| | Firearm w/in One Mile of School (35-47-2-1) | | 1 | 4 | 1 | 9 |
| | Forgery (35-43-5-2) | | 8 | 15 | 18 | 37 |
| | Fraud on Financial Institution (35-43-5-8) | | - | 2 | - | 5 |
| | Handgun Violation (35-47-2-7) | | - | 1 | - | 1 |
| | Incest (35-46-1-3) | | - | - | - | 1 |
| | Intimidation (35-45-2-1) | | - | 3 | - | 7 |
| | Neglect of a Dependent (35-46-1-4) | | 5 | 1 | 5 | 2 |
| | Non-Support of Dependent Child (35-46-1-5) | | 2 | 8 | 2 | 14 |
| | Obliterating Handgun I.D. (35-47-2-18) | | - | 1 | - | 2 |
| | Operating Vehicle Intoxicated/Death (9-30-5-5) | | 1 | 1 | 1 | 3 |
| | Operating Vehicle Intoxicated/Injury (9-30-5-4) | | - | - | - | 1 |
| | Operating Vehicle w/Lifetime Suspension (9-30-10-17) | | 2 | 15 | 3 | 27 |
| | Possession Methamphetamine (35-48-4-6.1) | | - | - | - | 1 |
| | Possession of Cocaine or Narcotic Drug (35-48-4-6) | | 1 | 10 | 1 | 15 |
| | Possession of Controlled Substance (35-48-4-7) | | 2 | 2 | 3 | 3 |
| | Possession of Marijuana (35-48-4-11) | | - | 1 | - | 1 |
| | Possession of Precursors (35-48-4-14.5) | | 1 | 3 | 1 | 5 |
| | Promoting Prostitution (35-45-4-4) | | 1 | - | 1 | - |
| | Reckless Homicide (35-42-1-5) | | - | - | 1 | - |
| | Resisting Law Enforcement (35-44.1-3-1) | | - | - | - | 1 |
| | Robbery (35-42-5-1) | | 1 | 6 | 1 | 17 |
| | Sexual Misconduct with a Minor (35-42-4-9) | | 1 | 5 | 1 | 14 |
| | Stalking (35-45-10-5) | | - | - | - | 1 |
| | Theft, Receiving Stolen Property (35-43-4-2) | | 1 | - | 2 | 2 |
| | Trafficking with an Inmate (35-44-3-9) | | 1 | 2 | 3 | 3 |
| | Welfare Fraud (35-43-5-7) | | 1 | 2 | 1 | 2 |
| C Felony Total | | | 38 | 180 | 63 | 354 |

| Felony Level | Primary Offense | Secondary Offense | Feb-15 | | This Calendar Year | |
|----------------|---------------------------------------------------------|-------------------|--------|-----|--------------------|-----|
| | | | SEX | | SEX | |
| | | | F | M | F | M |
| D Felony | Auto Theft, Receiving Stolen Parts (35-43-4-2.5) | | 1 | 8 | 2 | 16 |
| | Battery (35-42-2-1) | | 1 | 2 | 4 | 5 |
| | Battery by Bodily Waste (35-42-2-6) | | - | 1 | - | 1 |
| | Check Fraud (35-43-5-12) | | - | 1 | 2 | 5 |
| | Child Pornography (35-42-4-4) | | - | 1 | - | 1 |
| | Controlled Substance Registration (35-48-4-14) | | 1 | - | 2 | 1 |
| | Criminal Confinement (35-42-3-3) | | - | 4 | - | 8 |
| | Criminal Gang Activity (35-45-9-3) | | 1 | 1 | 1 | 1 |
| | Criminal Mischief (35-43-1-2) | | - | - | - | 1 |
| | Criminal Recklessness (35-42-2-2) | | - | 6 | 1 | 17 |
| | Criminal Trespass (35-43-2-2) | | - | 1 | 1 | 3 |
| | Dealing Counterfeit Substance (35-48-4-5) | | 1 | - | 1 | - |
| | Dealing Marijuana, Hash Oil, or Hashish (35-48-4-10) | | 1 | 3 | 2 | 3 |
| | Dealing Subs. Represent as Cntrld Subs. (35-48-4-4.5) | | - | - | - | 2 |
| | Dissemination of Matter Harmful to Minor (35-49-3-3) | | 1 | - | 1 | - |
| | Domestic Battery (35-42-2-1.3) | | - | 9 | - | 19 |
| | Driving While Suspended/Oper Veh HTV (9-30-10-16) | | 1 | 10 | 2 | 17 |
| | Failure to Register as a Sex Offender (11-8-8-17) | | - | 4 | - | 9 |
| | Failure to Return to Lawful Detention (35-44-3-5) | | 3 | 7 | 3 | 14 |
| | Forgery, Counterfeit (35-43-5-2) | | - | 2 | 3 | 2 |
| | Fraud (35-43-5-4) | | - | 4 | - | 5 |
| | HIGHWAY WORK ZONE VIOLATION (9-21-8-56(F)) | | - | 1 | - | 1 |
| | Handgun Violation (35-47-2-1) | | - | - | - | 1 |
| | Identity Deception (35-43-5-3.5) | | - | - | - | 1 |
| | Intimidation (35-45-2-1) | | - | 5 | - | 6 |
| | Invasion of Privacy (35-46-1-15.1) | | - | - | - | 2 |
| | Involuntary Manslaughter (35-42-1-4) | | 1 | - | 1 | - |
| | Maintaining a Common Nuisance (35-48-4-13) | | 4 | 3 | 8 | 9 |
| | Neglect of a Dependent (35-46-1-4) | | 4 | 3 | 7 | 4 |
| | Non-Support of a Child (35-46-1-5) | | 1 | 5 | 1 | 11 |
| | Obstruction of Justice (35-44-3-4) | | - | 1 | - | 1 |
| | Operating Vehicle Intox-Prior (9-30-5-3) | | 8 | 31 | 15 | 51 |
| | Operating Vehicle Intoxicated-Contrld Sub (9-30-5-1) | | - | 5 | - | 5 |
| | Operating Vehicle Intoxicated-Endanger (9-30-5-2) | | 1 | 6 | 3 | 10 |
| | Operating Vehicle Intoxicated-Serious Injury (9-30-5-4) | | - | - | - | 1 |
| | Pointing a Firearm (35-47-4-3) | | - | - | - | 1 |
| | Poss. of Marijuana, Hash Oil, or Hashish (35-48-4-11) | | - | 14 | 1 | 36 |
| | Possession - Syringe/Needle (16-42-19-18) | | 4 | 4 | 6 | 7 |
| | Possession of Cocaine or Narcotic Drug (35-48-4-6) | | 4 | 8 | 10 | 22 |
| | Possession of Controlled Substance (35-48-4-7) | | 11 | 21 | 19 | 46 |
| | Possession of Methamp Subst Tax (6-7-3-11-B) | | - | - | - | 1 |
| | Possession of Methamphetamine (35-48-4-6.1) | | 3 | 18 | 8 | 35 |
| | Possession of Paraphernalia (35-48-4-8.3) | | - | 1 | 1 | 4 |
| | Possession of Precursors (35-48-4-14.5) | | 1 | 4 | 5 | 14 |
| | Possession/Use of Legend Drug (16-42-19-13) | | 1 | - | 1 | 2 |
| | Prescription Fraud (35-43-5-1) | | - | - | - | 1 |
| | Prostitution (35-45-4-2) | | 2 | - | 3 | - |
| | Residential Entry (35-43-2-1.5) | | - | 7 | - | 14 |
| | Resisting Law Enforcement (35-44-3-3) | | - | 9 | 2 | 21 |
| | Sexual Battery (35-42-4-8) | | - | 2 | - | 6 |
| | Sexual Misconduct with a Minor (35-42-4-9) | | - | 1 | - | 2 |
| | Stalking (35-45-10-5) | | - | - | - | 1 |
| | Strangulation (35-42-2-9) | | 1 | 5 | 1 | 10 |
| | Synthetic ID Deception (35-43-5-3.8) | | - | - | - | 1 |
| | Theft, Receiving Stolen Property (35-43-4-2) | | 39 | 79 | 61 | 175 |
| | Welfare Fraud (35-43-5-7) | | - | - | 1 | - |
| D Felony Total | | | 96 | 297 | 179 | 632 |

| Felony Level | Primary Offense | Secondary Offense | Feb-15 | | This Calendar Year | |
|----------------------|-----------------------------|-------------------|--------|---|--------------------|---|
| | | | SEX | | SEX | |
| | | | F | M | F | M |
| Level 1 Felony | Burglary (35-43-2-1) | | 1 | - | 1 | - |
| | Child Molesting (35-42-4-3) | | - | 2 | - | 2 |
| | Rape (35-42-4-1) | | - | - | - | 1 |
| Level 1 Felony Total | | | 1 | 2 | 1 | 3 |

| Felony Level | Primary Offense | Secondary Offense | Jan-15 | | This Calendar Year | |
|----------------------|----------------------------------------------|---------------------------------------|--------|---|--------------------|---|
| | | | SEX | | SEX | |
| | | | F | M | F | M |
| Level 2 Felony | Conspiracy (35-41-5-2) | Dealing Methamphetamine (35-48-4-1.1) | - | 1 | - | 1 |
| | Dealing Cocaine or Narcotic Drug (35-48-4-1) | | - | 3 | - | 3 |
| | Dealing Methamphetamine (35-48-4-1.1) | | 1 | 2 | 1 | 3 |
| | Robbery (35-42-5-1) | | - | 1 | - | 1 |
| | Voluntary Manslaughter (35-42-1-3) | | 1 | - | 1 | - |
| Level 2 Felony Total | | | 2 | 7 | 2 | 8 |

| Felony Level | Primary Offense | Secondary Offense | Feb-15 | | This Calendar Year | |
|----------------------|------------------------------------------|-------------------|--------|----|--------------------|----|
| | | | SEX | | SEX | |
| | | | F | M | F | M |
| Level 3 Felony | Aggravated Battery (35-42-2-1.5) | | - | 3 | - | 4 |
| | Attempt to Commit a Felony (35-41-5-1) | Rape (35-42-4-1) | - | 1 | - | 1 |
| | Battery (35-42-2-1) | | - | 2 | - | 2 |
| | Criminal Confinement (35-42-3-3) | | 1 | 1 | 1 | 1 |
| | Neglect of a Dependent/Death (35-46-1-4) | | - | 1 | - | 1 |
| | Robbery (35-42-5-1) | | - | 14 | - | 19 |
| Level 3 Felony Total | | | 1 | 22 | 1 | 28 |

| Felony Level | Primary Offense | Secondary Offense | Feb-15 | | This Calendar Year | |
|----------------------|----------------------------------------------------|--------------------|--------|----|--------------------|----|
| | | | SEX | | SEX | |
| | | | F | M | F | M |
| Level 4 Felony | BURGLARY 35-43-2-1 | | - | 12 | - | 18 |
| | Conspiracy (35-41-5-2) | BURGLARY 35-43-2-1 | 1 | - | 1 | - |
| | Dealing Cocaine or Narcotic Drug (35-48-4-1) | | - | 2 | - | 4 |
| | Dealing Methamphetamine (35-48-4-1.1) | | 1 | 1 | 2 | 3 |
| | Felon in Possession of a Firearm (35-47-4-5) | | - | 7 | - | 11 |
| | Possession of Cocaine or Narcotic Drug (35-48-4-6) | | - | - | - | 1 |
| | Sexual Misconduct with a Minor (35-42-4-9) | | - | - | - | 1 |
| Level 4 Felony Total | | | 2 | 22 | 3 | 38 |

| Felony Level | Primary Offense | Secondary Offense | Feb-15 | | This Calendar Year | |
|----------------------|----------------------------------------------------|---------------------|--------|----|--------------------|----|
| | | | SEX | | SEX | |
| | | | F | M | F | M |
| Level 5 Felony | ASSISTING A CRIMINAL (35-44.1-2-5) | | - | 1 | - | 1 |
| | Aiding, Inducing or Causing an Offense (35-41-2-4) | Robbery (35-42-5-1) | - | 1 | - | 1 |
| | Attempt to Commit a Felony (35-41-5-1) | BURGLARY 35-43-2-1 | - | 1 | - | 1 |
| | | Robbery (35-42-5-1) | - | 1 | - | 2 |
| | BATTERY 35-42-2-1 | | - | 9 | 1 | 13 |
| | BURGLARY 35-43-2-1 | | - | 5 | - | 9 |
| | CRIMINAL CONFINEMENT 35-42-3-3 | | - | 1 | - | 1 |
| | Controlled Substance Registration (35-48-4-14) | | - | 1 | - | 1 |
| | Corrupt Business Influence (35-45-6-2) | | - | - | - | 2 |
| | Criminal Recklessness (35-42-2-2) | | - | 2 | - | 3 |
| | DEALING IN METHAMPHETAMINE 35-48-4-1.1 | | 1 | 8 | 1 | 10 |
| | Dealing Cocaine or Narcotic Drug (35-48-4-1) | | 1 | - | 1 | - |
| | Dealing Methamphetamine 35-48-4-1.1 | | - | 1 | 1 | 2 |
| | ESCAPE 35-44.1-3-4 | | - | 2 | - | 2 |
| | Failure to Register as a Sex Offender (11-8-8-17) | | - | 5 | - | 7 |
| | Firearm w/in One Mile of School (35-47-2-1) | | - | 8 | - | 13 |
| | Fraud on Financial Institution (35-43-5-8) | | - | 1 | - | 2 |
| | Intimidation (35-45-2-1) | | - | - | - | 1 |
| | Neglect of a Dependent/Death (35-46-1-4) | | - | - | - | 1 |
| | OP VEH AFT LIFE SUSP 9-30-10-17 | | 1 | 7 | 2 | 10 |
| | Operating Vehicle Intoxicated/Death (9-30-5-5) | | - | 1 | - | 1 |
| | Possession of Cocaine or Narcotic Drug 35-48-4-6 | | - | 1 | - | 2 |
| | Remove/Alter Original VIN # (9-18-8-12) | | - | - | - | 1 |
| | Resisting Law Enforcement (35-44.1-3-1) | | - | - | 1 | - |
| | Robbery (35-42-5-1) | | - | 5 | - | 8 |
| | Sexual Misconduct with a Minor (35-42-4-9) | | - | 3 | - | 3 |
| | Stalking (35-45-10-5) | | - | - | - | 1 |
| | TRAFFICKING WITH AN INMATE (35-44.1-3-5) | | 1 | 1 | 1 | 1 |
| Level 5 Felony Total | | | 4 | 65 | 8 | 99 |

(16.5)

| Felony Level | Primary Offense | Secondary Offense | Feb-15 | | This Calendar Year | |
|----------------------|-----------------------------------------------------------|----------------------------------------------|--------|----|--------------------|-----|
| | | | SEX | | SEX | |
| | | | F | M | F | M |
| Level 6 Felony | AIDING IN MANUFACTURE OF SCH II CONT SUB 35-48-4-2 | | - | 1 | - | 1 |
| | Auto Theft, Receiving Stolen Parts 35-43-4-2.5 | | 1 | 4 | 2 | 7 |
| | BATTERY 35-42-2-1 | | - | 3 | 1 | 4 |
| | CRIMINAL CONFINEMENT 35-42-3-3 | | - | 4 | - | 10 |
| | CRIMINAL RECKLESSNES 35-42-2-2 | | - | 1 | - | 2 |
| | CRIMINAL TRESPASS 35-43-2-2 | | - | - | 1 | - |
| | Conspiracy (35-41-5-2) | Theft, Receiving Stolen Property (35-43-4-2) | 1 | - | 1 | - |
| | Criminal Confinement (35-42-3-3) | | - | - | - | 1 |
| | DUMPING CONTROLLED SUBSTANCE WASTE (35-48-4-4.1) | | - | 1 | - | 1 |
| | Dealing Marijuana, Hash Oil, or Hashish (35-48-4-10) | | - | 1 | - | 1 |
| | ESCAPE 35-44.1-3-4 | | 2 | 5 | 3 | 10 |
| | FAIL TO REGR SEX OFF 11-8-8-17 | | - | 1 | - | 2 |
| | FAILURE TO APPEAR (35-44.1-2-9) | | - | - | - | 1 |
| | FORGERY,COUNTERFEITING,APPLICATION FRAUD 35-43-5-2 | | 1 | 1 | 2 | 3 |
| | INTIMIDATION 35-45-2-1 | | - | 4 | - | 7 |
| | INVASION OF PRIVACY 35-46-1-15.1 | | - | - | - | 2 |
| | Insurance Fraud (35-43-5-4.5) | | - | - | 1 | - |
| | Neglect of a Dependent/Death (35-46-1-4) | | - | - | - | 1 |
| | OPER VEHICLE - INTOX - PREV CONVICTION 9-30-5-3 | | 3 | 3 | 4 | 7 |
| | Obstruction of Justice (35-44.1-2-2) | | 1 | - | 1 | - |
| | Operating Vehicle Intoxicated-Contrld Sub (9-30-5-1) | | - | - | - | 1 |
| | Operating Vehicle Intoxicated-Endanger (9-30-5-2) | | - | 2 | - | 2 |
| | Operating Vehicle Intoxicated/Injury (9-30-5-4) | | - | - | - | 1 |
| | Operating Vehicle-Habitual Violation (9-30-10-16) | | - | 2 | - | 4 |
| | POSSESS PRECURSORS 35-48-4-14.5 | | - | 1 | 1 | 2 |
| | POSSESSION OF METHAMPHETAMINE 35-48-4-6.1A | | - | - | - | 6 |
| | POSSESSION OF SYRINGES OR NEEDLES 16-42-19-18 | | - | 3 | - | 3 |
| | POSSESSION OR USE OF LEGEND DRUG 16-42-19-13 | | - | - | 1 | 1 |
| | PROSTITUTION 35-45-4-2 | | - | - | 1 | - |
| | Possession Sched IV Contrld Sub w/in 1,000 ft (35-48-4-7) | | - | 1 | 1 | 1 |
| | Possession of Cocaine or Narcotic Drug 35-48-4-6 | | - | 6 | - | 6 |
| | Possession of Methamphetamine (35-48-4-6.1) | | - | 3 | - | 3 |
| | RESIDENTIAL ENTRY 35-43-2-1.5 | | - | 4 | - | 5 |
| | RESISTING LAW ENFORC 35-44.1-3-1 | | - | 6 | - | 8 |
| | Strangulation (35-42-2-9) | | - | 3 | - | 4 |
| | Theft, Receiving Stolen Property (35-43-4-2) | | 5 | 17 | 5 | 28 |
| Level 6 Felony Total | | | 14 | 77 | 25 | 135 |

(16.6)

| Felony Level | Primary Offense | Secondary Offense | Feb-15 | | This Calendar Year | |
|---------------------------|-----------------------------------------------------|-------------------|--------|---|--------------------|---|
| | | | SEX | | SEX | |
| | | | F | M | F | M |
| Habitual Off | Habitual Offender (35-50-2-8) | | - | - | - | - |
| | Habitual Offender Controlled Substance (35-50-2-10) | | - | - | - | - |
| Habitual Off Total | | | - | - | - | - |

| Felony Level | Primary Offense | Secondary Offense | Feb-15 | | This Calendar Year | |
|---------------------------|---------------------------|-------------------|--------|---|--------------------|----|
| | | | SEX | | SEX | |
| | | | F | M | F | M |
| Murder (35-42-1-1) | Murder (35-42-1-1) | | 1 | 8 | 2 | 11 |
| Murder Total | | | 1 | 8 | 2 | 11 |

| Felony Level | Primary Offense | Secondary Offense | Feb-15 | | This Calendar Year | |
|--------------------|-----------------|-------------------|--------|-----|--------------------|------|
| | | | SEX | | SEX | |
| | | | F | M | F | M |
| Grand Total | | | 208 | 914 | 374 | 1768 |

Note: Offense data may not be available for all offenders at the time this table was prepared.
Only new commitments and probation violations are reported on this table.
Parole and Community Transition Program violators are excluded on this table.
Source: SAS - all.citations_mso.pgm

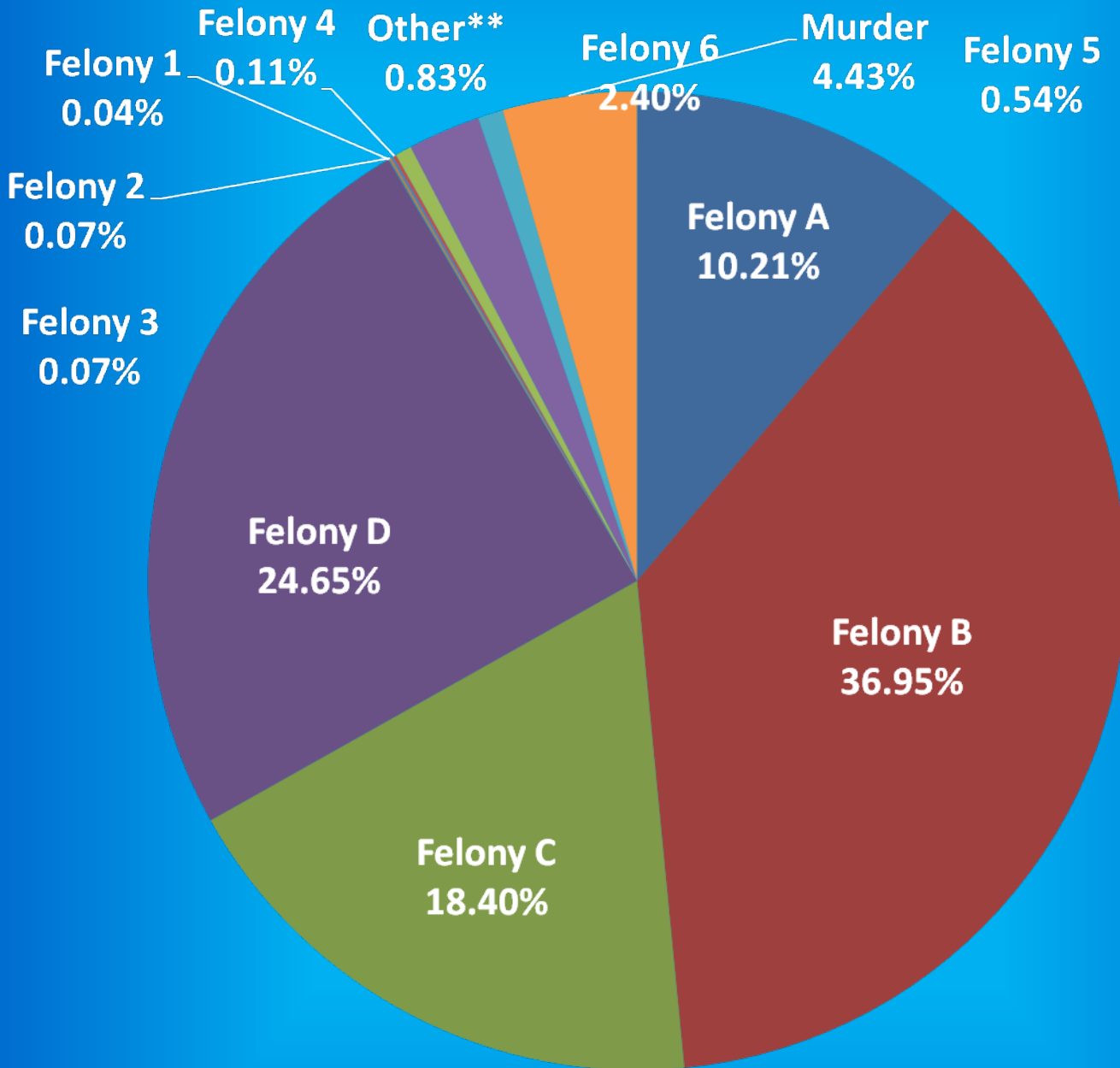
Indiana Department of Correction

Graph A

Female Population by Most Serious Offense Felony Level*

March 02, 2015

N = 2,719



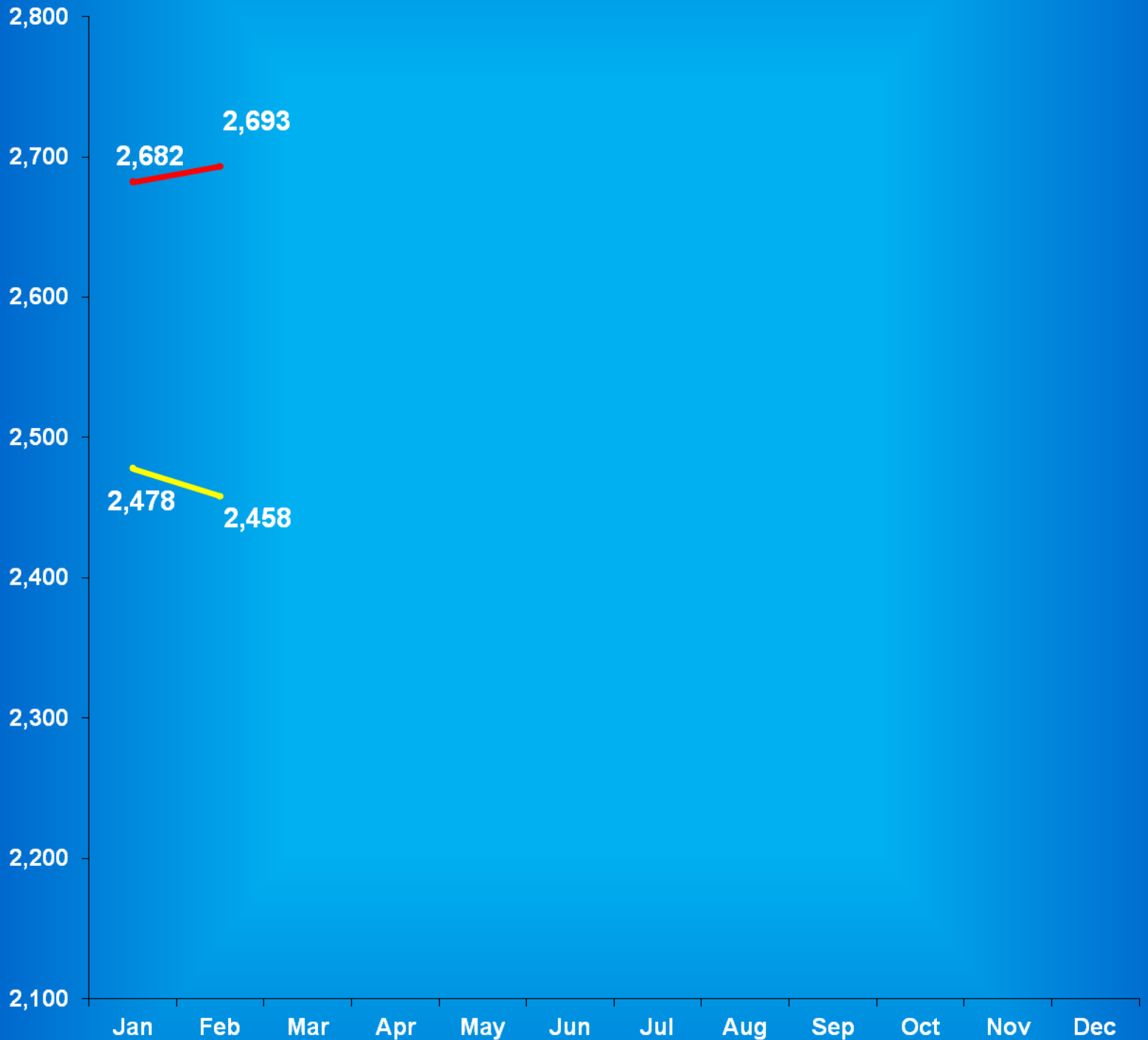
* Includes Offenders Held in County Jails and Contracted Beds

** Other includes Safekeepers, Predispositions, Habitual Offenders, Misdemeanants, and Unknowns

Indiana Department of Correction

Graph B

Average Daily Adult Female Offender Populations
Calendar Year 2015



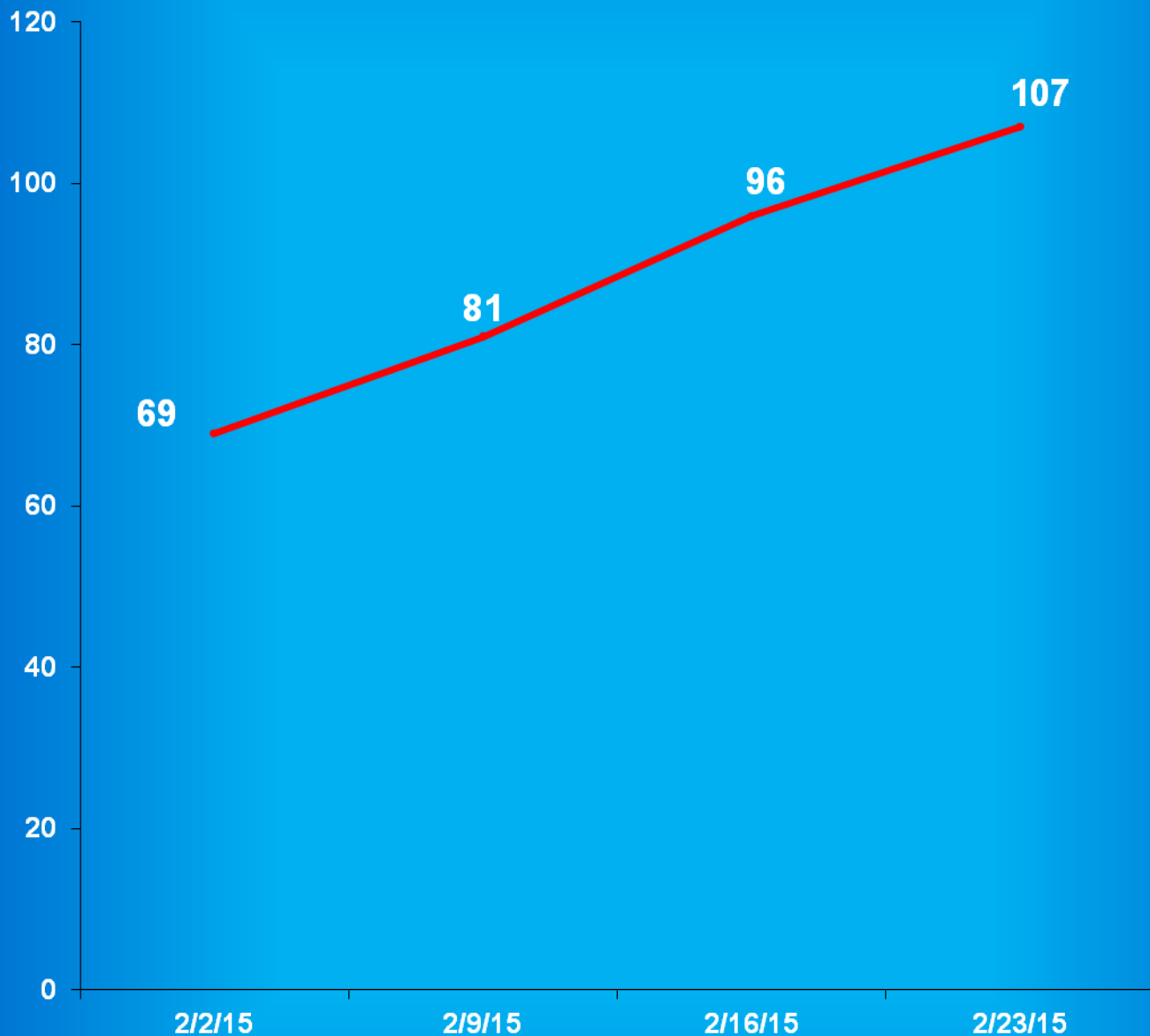
— Includes County Jail/Contract Beds — Excludes County Jail/Contract Beds

Indiana Department of Correction

Graph C

Adult Females Held in County Jails

February 2015



- Offenders held in county jails are newly sentenced offenders with completed court documents who are awaiting transfer to a DOC facility.

- Jail counts are a dynamic number that are affected by a variety of factors, including; sentencing trends, available DOC beds, and intake process completion.

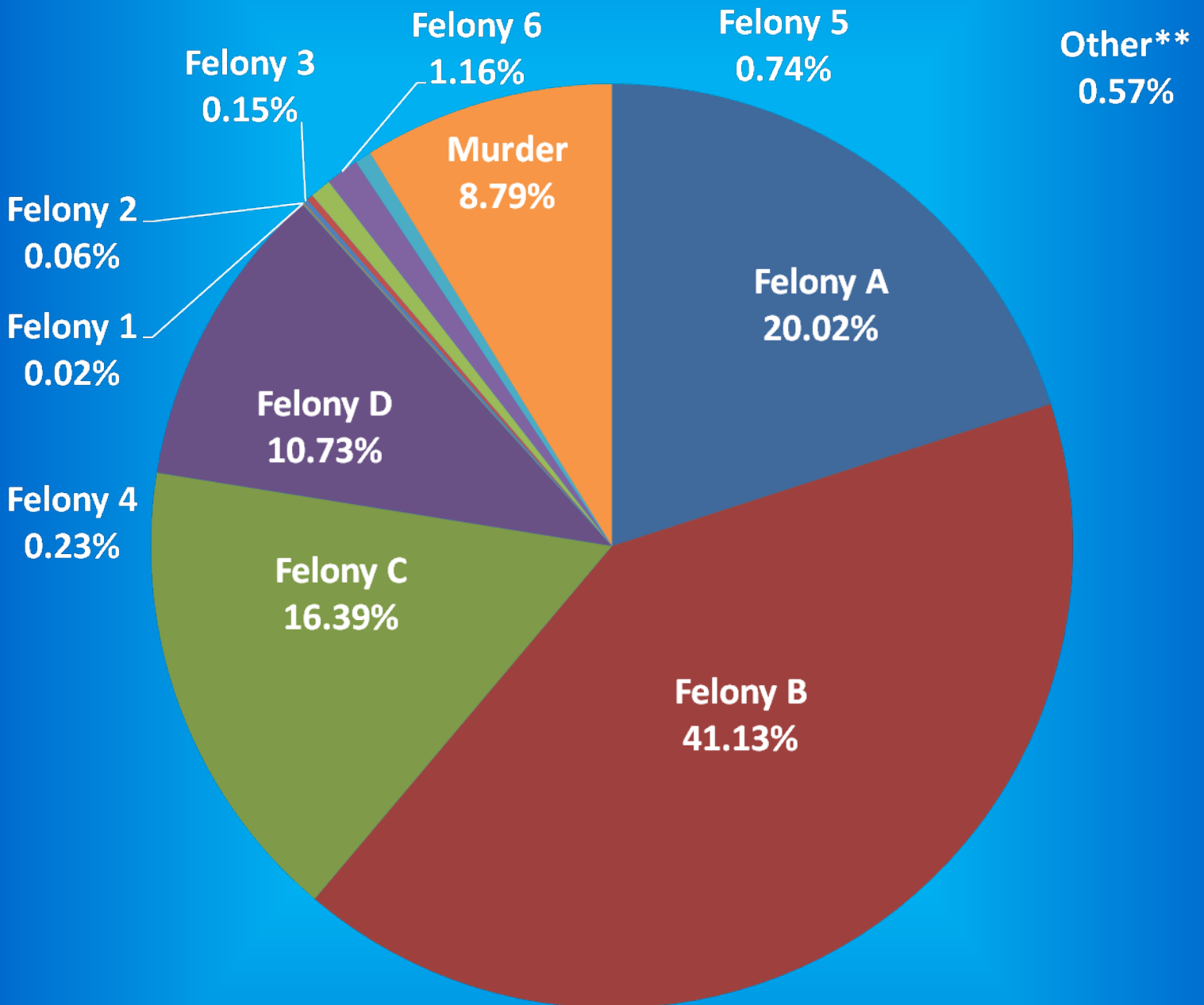
Indiana Department of Correction

Graph D

Male Population by Most Serious Offense Felony Level*

March 02, 2015

N = 25,799



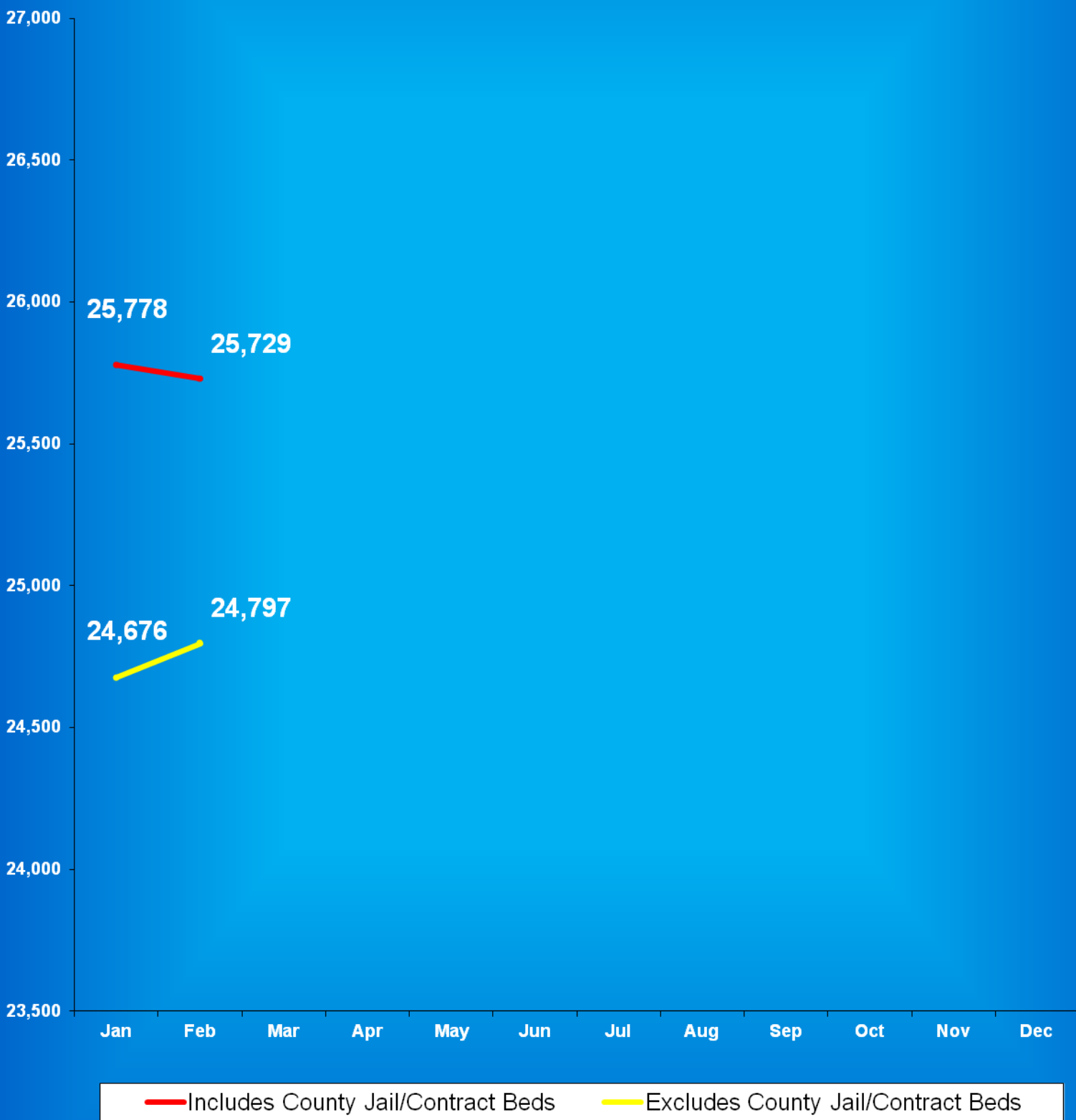
• Includes Offenders Held in County Jails and Contracted Beds

** Other includes Safekeepers, Predispositions, Habitual Offenders, Misdemeanants, and Unknowns

Indiana Department of Correction

Graph E

Average Daily Adult Male Offender Populations Calendar Year 2015

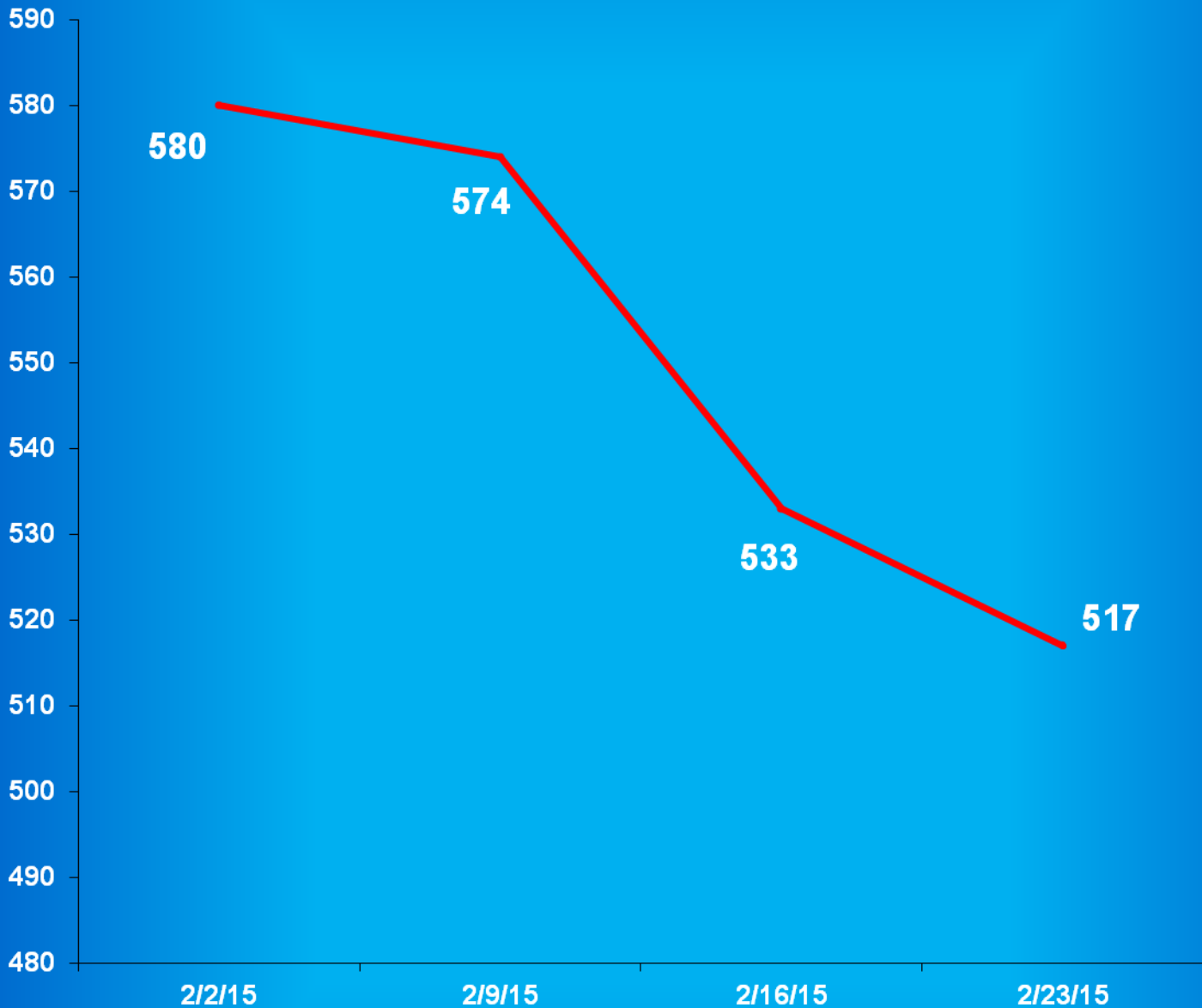


Indiana Department of Correction

Graph F

Adult Males Held in County Jails

January 2015



- Offenders held in county jails are newly sentenced offenders with completed court documents who are awaiting transfer to a DOC facility.

- Jail counts are a dynamic number that are affected by a variety of factors, including; sentencing trends, available DOC beds, and intake process completion.



Juvenile Offender Statistics



Indiana Department Of Correction
Table 13
Monthly Facility Admissions and Releases

Juvenile Offenders
February 2015

Admissions of All Juvenile Males

| | | | | |
|-----------------------|----------------------|---------------------------------|---------------------------|-------------------------------|
| New Commitment | Re-Commitment | Parolee Technical Return | Return From Escape | Diagnostics/Walk-Thrus |
| 26 | 11 | 0 | 0 | 4 |

Releases of All Juvenile Males

| | | | |
|------------------|---------------|---------------|-------------------------------|
| Discharge | Parole | Escape | Diagnostics/Walk-Thrus |
| 37 | 12 | 0 | 4 |

Admissions of All Juvenile Females

| | | | | |
|-----------------------|----------------------|---------------------------------|---------------------------|-------------------------------|
| New Commitment | Re-Commitment | Parolee Technical Return | Return From Escape | Diagnostics/Walk-Thrus |
| 8 | 2 | 0 | 0 | 1 |

Releases of All Juvenile Females

| | | | |
|------------------|---------------|---------------|-------------------------------|
| Discharge | Parole | Escape | Diagnostics/Walk-Thrus |
| 11 | 1 | 0 | 1 |

Sources:
SAS - mnthadm4_pgm_tbl13.pgm
SAS - mnthext4_pgm_tbl13.pgm

Indiana Department of Correction

Table 14

New Admissions by County of Commitment - Juveniles

February 2015

| County | Admission Type | | | County | Admission Type | | |
|-------------|----------------|------------|-------|--------------|----------------|------------|-----------|
| | New Commits | Re Commits | Total | | New Commits | Re Commits | Total |
| Adams | 0 | 0 | 0 | Madison | 0 | 0 | 0 |
| Allen | 2 | 1 | 3 | Marion | 8 | 0 | 8 |
| Bartholomew | 1 | 0 | 1 | Marshall | 2 | 0 | 2 |
| Benton | 1 | 0 | 1 | Martin | 0 | 0 | 0 |
| Blackford | 0 | 0 | 0 | Miami | 0 | 0 | 0 |
| Boone | 0 | 0 | 0 | Monroe | 0 | 0 | 0 |
| Brown | 0 | 0 | 0 | Montgomery | 0 | 0 | 0 |
| Carroll | 0 | 0 | 0 | Morgan | 0 | 0 | 0 |
| Cass | 0 | 0 | 0 | Newton | 0 | 0 | 0 |
| Clark | 0 | 0 | 0 | Noble | 0 | 0 | 0 |
| Clay | 0 | 0 | 0 | Ohio | 0 | 0 | 0 |
| Clinton | 0 | 0 | 0 | Orange | 0 | 0 | 0 |
| Crawford | 0 | 0 | 0 | Owen | 0 | 0 | 0 |
| Daviess | 0 | 0 | 0 | Parke | 0 | 0 | 0 |
| Dearborn | 0 | 0 | 0 | Perry | 0 | 0 | 0 |
| Decatur | 1 | 0 | 1 | Pike | 0 | 0 | 0 |
| DeKalb | 0 | 0 | 0 | Porter | 0 | 0 | 0 |
| Delaware | 1 | 0 | 1 | Posey | 0 | 0 | 0 |
| Dubois | 0 | 0 | 0 | Pulaski | 0 | 0 | 0 |
| Elkhart | 0 | 0 | 0 | Putnam | 0 | 0 | 0 |
| Fayette | 0 | 0 | 0 | Randolph | 0 | 0 | 0 |
| Floyd | 0 | 0 | 0 | Ripley | 0 | 0 | 0 |
| Fountain | 0 | 0 | 0 | Rush | 0 | 0 | 0 |
| Franklin | 0 | 0 | 0 | St. Joseph | 1 | 3 | 4 |
| Fulton | 0 | 0 | 0 | Scott | 0 | 0 | 0 |
| Gibson | 0 | 1 | 1 | Shelby | 1 | 1 | 2 |
| Grant | 0 | 0 | 0 | Spencer | 1 | 0 | 1 |
| Greene | 0 | 0 | 0 | Starke | 0 | 0 | 0 |
| Hamilton | 0 | 1 | 1 | Steuben | 0 | 0 | 0 |
| Hancock | 1 | 0 | 1 | Sullivan | 0 | 0 | 0 |
| Harrison | 0 | 0 | 0 | Switzerland | 0 | 0 | 0 |
| Hendricks | 2 | 0 | 2 | Tippecanoe | 1 | 1 | 2 |
| Henry | 0 | 0 | 0 | Tipton | 0 | 0 | 0 |
| Howard | 0 | 0 | 0 | Union | 0 | 0 | 0 |
| Huntington | 0 | 0 | 0 | Vanderburgh | 0 | 0 | 0 |
| Jackson | 0 | 1 | 1 | Vermillion | 0 | 0 | 0 |
| Jasper | 0 | 0 | 0 | Vigo | 0 | 0 | 0 |
| Jay | 1 | 0 | 1 | Wabash | 0 | 0 | 0 |
| Jefferson | 0 | 0 | 0 | Warren | 0 | 0 | 0 |
| Jennings | 1 | 0 | 1 | Warrick | 0 | 0 | 0 |
| Johnson | 0 | 1 | 1 | Washington | 1 | 1 | 2 |
| Knox | 2 | 0 | 2 | Wayne | 0 | 0 | 0 |
| Kosciusko | 2 | 0 | 2 | Wells | 0 | 0 | 0 |
| LaGrange | 0 | 0 | 0 | White | 0 | 0 | 0 |
| Lake | 4 | 1 | 5 | Whitley | 0 | 0 | 0 |
| LaPorte | 0 | 1 | 1 | Unknown | 0 | 0 | 0 |
| Lawrence | 0 | 0 | 0 | Total | 34 | 13 | 47 |

This data is based on most serious offense and excludes parole violations.

Source: Mnthadm4_pgm_tbl14.pgm

Indiana Department of Correction

Table 15

Monthly Releases by County of Commitment - Juveniles

February 2015

| County | Release Type | | | County | Release Type | | |
|-------------|--------------|--------|-------|--------------|--------------|-----------|-----------|
| | Discharge | Parole | Total | | Discharge | Parole | Total |
| Adams | 1 | 0 | 1 | Madison | 0 | 0 | 0 |
| Allen | 2 | 0 | 2 | Marion | 6 | 0 | 6 |
| Bartholomew | 0 | 0 | 0 | Marshall | 0 | 0 | 0 |
| Benton | 0 | 0 | 0 | Martin | 0 | 0 | 0 |
| Blackford | 0 | 0 | 0 | Miami | 0 | 0 | 0 |
| Boone | 0 | 0 | 0 | Monroe | 0 | 0 | 0 |
| Brown | 0 | 0 | 0 | Montgomery | 0 | 0 | 0 |
| Carroll | 0 | 0 | 0 | Morgan | 1 | 1 | 2 |
| Cass | 0 | 0 | 0 | Newton | 0 | 0 | 0 |
| Clark | 0 | 0 | 0 | Noble | 0 | 1 | 1 |
| Clay | 0 | 0 | 0 | Ohio | 0 | 0 | 0 |
| Clinton | 0 | 0 | 0 | Orange | 0 | 0 | 0 |
| Crawford | 0 | 0 | 0 | Owen | 0 | 0 | 0 |
| Daviess | 0 | 0 | 0 | Parke | 0 | 0 | 0 |
| Dearborn | 0 | 0 | 0 | Perry | 0 | 0 | 0 |
| Decatur | 0 | 1 | 1 | Pike | 0 | 0 | 0 |
| DeKalb | 0 | 0 | 0 | Porter | 0 | 1 | 1 |
| Delaware | 0 | 0 | 0 | Posey | 0 | 0 | 0 |
| Dubois | 1 | 0 | 1 | Pulaski | 0 | 0 | 0 |
| Elkhart | 1 | 0 | 1 | Putnam | 0 | 0 | 0 |
| Fayette | 0 | 1 | 1 | Randolph | 0 | 0 | 0 |
| Floyd | 0 | 1 | 1 | Ripley | 0 | 0 | 0 |
| Fountain | 0 | 0 | 0 | Rush | 0 | 0 | 0 |
| Franklin | 0 | 0 | 0 | St. Joseph | 7 | 0 | 7 |
| Fulton | 0 | 0 | 0 | Scott | 0 | 0 | 0 |
| Gibson | 0 | 0 | 0 | Shelby | 1 | 0 | 1 |
| Grant | 0 | 0 | 0 | Spencer | 0 | 0 | 0 |
| Greene | 0 | 0 | 0 | Starke | 0 | 1 | 1 |
| Hamilton | 1 | 0 | 1 | Steuben | 0 | 0 | 0 |
| Hancock | 1 | 0 | 1 | Sullivan | 0 | 0 | 0 |
| Harrison | 0 | 0 | 0 | Switzerland | 0 | 0 | 0 |
| Hendricks | 1 | 1 | 2 | Tippecanoe | 2 | 1 | 3 |
| Henry | 0 | 0 | 0 | Tipton | 0 | 0 | 0 |
| Howard | 1 | 0 | 1 | Union | 0 | 0 | 0 |
| Huntington | 1 | 0 | 1 | Vanderburgh | 3 | 1 | 4 |
| Jackson | 1 | 1 | 2 | Vermillion | 0 | 0 | 0 |
| Jasper | 0 | 0 | 0 | Vigo | 2 | 0 | 2 |
| Jay | 0 | 0 | 0 | Wabash | 1 | 0 | 1 |
| Jefferson | 0 | 0 | 0 | Warren | 0 | 0 | 0 |
| Jennings | 0 | 0 | 0 | Warrick | 0 | 0 | 0 |
| Johnson | 1 | 0 | 1 | Washington | 0 | 0 | 0 |
| Knox | 0 | 0 | 0 | Wayne | 0 | 0 | 0 |
| Kosciusko | 1 | 0 | 1 | Wells | 0 | 0 | 0 |
| LaGrange | 1 | 0 | 1 | White | 0 | 0 | 0 |
| Lake | 11 | 1 | 12 | Whitley | 0 | 0 | 0 |
| LaPorte | 0 | 0 | 0 | Unknown | 0 | 0 | 0 |
| Lawrence | 0 | 1 | 1 | Total | 48 | 13 | 61 |

Some discharges may be releases to County Probation - data is unable to be separated.

Diagnostics and Escapes are excluded.

Source: Mnthext4_pgm_tbl15.pgm

Indiana Department of Correction
Table 16
Total Number of Committing Offenses for Juveniles
Committed to the Indiana Department of Correction

February 2015

| OFFENSE (Citation Code) | THE NUMBER OF OFFENSES | | | |
|-----------------------------------------------------------------------|------------------------|------|--------------------|------|
| | This Month | | This Calendar Year | |
| LEVEL I | Female | Male | Female | Male |
| Aggravated Battery (35-42-2-1.5) | 0 | 0 | 0 | 0 |
| Arson (35-43-1-1) | 0 | 0 | 0 | 0 |
| Battery (35-42-2-1) | 1 | 1 | 2 | 2 |
| Battery by Bodily Waste (35-42-2-6) | 0 | 0 | 0 | 0 |
| Burglary (35-43-2-1) | 0 | 8 | 0 | 18 |
| Carjacking (35-42-5-2) | 0 | 0 | 0 | 0 |
| Carrying Handgun w/o License (35-47-2-1) | 0 | 4 | 0 | 6 |
| Changing, Altering, Removing, Obliterating ID of Handgun (35-47-2-18) | 0 | 1 | 0 | 1 |
| Child Exploitation (35-42-4-4) | 0 | 0 | 0 | 0 |
| Child in Possession of Handgun (35-47-10-5) | 0 | 1 | 0 | 2 |
| Child Molesting (35-42-4-3) | 0 | 1 | 0 | 3 |
| Child Seduction (35-42-4-7) | 0 | 0 | 0 | 0 |
| Child Selling (35-46-1-4) | 0 | 0 | 0 | 0 |
| Child Solicitation (35-42-4-6) | 0 | 0 | 0 | 0 |
| Consumer Product Tampering (35-45-8-3) | 0 | 0 | 0 | 0 |
| Criminal Confinement (35-42-3-3) | 0 | 0 | 0 | 0 |
| Criminal Gang Intimidation (35-45-9-4) | 0 | 0 | 0 | 0 |
| Criminal Deviate Conduct (35-42-4-2) | 0 | 0 | 0 | 0 |
| Criminal Recklessness (35-42-2-2) | 0 | 0 | 0 | 0 |
| Dealing in a Sawed-Off Shotgun (35-47-5-4.1) | 0 | 0 | 0 | 0 |
| Distribution of a Destructive Device (IC 35-47.5-5-5) | 0 | 0 | 0 | 0 |
| Domestic Battery (35-42-2-1.3) | 0 | 0 | 0 | 0 |
| Driving While Intoxicated Resulting in Death (9-30-5-5) | 0 | 0 | 0 | 0 |
| False, Altering Handgun License (35-47-2-22) | 0 | 0 | 0 | 0 |
| False Application for Handgun (35-47-2-8) | 0 | 0 | 0 | 0 |
| Feticide (35-42-1-6) | 0 | 0 | 0 | 0 |
| Handgun, False ID (35-47-2-17) | 0 | 0 | 0 | 0 |
| Incest (35-46-1-3) | 0 | 0 | 0 | 0 |
| Interference with Custody (35-42-3-4) | 0 | 0 | 0 | 0 |
| Intimidation (35-45-2-1) | 0 | 0 | 0 | 0 |
| Involuntary Manslaughter (35-42-1-4) | 0 | 0 | 0 | 0 |
| Kidnapping (35-42-3-2) | 0 | 0 | 0 | 0 |
| Murder (35-42-1-1) | 0 | 0 | 0 | 0 |
| Neglect of a Dependent (35-46-1-4) | 0 | 0 | 0 | 0 |
| Operation of a Machine Gun/Hurling a Bomb (35-47-5-9) | 0 | 0 | 0 | 0 |
| Overpass Mischief (35-42-2-5) | 0 | 0 | 0 | 0 |
| Pointing a Firearm (35-47-4-3) | 0 | 0 | 0 | 0 |
| Possession of Firearm on School Property (35-47-9-2) | 0 | 0 | 0 | 0 |
| Possession of a Machine Gun or Bomb (35-47-5-9) | 0 | 0 | 0 | 0 |
| Rape (35-42-4-1) | 0 | 0 | 0 | 0 |
| Reckless Homicide (35-42-1-5) | 0 | 0 | 0 | 0 |
| Resisting Law Enforcement (35-44-3-3) | 0 | 0 | 0 | 0 |
| Robbery (35-42-5-1) | 0 | 0 | 0 | 6 |

LEVEL I (Cont.)**THE NUMBER OF OFFENSES**

| | This Month | | This Calendar Year | |
|---------------------------------------------------------------|-------------------|-------------|---------------------------|-------------|
| | Female | Male | Female | Male |
| Sell, Manufacture, Possess, Purchase Explosive (35-47-5-1) | 0 | 0 | 0 | 0 |
| Sell, Transfer, HIV Blood (35-42-1-7) | 0 | 0 | 0 | 0 |
| Selling, Transferring, Giving Handgun to Under 18 (35-47-2-7) | 0 | 0 | 0 | 0 |
| Sexual Battery (35-42-4-8) | 0 | 0 | 0 | 2 |
| Sexual Misconduct (35-44-1-5) | 0 | 0 | 0 | 0 |
| Sexual Misconduct with a Minor (35-42-4-9) | 0 | 0 | 0 | 0 |
| Stalking (35-45-10-5) | 0 | 0 | 0 | 0 |
| Strangulation (35-42-2-9) | 0 | 0 | 0 | 0 |
| Unlawful Delivery of Confiscated Firearm (35-47-3-4) | 0 | 0 | 0 | 0 |
| Unlawful Use of Body Armor (35-47-5-13) | 0 | 0 | 0 | 0 |
| Unlawful Use of Stun Gun (35-47-8-5) | 0 | 0 | 0 | 0 |
| Vicarious Sexual Gratification (35-42-4-5) | 0 | 0 | 0 | 0 |
| Voluntary Manslaughter (35-42-1-3) | 0 | 0 | 0 | 0 |
| Sub-Total | 1 | 16 | 2 | 40 |

LEVEL II

| | | | | |
|-------------------------------------------------------------------------------------------------------------|----------|----------|----------|-----------|
| Assisting a Criminal (35-44-3-2) | 0 | 0 | 0 | 0 |
| Chinese Throwing Star (35-47-5-12) | 0 | 0 | 0 | 0 |
| Criminal Gang Activity (35-45-9-3) | 0 | 0 | 0 | 0 |
| Criminal Recklessness (35-42-2-2) | 0 | 0 | 0 | 0 |
| Dealing Anabolic Steroid (16-42-19-27) | 0 | 0 | 0 | 0 |
| Dealing in a Schedule I, II, or III Controlled Substance (35-48-4-2) | 0 | 0 | 0 | 0 |
| Dealing in a Schedule IV Controlled Substance (35-48-4-3) | 0 | 0 | 0 | 0 |
| Dealing in a Schedule V Controlled Substance (35-48-4-4) | 0 | 0 | 0 | 0 |
| Dealing in a Substance Represented to be a Controlled Substance (35-48-4-4.5) | 0 | 0 | 0 | 0 |
| Dealing in Cocaine or Narcotic Drug (35-48-4-1) | 0 | 0 | 0 | 0 |
| Dealing in Marijuana, Hash Oil, or Hashish (35-48-4-10) | 0 | 0 | 0 | 0 |
| Dealing Methamphetamine (35-48-4-1.1) | 0 | 0 | 0 | 0 |
| Delivery of Weapon to Intoxicated Person (35-47-4-1) | 0 | 0 | 0 | 0 |
| Escape/Failure to Return to Lawful Detention (35-44-3-5) | 0 | 2 | 1 | 2 |
| Interference with Custody (35-42-3-4) | 0 | 0 | 0 | 0 |
| Intimidation (35-45-2-1) | 1 | 3 | 1 | 10 |
| Knife with Automatic Blade (35-47-5-2) | 0 | 0 | 0 | 0 |
| Loan Sharking (35-45-7-2) | 0 | 0 | 0 | 0 |
| Maintaining a Common Nuisance (35-48-4-13) | 0 | 0 | 0 | 1 |
| Manufacture, Distribution, Possession of a Substance Represented to be a Controlled Substance (35-48-4-4.6) | 0 | 0 | 0 | 0 |
| Neglect of a Dependent (35-46-1-4) | 0 | 0 | 0 | 0 |
| Possession of a Controlled Substance (35-48-4-7) | 0 | 0 | 0 | 0 |
| Possession of a Knife on School Property (35-47-5-2.5) | 0 | 0 | 0 | 0 |
| Poss precursors w/intent to manufacture etc. (35-48-4-14.5) | 0 | 0 | 0 | 0 |
| Promoting Prostitution (35-45-4-4) | 0 | 0 | 0 | 0 |
| Purchase, Possession or Sale of Stun Gun (35-47-8-5) | 0 | 0 | 0 | 0 |
| Resisting Law Enforcement (35-44-3-3) | 0 | 1 | 0 | 1 |
| Rioting with a Deadly Weapon (35-45-1-2) | 0 | 0 | 0 | 0 |
| Sale, Possession, Use of Legend Drug (16-42-19-27) | 0 | 0 | 0 | 0 |
| Sexual Misconduct with a Minor (35-42-4-9) | 0 | 0 | 0 | 0 |
| Stalking (35-45-10-5) | 0 | 0 | 0 | 0 |
| Trafficking with an Inmate (35-44-3-9) | 0 | 0 | 0 | 0 |
| Use of Stun Gun in Commission of a Crime (35-47-8-5) | 0 | 0 | 0 | 0 |
| Sub-Total | 1 | 6 | 2 | 14 |

THE NUMBER OF OFFENSES

| LEVEL III | This Month | | This Calendar Year | |
|-----------------------------------------------------------|-------------------|-------------|---------------------------|-------------|
| | Female | Male | Female | Male |
| Accident/Failure to Stop (9-26-1-8) | 0 | 0 | 0 | 0 |
| Accident, Property Damage with Injury (9-26-1-8) | 0 | 0 | 0 | 0 |
| Altering or Damaging Computer (35-43-1-4) | 0 | 0 | 0 | 0 |
| Auto Theft, Receiving Stolen Parts (35-43-4-2.5) | 0 | 0 | 1 | 2 |
| Battery (35-42-2-1) | 7 | 6 | 8 | 14 |
| Bestiality | 0 | 0 | 0 | 0 |
| Bribery (35-44-1-1) | 0 | 0 | 0 | 0 |
| Burglary (35-43-2-1) | 0 | 4 | 0 | 6 |
| Check Deception (35-43-5-5) | 0 | 0 | 0 | 0 |
| Check Fraud (35-43-5-12) | 0 | 0 | 0 | 0 |
| Child Exploitation (35-42-4-4) | 0 | 0 | 0 | 0 |
| Controlled Substance Registration (35-48-4-14) | 0 | 0 | 0 | 0 |
| Conversion (35-43-4-3) | 0 | 1 | 0 | 3 |
| Criminal Mischief (35-43-1-2) | 0 | 6 | 0 | 14 |
| Criminal Recklessness (35-42-2-2) | 0 | 0 | 0 | 0 |
| Criminal Trespass (35-43-2-2) | 0 | 2 | 0 | 5 |
| Dealing in Altered Property (35-43-4-2.3) | 0 | 0 | 0 | 0 |
| Dealing in Marijuana, Hash Oil, or Hashish (35-48-4-10) | 0 | 0 | 0 | 0 |
| Dealing in Paraphernalia (35-48-4-8.5) | 0 | 0 | 0 | 0 |
| Dealing in a Schedule IV Controlled Substance (35-48-4-3) | 0 | 0 | 0 | 1 |
| Distribution of Material Harmful to Minor (35-49-3-3) | 0 | 0 | 0 | 0 |
| Escape/Failure to Return to Lawful Detention (35-44-3-5) | 1 | 1 | 1 | 4 |
| Failure to Appear (35-44-3-6) | 0 | 0 | 0 | 0 |
| False Reporting (35-44-2-2) | 0 | 0 | 0 | 0 |
| Forgery (35-43-5-2) | 0 | 0 | 0 | 0 |
| Fraud (35-43-5-4) | 0 | 0 | 0 | 0 |
| Fraud on Financial Institution (35-45-5-8) | 0 | 0 | 0 | 0 |
| Home Improvement Fraud (35-43-6-13) | 0 | 0 | 0 | 0 |
| Identity Deception (35-43-5-3.5) | 0 | 0 | 0 | 0 |
| Interference with Custody (35-42-3-4) | 0 | 0 | 0 | 0 |
| Interference with Reporting Crime (35-42-2-5) | 0 | 0 | 0 | 1 |
| Invasion of Privacy (35-46-1-15.1) | 0 | 0 | 0 | 0 |
| Manufacture of Paraphernalia (35-48-4-8.1) | 0 | 0 | 0 | 0 |
| Nonsupport of Child (35-46-1-5) | 0 | 0 | 0 | 0 |
| Nonsupport of Spouse (35-46-1-6) | 0 | 0 | 0 | 0 |
| Obscene Performance (35-49-3-1) | 0 | 0 | 0 | 0 |
| Obstructing Fireman (35-44-3-8) | 0 | 0 | 0 | 0 |
| Obstructing Traffic (35-42-2-4) | 0 | 0 | 0 | 0 |
| Obstruction of Justice (35-44-3-4) | 0 | 0 | 0 | 0 |
| Operating Vehicle After Lifetime Forfeiture (9-30-10-17) | 0 | 0 | 0 | 0 |
| Operating Vehicle While Intoxicated (9-30-5-4) | 0 | 0 | 0 | 0 |
| Operating Vehicle While Intoxicated with Prior (9-30-5-3) | 0 | 0 | 0 | 0 |

LEVEL III (Cont.)**THE NUMBER OF OFFENSES**

| | This Month | | This Calendar Year | |
|----------------------------------------------------------------|-------------------|-------------|---------------------------|-------------|
| | Female | Male | Female | Male |
| Patronizing a Prostitute (35-45-4-3) | 0 | 0 | 0 | 0 |
| Perjury (35-44-2-1) | 0 | 0 | 0 | 0 |
| Possession of Cocaine or Narcotic Drug (35-48-4-6) | 0 | 0 | 0 | 0 |
| Possession/Use of Legend Drug (16-42-19-13) | 0 | 0 | 0 | 0 |
| Possession of Marijuana, Hash Oil, or Hashish (35-48-4-11) | 0 | 0 | 0 | 0 |
| Possession of Methamphetamines (35-48-4-6.1) | 0 | 0 | 0 | 0 |
| Possession of Paraphernalia (35-48-4-8.3) | 0 | 0 | 0 | 0 |
| Possession of a Syringe (16-42-19-18) | 0 | 0 | 0 | 0 |
| Professional Gambling (35-45-5-3) | 0 | 0 | 0 | 0 |
| Profiting from Adoption (35-46-1-9) | 0 | 0 | 0 | 0 |
| Promoting Professional Gambling (35-45-5-4) | 0 | 0 | 0 | 0 |
| Promoting Prostitution (35-45-4-4) | 0 | 0 | 0 | 0 |
| Prostitution (35-45-4-2) | 0 | 0 | 0 | 0 |
| Public Indecency (35-45-4-1) | 0 | 0 | 0 | 0 |
| Public Nudity (35-45-4-1.5) | 0 | 0 | 0 | 0 |
| Railroad Mischief (35-42-2-5.5) | 0 | 0 | 0 | 0 |
| Receiving Stolen Auto Parts (35-43-4-2.5) | 0 | 0 | 0 | 0 |
| Receiving Stolen Property (35-43-4-2) | 0 | 2 | 0 | 3 |
| Residential Entry (35-43-2-1.5) | 0 | 0 | 0 | 2 |
| Resisting Law Enforcement (35-44-3-3) | 1 | 6 | 1 | 8 |
| Rioting (35-45-1-2) | 0 | 0 | 0 | 0 |
| Sale, Possession, Use of Legend Drug (16-42-19-27) | 0 | 0 | 0 | 0 |
| Selling, Distributing, Exhibiting Obscene Material (35-49-3-1) | 0 | 0 | 0 | 0 |
| Stalking (35-45-10-5) | 0 | 0 | 0 | 0 |
| Theft (35-43-4-2) | 0 | 15 | 0 | 25 |
| Torture or Mutilation of Animal (35-46-3-12) | 0 | 0 | 0 | 0 |
| Trafficking with an Inmate (35-44-3-9) | 0 | 0 | 0 | 0 |
| Unauthorized Possession of Prescription Form (35-48-4-14) | 0 | 0 | 0 | 0 |
| Unauth Entry/Vehicle (35-43-4-2.7) | 0 | 0 | 0 | 0 |
| Voyeurism (35-45-4-5) | 0 | 0 | 0 | 0 |
| Welfare Fraud (35-43-5-7) | 0 | 0 | 0 | 0 |
| Sub-Total | 9 | 43 | 11 | 88 |

LEVEL IV

| | | | | |
|---------------------------------------------------------|---|---|---|---|
| Absence From Home Detention (35-38-2.5-10) | 0 | 0 | 0 | 0 |
| Accident/Failure to Stop (9-26-1-8) | 0 | 0 | 0 | 0 |
| Animal Cruelty (35-46-3-12) | 0 | 0 | 0 | 0 |
| Assisting a Criminal (35-44-3-2) | 0 | 0 | 0 | 0 |
| Check Deception (35-43-5-5) | 0 | 0 | 0 | 0 |
| Common Nuisance (35-48-4-13) | 0 | 0 | 0 | 1 |
| Computer Trespassing (35-43-2-3) | 0 | 0 | 0 | 0 |
| Counterfeiting a Driver's License (9-24-18-7) | 0 | 0 | 0 | 0 |
| Counterfeiting Auto Registration (9-18-2-42) | 0 | 0 | 0 | 0 |
| Curfew Violation (31-37-2-5) | 0 | 2 | 0 | 5 |
| Deception (35-43-5-3) | 0 | 0 | 0 | 0 |
| Deer w/ Illegal Device (14-22-6-1) | 0 | 0 | 0 | 0 |
| Deer Outside Hours (14-22-6-1) | 0 | 0 | 0 | 0 |
| Disorderly Conduct (35-45-1-3) | 1 | 0 | 1 | 2 |
| Dissemination of Material Harmful to Minor (35-49-3-3) | 0 | 0 | 0 | 0 |
| Driving While Intoxicated (9-11-2-3) | 0 | 0 | 0 | 0 |
| Driving with Suspended License (9-24-19-2) | 0 | 0 | 0 | 0 |
| Exploitation of Dependent/Endangered Adult (35-46-1-12) | 0 | 0 | 0 | 0 |
| Failure to Appear (35-44-3-6) | 0 | 0 | 0 | 0 |
| Failure to Disclose Recruitment (35-46-4-4) | 0 | 0 | 0 | 0 |
| Failure to Respond to Summons (35-44-3-6.5) | 0 | 0 | 0 | 0 |
| False Auto Registration (9-18-2-44) | 0 | 0 | 0 | 0 |
| False Informing (35-44-2-2) | 0 | 1 | 1 | 2 |

Flag Desecration (35-45-1-4)

0

0

0

0

(26.4)

LEVEL IV (Cont.)

THE NUMBER OF OFFENSES

| | This Month | | This Calendar Year | |
|------------------------------------------------------------------------------------|------------|-----------|--------------------|------------|
| | Female | Male | Female | Male |
| Glue Sniffing (35-46-6-2) | 0 | 0 | 0 | 0 |
| Habitual Disobedience of Parent, Guardian, or Custodian (Incorrigible) (31-37-2-4) | 0 | 0 | 0 | 2 |
| Harassment (35-45-2-2) | 0 | 0 | 0 | 0 |
| Home Improvement Fraud (35-43-6-12) | 0 | 0 | 0 | 0 |
| Illegal Consumption of Alcohol (7.1-5-7-7) | 0 | 1 | 0 | 6 |
| Illegal Possession of Alcohol (7.1-5-7-7) | 0 | 0 | 0 | 0 |
| Impairment of ID Number (35-43-7-4) | 0 | 0 | 0 | 0 |
| Interference with Custody (35-42-3-4) | 0 | 0 | 0 | 0 |
| Interfering with Law Enforcement Animal (35-46-3-11) | 0 | 0 | 0 | 0 |
| Invasion of Privacy (35-46-1-15.1) | 0 | 0 | 0 | 0 |
| Leaving Home w/o Permission of Parent, Guardian or Custodian (Runaway) (31-37-2-2) | 0 | 3 | 0 | 8 |
| Nitrous Oxide Distribution (35-46-6-3) | 0 | 0 | 0 | 0 |
| Obscene Performance (35-49-3-1) | 0 | 0 | 0 | 0 |
| Obstructing Medical Emergency (35-44-3-8.5) | 0 | 0 | 0 | 0 |
| Obstructing Traffic (35-42-2-4) | 0 | 0 | 0 | 0 |
| Official Misconduct (35-44.1-1-1) | 0 | 0 | 0 | 0 |
| Operating Vehicle While Intoxicated (9-30-5-2) | 0 | 0 | 0 | 0 |
| Operating Vehicle While Intoxicated/Cntrl'd Sub (9-30-5-1) | 0 | 0 | 0 | 0 |
| Operating Vehicle w/o License (9-24-18-1) | 0 | 0 | 0 | 1 |
| Operating Vehicle w/o Proof of Financial (9-25-8-2) | 0 | 0 | 0 | 0 |
| Operating Vehicle w/o Registration/Plates (9-18-2-43) | 0 | 0 | 0 | 0 |
| Possession of Marijuana, Hash Oil, or Hashish (35-48-4-11) | 1 | 6 | 2 | 8 |
| Possession of Paraphernalia (35-48-4-8.3) | 0 | 1 | 1 | 3 |
| Possession of Substance Represented to be a Controlled Substance (35-48-4-4.6) | 0 | 0 | 0 | 0 |
| Possession, Purchase, Accepting Tobacco (35-46-1-10.5) | 0 | 0 | 0 | 0 |
| Probation Violation | 10 | 19 | 12 | 43 |
| Public Intoxication (7.1-5-1-3) | 0 | 0 | 0 | 1 |
| Receiving Unidentified Property (35-43-7-5) | 0 | 0 | 0 | 0 |
| Reckless Driving (9-21-8-52) | 0 | 0 | 0 | 0 |
| Refusal to Aid Officer (35-44-3-7) | 0 | 0 | 0 | 0 |
| Refusal to Identify Self (34-28-5-3.5) | 0 | 0 | 0 | 0 |
| Selling, Distributing, Exhibiting Obscene Material (35-49-3-1) | 0 | 0 | 0 | 0 |
| Taking Deer/Turkey (14-22-6-1) | 0 | 0 | 0 | 0 |
| Tattooing a Minor (35-42-2-7) | 0 | 0 | 0 | 0 |
| Torture, Kill, Mutilate an Animal (35-46-3-12) | 0 | 0 | 0 | 0 |
| Unauthorized Possession of Prescription (35-48-4-14) | 0 | 0 | 0 | 0 |
| Unlawful Entry of Motor Vehicle (35-43-4-2.7) | 0 | 0 | 0 | 2 |
| Unlawful Gambling (35-45-5-2) | 0 | 0 | 0 | 0 |
| Unlawful Use of Railroad Right of Way (8-3-15-3) | 0 | 0 | 0 | 0 |
| Vending Machine Vandalism (35-43-4-7) | 0 | 0 | 0 | 0 |
| Violation of Compulsory School Attendance Law (Truancy) (31-37-2-3) | 0 | 1 | 0 | 1 |
| Violation Home Detention | 0 | 0 | 0 | 0 |
| Violation Suspended Commitment to DOC | 0 | 0 | 0 | 2 |
| Voyeurism (35-45-4-5) | 0 | 0 | 0 | 0 |
| Welfare Fraud (35-45-5-7) | 0 | 0 | 0 | 0 |
| Sub-Total | 12 | 34 | 17 | 87 |
| GRAND TOTAL NUMBER OF OFFENSES | 23 | 99 | 32 | 229 |

Source: SAS - mnthadm4_by_offense.pgm

Indiana Department of Correction
Table 17
Number of Juvenile Offenders by Most Serious Offense
Committed to the Indiana Department of Correction

February 2014

| MOST SERIOUS OFFENSE (Citation Code) | THE NUMBER OF JUVENILES | | | |
|--------------------------------------------------------------------------|--------------------------------|-------------|---------------------------|-------------|
| | This Month | | This Calendar Year | |
| LEVEL I | Female | Male | Female | Male |
| Aggravated Battery (35-42-2-1.5) | 0 | 0 | 0 | 0 |
| Arson (35-43-1-1) | 0 | 0 | 0 | 0 |
| Battery (35-42-2-1) | 1 | 1 | 2 | 2 |
| Battery by Bodily Waste (35-42-2-6) | 0 | 0 | 0 | 0 |
| Burglary (35-43-2-1) | 0 | 7 | 0 | 13 |
| Carjacking (35-42-5-2) | 0 | 0 | 0 | 0 |
| Carrying Handgun w/o License (35-47-2-1) | 0 | 3 | 0 | 5 |
| Changing, Altering, Removing, Obliterating ID of Handgun (35-47-2-18) | 0 | 1 | 0 | 1 |
| Child Exploitation (35-42-4-4) | 0 | 0 | 0 | 0 |
| Child in Possession of Handgun (35-47-10-5) | 0 | 0 | 0 | 1 |
| Child Molesting (35-42-4-3) | 0 | 1 | 0 | 3 |
| Child Seduction (35-42-4-7) | 0 | 0 | 0 | 0 |
| Child Selling (35-46-1-4) | 0 | 0 | 0 | 0 |
| Child Solicitation (35-42-4-6) | 0 | 0 | 0 | 0 |
| Consumer Product Tampering (35-45-8-3) | 0 | 0 | 0 | 0 |
| Criminal Confinement (35-42-3-3) | 0 | 0 | 0 | 0 |
| Criminal Gang Intimidation (35-45-9-4) | 0 | 0 | 0 | 0 |
| Criminal Deviate Conduct (35-42-4-2) | 0 | 0 | 0 | 0 |
| Criminal Recklessness (35-42-2-2) | 0 | 0 | 0 | 0 |
| Dealing in a Sawed-Off Shotgun (35-47-5-4.1) | 0 | 0 | 0 | 0 |
| Distribution of a Destructive Device (IC 35-47.5-5-5) | 0 | 0 | 0 | 0 |
| Domestic Battery (35-42-2-1.3) | 0 | 0 | 0 | 0 |
| Driving While Intoxicated Resulting in Death (9-30-5-5) | 0 | 0 | 0 | 0 |
| False, Altering Handgun License (35-47-2-22) | 0 | 0 | 0 | 0 |
| False Application for Handgun (35-47-2-8) | 0 | 0 | 0 | 0 |
| Feticide (35-42-1-6) | 0 | 0 | 0 | 0 |
| Handgun, False Information (35-47-2-17) | 0 | 0 | 0 | 0 |
| Incest (35-46-1-3) | 0 | 0 | 0 | 0 |
| Interference with Custody (35-42-3-4) | 0 | 0 | 0 | 0 |
| Intimidation (35-45-2-1) | 0 | 0 | 0 | 0 |
| Involuntary Manslaughter (35-42-1-4) | 0 | 0 | 0 | 0 |
| Kidnapping (35-42-3-2) | 0 | 0 | 0 | 0 |
| Murder (35-42-1-1) | 0 | 0 | 0 | 0 |
| Neglect of a Dependent (35-46-1-4) | 0 | 0 | 0 | 0 |
| Operation of a Machine Gun/Hurling a Bomb (35-47-5-9) | 0 | 0 | 0 | 0 |
| Overpass Mischief (35-42-2-5) | 0 | 0 | 0 | 0 |
| Pointing a Firearm (35-47-4-3) | 0 | 0 | 0 | 0 |
| Possession of Firearm on School Property (35-47-9-2) | 0 | 0 | 0 | 0 |
| Possession of a Machine Gun or Bomb (35-47-5-9) | 0 | 0 | 0 | 0 |
| Rape (35-42-4-1) | 0 | 0 | 0 | 0 |
| Reckless Homicide (35-42-1-5) | 0 | 0 | 0 | 0 |
| Resisting Law Enforcement (35-44-3-3) | 0 | 0 | 0 | 0 |
| Robbery (35-42-5-1) | 0 | 0 | 0 | 6 |

LEVEL I (Cont.)**THE NUMBER OF JUVENILES**

| | This Month | | This Calendar Year | |
|---------------------------------------------------------------|-------------------|-------------|---------------------------|-------------|
| | Female | Male | Female | Male |
| Sell, Manufacture, Possess, Purchase Explosive (35-47-5-1) | 0 | 0 | 0 | 0 |
| Sell, Transfer, HIV Blood (35-42-1-7) | 0 | 0 | 0 | 0 |
| Selling, Transferring, Giving Handgun to Under 18 (35-47-2-7) | 0 | 0 | 0 | 0 |
| Sexual Battery (35-42-4-8) | 0 | 0 | 0 | 1 |
| Sexual Misconduct (35-44-1-5) | 0 | 0 | 0 | 0 |
| Sexual Misconduct with a Minor (35-42-4-9) | 0 | 0 | 0 | 0 |
| Stalking (35-45-10-5) | 0 | 0 | 0 | 0 |
| Strangulation (35-42-2-9) | 0 | 0 | 0 | 0 |
| Unlawful Delivery of Confiscated Firearm (35-47-3-4) | 0 | 0 | 0 | 0 |
| Unlawful Use of Body Armor (35-47-5-13) | 0 | 0 | 0 | 0 |
| Unlawful Use of Stun Gun (35-47-8-5) | 0 | 0 | 0 | 0 |
| Vicarious Sexual Gratification (35-42-4-5) | 0 | 0 | 0 | 0 |
| Voluntary Manslaughter (35-42-1-3) | 0 | 0 | 0 | 0 |
| Sub-Total | 1 | 13 | 2 | 32 |

LEVEL II

| | | | | |
|-------------------------------------------------------------------------------------------------------------|----------|----------|----------|----------|
| Assisting a Criminal (35-44-3-2) | 0 | 0 | 0 | 0 |
| Chinese Throwing Star (35-47-5-12) | 0 | 0 | 0 | 0 |
| Criminal Gang Activity (35-45-9-3) | 0 | 0 | 0 | 0 |
| Criminal Recklessness (35-42-2-2) | 0 | 0 | 0 | 0 |
| Dealing Anabolic Steroid (16-42-19-27) | 0 | 0 | 0 | 0 |
| Dealing in a Schedule I, II, or III Controlled Substance (35-48-4-2) | 0 | 0 | 0 | 0 |
| Dealing in a Schedule IV Controlled Substance (35-48-4-3) | 0 | 0 | 0 | 0 |
| Dealing in a Schedule V Controlled Substance (35-48-4-4) | 0 | 0 | 0 | 0 |
| Dealing in a Substance Represented to be a Controlled Substance (35-48-4-4.5) | 0 | 0 | 0 | 0 |
| Dealing in Cocaine or Narcotic Drug (35-48-4-1) | 0 | 0 | 0 | 0 |
| Dealing in Marijuana, Hash Oil, or Hashish (35-48-4-10) | 0 | 0 | 0 | 0 |
| Dealing Methamphetamine (35-48-4-1.1) | 0 | 0 | 0 | 0 |
| Delivery of Weapon to Intoxicated Person (35-47-4-1) | 0 | 0 | 0 | 0 |
| Escape/Failure to Return to Lawful Detention (35-44-3-5) | 0 | 1 | 1 | 1 |
| Interference with Custody (35-42-3-4) | 0 | 0 | 0 | 0 |
| Intimidation (35-45-2-1) | 1 | 2 | 1 | 5 |
| Knife with Automatic Blade (35-47-5-2) | 0 | 0 | 0 | 0 |
| Loan Sharking (35-45-7-2) | 0 | 0 | 0 | 0 |
| Maintaining a Common Nuisance (35-48-4-13) | 0 | 0 | 0 | 0 |
| Manufacture, Distribution, Possession of a Substance Represented to be a Controlled Substance (35-48-4-4.6) | 0 | 0 | 0 | 0 |
| Neglect of a Dependent (35-46-1-4) | 0 | 0 | 0 | 0 |
| Possession of a Controlled Substance (35-48-4-7) | 0 | 0 | 0 | 0 |
| Possession of a Knife on School Property (35-47-5-2.5) | 0 | 0 | 0 | 0 |
| Poss precursors w/intent to manufacture etc. (35-48-4-14.5) | 0 | 0 | 0 | 0 |
| Promoting Prostitution (35-45-4-4) | 0 | 0 | 0 | 0 |
| Purchase, Possession or Sale of Stun Gun (35-47-8-5) | 0 | 0 | 0 | 0 |
| Resisting Law Enforcement (35-44-3-3) | 0 | 0 | 0 | 0 |
| Rioting with a Deadly Weapon (35-45-1-2) | 0 | 0 | 0 | 0 |
| Sale, Possession, Use of Legend Drug (16-42-19-27) | 0 | 0 | 0 | 0 |
| Sexual Misconduct with a Minor (35-42-4-9) | 0 | 0 | 0 | 0 |
| Stalking (35-45-10-5) | 0 | 0 | 0 | 0 |
| Trafficking with an Inmate (35-44-3-9) | 0 | 0 | 0 | 0 |
| Use of Stun Gun in Commission of a Crime (35-47-8-5) | 0 | 0 | 0 | 0 |
| Sub-Total | 1 | 3 | 2 | 6 |

| LEVEL III | THE NUMBER OF JUVENILES | | | |
|-----------------------------------------------------------|-------------------------|------|--------------------|------|
| | This Month | | This Calendar Year | |
| | Female | Male | Female | Male |
| Accident/Failure to Stop (9-26-1-8) | 0 | 0 | 0 | 0 |
| Accident, Property Damage with Injury (9-26-1-8) | 0 | 0 | 0 | 0 |
| Altering or Damaging Computer (35-43-1-4) | 0 | 0 | 0 | 0 |
| Auto Theft, Receiving Stolen Parts (35-43-4-2.5) | 0 | 0 | 1 | 1 |
| Battery (35-42-2-1) | 6 | 5 | 7 | 8 |
| Bestiality | 0 | 0 | 0 | 0 |
| Bribery (35-44-1-1) | 0 | 0 | 0 | 0 |
| Burglary (35-43-2-1) | 0 | 2 | 0 | 4 |
| Check Deception (35-43-5-5) | 0 | 0 | 0 | 0 |
| Check Fraud (35-43-5-12) | 0 | 0 | 0 | 0 |
| Child Exploitation (35-42-4-4) | 0 | 0 | 0 | 0 |
| Controlled Substance Registration (35-48-4-14) | 0 | 0 | 0 | 0 |
| Conversion (35-43-4-3) | 0 | 0 | 0 | 1 |
| Criminal Mischief (35-43-1-2) | 0 | 2 | 0 | 5 |
| Criminal Recklessness (35-42-2-2) | 0 | 0 | 0 | 0 |
| Criminal Trespass (35-43-2-2) | 0 | 1 | 0 | 3 |
| Dealing in Altered Property (35-43-4-2.3) | 0 | 0 | 0 | 0 |
| Dealing in Marijuana, Hash Oil, or Hashish (35-48-4-10) | 0 | 0 | 0 | 0 |
| Dealing in Paraphernalia (35-48-4-8.5) | 0 | 0 | 0 | 0 |
| Distribution of Material Harmful to Minor (35-49-3-3) | 0 | 0 | 0 | 0 |
| Escape/Failure to Return to Lawful Detention (35-44-3-5) | 1 | 1 | 1 | 3 |
| Failure to Appear (35-44-3-6) | 0 | 0 | 0 | 0 |
| False Reporting (35-44-2-2) | 0 | 0 | 0 | 0 |
| Forgery (35-43-5-2) | 0 | 0 | 0 | 0 |
| Fraud (35-43-5-4) | 0 | 0 | 0 | 0 |
| Fraud on Financial Institution (35-45-5-8) | 0 | 0 | 0 | 0 |
| Home Improvement Fraud (35-43-6-13) | 0 | 0 | 0 | 0 |
| Identity Deception (35-43-5-3.5) | 0 | 0 | 0 | 0 |
| Interference with Custody (35-42-3-4) | 0 | 0 | 0 | 0 |
| Interference with Reporting Crime (35-45-2-5) | 0 | 0 | 0 | 0 |
| Invasion of Privacy (35-46-1-15.1) | 0 | 0 | 0 | 0 |
| Manufacture of Paraphernalia (35-48-4-8.1) | 0 | 0 | 0 | 0 |
| Nonsupport of Child (35-46-1-5) | 0 | 0 | 0 | 0 |
| Nonsupport of Spouse (35-46-1-6) | 0 | 0 | 0 | 0 |
| Obscene Performance (35-49-3-1) | 0 | 0 | 0 | 0 |
| Obstructing Fireman (35-44-3-8) | 0 | 0 | 0 | 0 |
| Obstructing Traffic (35-42-2-4) | 0 | 0 | 0 | 0 |
| Obstruction of Justice (35-44-3-4) | 0 | 0 | 0 | 0 |
| Operating Vehicle After Lifetime Forfeiture (9-30-10-17) | 0 | 0 | 0 | 0 |
| Operating Vehicle While Intoxicated (9-30-5-4) | 0 | 0 | 0 | 0 |
| Operating Vehicle While Intoxicated with Prior (9-30-5-3) | 0 | 0 | 0 | 0 |

LEVEL III (Cont.)

| | THE NUMBER OF JUVENILES | | | |
|----------------------------------------------------------------|--------------------------------|-------------|---------------------------|-------------|
| | This Month | | This Calendar Year | |
| | Female | Male | Female | Male |
| Patronizing a Prostitute (35-45-4-3) | 0 | 0 | 0 | 0 |
| Perjury (35-44-2-1) | 0 | 0 | 0 | 0 |
| Possession of Cocaine or Narcotic Drug (35-48-4-6) | 0 | 0 | 0 | 0 |
| Possession of Marijuana, Hash Oil, or Hashish (35-48-4-11) | 0 | 0 | 0 | 0 |
| Possession of Methamphetamine (35-48-4-6.1) | 0 | 0 | 0 | 0 |
| Possession of Paraphernalia (35-48-4-8.3) | 0 | 0 | 0 | 0 |
| Possession/Use of Legend Drug (16-42-19-13) | 0 | 0 | 0 | 0 |
| Possession of a Syringe (16-42-19-18) | 0 | 0 | 0 | 0 |
| Professional Gambling (35-45-5-3) | 0 | 0 | 0 | 0 |
| Profiting from Adoption (35-46-1-9) | 0 | 0 | 0 | 0 |
| Promoting Professional Gambling (35-45-5-4) | 0 | 0 | 0 | 0 |
| Promoting Prostitution (35-45-4-4) | 0 | 0 | 0 | 0 |
| Prostitution (35-45-4-2) | 0 | 0 | 0 | 0 |
| Public Indecency (35-45-4-1) | 0 | 0 | 0 | 0 |
| Public Nudity (35-45-4-1.5) | 0 | 0 | 0 | 0 |
| Railroad Mischief (35-42-2-5.5) | 0 | 0 | 0 | 0 |
| Receiving Stolen Property (35-43-4-2) | 0 | 2 | 0 | 2 |
| Residential Entry (35-43-2-1.5) | 0 | 0 | 0 | 2 |
| Resisting Law Enforcement (35-44-3-3) | 0 | 1 | 0 | 2 |
| Rioting (35-45-1-2) | 0 | 0 | 0 | 0 |
| Sale, Possession, Use of Legend Drug (16-42-19-27) | 0 | 0 | 0 | 0 |
| Selling, Distributing, Exhibiting Obscene Material (35-49-3-1) | 0 | 0 | 0 | 0 |
| Stalking (35-45-10-5) | 0 | 0 | 0 | 0 |
| Theft (35-43-4-2) | 0 | 5 | 0 | 7 |
| Trafficking with an Inmate (35-44-3-9) | 0 | 0 | 0 | 0 |
| Unauth Entry/Vehicle (35-43-4-2.7) | 0 | 0 | 0 | 0 |
| Unauthorized Possession of Prescription Form (35-48-4-14) | 0 | 0 | 0 | 0 |
| Voyeurism (35-45-4-5) | 0 | 0 | 0 | 0 |
| Welfare Fraud (35-43-5-7) | 0 | 0 | 0 | 0 |
| Sub-Total | 7 | 19 | 9 | 38 |

LEVEL IV

| | | | | |
|---------------------------------------------------------|---|---|---|---|
| Absence From Home Detention (35-38-2.5-10) | 0 | 0 | 0 | 0 |
| Accident/Failure to Stop (9-26-1-8) | 0 | 0 | 0 | 0 |
| Assisting a Criminal (35-44-3-2) | 0 | 0 | 0 | 0 |
| Check Deception (35-43-5-5) | 0 | 0 | 0 | 0 |
| Common Nuisance (35-48-4-13) | 0 | 0 | 0 | 0 |
| Computer Trespassing (35-43-2-3) | 0 | 0 | 0 | 0 |
| Counterfeiting a Driver's License (9-24-18-7) | 0 | 0 | 0 | 0 |
| Counterfeiting Auto Registration (9-18-2-42) | 0 | 0 | 0 | 0 |
| Curfew Violation (31-37-2-5) | 0 | 0 | 0 | 0 |
| Deception (35-43-5-3) | 0 | 0 | 0 | 0 |
| Disorderly Conduct (35-45-1-3) | 0 | 0 | 0 | 0 |
| Dissemination of Material Harmful to Minor (35-49-3-3) | 0 | 0 | 0 | 0 |
| Driving with Suspended License (9-24-19-2) | 0 | 0 | 0 | 0 |
| Exploitation of Dependent/Endangered Adult (35-46-1-12) | 0 | 0 | 0 | 0 |
| Failure to Appear (35-44-3-6) | 0 | 0 | 0 | 0 |
| Failure to Disclose Recruitment (35-46-4-4) | 0 | 0 | 0 | 0 |
| Failure to Respond to Summons (35-44-3-6.5) | 0 | 0 | 0 | 0 |
| False Auto Registration (9-18-2-44) | 0 | 0 | 0 | 0 |
| False Informing (35-44-2-2) | 0 | 1 | 0 | 2 |
| Flag Desecration (35-45-1-4) | 0 | 0 | 0 | 0 |

LEVEL IV (Cont.)

THE NUMBER OF JUVENILES

| | This Month | | This Calendar Year | |
|---------------------------------------------------------------------------------------|------------|-----------|--------------------|-----------|
| | Female | Male | Female | Male |
| Glue Sniffing (35-46-6-2) | 0 | 0 | 0 | 0 |
| Habitual Disobedience of Parent, Guardian, or Custodian (Incorrigible) (31-37-2-4) | 0 | 0 | 0 | 0 |
| Harassment (35-45-2-2) | 0 | 0 | 0 | 0 |
| Home Improvement Fraud (35-43-6-12) | 0 | 0 | 0 | 0 |
| Illegal Consumption of Alcohol (7.1-5-7-7) | 0 | 0 | 0 | 0 |
| Illegal Possession of Alcohol (7.1-5-7-7) | 0 | 0 | 0 | 0 |
| Impairment of ID Number (35-43-7-4) | 0 | 0 | 0 | 0 |
| Interference with Custody (35-42-3-4) | 0 | 0 | 0 | 0 |
| Interfering with Law Enforcement Animal (35-46-3-11) | 0 | 0 | 0 | 0 |
| Invasion of Privacy (35-46-1-15.1) | 0 | 0 | 0 | 0 |
| Leaving Home w/o Permission of Parent, Guardian or Custodian (Runaway) (31-37-2-2) | 0 | 0 | 0 | 0 |
| Nitrous Oxide Distribution (35-46-6-3) | 0 | 0 | 0 | 0 |
| Obscene Performance (35-49-3-1) | 0 | 0 | 0 | 0 |
| Obstructing Medical Emergency (35-44-3-8.5) | 0 | 0 | 0 | 0 |
| Obstructing Traffic (35-42-2-4) | 0 | 0 | 0 | 0 |
| Operating Vehicle While Intoxicated (9-30-5-2) | 0 | 0 | 0 | 0 |
| Operating Vehicle While Intoxicated/Cntrld Sub (9-30-5-1) | 0 | 0 | 0 | 0 |
| Operating Vehicle w/o License (9-24-18-1) | 0 | 0 | 0 | 0 |
| Operating Vehicle w/o Proof of Financial (9-25-8-2) | 0 | 0 | 0 | 0 |
| Operating Vehicle w/o Registration/Plates (9-18-2-43) | 0 | 0 | 0 | 0 |
| Possession of Marijuana,Hash Oil, or Hashish (35-48-4-11) | 1 | 1 | 2 | 3 |
| Possession of Paraphernalia (35-48-4-8.3) | 0 | 0 | 0 | 0 |
| Possession of Substance Represented to be a Controlled Substance (35-48-4-4.6) | 0 | 0 | 0 | 0 |
| Possession, Purchase, Accepting Tobacco (35-46-1-10.5) | 0 | 0 | 0 | 0 |
| Probation Violation | 0 | 0 | 0 | 0 |
| Public Intoxication (7.1-5-1-3) | 0 | 0 | 0 | 0 |
| Receiving Unidentified Property (35-43-7-5) | 0 | 0 | 0 | 0 |
| Reckless Driving (9-21-8-52) | 0 | 0 | 0 | 0 |
| Refusal to Aid Officer (35-44-3-7) | 0 | 0 | 0 | 0 |
| Refusal to Identify Self (34-28-5-3.5) | 0 | 0 | 0 | 0 |
| Selling,Distributing,Exhibiting Obscene Material (35-49-3-1) | 0 | 0 | 0 | 0 |
| Torture, Kill, Mutilate an Animal (35-46-3-12) | 0 | 0 | 0 | 0 |
| Unauthorized Possession of Prescription (35-48-4-14) | 0 | 0 | 0 | 0 |
| Unlawful Entry of Motor Vehicle (35-43-4-2.7) | 0 | 0 | 0 | 0 |
| Unlawful Gambling (35-45-5-2) | 0 | 0 | 0 | 0 |
| Unlawful Use of Railroad Right of Way (8-3-15-3) | 0 | 0 | 0 | 0 |
| Vending Machine Vandalism (35-43-4-7) | 0 | 0 | 0 | 0 |
| Violation of Compulsory School Attendance Law (Truancy) (31-37-2-3) | 0 | 0 | 0 | 0 |
| Violation Home Detention | 0 | 0 | 0 | 0 |
| Violation Suspended Commitment to DOC | 0 | 0 | 0 | 0 |
| Voyeurism (35-45-4-5) | 0 | 0 | 0 | 0 |
| Welfare Fraud (35-45-5-7) | 0 | 0 | 0 | 0 |
| NO SENTENCE DATA | 0 | 0 | 0 | 0 |
| Sub-Total | 1 | 2 | 2 | 5 |
| GRAND TOTAL NUMBER OF JUVENILES | 10 | 37 | 15 | 81 |

Source: SAS - mnthadm4.mso

Indiana Department of Correction
Table 18
Juvenile Female New Commitments

| <u>Month</u> | <u>2011</u> | <u>2012</u> | <u>2013</u> | <u>2014</u> | <u>2015</u> |
|---------------|-------------|-------------|-------------|-------------|-------------|
| January | 15 | 10 | 18 | 10 | 3 |
| February | 15 | 13 | 13 | 9 | 8 |
| March | 18 | 15 | 11 | 7 | |
| April | 10 | 12 | 13 | 15 | |
| May | 9 | 14 | 13 | 11 | |
| June | 23 | 9 | 13 | 8 | |
| July | 10 | 12 | 20 | 14 | |
| August | 11 | 16 | 23 | 10 | |
| September | 5 | 8 | 6 | 5 | |
| October | 12 | 18 | 10 | 8 | |
| November | 14 | 7 | 5 | 5 | |
| December | <u>9</u> | <u>7</u> | <u>12</u> | <u>13</u> | |
| TOTALS | 151 | 141 | 157 | 115 | 11 |


Source:

SAS - mnthadm4.pgm

Indiana Department of Correction

Graph G

Average Daily Juvenile Female Offender Populations
Calendar Year 2015



Indiana Department of Correction
Table 19
Juvenile Male New Commitments

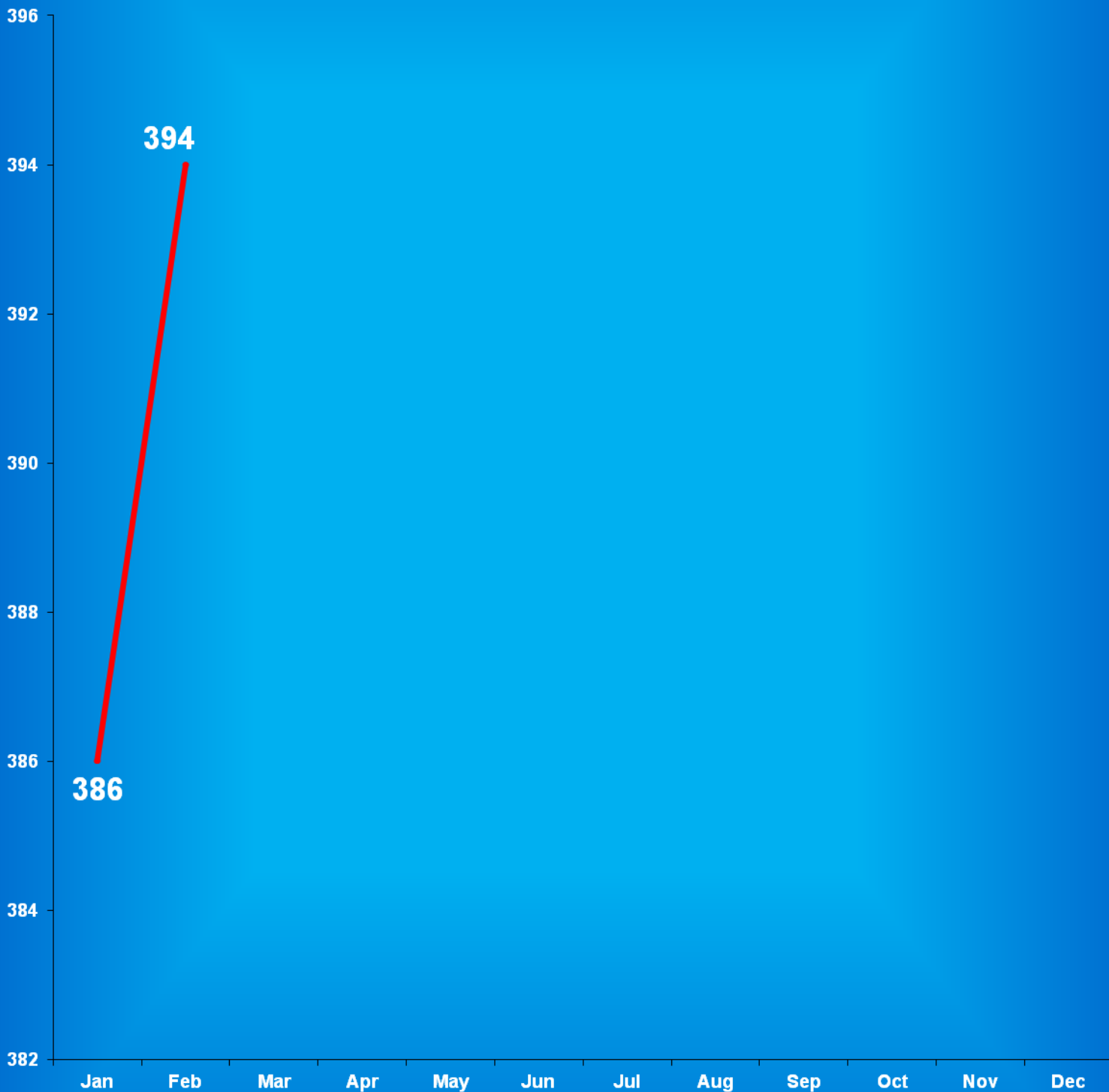
| <u>Month</u> | <u>2011</u> | <u>2012</u> | <u>2013</u> | <u>2014</u> | <u>2015</u> |
|---------------|-------------|-------------|-------------|-------------|-------------|
| January | 69 | 63 | 76 | 58 | 35 |
| February | 62 | 71 | 45 | 46 | 26 |
| March | 90 | 75 | 82 | 30 | |
| April | 72 | 56 | 47 | 53 | |
| May | 64 | 69 | 74 | 47 | |
| June | 64 | 77 | 45 | 55 | |
| July | 71 | 48 | 68 | 46 | |
| August | 94 | 90 | 44 | 42 | |
| September | 58 | 66 | 31 | 43 | |
| October | 65 | 85 | 74 | 48 | |
| November | 81 | 47 | 59 | 40 | |
| December | <u>52</u> | <u>44</u> | <u>40</u> | <u>40</u> | |
| TOTALS | 842 | 791 | 685 | 548 | 61 |

Source:
SAS - mnthadm4.pgm

Indiana Department of Correction

Graph H

Average Daily Juvenile Male Offender Populations Calendar Year 2015





Juvenile Reintegration Districts



District #8

JDAI Liaison/Reintegration Specialist, Tabatha Geese

District #6

JDAI Liaison/Reintegration Specialist, Vacant

District #2

JDAI Liaison/Reintegration Specialist, Karen Tamow

District #5

JDAI Liaison/Reintegration Specialist, Arthur Torrance

District #3

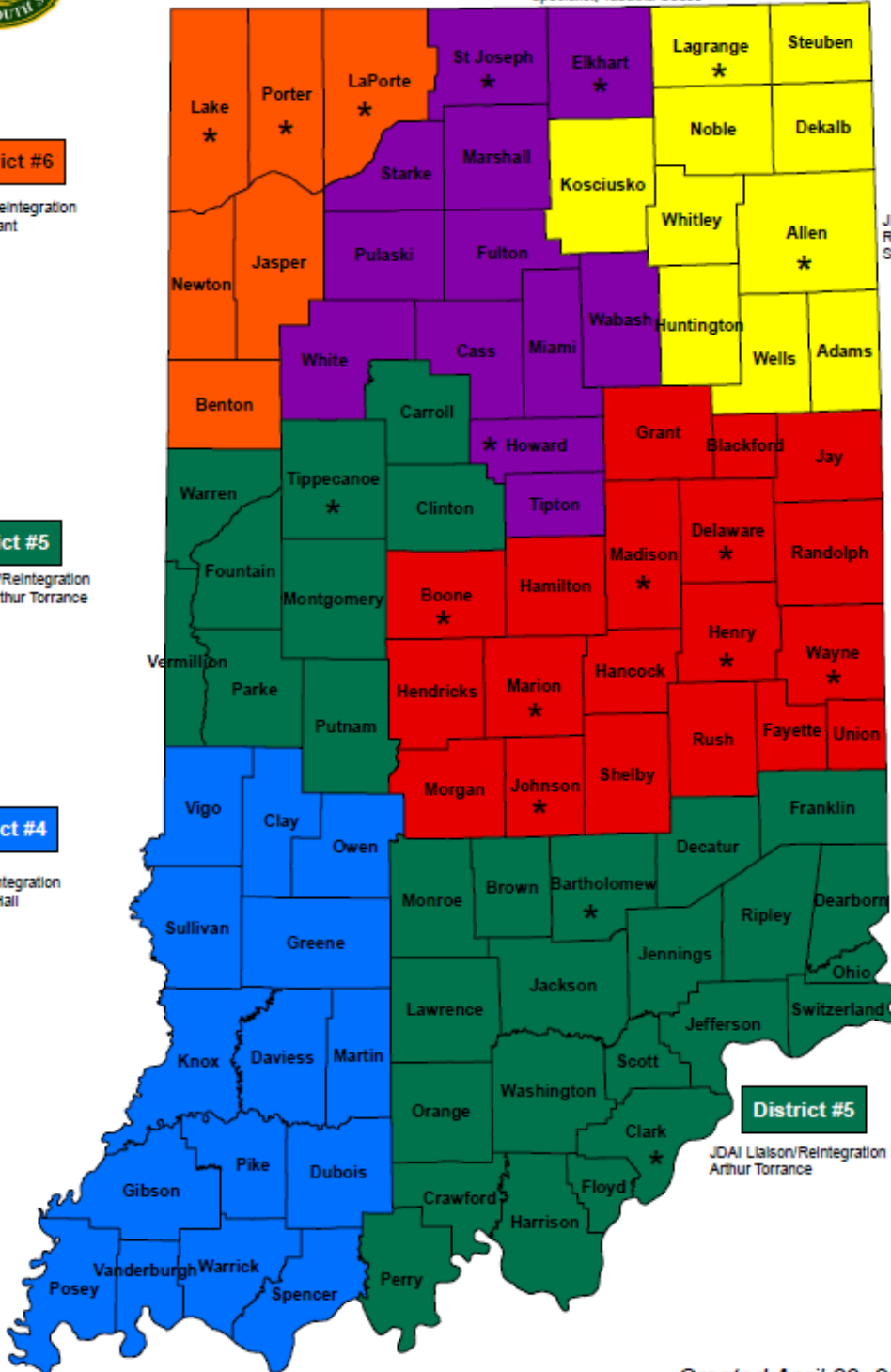
JDAI Liaison/Reintegration Specialist, Tyler Mason

District #4

JDAI Liaison/Reintegration Specialist, Eilyn Hall

District #5

JDAI Liaison/Reintegration Specialist, Arthur Torrance



Created April 29, 2014

*JDAI Site

Indiana Department of Correction
Table 20
Juvenile Parole Caseload on February 1, 2015

| <u>Juvenile Reintegration Districts</u> | Indiana Parolees | | Other Jurisdiction | | <u>Total</u> |
|-----------------------------------------|---------------------------------------------------|------------------------|---------------------------|------------------------|--------------|
| | <u>Juvenile Male</u> | <u>Juvenile Female</u> | <u>Juvenile Male</u> | <u>Juvenile Female</u> | |
| <i>Interstate Compact (RD0)*</i> | 1 | 0 | 6 | 0 | 7 |
| | <u>District Supervision Breakdown as follows:</u> | | | | |
| Juv Reintegration District 2 | 8 | 0 | 0 | 0 | 8 |
| Juv Reintegration District 3 | 10 | 1 | 3 | 0 | 14 |
| Juv Reintegration District 4 | 8 | 0 | 1 | 0 | 9 |
| Juv Reintegration District 5 | 4 | 0 | 0 | 0 | 4 |
| Juv Reintegration District 6 | 2 | 0 | 1 | 0 | 3 |
| Juv Reintegration District 8 | 6 | 4 | 1 | 0 | 11 |
| Total | 39 | 5 | 6 | 0 | 50 |

Total Juvenile Parole Population on the First Day of Each Month

| <u>Calendar Year 2015</u> | Indiana Parolees | | Other Jurisdiction | | <u>Total</u> |
|---------------------------|-------------------------|------------------------|---------------------------|------------------------|--------------|
| | <u>Juvenile Male</u> | <u>Juvenile Female</u> | <u>Juvenile Male</u> | <u>Juvenile Female</u> | |
| January | 42 | 5 | 2 | 0 | 49 |
| January | 39 | 5 | 6 | 0 | 50 |

** Includes Indiana parolees who are serving their parole in another state, as well as offenders from other States being supervised in Indiana (Interstate Compact)*

Sources: Juvenile Services
Parole Division
SAS - juvpar12.pgm

**Indiana Department of Correction
Indiana Government Center South, Room E334
302 W. Washington Street
Indianapolis, IN 46204**

**Prepared by:
Josh Spear, Research Analyst
(317) 234-4417
jspear2@idoc.IN.gov**

This report and previous reports may be found at:

<http://www.in.gov/idoc/2376.htm>



CHANGING LIVES

The logo for the Indiana Department of Correction is circular, featuring a central shield with a scale of justice and a sword. The shield is surrounded by a ring of stars and the words "EMPLOYEES", "EFFICIENCY", and "EFFECTIVENESS". The outer ring of the logo contains the text "INDIANA" at the top and "DEPARTMENT OF CORRECTION" at the bottom. A blue silhouette of the state of Indiana is positioned to the right of the logo, partially overlapping the word "CHANGING" in the main title.

The Indiana Department of Correction advances public safety and successful re-entry through dynamic supervision, programming, and partnerships.