


Indiana Department of Correction

Division of Data Analytics



Offender Population Statistical Report

- JANUARY 2020 -

Rob Carter, Commissioner

**Indiana Department of Correction
Indiana Government Center South, Room E334
302 W. Washington Street
Indianapolis, IN 46204**

**Prepared by:
Chris Yirenkyi, Data Analyst
(317) 233-4765
cyirenkyi@idoc.in.gov**

This report and previous reports may be found at:

<http://www.in.gov/idoc/2376.htm>



Definitions

For the purpose of this report, the following definitions apply:

Admission – The means by which an offender enters the custody or jurisdiction of the Indiana Department of Correction. For this report, with the exception of the return of an escapee, this does not include a return from a temporary absence.

Average Daily Population – The sum of the daily beginning counts for a month, divided by that month's number of daily beginning counts.

Beginning Count – The number of offenders physically present at the beginning of the day (ie, 0000:01 hours).

Class A Felony – An offense whereby a person convicted of this felony shall be imprisoned for a fixed term of thirty years, with not more than twenty years added for aggravating circumstances, or not more than ten years subtracted for mitigating circumstances.

Class B Felony – An offense whereby a person convicted of this felony shall be imprisoned for a fixed term of ten years, with not more than ten years added for aggravating circumstances, or not more than four years subtracted for mitigating circumstances.

Class C Felony – An offense whereby a person convicted of this felony shall be imprisoned for a fixed term of four years, with not more than four years added for aggravating circumstances, or not more than two years subtracted for mitigating circumstances.

Class D Felony – An offense whereby a person convicted of this felony shall be imprisoned for a fixed term of one and one-half years, with not more than one and one-half years added for aggravating circumstances, or not more than one year subtracted for mitigating circumstances.

Class 1 Felony – An offense whereby a person convicted of this felony shall be imprisoned with a sentence range of 20-40 years, with not more than twenty years added as a habitual offender enhancement.

Class 2 Felony – An offense whereby a person convicted of this felony shall be imprisoned with a sentence range of 10-30 years, with not more than twenty years added as a habitual offender enhancement.

Class 3 Felony – An offense whereby a person convicted of this felony shall be imprisoned with a sentence range of 3-16 years, with not more than twenty years added as a habitual offender enhancement.

Class 4 Felony – An offense whereby a person convicted of this felony shall be imprisoned with a sentence range of 2-12 years, with not more than twenty years added as a habitual offender enhancement.

Class 5 Felony – An offense whereby a person convicted of this felony shall be imprisoned with a sentence range of 1-6 years, with not more than six years added as a habitual offender enhancement.

Class 6 Felony – An offense whereby a person convicted of this felony shall be imprisoned with a sentence range of 0.5-2.5 years, with not more than six years added as a habitual offender enhancement.

Contracted Beds - Those offenders who have been committed to the Indiana Department of Correction, but are housed in a local work release facility under contract of a 3rd party provider.

County Jail "Back-ups" (Jail Bed Count) – Those offenders who have been committed to the Indiana Department of Correction, but are housed in a county jail until they can be transferred to a Department of Correction intake facility. The county receives \$35.00 per day, per offender, to house these offenders.

Ending Count – The number of offenders physically present at the end of the day (ie, 2400:00 hours).

Felon – A person convicted in any jurisdiction who might have been imprisoned for more than one year.

Murder - An offense whereby a person convicted of this felony shall be imprisoned for a fixed term of fifty-five years, with not more than ten years added for aggravating circumstances, or not more than ten years subtracted for mitigating circumstances.

Definitions Continued

Operational Capacity – The total bed capacity of the facility. The capacity of a facility is the number of beds authorized for safe and efficient operation of the facility.

Pre-Dispositional – An individual ordered by the Court to the Indiana Department of Correction for evaluation prior to sentencing.

Release – The means by which an offender leaves the custody or jurisdiction of the Indiana Department of Correction. For this report, with the exception of an escape, this does not include a temporary absence.

Safekeeper – An individual whom the Court has determined to be in imminent danger of serious bodily injury or death, or who represents a substantial threat to the safety of others, and whom the Court has ordered to the Indiana Department of Correction for custody and security control.

Maximum Level Facilities – Maximum security facilities have very restrictive security measures and housing is celled space.

Medium Level Facilities – Medium security facilities have moderate degree of security measures and housing consists of dormitories and celled space.

Minimum Level Facilities – Minimum Security Facilities have the least restrictive security measures and housing is dormitory style. Also included as minimum security are work release program offenders who leave the facility for outside employment but return nightly.

Intake Facilities – Intake facilities are designated to receive newly committed adult offenders. During the intake process each offender is evaluated through interviews, reports and diagnostic tests. This evaluation forms the basis of the offenders' facility and program assignment.

Secure Housing Units – Denotes maximum control with the most restrictive security measures in place.

Vacancy – The number of beds available for assignment.

Juvenile Diagnostic/Walkthrough – A Juvenile court can order a youth to the Department of Correction to be temporarily committed for not more than 14 days (excluding Saturdays, Sundays and Legal holidays) for the purpose of an evaluation. The youth must be adjudicated delinquent and the order has to be prior to disposition. The department will send a report to the court of the written findings.

Indiana Department of Correction Population Summary

- There were 24,676 adult male offenders (including 362 county jail “back-ups” and 76 in contracted beds) on February 01, 2020. This population is 2% below operational bed capacity for general population.
- There were 2,622 adult female offenders (including 61 county jail “back-ups” and 17 in contracted beds) on February 01, 2020. This population is 8% below the operational bed capacity.
- There were 342 juvenile male offenders in the Department’s facilities on February 01, 2020. This population is 40% below the operational bed capacity.
- There were 21 juvenile female offenders in the Department’s facilities on February 01, 2020. This population is 65% below the operational bed capacity.
- There were 5,404 adult males on parole in Indiana (4,956 Indiana parolees and 448 other jurisdiction parolees) February 01, 2020.
- There were 634 adult females on parole in Indiana (581 Indiana parolees and 53 other jurisdiction parolees) on February 01, 2020.
- There were 885 adults admitted to IDOC (774 male and 111 female) and 900 adults released from IDOC (759 male and 141 female) in January 2020.
- There were 31 juveniles admitted to IDOC (28 male and 3 female) and 30 juveniles released from IDOC (23 male and 7 female) in January 2020.

**Indiana Department of Correction
Human Resource Report**

January 31, 2019

ADULT FACILITIES

Facility	Total Staff*	Custody Staff	Non-Custody	Vacancies	Hires - Rehires	Retired - Terminated	Inter-Agency		Contract/Vendor		
							In	Out	Aramark	Health	Education
Branchville Correctional Facility	255	178	77	20	8	7	0	0	12	30	6
Chain O'Lakes Correctional Facility	29	22	7	2	0	0	0	0	4	2	0
Correctional Industrial Facility	302	231	71	67	3	11	1	0	11	21	3
Edinburgh Correctional Facility	68	53	15	4	4	1	0	0	6	4	1
Indiana State Prison/Lakeside	484	374	110	88	37	17	0	0	27	44	3
Indiana Women's Prison	185	129	56	8	10	6	0	0	6	24	6
Madison Correctional Facility	204	148	56	12	4	4	0	0	9	24	3
Miami Correctional Facility	428	313	115	129	38	31	5	3	31	54	10
New Castle Correctional Facility**	448	312	136	94	0	0	0	0	30	81	16
Pendleton Correctional Facility	430	304	126	98	12	14	0	0	24	45	1
Plainfield Correctional Facility	343	249	94	51	20	9	1	0	23	37	9
Putnamville Correctional Facility	441	320	121	86	30	18	1	0	18	38	10
Reception-Diagnostic Center	212	161	51	36	9	5	0	0	0	27	0
Rockville Correctional Facility	245	174	71	21	10	4	0	0	12	28	6
South Bend Comm. Re-Entry Center	36	25	11	6	1	0	0	0	3	3	0
Heritage Trail DOC Staff	23	0	23	2	0	0	0	0	0	11	7
Heritage Trail GEO Staff**	192	116	76	12	0	0	0	0	4	11	0
Wabash Valley Correctional Facility	585	457	128	61	13	17	0	0	37	63	4
Westville Correctional Facility	653	497	156	117	19	17	1	1	39	67	12
Total	5,563	4,063	1,500	914	218	161	9	4	296	614	97

JUVENILE FACILITIES

Facility	Total Staff*	Custody Staff	Non-Custody	Vacancies	Hires - Rehires	Retired - Terminated	Inter-Agency		Contract/Vendor		
							In	Out	Aramark	Health	Education
Camp Summit	59	41	18	5	1	0	0	0	5	8	2
Logansport Intake/North Central	165	110	55	23	10	4	0	0	10	13	3
Pendleton Juvenile Correctional	228	149	79	65	13	12	0	0	10	17	4
Total	452	300	152	93	24	16	0	0	25	38	9

ADMINISTRATIVE

Central Office***	Total	561	185	376	68	3	5	0	0	0	10	1.5
-------------------	--------------	------------	------------	------------	-----------	----------	----------	----------	----------	----------	-----------	------------

TOTALS

STATE EMPLOYEE TOTAL	5,936	4,120	1,816	969	245	182	9	4	0	0	0
CONTRACT EMPLOYEE TOTAL	1,730	428	1,302	106	0	0	0	0	321	662	107
GRAND TOTAL	7,666	4,548	3,118	1,075	245	182	9	4	321	662	107

* Total Active Staff does not include those on disability, suspension, or leave with pay.


** New Castle Correctional Facility and Heritage Trail are privately contracted institutions. Their hire/rehire and termination/reire data is not provided to DOC.

*** Includes Technology Services Division, PEN Products, Staff Development and Training, and the Parole Division (counted as Custody Staff)

Note: Total staff, custody staff, non-custody staff, and vacancy data are as of the end of the month.

Hires and re-hires, retirements and terminations, intra-agency transfer in and transfer out are the total number of actions for the month.

Source: DOC Human Resource



Offender Statistics



Indiana Department of Correction

Table 1

**Offender Population & Vacancy Numbers, by Facility Security Level
February 1, 2020**

Minimum Security - Adult MALE

	January Ending Count	General Population Vacancies	Programs & Treatment Vacancies	Restricted Housing & Infirmery Vacancies	Down Beds	Held Beds
Chain O'Lakes	98	3	0	0	0	1
Edinburgh	340	2	0	0	0	2
Miami - MCA	201	2	0	0	0	1
New Castle - NCA	195	8	0	0	0	1
Pendleton - IRO	215	0	0	0	1	4
Westville - WCA	349	24	2	0	0	4
Wabash Valley - WVA	196	1	0	0	0	1
Total	1,594	40	2	0	1	14

Re-Entry & Work Release - Adult MALE

	January Ending Count	General Population Vacancies	Programs & Treatment Vacancies	Restricted Housing & Infirmery Vacancies	Down Beds	Held Beds
Bartholomew Co. Re-Entry	2	18	0	0	0	0
Chain O'Lakes Re-Entry	37	0	0	0	0	1
Lake Co. Re-Entry/M	8	2	0	0	0	0
South Bend Re-Entry	186	13	0	0	0	2
VOA/Hope Hall Re-Entry	19	1	0	0	0	0
Starke Co. PI - TC	47	0	1	0	0	0
Total	299	34	1	0	0	3

Medium Security - Adult MALE

	January Ending Count	General Population Vacancies	Programs & Treatment Vacancies	Restricted Housing & Infirmery Vacancies	Down Beds	Held Beds
Branchville	1,387	64	70	12	0	0
Correctional Industrial	1,458	19	0	6	0	12
Indiana State Prison ISO	378	5	0	0	0	2
Plainfield	1,499	11	4	10	159	13
Putnamville	2,163	14	5	6	322	0
Heritage Trail	857	4	0	0	0	7
Westville	2,533	97	60	42	183	26
New Castle	2,394	2	0	19	3	13
Total	12,669	216	139	95	667	73

Table 1 (Cont.)

Maximum Security - Adult MALE

	January Ending Count	General Population Vacancies	Programs & Treatment Vacancies	Restricted Housing & Infirmery Vacancies	Down Beds	Held Beds
Miami	2,910	51	4	2	2	15
Indiana State Prison	1,986	21	14	5	22	19
Pendleton	1,416	6	7	6	7	7
Pendleton Treatment Unit	173	0	77	0	10	0
ISR Secure Housing Unit	58	0	0	9	0	2
New Castle Annex	428	13	0	33	11	1
New Castle Mental Health	113	0	15	0	0	0
WCU Secure Housing Unit	107	0	0	1	2	0
Wabash Valley	1,710	10	35	6	8	16
WVS Secure Housing Unit	196	0	0	15	5	0
Reception Diag. Center	655	19	0	0	21	0
Total	9,752	120	152	77	88	60

Minumum Security & Re-Entry - Adult FEMALE

	January Ending Count	General Population Vacancies	Programs & Treatment Vacancies	Restricted Housing & Infirmery Vacancies	Down Beds	Held Beds
Madison	642	168	0	0	0	0
Jefferson Co. Re-Entry	67	2	0	0	0	3
Crane House	17	28	0	0	0	0
Total	726	198	0	0	0	3

Medium Security - Adult FEMALE

Rockville	979	6	36	19	0	1
Total	979	6	36	19	0	1

Maximum Security - Adult FEMALE

Women's Prison	696	13	8	2	0	8
Rockville Intake	160	52	0	0	0	0
Total	856	65	8	2	0	8

JAIL BED COUNT

Adult Male	362	N/A	N/A	N/A	N/A	N/A
Adult Female	<u>61</u>	<u>N/A</u>	<u>N/A</u>	<u>N/A</u>	<u>N/A</u>	<u>N/A</u>
Total	423					

Table 1 (Cont.)

JUVENILE OFFENDERS

Juvenile Male

	January Ending Count	General Population Vacancies	Programs & Treatment Vacancies	Restricted Housing & Infirmery Vacancies	Down Beds	Held Beds
Logansport Juvenile Intake/Diagnostic Facility	23	63	0	6	0	0
North Central Juvenile Correctional Facility	119	54	0	0	0	1
Pendleton Juvenile Correctional Facility	200	176	0	8	0	7
Total	342	293	0	14	0	8

Juvenile Female

LaPorte Juvenile Correctional Facility	21	39	0	2	0	0
--	----	----	---	---	---	---

TOTALS

	January Ending Count	General Population Vacancies	Programs & Treatment Vacancies	Restricted Housing & Infirmery Vacancies	Down Beds	Held Beds
GRAND TOTAL FOR ALL ADULT MALES (Includes Jail Bed Count and Contracted Beds)	24,676	410	294	172	756	150
TOTAL FOR ADULT MALES IDOC FACILITIES ONLY	24,238	389	293	172	756	150
GRAND TOTAL FOR ALL ADULT FEMALES (Includes Jail Bed Count and Contracted Beds)	2,622	269	44	21	0	12
TOTAL FOR ADULT FEMALES IDOC FACILITIES ONLY	2,544	239	44	21	0	9
TOTAL FOR JUVENILE MALES	342	293	0	14	0	8
TOTAL FOR JUVENILE FEMALES	21	39	0	2	0	0
GRAND TOTAL FOR THE DEPARTMENT (Includes Jail Bed Count and Contracted Beds)	27,661	1,011	338	209	756	170
GRAND TOTAL FOR THE DEPARTMENT (Excludes Jail Bed Count and Contracted Beds)	27,145	960	337	209	756	167

Sources: Planning Division Facility Body Count Report
 Planning Division Juvenile Daily Count Report
 OIS - Jail Bed Count
 Operational Support Services - Vacancy Report

Indiana Department of Correction
Table 2
Operational Capacity Compared to Population, by Facility
February 1, 2020

Minimum Security - Adult MALE					
	December	Jsnuary	Jsnuary	Jsnuary	Percent +/-
	Operational	Operational	Operational	Ending	Capacity
	Capacity	Capacity	Capacity*	Count	
Chain O'Lakes	102	102	101	98	-3%
Edinburgh	344	344	342	340	-1%
Miami - MCA	204	204	203	201	-1%
New Castle - NCA	204	204	203	195	-4%
Pendleton - IRO	220	220	215	215	0%
Westville - WCA	379	379	373	349	-6%
Wabash Valley - WVA	<u>198</u>	<u>198</u>	<u>197</u>	<u>196</u>	<u>-1%</u>
Total	1,651	1,651	1,634	1,594	-2%

Re-Entry & Work Release - Adult MALE					
Bartholomew Co. Re-Entry	20	20	40	2	-95%
Chain O'Lakes Re-Entry	38	38	37	37	0%
Lake Co. Re-Entry/M	10	10	10	8	-20%
South Bend Re-Entry	201	201	199	186	-7%
VOA/Hope Hall Re-Entry	20	20	20	19	-5%
Starke Co. PI - TC	<u>48</u>	<u>48</u>	47	47	0
Total	337	337	353	299	-15%

Medium Security - Adult MALE					
Branchville	1,533	1,533	1,451	1,387	-4%
Correctional Industrial	1,495	1,495	1,477	1,458	-1%
Indiana State Prison ISO	385	385	383	378	-1%
Plainfield	1,696	1,696	1,510	1,499	-1%
Putnamville	2,510	2,510	2,177	2,163	-1%
Heritage Trail	868	868	861	857	0%
Westville	2,941	2,941	2,630	2,533	-4%
New Castle	<u>2,431</u>	<u>2,431</u>	<u>2,396</u>	<u>2,394</u>	<u>0%</u>
Total	13,859	13,859	12,885	12,669	-2%

Table 2 (Cont.)

Maximum Security - Adult MALE					
	December Operational Capacity	Jsnuary Operational Capacity	Jsnuary Adjusted Operational Capacity*	Jsnuary Ending Count	Percent +/- Capacity
Miami	2,984	2,984	2,961	2,910	-2%
Indiana State Prison	2,067	2,067	1,994	1,986	0%
Pendleton	1,449	1,449	1,422	1,416	0%
Pendleton Treatment Unit	260	260	173	173	0%
ISR Secure Housing Unit	69	69	58	58	0%
New Castle Annex	486	486	441	428	-3%
New Castle Mental Health	128	128	113	113	0%
WCU Secure Housing Unit	110	110	107	107	0%
Wabash Valley	1,785	1,785	1,720	1,710	-1%
WVS Secure Housing Unit	216	216	196	196	0%
Reception Diag. Center	<u>711</u>	<u>695</u>	<u>655</u>	<u>655</u>	<u>0%</u>
Total	10,265	10,249	9,840	9,752	-1%

Minimum Security & Re-Entry - Adult FEMALE					
Madison	810	810	810	642	-21%
Jefferson Co. Re-Entry	72	72	69	67	-3%
Crane House	45	45	45	17	-62%
Total	927	927	924	726	-21%

Medium Security - Adult FEMALE					
Rockville	<u>1,041</u>	<u>1,041</u>	985	979	-1%
Total	1,041	1,041	985	979	-1%

Maximum Security - Adult FEMALE					
Women's Prison	727	727	709	696	-2%
Rockville Intake	<u>212</u>	<u>212</u>	<u>160</u>	<u>160</u>	<u>0%</u>
Total	939	939	869	856	-1%

JAIL BED COUNT**					
Adult Male	270	362	362	362	0%
Adult Female	<u>46</u>	<u>61</u>	<u>61</u>	<u>61</u>	<u>0%</u>
Total	316	423	423	423	0%

JUVENILE OFFENDERS					
	Juvenile Male				
Logansport Juvenile Intake/Diagnostic Facility	92	92	23	23	0%
North Central Juvenile Correctional Facility	174	174	173	119	-31%
Pendleton Juvenile Correctional Facility	<u>391</u>	<u>391</u>	<u>376</u>	<u>200</u>	<u>-47%</u>
Total	657	657	572	342	-40%

Table 2 (Cont.)

Juvenile Female

	December Operational Capacity	Jsnuary Operational Capacity	Jsnuary Adjusted Operational Capacity*	Jsnuary Ending Count	Percent +/- Capacity
LaPorte Juvenile Correctional Facility	62	62	60	21	-65%

TOTALS					
	December Operational Capacity	Jsnuary Operational Capacity	Jsnuary Adjusted Operational Capacity*	Jsnuary Ending Count	Percent +/- Capacity
GRAND TOTAL FOR ALL ADULT MALES (Includes Jail Bed Count and Contracted Beds)	26,382	26,458	25,074	24,676	-2%
TOTAL FOR ADULT MALES IDOC FACILITIES ONLY	26,014	25,998	24,595	24,238	-1%
GRAND TOTAL FOR ALL ADULT FEMALES (Includes Jail Bed Count and Contracted Beds)	2,953	2,968	2,839	2,622	-8%
TOTAL FOR ADULT FEMALES IDOC FACILITIES ONLY	2,862	2,862	2,733	2,544	-7%
TOTAL FOR JUVENILE MALES	657	657	572	342	-40%
TOTAL FOR JUVENILE FEMALES	62	62	60	21	-65%
GRAND TOTAL FOR THE DEPARTMENT (Includes Jail Bed Count** and Contracted Beds)	30,054	30,145	28,545	27,661	-3%
GRAND TOTAL FOR THE DEPARTMENT (Excludes Jail Bed Count and Contracted Beds)	29,595	29,579	27,960	27,145	-3%

*Adjusted Operational Capacity includes Intake Beds and excludes Down, Held, and Segregation/Infirmary, and Program/Treatment Hold Beds.
 **Jail Bed Counts - IDOC offender Jail Bed holding is demand-based, therefore Jail Bed Percent Capacity is always 0%. Jail Bed Operational Capacity is determined by each county's availability and fluctuates from month to month.

Sources: Planning Division Facility Body Count Report
 Planning Division Juvenile Daily Count Report
 OIS - Jail Bed Count
 Operational Support Services - Vacancy Report

Indiana Department of Correction
Table 3
Facility Population on the First Day of Each Month
(Excludes County Jail "Back-ups" & Contracted Beds)

<u>2019</u>	<u>Adult Male</u>	<u>Adult Female</u>	<u>Juvenile Male</u>	<u>Juvenile Female</u>	<u>Total</u>
January	23,970	2,500	365	38	26,873
February	23,876	2,481	382	41	26,780
March	23,963	2,481	386	40	26,870
April	24,030	2,488	383	44	26,945
May	24,103	2,522	372	34	27,031
June	24,138	2,549	360	36	27,083
July	24,181	2,596	355	34	27,166
August	24,186	2,574	367	43	27,170
September	24,285	2,630	373	39	27,327
October	24,264	2,614	376	39	27,293
November	24,274	2,582	368	39	27,263
December	24,259	2,564	360	28	27,211
<u>2020</u>	<u>Adult Male</u>	<u>Adult Female</u>	<u>Juvenile Male</u>	<u>Juvenile Female</u>	<u>Total</u>
January	24,294	2,569	325	25	27,213
February	24,238	2,544	342	21	27,145
March					
April					
May					
June					
July					
August					
September					
October					
November					
December					

Source: Research Division Juvenile Daily Count Report

Indiana Department of Correction
Table 4
Parole Caseload on February 05, 2020

<u>Parole District</u>	Indiana Parolees		Other Jurisdiction		<u>Total</u>
	<u>Adult Male</u>	<u>Adult Female</u>	<u>Adult Male</u>	<u>Adult Female</u>	
<i>Interstate Compact (PD0)*</i>	383	36	448	53	920
	<u>District Supervision Breakdown as follows:</u>				
Re-Entry Parole (PD1)	303	46	30	3	382
Fort Wayne (PD2)	576	59	32	2	669
Indianapolis (PD3)	1162	108	77	4	1,351
Evansville (P4A)	388	43	40	9	480
Terre Haute (P4B)	405	45	21	1	472
Bloomington (PD5)	318	45	25	5	393
Gary (PD6)	387	22	72	6	487
New Castle (PD7)	581	107	41	9	738
South Bend (PD8)	573	52	72	9	706
Madison (PD9)	263	54	38	5	360
Total	5,339	617	448	53	6,457

Total Parole Population on the First Day of Each Month

<u>Calendar Year 2020</u>	Indiana Parolees		Other Jurisdiction		<u>Total</u>
	<u>Adult Male</u>	<u>Adult Female</u>	<u>Adult Male</u>	<u>Adult Female</u>	
January	5,430	625	443	55	6,553
February	5,339	617	448	53	6,457

** Includes Indiana parolees who are serving their parole in another state, as well as offenders from other States being supervised in Indiana (Interstate Compact)*

Sources: Juvenile Services
Parole Division



Adult Offender Statistics



Indiana Department of Correction
Table 5
Monthly Admissions and Releases- Adult Offenders
(Includes County Jail "Back-ups" & Contracted Beds)
January 2020

Admissions	Male	Female	Total
New Commitments	342	48	390
Parole Violators - New Commits	18	1	19
Parole Violators - Technical	121	14	135
Unsentenced (Safekeepers)	5	0	5
Return from Esc - Sec/NonSec Facility	0	0	0
Return from Escape - Non-Secure Facility	2	0	2
Return from Escape - CTP Absconds	0	0	0
Court Supervision Violators - New Commits	77	10	87
Court Supervision Violators - Technical	195	36	231
Return from CTP - New Commits	1	0	1
Return from CTP - Technical	13	2	15
Unknown (Missing Data)	0	0	0
Total Admissions	774	111	885

Releases	Male	Female	Total
Parole	365	50	415
Probation	204	59	263
Escape Secure Facility	0	0	0
Walk-Away - Non-Secure Facility	1	1	2
Discharged	96	17	113
Unsentenced Discharged	0	0	0
Other (i.e. Death)	6	0	6
Community Transition Program (CTP)	85	14	99
CTP Absconds	2	0	2
Unknown (Missing Data)	0	0	0
Total Releases	759	141	900

Of the 342 new commitments of male felons, 161 (46.9%) had a prior commitment.

Of the 48 new commitments of female felons, 14 (29.2%) had a prior commitment.

Effective July 1, 1998, misdemeanants are to be committed to DOC only under special circumstances (IC 11-12-6)

Sources: SAS-prsadm8.pgm, SAS - prisrel8.pgm

Indiana Department of Correction
Table 6
New Admissions by County of Commitment - Adult Offenders

January 2020

County	Felon Level												Total	County	Felon Level												Total	
	Murder	FA	FB	FC	FD	F1	F2	F3	F4	F5	F6	Other*			Murder	FA	FB	FC	FD	F1	F2	F3	F4	F5	F6	Other*		
Adams	0	0	1	0	0	0	0	0	0	3	1	0	5	Madison	0	0	2	2	0	0	3	3	7	6	18	0	41	
Allen	1	1	2	1	0	1	0	2	5	21	10	0	44	Marion	3	2	8	1	2	2	9	24	24	63	3	0	141	
Bartholomew	0	0	1	0	0	0	1	2	0	5	2	0	11	Marshall	0	0	1	0	0	0	2	2	3	4	0	0	12	
Benton	0	0	0	0	0	0	0	0	1	0	0	0	1	Martin	0	0	0	0	0	0	0	0	0	1	0	0	1	
Blackford	0	0	0	0	0	0	0	0	0	0	2	0	2	Miami	0	0	0	0	0	0	0	0	0	0	1	0	1	
Boone	1	0	0	0	0	0	1	1	2	2	1	0	8	Monroe	0	0	1	0	0	0	0	3	2	1	0	0	7	
Brown	0	0	1	0	0	0	0	0	0	0	0	0	1	Montgomery	0	0	0	0	0	0	0	1	0	3	1	0	5	
Carroll	0	0	1	0	0	0	0	0	0	0	0	0	1	Morgan	0	0	0	0	0	0	0	0	0	2	1	0	3	
Cass	0	0	1	0	0	0	0	1	0	0	1	0	3	Newton	0	0	0	0	0	0	1	0	0	1	1	0	3	
Clark	0	0	0	2	0	0	1	1	1	3	2	0	10	Noble	0	0	0	0	0	0	0	1	0	1	1	0	3	
Clay	0	0	0	0	0	1	0	2	1	1	0	0	5	Ohio	0	0	0	0	0	0	0	0	0	0	0	0	0	0
Clinton	0	0	0	0	0	0	0	0	1	0	1	0	2	Orange	0	0	0	0	0	0	0	1	2	0	1	0	4	
Crawford	0	0	0	0	0	0	0	0	0	1	0	0	1	Owen	0	0	0	0	0	0	0	0	1	2	0	0	3	
Daviess	0	0	0	0	0	0	1	0	0	0	0	0	1	Parke	0	0	0	0	0	0	0	0	1	3	0	0	4	
Dearborn	0	0	3	1	1	0	0	0	1	2	0	0	8	Perry	0	0	0	0	0	0	0	0	3	0	0	0	3	
Decatur	0	0	0	0	0	0	0	1	1	2	0	0	4	Pike	0	0	0	0	0	0	0	0	0	1	1	0	2	
DeKalb	0	0	0	0	0	0	0	0	1	4	1	0	6	Porter	1	0	0	0	0	0	0	0	4	0	0	0	5	
Delaware	0	1	0	1	1	0	0	1	3	2	0	0	9	Posey	0	0	0	0	0	0	1	1	0	2	1	0	5	
Dubois	0	0	0	0	0	0	0	0	0	0	0	0	0	Pulaski	1	0	0	0	0	0	0	0	0	2	0	0	3	
Elkhart	0	4	3	2	1	0	1	4	3	6	7	0	31	Putnam	0	0	0	0	0	0	0	0	0	1	0	0	1	
Fayette	0	0	0	0	0	0	0	0	1	4	2	0	7	Randolph	0	0	0	0	0	0	0	0	1	2	0	0	3	
Floyd	0	0	0	0	0	1	0	0	1	1	0	0	3	Ripley	0	0	0	0	0	0	0	1	1	0	2	0	4	
Fountain	0	0	0	0	0	0	0	0	0	1	0	0	1	Rush	0	0	0	0	0	0	0	0	0	1	0	0	1	
Franklin	0	0	0	0	0	0	0	0	0	0	2	0	2	St. Joseph	4	0	4	2	0	1	1	1	2	4	0	0	19	
Fulton	0	0	0	0	0	0	0	0	0	0	0	0	0	Scott	0	0	0	0	0	0	0	0	0	2	0	0	2	
Gibson	0	0	1	0	0	0	0	0	1	1	1	0	4	Shelby	0	1	0	1	0	0	0	2	0	2	1	0	7	
Grant	0	0	1	0	0	0	0	0	0	3	1	1	6	Spencer	0	0	0	0	0	0	0	0	0	0	0	0	0	
Greene	0	0	0	0	0	0	0	0	2	1	0	0	3	Starke	0	0	0	0	0	0	0	0	1	0	0	0	1	
Hamilton	0	0	0	0	0	1	0	2	1	5	3	0	12	Steuben	0	0	0	0	0	0	1	0	0	0	0	0	1	
Hancock	0	0	0	0	0	0	1	1	1	2	1	0	6	Sullivan	0	0	0	0	0	0	0	0	0	1	1	0	2	
Harrison	0	0	0	0	0	0	0	1	2	0	0	0	3	Switzerland	0	0	0	0	0	0	0	0	1	3	0	0	4	
Hendricks	0	0	0	0	0	0	1	0	1	4	0	0	6	Tippecanoe	0	0	1	1	0	0	1	5	3	8	2	0	21	
Henry	0	0	0	0	0	0	0	0	0	2	2	0	4	Tipton	0	0	0	0	0	0	0	0	0	0	0	0	0	
Howard	0	0	0	0	0	0	0	1	0	4	0	0	5	Union	0	0	0	0	0	0	0	0	0	1	0	0	1	
Huntington	0	0	1	1	0	0	0	0	2	3	3	0	10	Vanderburgh	0	0	0	0	1	0	2	1	3	8	3	0	18	
Jackson	0	0	0	0	0	0	1	1	2	5	0	0	9	Vermillion	0	0	0	0	0	0	0	0	0	2	1	0	3	
Jasper	0	0	0	0	0	0	0	1	0	0	0	0	1	Vigo	0	0	0	0	0	0	2	1	6	2	2	0	13	
Jay	0	0	1	0	0	0	1	0	1	1	1	0	5	Wabash	0	0	0	0	0	0	0	0	2	5	0	0	7	
Jefferson	0	1	0	0	0	0	0	2	3	6	1	0	13	Warren	0	0	0	0	0	0	0	0	0	0	2	0	2	
Jennings	0	0	0	0	0	0	0	0	0	3	0	1	4	Warrick	0	0	0	0	0	0	2	0	0	0	0	0	2	
Johnson	0	0	0	0	2	0	2	2	0	6	8	0	20	Washington	0	0	0	0	0	0	1	1	3	0	0	0	5	
Knox	0	0	0	0	0	0	0	2	0	1	0	0	3	Wayne	0	1	0	0	0	0	0	0	2	2	1	0	6	
Kosciusko	0	0	0	0	0	1	1	1	4	1	0	0	8	Wells	0	0	0	1	0	0	0	0	0	1	4	0	7	
LaGrange	0	0	0	0	0	0	0	0	0	0	0	0	0	White	0	0	0	0	0	0	1	0	1	0	0	2		
Lake	0	0	0	1	0	0	0	3	2	5	0	0	11	Whitley	0	0	0	0	0	1	0	0	1	0	0	0	2	
LaPorte	0	0	2	0	0	0	3	5	1	6	1	0	18	Unknown	0	0	0	0	0	0	0	0	0	0	0	0	0	
Lawrence	0	0	0	0	1	0	2	1	3	0	3	0	10	Totals	11	11	36	17	9	8	42	87	124	256	107	0	708	

Data based on Most Serious Offense and includes only New- and Recommittments.

Parole violators are not included.

*"Other" may include missing, habitual offense, contempt of court, or misdemeanor.

**"Unknown" represents offenders who were sentenced to DOC, but County of Commitment data was unavailable.

Source: Prsadm7.pgm

Indiana Department of Correction

Table 7

Release Type by County of Commitment - Adult Offenders

January 2020

County	Release Type				Total	County	Release Type				Total
	Parole	Probation	Discharged	CTP			Parole	Probation	Discharged	CTP	
Adams	1	1	1	1	4	Madison	23	10	2	2	37
Allen	21	11	2	9	43	Marion	106	47	30	14	197
Bartholomew	4	1	1	2	8	Marshall	2	2	1	0	5
Benton	1	0	0	0	1	Martin	1	1	0	0	2
Blackford	3	1	1	2	7	Miami	1	0	0	0	1
Boone	4	1	0	0	5	Monroe	9	1	0	0	10
Brown	0	2	0	0	2	Montgomery	6	2	0	2	10
Carroll	2	0	0	0	2	Morgan	3	1	1	0	5
Cass	2	1	0	4	7	Newton	1	0	0	0	1
Clark	3	2	1	0	6	Noble	4	4	0	0	8
Clay	1	2	0	0	3	Ohio	0	0	0	0	0
Clinton	2	1	1	0	4	Orange	1	0	0	0	1
Crawford	0	0	0	0	0	Owen	0	0	1	0	1
Daviess	3	2	1	0	6	Parke	1	2	0	0	3
Dearborn	1	10	2	0	13	Perry	1	2	1	0	4
Decatur	4	0	0	3	7	Pike	0	3	0	0	3
DeKalb	2	1	0	0	3	Porter	3	2	0	0	5
Delaware	0	1	2	0	3	Posey	1	1	2	1	5
Dubois	0	0	0	0	0	Pulaski	0	0	0	1	1
Elkhart	14	18	2	3	37	Putnam	1	0	0	0	1
Fayette	4	5	1	5	15	Randolph	0	1	0	0	1
Floyd	4	1	2	0	7	Ripley	4	2	0	0	6
Fountain	0	0	0	0	0	Rush	0	3	1	1	5
Franklin	0	3	1	0	4	St. Joseph	14	13	3	6	36
Fulton	1	2	0	1	4	Scott	4	4	1	1	10
Gibson	3	2	0	2	7	Shelby	9	1	3	1	14
Grant	7	1	2	5	15	Spencer	1	0	0	0	1
Greene	0	0	0	1	1	Starke	4	1	0	1	6
Hamilton	2	4	4	0	10	Steuben	0	1	0	1	2
Hancock	1	5	0	0	6	Sullivan	1	1	1	0	3
Harrison	1	3	3	0	7	Switzerland	0	0	0	0	0
Hendricks	3	2	1	0	6	Tippecanoe	6	15	5	0	26
Henry	2	0	1	0	3	Tipton	0	0	0	0	0
Howard	4	4	1	5	14	Union	2	0	1	0	3
Huntington	3	3	2	0	8	Vanderburgh	13	4	11	5	33
Jackson	1	4	0	0	5	Vermillion	2	1	0	0	3
Jasper	2	0	1	1	4	Vigo	3	3	1	3	10
Jay	6	3	1	2	12	Wabash	1	1	1	2	5
Jefferson	6	2	2	1	11	Warren	0	0	0	0	0
Jennings	1	1	0	0	2	Warrick	1	1	0	0	2
Johnson	12	9	4	0	25	Washington	1	0	1	1	3
Knox	1	0	0	0	1	Wayne	10	3	1	1	15
Kosciusko	0	5	1	0	6	Wells	9	3	0	1	13
LaGrange	0	0	0	0	0	White	1	0	0	0	1
Lake	18	3	2	1	24	Whitley	1	6	0	2	9
LaPorte	4	4	1	0	9	Unknown	0	0	0	0	0
Lawrence	10	0	1	5	16	Totals	415	263	113	99	890

This data excludes Temporary Moves, Safekeepers, Predispositions, Escapes, Deaths, releases from CTP and releases from Out of State Parole.

**"Unknown" represents offenders who were sentenced to DOC, but County of Commitment data was unavailable.

Source: prisrel7.pgm

Indiana Department of Correction
Table 8
The Number of Department of Correction Offenders
Held in County Jails*
January 31, 2019.

<u>County</u>	<u>Adult Male</u>	<u>Adult Female</u>	<u>County</u>	<u>Adult Male</u>	<u>Adult Female</u>	<u>County</u>	<u>Adult Male</u>	<u>Adult Female</u>
Adams	1	0	Hendricks	4	1	Pike	0	0
Allen	13	3	Henry**	1	0	Porter	3	0
Bartholomew	8	0	Howard	3	0	Posey	4	0
Benton	0	0	Huntington	0	0	Pulaski**	2	1
Blackford**	4	1	Jackson	7	1	Putnam**	0	0
Boone	7	0	Jasper	1	0	Randolph	4	0
Brown	0	1	Jay	2	0	Ripley	1	2
Carroll	0	0	Jefferson	5	2	Rush	2	0
Cass	2	2	Jennings	0	2	St. Joseph	0	0
Clark	8	1	Johnson	5	1	Scott	5	1
Clay	2	0	Knox**	3	0	Shelby	0	0
Clinton	5	0	Kosciusko	4	0	Spencer**	16	2
Crawford**	0	0	LaGrange	0	0	Starke	0	1
Daviess	0	0	Lake	17	1	Steuben	1	0
Dearborn	8	2	LaPorte	11	1	Sullivan	1	0
Decatur	14	5	Lawrence	2	0	Switzerland	2	0
DeKalb	5	1	Madison	6	2	Tippecanoe	8	1
Delaware	9	0	Marion	16	1	Tipton	0	0
Dubois	0	0	Marshall	12	1	Union	0	0
Elkhart	26	14	Martin	1	0	Vanderburgh	12	1
Fayette	3	1	Miami	2	0	Vermillion	1	0
Floyd	8	1	Monroe	4	0	Vigo	7	1
Fountain	0	0	Montgomery	0	0	Wabash	0	1
Franklin	2	0	Morgan	3	0	Warren	0	0
Fulton	0	0	Newton	1	0	Warrick	2	0
Gibson	1	0	Noble	1	0	Washington	3	0
Grant	7	1	Ohio	0	0	Wayne	11	1
Greene	3	0	Orange**	4	0	Wells**	6	0
Hamilton	7	0	Owen	3	0	White	2	0
Hancock	2	0	Parke	3	0	Whitley	2	0
Harrison**	0	0	Perry	1	3	Total	362	61

* Data is based on known frequencies reported by the counties; some county data may be missing

** County Jail Substance Abuse Programs

Source: Offender Movement□

Indiana Department of Correction
Table 9
Community Transition Program
Average Daily Populations

<u>Month</u>	<u>2016</u>	<u>2017</u>	<u>2018</u>	<u>2019</u>	<u>2020</u>
January	518	465	392	382	338
February	480	475	402	379	
March	492	475	411	372	
April	518	481	441	376	
May	499	487	443	396	
June	469	481	398	379	
July	491	445	386	393	
August	496	421	395	336	
September	509	400	387	330	
October	478	385	384	324	
November	470	389	366	323	
December	<u>461</u>	<u>372</u>	<u>381</u>	<u>339</u>	
YEARLY AVERAGE	490	440	399	361	338

Source: CTP Database and OIS Warmbody

Indiana Department Of Correction
Table 10
Community Transition Program
January 2020 Release Information (Felony Level A-D)

Total number of offenders eligible to be released =		189
Felony A and B total =	149	
Felony C total =	31	
Felony D total =	4	
Murder =	5	
Total number of offenders transitioned to counties for CTP =		25
By default (lack of response from judge)		
Felony A or B =	0	
Felony C =	2	
Felony D =	1	
By approval by court order from judge		
Felony A or B =	21	
Felony C =	1	
Felony D =	0	
Murder =	0	
Total number of offenders transitioned to counties then returned to DOC due to refusal (court ordered denial upon receipt of offender) =		0
Total number of court ordered denials =		111
Felony A or B =	80	
Felony C =	25	
Felony D =	3	
Murder =	3	
Total number of Felony A or B, or Murder denials by default (no response from judge) =		39
Total number of offenders who became ineligible after eligibility determined but prior to CTP commencement date (reasons include change in Earliest Possible Release Date, change in warrant status, released to probation or to parole, other miscellaneous) =		14
Felony A or B =	11	
Felony C =	3	
Felony D =	0	
Murder =	0	

Source: SAS - CTP2 Adms

Indiana Department Of Correction
Table 10
Community Transition Program
January 2020 Release Information (Felony Level 1-6)

Total number of offenders eligible to be released =		300
Felony 1 and 2 total =	10	
Felony 3 and 4 total =	103	
Felony 5 and 6 total =	187	
Total number of offenders transitioned to counties for CTP =		77
By default (lack of response from judge)		
Felony 1 and 2 total =	0	
Felony 3 and 4 total =	0	
Felony 5 and 6 total =	16	
By approval by court order from judge		
Felony 1 and 2 total =	5	
Felony 3 and 4 total =	26	
Felony 5 and 6 total =	30	
Total number of offenders transitioned to counties then returned to DOC due to refusal (court ordered denial upon receipt of offender) =		0
Total number of court ordered denials =		157
Felony 1 and 2 total =	5	
Felony 3 and 4 total =	47	
Felony 5 and 6 total =	105	
Total number of Felony 1 or 2 denials by default (no response from judge) =		0
Total number of offenders who became ineligible after eligibility determined but prior to CTP commencement date (reasons include change in Earliest Possible Release Date, change in warrant status, released to probation or to parole, other miscellaneous) =		53
Felony 1 and 2 total =	0	
Felony 3 and 4 total =	17	
Felony 5 and 6 total =	36	

Indiana Department of Correction
Table 11
Total Number of Felony Offenses
Committed to the Indiana Department of Correction

January 2020

Felony Level	Primary Offense	Secondary Offense	Jan-20		This Calendar Year	
			SEX		SEX	
			F	M	F	M
A Felony	Burglary (35-43-2-1)		-	1	-	1
	Child Molesting (35-42-4-3)		-	6	-	6
	Dealing Cocaine or Narcotic Drug (35-48-4-1)		-	5	-	5
	Dealing Methamphetamine (35-48-4-1.1)		1	1	1	1
	Robbery (35-42-5-1)		-	1	-	1
A Felony Total			1	14	1	14

Felony Level	Primary Offense	Secondary Offense	Jan-20		This Calendar Year	
			SEX		SEX	
			F	M	F	M
B Felony	Burglary (35-43-2-1)		-	14	-	14
	Carjacking (35-42-5-2)		-	1	-	1
	Child Molesting (35-42-4-3)		-	1	-	1
	Criminal Confinement (35-42-3-3)		-	1	-	1
	Dealing Cocaine or Narcotic Drug (35-48-4-1)		-	6	-	6
	Dealing Methamphetamine (35-48-4-1.1)		2	2	2	2
	Dealing Sched I, II, or III Cntrl'd Sub (35-48-4-2)		1	6	1	6
	Felon in Possession of a Firearm (35-47-4-5)		-	2	-	2
	Possession of Methamphetamine (35-48-4-6.1)		-	2	-	2
	Possession of Cocaine or Narcotic Drug (35-48-4-6)		-	1	-	1
	Robbery (35-42-5-1)		-	3	-	3
	Sexual Misconduct with a Minor (35-42-4-9)		1	-	1	-
	B Felony Total		4	39	4	39

Felony Level	Primary Offense	Secondary Offense	Jan-20		This Calendar Year	
			SEX		SEX	
			F	M	F	M
C Felony	Battery (35-42-2-1)		-	1	-	1
	Burglary (35-43-2-1)		-	1	-	1
	Child Molesting (35-42-4-3)		-	5	-	5
	Corrupt Business Influence (35-45-6-2)		-	1	-	1
	Firearm w/in One Mile of School (35-47-2-1)		-	2	-	2
	Forgery (35-43-5-2)		5	2	5	2
	Intimidation (35-45-2-1)		-	1	-	1
	Non-Support of Dependent Child (35-46-1-5)		-	8	-	8
	Operating Vehicle w/Lifetime Suspension (9-30-10-17)		-	1	-	1
	Reckless Homicide (35-42-1-5)		-	1	-	1
	Robbery (35-42-5-1)		-	3	-	3
	Sexual Misconduct with a Minor (35-42-4-9)		-	1	-	1
	Welfare Fraud (35-43-5-7)		-	1	-	1
C Felony Total		5	28	5	28	

Felony Level	Primary Offense	Secondary Offense	Jan-20		This Calendar Year	
			SEX		SEX	
			F	M	F	M
D Felony	Criminal Recklessness (35-42-2-2)		-	1	-	1
	Failure to Remit Sales Tax (6-2.5-9-3)		-	1	-	1
	Failure to Return to Lawful Detention (35-44-3-5)		-	1	-	1
	Intimidation (35-45-2-1)		-	1	-	1
	Neglect of a Dependent (35-46-1-4)		-	2	-	2
	Non-Support of a Child (35-46-1-5)		-	5	-	5
	Operating Vehicle Intox-Prior (9-30-5-3)		-	1	-	1
	Operating Vehicle Intoxicated-Endanger (9-30-5-2)		-	2	-	2
	Poss. of Marijuana, Hash Oil, or Hashish (35-48-4-11)		-	1	-	1
	Possession of Controlled Substance (35-48-4-7)		1	1	1	1
	Theft, Receiving Stolen Property (35-43-4-2)		1	1	1	1
	Vicarious Sexual Gratification (35-42-4-5)		-	1	-	1
D Felony Total			2	18	2	18

Felony Level	Primary Offense	Secondary Offense	Jan-20		This Calendar Year	
			SEX		SEX	
			F	M	F	M
Level 1 Felony	Attempted Murder (35-42-1-1(1))		-	1	-	1
	Attempt to Commit a Felony (35-41-5-1)	Murder (35-42-1-1)	-	4	-	4
	Child Molesting (35-42-4-3)		-	10	-	10
	Firearm Enhancement (35-50-2-11)		-	1	-	1
Level 1 Felony Total			0	16	0	16

Felony Level	Primary Offense	Secondary Offense	Jan-20		This Calendar Year	
			SEX		SEX	
			F	M	F	M
Level 2 Felony	Attempt to Commit a Felony (35-41-5-1)	Burglary (35-43-2-1)	-	1	-	1
	Burglary (35-43-2-1)		-	2	-	2
	Conspiracy (35-41-5-2)	Robbery (35-42-5-1)	-	1	-	1
	Criminal Confinement (35-42-3-3)		-	2	-	2
	Dealing Cocaine or Narcotic Drug (35-48-4-1)		-	12	-	12
	Dealing Methamphetamine (35-48-4-1.1)		4	22	4	22
	Dealing Sched I, II, or III Cntrl'd Sub (35-48-4-2)		1	-	1	-
	Fire Arm Enhancement		-	1	-	1
	Kidnapping (35-42-3-2)		-	2	-	2
	Robbery (35-42-5-1)		1	2	1	2
	Voluntary Manslaughter (35-42-1-3)		-	2	-	2
Level 2 Felony Total			6	47	6	47

Felony Level	Primary Offense	Secondary Offense	Jan-20		This Calendar Year	
			SEX		SEX	
			F	M	F	M
Level 3 Felony	Aggravated Battery (35-42-2-1.5)		-	10	-	10
	Aiding, Inducing or Causing an Offense (35-41-2-4)	Robbery (35-42-5-1)	-	1	-	1
	Attempt to Commit a Felony (35-41-5-1)	Robbery (35-42-5-1)	-	2	-	2
	Burglary (35-43-2-1)		-	4	-	4
	Child Molesting (35-42-4-3)		-	6	-	6
	Conspiracy (35-41-5-2)	Dealing Cocaine or Narcotic Drug (35-48-4-1)	1	-	1	-
		Robbery (35-42-5-1)	-	1	-	1
	Criminal Confinement (35-42-3-3)		1	12	1	12
	Dealing Cocaine or Narcotic Drug (35-48-4-1)		2	8	2	8
	Dealing Methamphetamine (35-48-4-1.1)		2	11	2	11
	Dealing Sched I, II, or III Cntrld Sub (35-48-4-2)		-	1	-	1
	Feticide		-	1	-	1
	Kidnapping (35-42-3-2)		-	1	-	1
	Neglect of a Dependent/Death (35-46-1-4)		-	2	-	2
	Possession of Cocaine or Narcotic Drug (35-48-4-6)		-	1	-	1
	Possession of Meth (35-48-4-6.1)		3	10	3	10
	Rape (35-42-4-1)		-	5	-	5
	Resisting Law Enforcement (35-44.1-3-1)		-	1	-	1
	Robbery (35-42-5-1)		1	27	1	27
Level 3 Felony Total			10	104	10	104

Felony Level	Primary Offense	Secondary Offense	Jan-20		This Calendar Year	
			SEX		SEX	
			F	M	F	M
Level 4 Felony	Aiding, Inducing or Causing an Offense (35-41-2-4)	Burglary (35-43-2-1)	1	-	1	-
		Dealing Methamphetamine (35-48-4-1.1)	1	-	1	-
	Arson (35-43-1-1)		-	1	-	1
	Burglary (35-43-2-1)		7	28	7	28
	Child Molesting (35-42-4-3)		-	15	-	15
	Dealing Cocaine or Narcotic Drug (35-48-4-1)		4	11	4	11
	Dealing Methamphetamine (35-48-4-1.1)		9	19	9	19
	Dealing Sched I, II, or III Cntrld Sub (35-48-4-2)		2	1	2	1
	Felon in Possession of a Firearm (35-47-4-5)		-	41	-	41
	Kidnapping(35-42-3-2)		-	1	-	1
	Manufacturing Meth (35-48-4-1.2)		1	2	1	2
	Possession of Cocaine or Narcotic Drug (35-48-4-6)		-	3	-	3
	Possession of Meth (35-48-4-6.1)		5	9	5	9
	Sexual Misconduct with a Minor (35-42-4-9)		1	5	1	5
	Stalking (35-45-10-5)		-	2	-	2
Level 4 Felony Total			31	138	31	138

Felony Level	Primary Offense	Secondary Offense	Jan-20		This Calendar Year	
			SEX		SEX	
			F	M	F	M
Level 5 Felony	Assisting a Criminal (35-44.1-2-5)		-	1	-	1
	Attempt to Commit a Felony (35-41-5-1)	Escape (35-44.1-3-4)	-	1	-	1
		Bribery	1	-	1	-
	Auto Theft, Receiving Stolen Parts (35-43-4-2.5)		-	1	-	1
	Battery (35-42-2-1)		3	29	3	29

Felony Level	Primary Offense	Secondary Offense	Jan-20		This Calendar Year	
			SEX		SEX	
			F	M	F	M
Level 5 Felony (cont'd)	Burglary (35-43-2-1)		3	44	3	44
	Child Exploitation (35-42-4-4)		-	9	-	9
	Child Possession of a Firearm (35-47-10-5)		-	2	-	2
	Child Solicitation (35-42-4-6)		-	3	-	3
	Conspiracy (35-41-5-2)	Burglary (35-43-2-1)	-	1	-	1
	Conversion (35-43-4-3)		-	1	-	1
	Criminal Confinement (35-42-3-3)		-	5	-	5
	Criminal Recklessness (35-42-2-2)		-	5	-	5
	Dealing Cocaine or Narcotic Drug (35-48-4-1)		6	11	6	11
	Dealing Methamphetamine (35-48-4-1.1)		4	26	4	26
	Dealing Sched I, II, or III Contrl Sub (35-48-4-2)		3	1	3	1
	Dealing in Methamphetamine (35-48-4-1.1)		4	17	4	17
	Dealing/Poss. Look-Alike Subs (35-48-4-4.6)		1	2	1	2
	Disarm/Attempt to Disarm an Officer (35-44.1-3-2)		-	1	-	1
	Domestic Battery (35-42-2-1.3)		3	20	3	20
	Escape (35-44.1-3-4)		1	1	1	1
	Failure to Register as a Sex Offender (11-8-8-17)		-	15	-	15
	Firearm w/in One Mile of School (35-47-2-1)		-	20	-	20
	Fraud on Financial Institution (35-43-5-8)		-	4	-	4
	Intimidation (35-45-2-1)		1	13	1	13
	Kidnapping (35-42-3-2)		-	4	-	4
	Neglect of a Dependent/Death (35-46-1-4)		2	-	2	-
	Non-Support of Dependent Child (35-46-1-5)		-	1	-	1
	Oper Veh Aft Life Susp (9-30-10-17)		-	27	-	27
	Operating Veh while Intoxicated (9-30-5-2)		1	4	1	4
	Operating Vehicle Intoxicated/Death (9-30-5-5)		1	-	1	-
	Operating Vehicle Intoxicated/Injury (9-30-5-4)		-	1	-	1
	Possession of Cocaine or Narcotic Drug 35-48-4-6		1	15	1	15
	Possession of Dangerous Device (35-44.1-3-7)		-	1	-	1
	Prov Gun to Inel Per (35-47-2.5-16)		-	1	-	1
	Reckless Homicide (35-42-1-5)		1	-	1	-
	Resisting Law Enforcement (35-44.1-3-1)		-	1	-	1
	Robbery (35-42-5-1)		-	17	-	17
	Sexual Misconduct with a Minor (35-42-4-9)		-	5	-	5
	Stalking (35-45-10-5)		-	1	-	1
	Strangulation (35-42-2-9)		-	1	-	1
	Theft, Receiving Stolen Property (35-43-4-2)		-	2	-	2
	Trafficking with an Inmate (35-44.1-3-5)		1	2	1	2
Level 5 Felony Total			37	316	37	316

Felony Level	Primary Offense	Secondary Offense	Jan-20		This Calendar Year	
			SEX		SEX	
			F	M	F	M
Level 6 Felony	Aiding in Manufacture of Sch II Cont Subst (35-48-4-2)		1	2	1	2
	Attempt to Commit a Felony (35-41-5-1)	Auto Theft, Receiving Stolen Parts (35-43-4-2.5)	-	1	-	1
	Auto Theft, Receiving Stolen Parts (35-43-4-2.5)		4	4	4	4
	Battery 35-42-2-1		-	8	-	8
	Check Fraud (35-43-5-12)		-	1	-	1
	Child Exploitation (35-42-4-4)		-	1	-	1
	Conspiracy (35-41-5-2)	Auto Theft, Receiving Stolen Parts (35-43-4-2.5)	-	2	-	2
		Theft, Receiving Stolen Property (35-43-4-2)	-	1	-	1
	Criminal Confinement (35-42-3-3)		-	5	-	5
	Criminal Confinement (35-42-3-3)		-	13	-	13
	Criminal Gang Activity (35-45-9-3)		-	1	-	1
	Criminal Recklessness (35-42-2-2)		2	2	2	2
	Dealing Marijuana, Hash Oil, or Hashish (35-48-4-10)		2	1	2	1
	Dissemination of Matter Harmful to Minor (35-49-3-3)		-	1	-	1
	Escape 35-44.1-3-4		2	29	2	29
	Fail to Reg Sex Off (11-8-8-17)		-	1	-	1
	Failure to Appear (35-44.1-2-9)		1	4	1	4
	Forgery, Counterfeiting, Application Fraud (35-43-5-2)		-	2	-	2
	Habitual Offender (35-50-2-8)		-	1	-	1
	Identity Deception (35-43-5-3.5)		1	-	1	-
	Impersonation of a Public Servant (35-44-2-3)		-	1	-	1
	Insurance Fraud (35-43-5-4.5)		-	2	-	2
	Intimidation (35-45-2-1)		-	3	-	3
	Invasion of Privacy (35-46-1-15.1)		-	4	-	4
	Leaving the Scene of an Accident(9-26-1-1.1)		-	1	-	1
	Maintain Common Nuisance (35-45-2-1(c))		1	7	1	7
	Maintaining Common Nuisance (35-48-4-13)		-	1	-	1
	Neglect of a Dependent/Death (35-46-1-4)		2	2	2	2
	Non-Support of Dependent Child (35-46-1-5)		-	3	-	3
	Obstruction of Justice (35-44.1-2-2)		2	1	2	1
	Oper Vehicle-Intox-Prev Conv (9-30-5-3)		-	3	-	3
	Operating Vehicle Intoxicated-Contrld Sub (9-30-5-1)		-	3	-	3
	Operating Vehicle Intoxicated-Endanger (9-30-5-2)		3	5	3	5
		Habitual Offender Controlled Substance (35-50-2-10)	-	1	-	1
	Operating Vehicle-Habitual Violation (9-30-10-16)		-	5	-	5
	Pointing a Firearm (35-47-4-3)		-	2	-	2
	Possession Sched IV Contrld Sub w/in 1,000 ft (35-48-4-7)		-	1	-	1
	Possession of Cocaine or Narcotic Drug (35-48-4-6)		5	17	5	17
	Possession of Marijuana (35-48-4-11)		1	-	1	-
	Possession of Meth(35-48-4-6.1)		18	52	18	52
	Possession of Syringes or Needles (16-42-19-18)		12	9	12	9
	Possession or Use of Legend Drug (16-42-19-13)		3	-	3	-
	Residential Entry (35-43-2-1.5)		-	7	-	7
	Resisting Law Enforc (35-44.1-3-1)		-	28	-	28
	Sexual Misconduct with a Minor (35-42-4-9)		-	1	-	1
	Strangulation (35-42-2-9)		-	6	-	6
	Synthetic ID Deception (35-43-5-3.8)		-	1	-	1
	Theft, Receiving Stolen Property (35-43-4-2)		3	57	3	57
	Voyeurism (35-45-4-5)		-	3	-	3
Level 6 Felony Total			63	306	63	306

Felony Level	Primary Offense	Secondary Offense	Jan-20		This Calendar Year	
			SEX		SEX	
			F	M	F	M
Murder	Murder (35-42-1-1)		-	12	-	12
Murder Total			0	12	0	12

Felony Level	Primary Offense	Secondary Offense	Jan-20		This Calendar Year	
			SEX		SEX	
			F	M	F	M
Habitual Offender	Habitual Offender		-	1	-	1
	Habitual Offender (35-50-2-8)		-	8	-	8
	Habitual Offender Controlled Substance (35-50-2-10)		-	2	-	2
Habitual Offender Total			0	11	0	11

			Jan-20		This Calendar Year	
			SEX		SEX	
			F	M	F	M
Grand Total			159	1049	159	1049

Note: Offense data may not be available for all offenders at the time this table was prepared.
Only new commitments and probation violations are reported on this table.
Parole and Community Transition Program violators are excluded on this table.
Source: SAS - all.citations_mso.pgm

Indiana Department of Correction
 Table 12
 Number of New Admissions by Most Serious Offense
 Committed to the Indiana Department of Correction

January 2020

Felony Level	Primary Offense	Secondary Offense	Jan-20		This Calendar Year	
			SEX		SEX	
			F	M	F	M
Level A Felony	Burglary (35-43-2-1)		-	1	-	1
	Child Molesting (35-42-4-3)		-	3	-	3
	Dealing Cocaine or Narcotic Drug (35-48-4-1)		-	4	-	4
	Dealing Methamphetamine (35-48-4-1.1)		1	1	1	1
	Robbery (35-42-5-1)		-	1	-	1
Level A Felony Total			1	10	1	10

Felony Level	Primary Offense	Secondary Offense	Jan-20		This Calendar Year	
			SEX		SEX	
			F	M	F	M
Level B Felony	Burglary (35-43-2-1)		-	12	-	12
	Carjacking (35-42-5-2)		-	1	-	1
	Child Molesting (35-42-4-3)		-	1	-	1
	Dealing Cocaine or Narcotic Drug (35-48-4-1)		-	5	-	5
	Dealing Methamphetamine (35-48-4-1.1)		2	1	2	1
	Dealing Sched I, II, or III Cntrl'd Sub (35-48-4-2)		1	4	1	4
	Felon in Possession of a Firearm (35-47-4-5)		-	2	-	2
	Possession Methamphetamine (35-48-4-6.1)		-	2	-	2
	Possession of Cocaine or Narcotic Drug (35-48-4-6)		-	1	-	1
	Robbery (35-42-5-1)		-	3	-	3
	Sexual Misconduct with a Minor (35-42-4-9)		1	-	1	-
	Level B Felony Total		4	32	4	32

Felony Level	Primary Offense	Secondary Offense	Jan-20		This Calendar Year	
			SEX		SEX	
			F	M	F	M
Level C Felony	Battery (35-42-2-1)		-	1	-	1
	Burglary (35-43-2-1)		-	1	-	1
	Child Molesting (35-42-4-3)		-	1	-	1
	Corrupt Business Influence (35-45-6-2)		-	1	-	1
	Firearm w/in One Mile of School (35-47-2-1)		-	1	-	1
	Forgery (35-43-5-2)		2	2	2	2
	Intimidation (35-45-2-1)		-	1	-	1
	Non-Support of Dependent Child (35-46-1-5)		-	3	-	3
	Operating Vehicle w/Lifetime Suspension (9-30-10-17)		-	1	-	1
	Reckless Homicide (35-42-1-5)		-	1	-	1
	Robbery (35-42-5-1)		-	1	-	1
Sexual Misconduct with a Minor (35-42-4-9)		-	1	-	1	
Level C Felony Total		2	15	2	15	

Felony Level	Primary Offense	Secondary Offense	Jan-20		This Calendar Year	
			SEX		SEX	
			F	M	F	M
Level D Felony	Criminal Recklessness (35-42-2-2)		-	1	-	1
	Neglect of a Dependent (35-46-1-4)		-	1	-	1
	Non-Support of a Child (35-46-1-5)		-	2	-	2
	Operating Vehicle Intox-Prior (9-30-5-3)		-	1	-	1
	Operating Vehicle Intoxicated-Endanger (9-30-5-2)		-	2	-	2
	Possession of Controlled Substance (35-48-4-7)		1	-	1	-
	Theft, Receiving Stolen Property (35-43-4-2)		1	-	1	-
	Level D Felony Total		2	7	2	7

Felony Level	Primary Offense	Secondary Offense	Jan-20		This Calendar Year	
			SEX		SEX	
			F	M	F	M
Level 1 Felony	Attempted Murder (35-42-1-1(1))		-	1	-	1
	Attempt to Commit a Felony (35-41-5-1)	Murder (35-42-1-1)	-	1	-	1
	Child Molesting (35-42-4-3)		-	5	-	5
	Firearm Enhancement (35-50-2-11)		-	1	-	1
Level 1 Felony Total		0	8	0	8	

Felony Level	Primary Offense	Secondary Offense	Jan-20		This Calendar Year	
			SEX		SEX	
			F	M	F	M
Level 2 Felony	Burglary (35-43-2-1)		-	2	-	2
	Conspiracy (35-41-5-2)	Robbery (35-42-5-1)	-	1	-	1
	Criminal Confinement (35-42-3-3)		-	2	-	2
	Dealing Cocaine or Narcotic Drug (35-48-4-1)		-	9	-	9
	Dealing Methamphetamine (35-48-4-1.1)		3	21	3	21
	Dealing Sched I, II, or III Cntrl'd Sub (35-48-4-2)		1	-	1	-
	Robbery (35-42-5-1)		1	1	1	1
	Voluntary Manslaughter (35-42-1-3)		-	1	-	1
Level 2 Felony Total		5	37	5	37	

Felony Level	Primary Offense	Secondary Offense	Jan-20		This Calendar Year	
			SEX		SEX	
			F	M	F	M
Level 3 Felony	Aggravated Battery (35-42-2-1.5)		-	6	-	6
	Aiding, Inducing or Causing an Offense (35-41-2-4)	Robbery (35-42-5-1)	-	1	-	1
	Attempt to Commit a Felony (35-41-5-1)	Robbery (35-42-5-1)	-	2	-	2
	Burglary (35-43-2-1)		-	4	-	4
	Child Molesting (35-42-4-3)		-	5	-	5
	Conspiracy (35-41-5-2)	Dealing Cocaine or Narcotic Drug (35-48-4-1)	1	-	1	-
	Criminal Confinement (35-42-3-3)		1	3	1	3
	Dealing Cocaine or Narcotic Drug (35-48-4-1)		2	7	2	7
	Dealing Methamphetamine (35-48-4-1.1)		2	10	2	10
	Dealing Sched I, II, or III Cntrl'd Sub (35-48-4-2)		-	1	-	1

Felony Level	Primary Offense	Secondary Offense	Jan-20		This Calendar Year	
			SEX		SEX	
			F	M	F	M
Level 3 Felony (con'td)	Kidnapping (35-42-3-2)		-	1	-	1
	Neglect of a Dependent/Death (35-46-1-4)		-	1	-	1
	Possession of Meth (35-48-4-6.1)		3	10	3	10
	Rape (35-42-4-1)		-	5	-	5
	Resisting Law Enforcement (35-44.1-3-1)		-	1	-	1
	Robbery (35-42-5-1)		1	20	1	20
Level 3 Felony Total			10	77	10	77

Felony Level	Primary Offense	Secondary Offense	Jan-20		This Calendar Year	
			SEX		SEX	
			F	M	F	M
Level 4 Felony	Aiding, Inducing or Causing an Offense (35-41-2-4)	Burglary (35-43-2-1)	1	-	1	-
		Dealing Methamphetamine (35-48-4-1.1)	1	-	1	-
	Arson (35-43-1-1)		-	1	-	1
	Burglary (35-43-2-1)		4	22	4	22
	Child Molesting (35-42-4-3)		-	11	-	11
	Dealing Cocaine or Narcotic Drug (35-48-4-1)		2	6	2	6
	Dealing Methamphetamine (35-48-4-1.1)		6	14	6	14
	Dealing Sched I, II, or III Cntrl'd Sub (35-48-4-2)		1	1	1	1
	Felon in Possession of a Firearm (35-47-4-5)		-	30	-	30
	Kidnapping(35-42-3-2)		-	1	-	1
	Manufacturing Meth (35-48-4-1.2)		1	2	1	2
	Possession of Meth (35-48-4-6.1)		5	7	5	7
	Sexual Misconduct with a Minor (35-42-4-9)		1	5	1	5
	Stalking (35-45-10-5)		-	2	-	2
Level 4 Felony Total			22	102	22	102

Felony Level	Primary Offense	Secondary Offense	Jan-20		This Calendar Year	
			SEX		SEX	
			F	M	F	M
Level 5 Felony	Assisting a Criminal (35-44.1-2-5)		-	1	-	1
	Attempt to Commit a Felony (35-41-5-1)	Escape (35-44.1-3-4)	-	1	-	1
		Bribery	1	-	1	-
	Auto Theft, Receiving Stolen Parts (35-43-4-2.5)		-	1	-	1
	Battery (35-42-2-1)		3	18	3	18
	Burglary (35-43-2-1)		3	28	3	28
	Child Exploitation (35-42-4-4)		-	3	-	3
	Child Possession of a Firearm (35-47-10-5)		-	1	-	1
	Child Solicitation (35-42-4-6)		-	2	-	2
	Conversion (35-43-4-3)		-	1	-	1
	Criminal Confinement (35-42-3-3)		-	4	-	4
	Criminal Recklessness (35-42-2-2)		-	5	-	5
	Dealing Cocaine or Narcotic Drug (35-48-4-1)		1	10	1	10
	Dealing Methamphetamine (35-48-4-1.1)		4	21	4	21
	Dealing Sched I, II, or III Cntrl'd Sub (35-48-4-2)		1	1	1	1
	Dealing in Methamphetamine (35-48-4-1.1)		4	12	4	12
	Dealing/Poss. Look-Alike Subs (35-48-4-4.6)		1	1	1	1
	Disarm/Attempt to Disarm an Officer (35-44.1-3-2)		-	1	-	1
	Domestic Battery (35-42-2-1.3)		3	20	3	20
	Escape (35-44.1-3-4)		1	1	1	1

Felony Level	Primary Offense	Secondary Offense	Jan-20		This Calendar Year	
			SEX		SEX	
			F	M	F	M
Level 5 Felony (cont'd)	Failure to Register as a Sex Offender (11-8-8-17)		-	12	-	12
	Firearm w/in One Mile of School (35-47-2-1)		-	18	-	18
	Fraud on Financial Institution (35-43-5-8)		-	3	-	3
	Intimidation (35-45-2-1)		1	5	1	5
	Kidnapping (35-42-3-2)		-	2	-	2
	Non-Support of Dependent Child (35-46-1-5)		-	1	-	1
	Oper Veh Aft Life Susp (9-30-10-17)		-	17	-	17
	Operating Veh while Intoxicated (9-30-5-2)		1	3	1	3
	Operating Vehicle Intoxicated/Death (9-30-5-5)		1	-	1	-
	Operating Vehicle Intoxicated/Injury (9-30-5-4)		-	1	-	1
	Possession of Cocaine or Narcotic Drug 35-48-4-6		1	12	1	12
	Reckless Homicide (35-42-1-5)		1	-	1	-
	Resisting Law Enforcement (35-44.1-3-1)		-	1	-	1
	Robbery (35-42-5-1)		-	13	-	13
	Sexual Misconduct with a Minor (35-42-4-9)		-	3	-	3
	Stalking (35-45-10-5)		-	1	-	1
	Theft, Receiving Stolen Property (35-43-4-2)		-	2	-	2
	Trafficking with an Inmate (35-44.1-3-5)		1	2	1	2
Level 5 Felony Total			28	228	28	228

Felony Level	Primary Offense	Secondary Offense	Jan-20		This Calendar Year	
			SEX		SEX	
			F	M	F	M
Level 6 Felony	Aiding in Manufacture of Sch II Cont Subst (35-48-4-2)		-	1	-	1
	Auto Theft, Receiving Stolen Parts (35-43-4-2.5)		2	2	2	2
	Battery 35-42-2-1		-	4	-	4
	Criminal Confinement (35-42-3-3)		-	3	-	3
	Criminal Recklessness (35-42-2-2)		1	1	1	1
	Escape 35-44.1-3-4		1	6	1	6
	Insurance Fraud (35-43-5-4.5)		-	1	-	1
	Intimidation (35-45-2-1)		-	1	-	1
	Invasion of Privacy (35-46-1-15.1)		-	2	-	2
	Leaving the Scene of an Accident(9-26-1-1.1)		-	1	-	1
	Maintain Common Nuisance (35-45-2-1(c))		-	1	-	1
	Neglect of a Dependent/Death (35-46-1-4)		-	1	-	1
	Obstruction of Justice (35-44.1-2-2)		1	-	1	-
	Oper Vehicle-Intox-Prev Conv (9-30-5-3)		-	1	-	1
	Operating Vehicle Intoxicated-ContrHld Sub (9-30-5-1)		-	2	-	2
	Operating Vehicle Intoxicated-Endanger (9-30-5-2)		2	2	2	2
		Habitual Offender Controlled Substance (35-50-2-10)	-	1	-	1
	Operating Vehicle-Habitual Violation (9-30-10-16)		-	2	-	2
	Possession of Cocaine or Narcotic Drug (35-48-4-6)		2	4	2	4
	Possession of Meth(35-48-4-6.1)		9	24	9	24
	Possession of Syringes or Needles (16-42-19-18)		1	-	1	-
	Residential Entry (35-43-2-1.5)		-	2	-	2

Felony Level	Primary Offense	Secondary Offense	Jan-20		This Calendar Year	
			SEX		SEX	
			F	M	F	M
Level 6 Felony (cont'd)	Resisting Law Enforc (35-44.1-3-1)		-	5	-	5
	Strangulation (35-42-2-9)		-	3	-	3
	Theft, Receiving Stolen Property (35-43-4-2)		1	17	1	17
Level 6 Felony Total			20	87	20	87

Felony Level	Primary Offense	Secondary Offense	Jan-20		This Calendar Year	
			SEX		SEX	
			F	M	F	M
Murder	Murder (35-42-1-1)		-	11	-	11
Murder Total			0	11	0	11

			Jan-20		This Calendar Year	
			SEX		SEX	
			F	M	F	M
Grand Total			94	614	94	614

Note: Offense data may not be available for all offenders at the time this table was prepared.
Only new commitments and probation violations are reported on this table.
Parole and Community Transition Program violators are excluded on this table.
Source: SAS - all.citations_mso.pgm

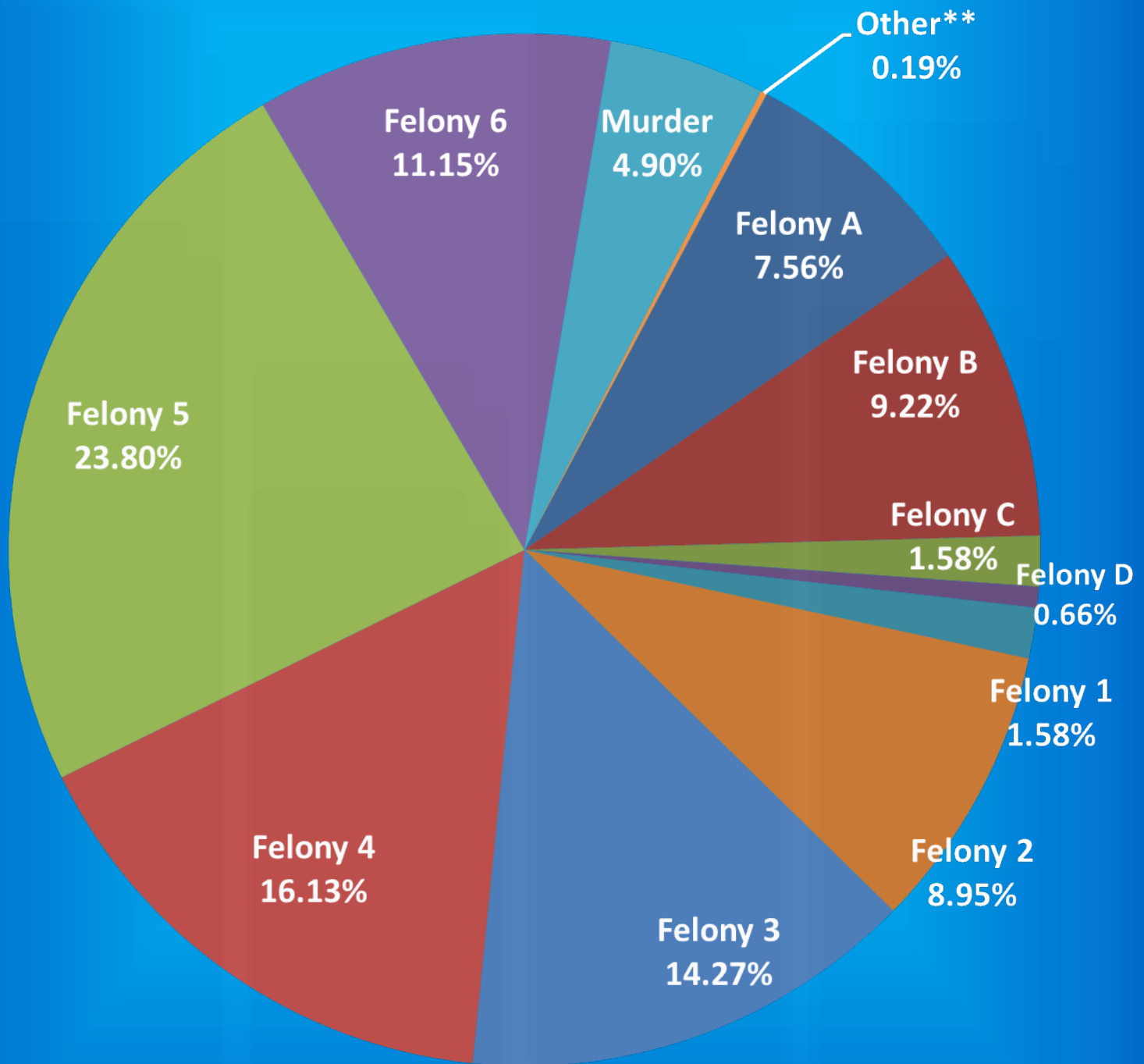
Indiana Department of Correction

Graph A

Female Population by Most Serious Offense Felony Level*

February 01, 2020

N = 2,622



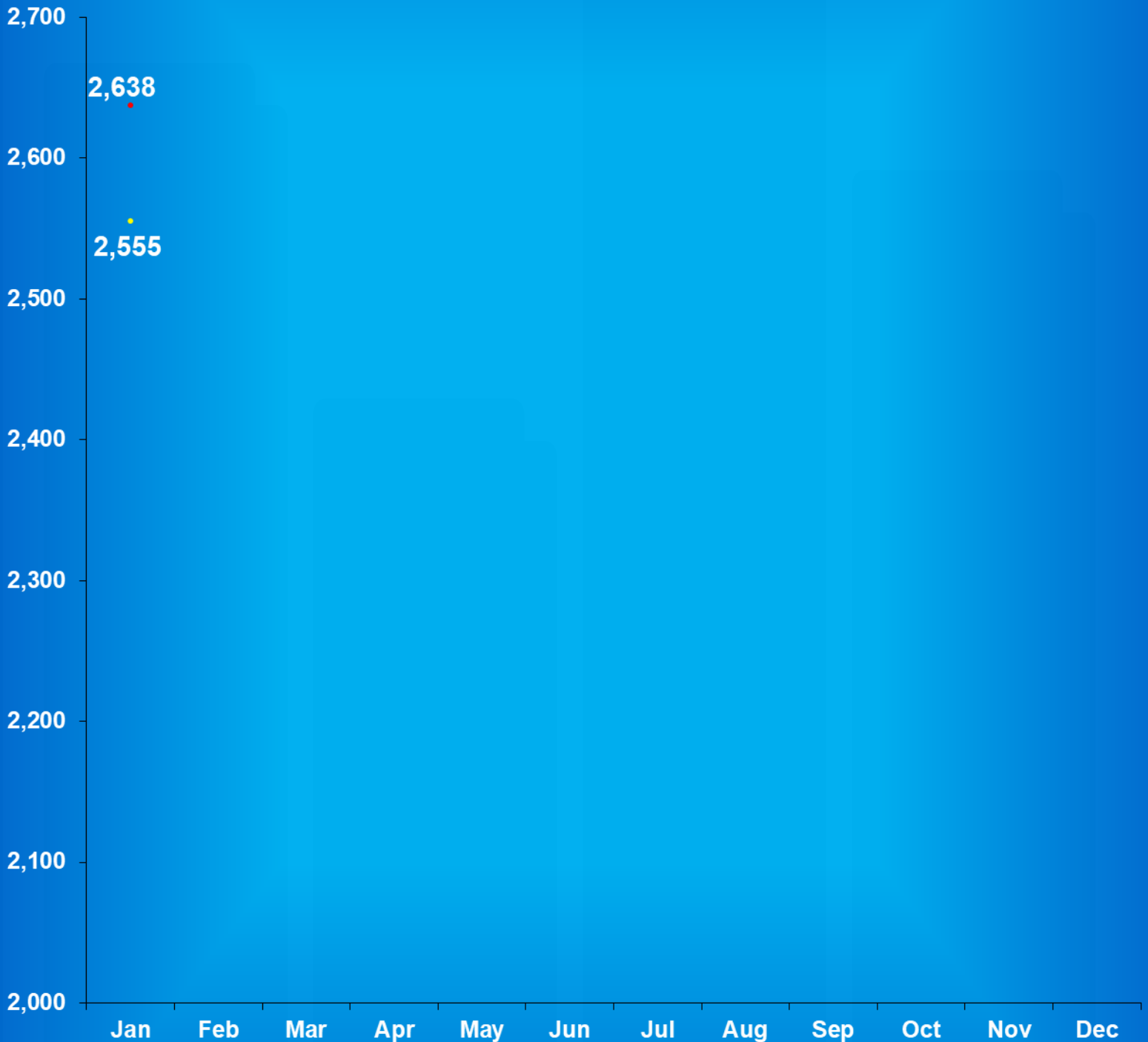
• Includes Offenders Held in County Jails and Contracted Beds

** Other includes Safekeepers, Predispositions, Habitual Offenders, Misdemeanants, and Unknowns

Indiana Department of Correction

Graph B

Average Daily Adult Female Offender Populations Calendar Year 2020



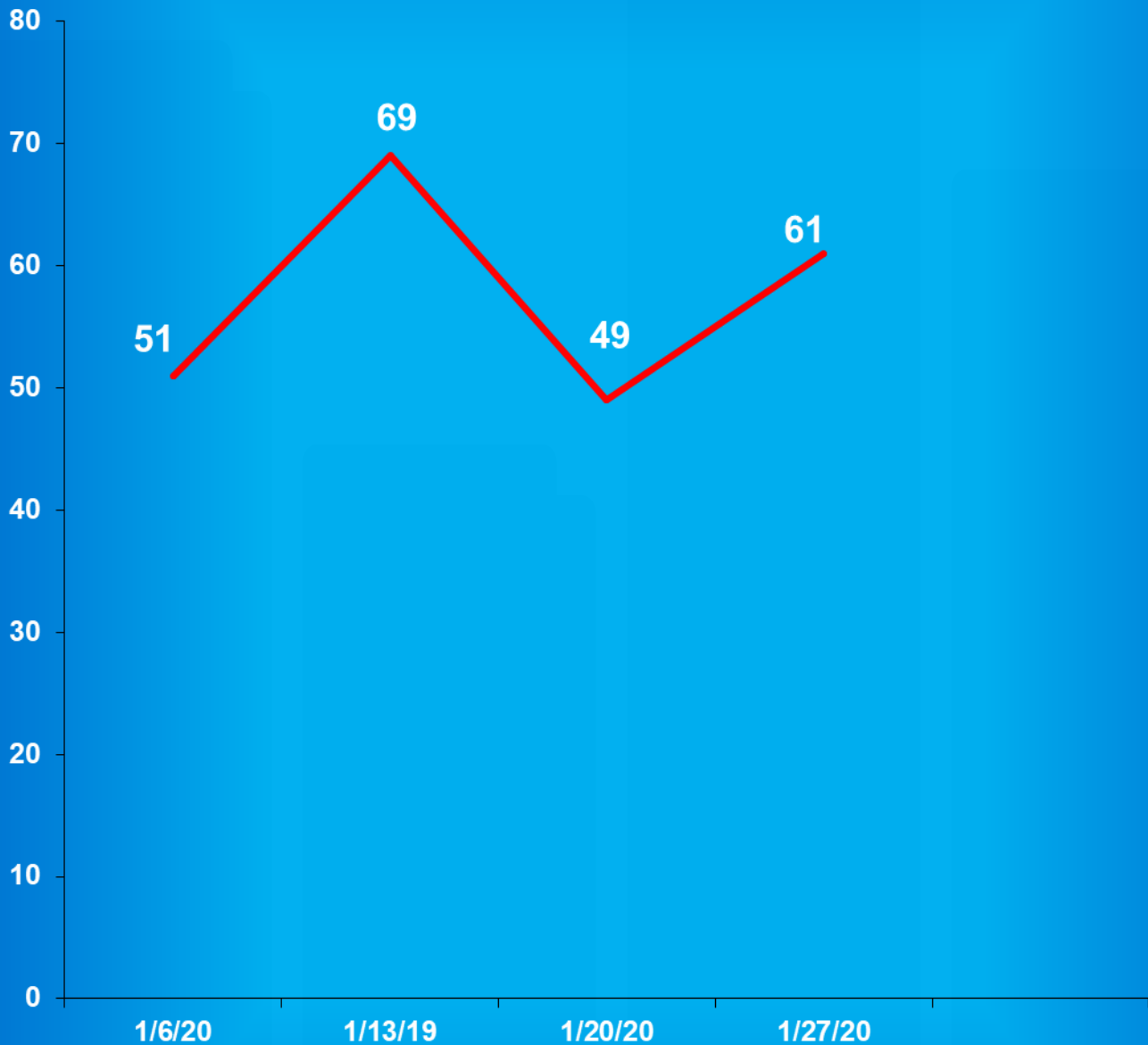
Includes County Jail/Contract Beds Excludes County Jail/Contract Beds

Indiana Department of Correction

Graph C

Adult Females Held in County Jails

January 2020



- Offenders held in county jails are newly sentenced offenders with completed court documents who are awaiting transfer to a DOC facility.

- Jail counts are a dynamic number that are affected by a variety of factors, including; sentencing trends, available DOC beds, and intake process completion.

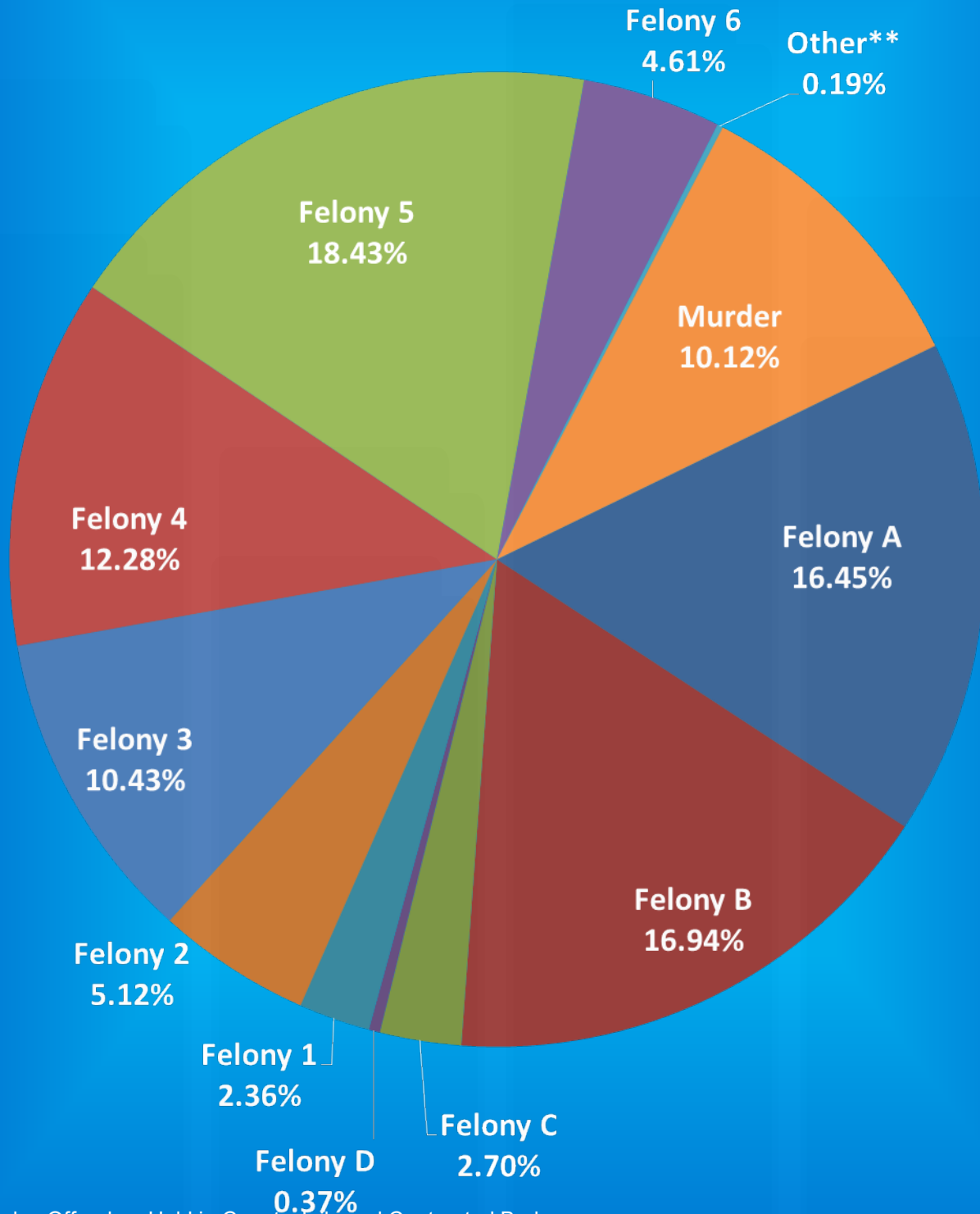
Indiana Department of Correction

Graph D

Male Population by Most Serious Offense Felony Level*

February 01, 2020

N = 24,676



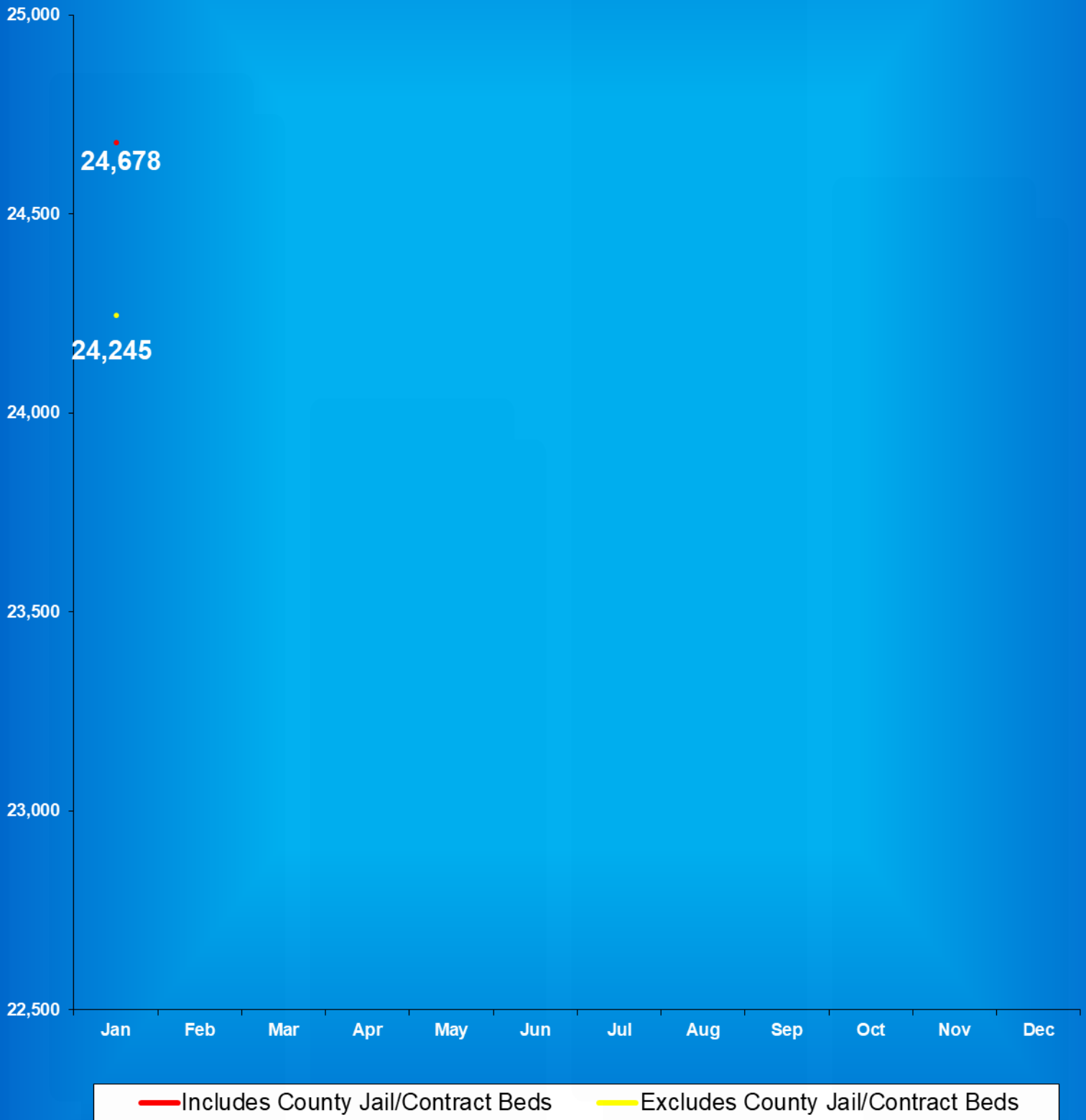
* Includes Offenders Held in County Jails and Contracted Beds

** Other includes Safekeepers, Predispositions, Habitual Offenders, Misdemeanants, and Unknowns

Indiana Department of Correction

Graph E

Average Daily Adult Male Offender Populations Calendar Year 2020

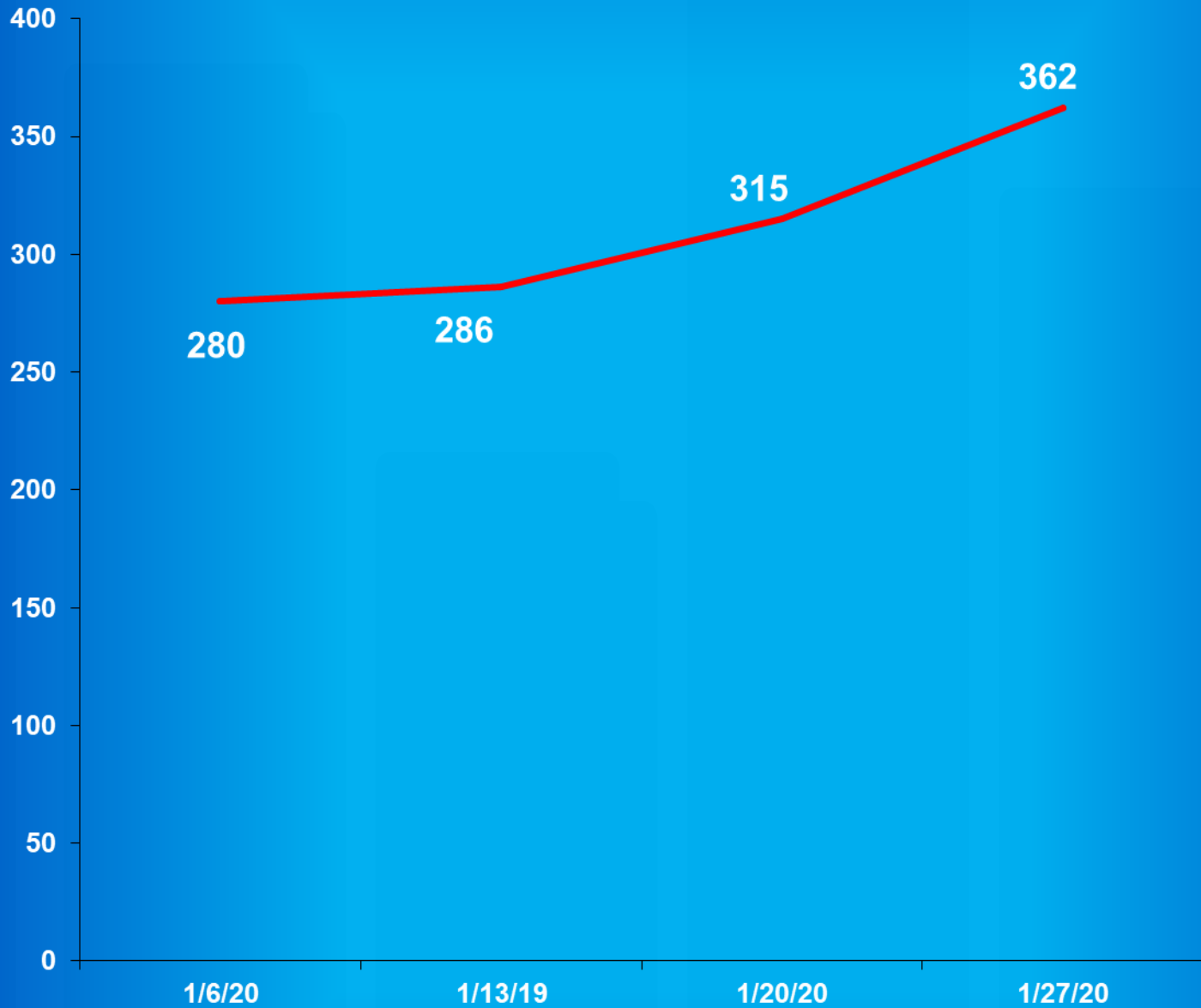


Indiana Department of Correction

Graph F

Adult Males Held in County Jails

January 2020



- Offenders held in county jails are newly sentenced offenders with completed court documents who are awaiting transfer to a DOC facility.

- Jail counts are a dynamic number that are affected by a variety of factors, including; sentencing trends, available DOC beds, and intake process completion.



Juvenile Offender Statistics



Indiana Department Of Correction
Table 13
Monthly Facility Admissions and Releases

Juvenile Offenders
January 2020

Admissions of All Juvenile Males

New Commitment	Re-Commitment	Parolee Return	Return From Escape	Diagnostics/Walk-Thrus
19	9	3	0	7

Releases of All Juvenile Males

Discharge	Parole	Escape	Diagnostics/Walk-Thrus
20	3	0	3

Admissions of All Juvenile Females

New Commitment	Re-Commitment	Parolee Return	Return From Escape	Diagnostics/Walk-Thrus
2	1	0	0	0

Releases of All Juvenile Females

Discharge	Parole	Escape	Diagnostics/Walk-Thrus
6	1	0	0

Sources:

SAS - mnthadm4_pgm_tbl13.pgm

SAS - mnthext4_pgm_tbl13.pgm

Indiana Department of Correction

Table 14

New Admissions by County of Commitment - Juveniles

January 2020

County	Admission Type			County	Admission Type		
	New Commits	Re Commits	Total		New Commits	Re Commits	Total
Adams	1	1	2	Madison	0	0	0
Allen	0	0	0	Marion	0	1	1
Bartholomew	1	0	1	Marshall	0	0	0
Benton	0	0	0	Martin	0	0	0
Blackford	0	0	0	Miami	0	0	0
Boone	0	0	0	Monroe	0	0	0
Brown	0	0	0	Montgomery	1	0	1
Carroll	0	0	0	Morgan	0	0	0
Cass	2	0	2	Newton	0	0	0
Clark	0	0	0	Noble	0	1	1
Clay	0	0	0	Ohio	0	0	0
Clinton	0	1	1	Orange	0	0	0
Crawford	1	0	1	Owen	0	0	0
Daviess	0	0	0	Parke	0	0	0
Dearborn	0	0	0	Perry	1	0	1
Decatur	0	0	0	Pike	0	0	0
DeKalb	0	0	0	Porter	1	0	1
Delaware	1	0	1	Posey	0	0	0
Dubois	0	0	0	Pulaski	0	0	0
Elkhart	3	0	3	Putnam	0	0	0
Fayette	0	0	0	Randolph	0	0	0
Floyd	0	0	0	Ripley	0	0	0
Fountain	1	0	1	Rush	0	1	1
Franklin	0	0	0	St. Joseph	0	0	0
Fulton	0	0	0	Scott	0	0	0
Gibson	0	0	0	Shelby	0	0	0
Grant	0	0	0	Spencer	0	0	0
Greene	1	0	1	Starke	0	0	0
Hamilton	0	0	0	Steuben	0	0	0
Hancock	0	0	0	Sullivan	1	0	1
Harrison	0	0	0	Switzerland	0	0	0
Hendricks	0	1	1	Tippecanoe	0	0	0
Henry	0	0	0	Tipton	0	0	0
Howard	0	1	1	Union	0	0	0
Huntington	1	0	1	Vanderburgh	0	1	1
Jackson	0	0	0	Vermillion	0	0	0
Jasper	0	0	0	Vigo	0	0	0
Jay	1	0	1	Wabash	0	0	0
Jefferson	0	0	0	Warren	0	0	0
Jennings	0	0	0	Warrick	0	0	0
Johnson	0	0	0	Washington	0	0	0
Knox	0	0	0	Wayne	0	0	0
Kosciusko	0	0	0	Wells	1	0	1
LaGrange	0	0	0	White	0	0	0
Lake	1	0	1	Whitley	0	0	0
LaPorte	1	1	2	Unknown	0	0	0
Lawrence	1	1	2	Totals	21	10	31

This data is based on most serious offense and excludes parole violations.

Source: Mnthadm4_pgm_tbl14.pgm

Indiana Department of Correction

Table 15

Monthly Releases by County of Commitment - Juveniles

January 2020

County	Release Type			County	Release Type		
	Discharge	Parole	Total		Discharge	Parole	Total
Adams	0	0	0	Madison	0	0	0
Allen	0	1	1	Marion	7	0	7
Bartholomew	0	0	0	Marshall	0	0	0
Benton	0	0	0	Martin	0	0	0
Blackford	0	0	0	Miami	0	0	0
Boone	1	0	1	Monroe	0	0	0
Brown	0	0	0	Montgomery	0	0	0
Carroll	0	0	0	Morgan	0	0	0
Cass	1	0	1	Newton	0	0	0
Clark	0	0	0	Noble	1	0	1
Clay	1	0	1	Ohio	0	0	0
Clinton	0	0	0	Orange	0	0	0
Crawford	0	0	0	Owen	0	0	0
Daviess	0	0	0	Parke	0	0	0
Dearborn	0	0	0	Perry	0	0	0
Decatur	0	0	0	Pike	0	0	0
DeKalb	0	0	0	Porter	0	0	0
Delaware	0	0	0	Posey	0	0	0
Dubois	0	0	0	Pulaski	0	0	0
Elkhart	1	0	1	Putnam	0	1	1
Fayette	0	0	0	Randolph	0	0	0
Floyd	0	0	0	Ripley	0	0	0
Fountain	0	0	0	Rush	0	0	0
Franklin	0	0	0	St. Joseph	2	1	3
Fulton	0	0	0	Scott	0	0	0
Gibson	0	0	0	Shelby	2	0	2
Grant	0	0	0	Spencer	0	0	0
Greene	0	0	0	Starke	0	0	0
Hamilton	0	0	0	Steuben	0	0	0
Hancock	0	0	0	Sullivan	0	0	0
Harrison	0	0	0	Switzerland	0	0	0
Hendricks	1	0	1	Tippecanoe	2	0	2
Henry	0	0	0	Tipton	0	0	0
Howard	0	0	0	Union	0	0	0
Huntington	0	0	0	Vanderburgh	2	1	3
Jackson	0	0	0	Vermillion	0	0	0
Jasper	0	0	0	Vigo	1	0	1
Jay	0	0	0	Wabash	0	0	0
Jefferson	0	0	0	Warren	0	0	0
Jennings	0	0	0	Warrick	0	0	0
Johnson	0	0	0	Washington	1	0	1
Knox	0	0	0	Wayne	0	0	0
Kosciusko	0	0	0	Wells	1	0	1
LaGrange	1	0	1	White	0	0	0
Lake	0	0	0	Whitley	0	0	0
LaPorte	0	0	0	Unknown	0	0	0
Lawrence	1	0	1	Totals	26	4	30

Some discharges may be releases to County Probation - data is unable to be separated.

Diagnostics and Escapes are excluded.

Source: Mnthext4_pgm_tbl15.pgm

Indiana Department of Correction
Table 16
Total Number of Committing Offenses for Juveniles
Committed to the Indiana Department of Correction
January 2020

OFFENSE (Citation Code)	NUMBER OF OFFENSES			
	This Month		This Calendar Year	
LEVEL I	Female	Male	Female	Male
Aggravated Battery (35-42-2-1.5)	0	0	0	0
Arson (35-43-1-1)	0	0	0	0
Battery (35-42-2-1)	0	1	0	1
Battery by Bodily Waste (35-42-2-6)	0	0	0	0
Burglary (35-43-2-1)	0	1	0	1
Carjacking (35-42-5-2)	0	0	0	0
Carrying Handgun w/o License (35-47-2-1)	0	0	0	0
Changing, Altering, Removing, Obliterating ID of Handgun (35-47-2-18)	0	0	0	0
Child Exploitation (35-42-4-4)	0	0	0	0
Child Molesting (35-42-4-3)	0	3	0	3
Child Seduction (35-42-4-7)	0	0	0	0
Child Selling (35-46-1-4)	0	0	0	0
Child Solicitation (35-42-4-6)	0	0	0	0
Child in Possession of Handgun (35-47-10-5)	0	1	0	1
Consumer Product Tampering (35-45-8-3)	0	0	0	0
Criminal Confinement (35-42-3-3)	0	0	0	0
Criminal Deviate Conduct (35-42-4-2)	0	0	0	0
Criminal Gang Intimidation (35-45-9-4)	0	0	0	0
Criminal Gang Recruitment	0	0	0	0
Criminal Recklessness (35-42-2-2)	0	1	0	1
Dangerous Possession of a Firearm (35-47-10-5)	1	4	1	4
Dealing in a Sawed-Off Shotgun (35-47-5-4.1)	0	0	0	0
Distribution of a Destructive Device (IC 35-47.5-5-5)	0	0	0	0
Domestic Battery (35-42-2-1.3)	0	1	0	1
Driving While Intoxicated Resulting in Death (9-30-5-5)	0	0	0	0
False Application for Handgun (35-47-2-8)	0	0	0	0
False, Altering Handgun License (35-47-2-22)	0	0	0	0
Feticide (35-42-1-6)	0	0	0	0
Handgun, False ID (35-47-2-17)	0	0	0	0
Incest (35-46-1-3)	0	0	0	0
Interference with Custody (35-42-3-4)	0	0	0	0
Intimidation (35-45-2-1)	0	0	0	0
Involuntary Manslaughter (35-42-1-4)	0	0	0	0
Kidnapping (35-42-3-2)	0	0	0	0
Murder (35-42-1-1)	0	0	0	0
Neglect of a Dependent (35-46-1-4)	0	0	0	0
Operation of a Machine Gun/Hurling a Bomb (35-47-5-9)	0	0	0	0
Overpass Mischief (35-42-2-5)	0	0	0	0
Pointing a Firearm (35-47-4-3)	0	1	0	1
Possession of Firearm on School Property (35-47-9-2)	0	0	0	0
Possession of a Machine Gun or Bomb (35-47-5-9)	0	0	0	0
Rape (35-42-4-1)	0	0	0	0
Reckless Homicide (35-42-1-5)	0	1	0	1
Resisting Law Enforcement (35-44-3-3)	0	0	0	0
Robbery (35-42-5-1)	0	2	0	2
Sell, Manufacture, Possess, Purchase Explosive (35-47-5-1)	0	0	0	0
Sell, Transfer, HIV Blood (35-42-1-7)	0	0	0	0
Selling, Transferring, Giving Handgun to Under 18 (35-47-2-7)	0	0	0	0
Sexual Battery (35-42-4-8)	0	0	0	0
Sexual Misconduct (35-44-1-5)	0	0	0	0

LEVEL I (cont'd)

NUMBER OF OFFENSES

	This Month		This Calendar Year	
	Female	Male	Female	Male
Sexual Misconduct with a Minor (35-42-4-9)	0	0	0	0
Stalking (35-45-10-5)	0	0	0	0
Strangulation (35-42-2-9)	0	0	0	0
Unlawful Delivery of Confiscated Firearm (35-47-3-4)	0	0	0	0
Unlawful Use of Body Armor (35-47-5-13)	0	0	0	0
Unlawful Use of Stun Gun (35-47-8-5)	0	0	0	0
Vicarious Sexual Gratification (35-42-4-5)	0	0	0	0
Voluntary Manslaughter (35-42-1-3)	0	0	0	0
Sub-Total	1	16	1	16

LEVEL II

Assisting a Criminal (35-44-3-2)	0	0	0	0
Chinese Throwing Star (35-47-5-12)	0	0	0	0
Criminal Gang Activity (35-45-9-3)	0	0	0	0
Criminal Recklessness (35-42-2-2)	0	0	0	0
Dealing Anabolic Steroid (16-42-19-27)	0	0	0	0
Dealing Methamphetamine (35-48-4-1.1)	0	0	0	0
Dealing in Cocaine or Narcotic Drug (35-48-4-1)	0	0	0	0
Dealing in Marijuana, Hash Oil, or Hashish (35-48-4-10)	0	0	0	0
Dealing in a Schedule I, II, or III Controlled Substance (35-48-4-2)	0	0	0	0
Dealing in a Schedule IV Controlled Substance (35-48-4-3)	0	0	0	0
Dealing in a Schedule V Controlled Substance (35-48-4-4)	0	0	0	0
Dealing in a Substance Represented to be a Controlled Substance (35-48-4-4.5)	0	0	0	0
Delivery of Weapon to Intoxicated Person (35-47-4-1)	0	0	0	0
Disarming Law Enforcement Officer (35-44.1-3-2)	0	0	0	0
Escape/Failure to Return to Lawful Detention (35-44-3-5)	0	3	0	3
Inmate w/ Deadly Weapon (35-44.1-3-7)	0	0	0	0
Interference with Custody (35-42-3-4)	0	0	0	0
Intimidation (35-45-2-1)	0	4	0	4
Knife with Automatic Blade (35-47-5-2)	0	0	0	0
Loan Sharking (35-45-7-2)	0	0	0	0
Maintaining a Common Nuisance (35-48-4-13)	0	0	0	0
Making loan secured by mortgage, deposit or pledge of handgun (35-47-4-2)	0	0	0	0
Manufacture, Distribution, Possession of a Substance Represented to be a Controlled Substance (35-48-4-4)	0	0	0	0
Neglect of a Dependent (35-46-1-4)	0	0	0	0
Poss Precursors w/ Intent to Manufacture Etc. (35-48-4-14.5)	0	0	0	0
Possession of a Controlled Substance (35-48-4-7)	0	0	0	0
Possession of a Knife on School Property (35-47-5-2.5)	0	0	0	0
Promoting Prostitution (35-45-4-4)	0	0	0	0
Purchase, Possession or Sale of Stun Gun (35-47-8-5)	0	0	0	0
Resisting Law Enforcement (35-44-3-3)	0	0	0	0
Rioting with a Deadly Weapon (35-45-1-2)	0	0	0	0
Sale, Possession, Use of Legend Drug (16-42-19-27)	0	0	0	0
Sexual Misconduct with a Minor (35-42-4-9)	0	0	0	0
Stalking (35-45-10-5)	0	0	0	0
Trafficking with an Inmate (35-44-3-9)	0	0	0	0
Use of Stun Gun in Commission of a Crime (35-47-8-5)	0	0	0	0
Sub-Total	0	7	0	7

LEVEL III

Accident /Failure to Stop (9-26-1-8)	0	0	0	0
Accident, Property Damage with Injury (9-26-1-8)	0	0	0	0
Altering or Damaging Computer (35-43-1-4)	0	0	0	0
Auto Theft, Receiving Stolen Parts (35-43-4-2.5)	0	1	0	1
Battery (35-42-2-1)	1	1	1	1
Battery by Bodily Waste (35-42-2-6)	0	0	0	0
Bestiality	0	0	0	0
Bribery (35-44-1-1)	0	0	0	0

LEVEL III (cont'd)	NUMBER OF OFFENSES			
	This Month		This Calendar Year	
	Female	Male	Female	Male
Burglary (35-43-2-1)	0	0	0	0
Check Deception (35-43-5-5)	0	0	0	0
Check Fraud (35-43-5-12)	0	0	0	0
Child Exploitation (35-42-4-4)	0	0	0	0
Controlled Substance Registration (35-48-4-14)	0	0	0	0
Conversion (35-43-4-3)	0	0	0	0
Criminal Mischief (35-43-1-2)	0	2	0	2
Criminal Recklessness (35-42-2-2)	0	0	0	0
Criminal Trespass (35-43-2-2)	0	1	0	1
Dealing in Altered Property (35-43-4-2.3)	0	0	0	0
Dealing in Marijuana, Hash Oil, or Hashish (35-48-4-10)	0	0	0	0
Dealing in Paraphernalia (35-48-4-8.5)	0	0	0	0
Dealing in a Schedule IV Controlled Substance (35-48-4-3)	0	0	0	0
Distribution of Material Harmful to Minor (35-49-3-3)	0	0	0	0
Escape/Failure to Return to Lawful Detention (35-44-3-5)	1	2	1	2
Failure to Appear (35-44-3-6)	0	0	0	0
False Reporting (35-44-2-2)	0	0	0	0
Forgery (35-43-5-2)	0	0	0	0
Fraud (35-43-5-4)	0	0	0	0
Fraud on Financial Institution (35-45-5-8)	0	0	0	0
Home Improvement Fraud (35-43-6-13)	0	0	0	0
Identity Deception (35-43-5-3.5)	0	0	0	0
Interference with Custody (35-42-3-4)	0	0	0	0
Interference with Reporting Crime (35-42-2-5)	0	0	0	0
Invasion of Privacy (35-46-1-15.1)	0	0	0	0
Kill Domestic Animal	0	0	0	0
Manufacture of Paraphernalia (35-48-4-8.1)	0	0	0	0
Nonsupport of Child (35-46-1-5)	0	0	0	0
Nonsupport of Spouse (35-46-1-6)	0	0	0	0
Obscene Performance (35-49-3-1)	0	0	0	0
Obstructing Fireman (35-44-3-8)	0	0	0	0
Obstructing Traffic (35-42-2-4)	0	0	0	0
Obstruction of Justice (35-44-3-4)	0	0	0	0
Operating Vehicle After Lifetime Forfeiture (9-30-10-17)	0	0	0	0
Operating Vehicle While Intoxicated (9-30-5-4)	0	0	0	0
Operating Vehicle While Intoxicated with Prior (9-30-5-3)	0	0	0	0
Patronizing a Prostitute (35-45-4-3)	0	0	0	0
Perjury (35-44-2-1)	0	0	0	0
Possession of Cocaine or Narcotic Drug (35-48-4-6)	0	1	0	1
Possession of Marijuana, Hash Oil, or Hashish (35-48-4-11)	0	0	0	0
Possession of Methamphetamines (35-48-4-6.1)	0	1	0	1
Possession of Paraphernalia (35-48-4-8.3)	0	0	0	0
Possession of a Controlled Substance (35-48-4-7)	0	0	0	0
Possession of a Syringe (16-42-19-18)	0	0	0	0
Possession/Use of Legend Drug (16-42-19-13)	0	1	0	1
Professional Gambling (35-45-5-3)	0	0	0	0
Profiting from Adoption (35-46-1-9)	0	0	0	0
Promoting Professional Gambling (35-45-5-4)	0	0	0	0
Promoting Prostitution (35-45-4-4)	0	0	0	0
Prostitution (35-45-4-2)	0	0	0	0
Public Indecency (35-45-4-1)	0	0	0	0
Public Nudity (35-45-4-1.5)	0	0	0	0
Railroad Mischief (35-42-2-5.5)	0	0	0	0
Receiving Stolen Auto Parts (35-43-4-2.5)	0	0	0	0
Receiving Stolen Property (35-43-4-2)	0	0	0	0
Residential Entry (35-43-2-1.5)	0	0	0	0
Resisting Law Enforcement (35-44-3-3)	0	4	0	4
Rioting (35-45-1-2)	0	0	0	0
Sale, Possession, Use of Legend Drug (16-42-19-27)	0	0	0	0

LEVEL III (cont'd)	NUMBER OF OFFENSES			
	This Month		This Calendar Year	
	Female	Male	Female	Male
Selling, Distributing, Exhibiting Obscene Material (35-49-3-1)	0	0	0	0
Stalking (35-45-10-5)	0	0	0	0
Synthetic Drug (35-48-4-11.5)	0	0	0	0
Theft (35-43-4-2)	0	5	0	5
Torture or Mutilation of Animal (35-46-3-12)	0	0	0	0
Trafficking with an Inmate (35-44-3-9)	0	0	0	0
Unauthorized Possession of Prescription Form (35-48-4-14)	0	0	0	0
Unlawful Entry of Motor Vehicle (35-43-4-2.7)	0	0	0	0
Voyeurism (35-45-4-5)	0	0	0	0
Welfare Fraud (35-43-5-7)	0	0	0	0
Sub-Total	2	19	2	19

LEVEL IV				
Absence From Home Detention (35-38-2.5-10)	0	0	0	0
Accident/Failure to Stop (9-26-1-8)	0	0	0	0
Alcohol Violation (31-37-2-6)	0	0	0	0
Animal Cruelty (35-46-3-12)	0	0	0	0
Assisting a Criminal (35-44-3-2)	0	0	0	0
Beats Vertebrate Animal (35-46-3-12)	0	0	0	0
Check Deception (35-43-5-5)	0	0	0	0
Common Nuisance (35-48-4-13)	0	0	0	0
Computer Trespassing (35-43-2-3)	0	0	0	0
Counterfeiting Auto Registration (9-18-2-42)	0	0	0	0
Counterfeiting a Driver's License (9-24-18-7)	0	0	0	0
Curfew Violation (31-37-2-5)	0	0	0	0
Deception (35-43-5-3)	0	0	0	0
Deer Outside Hours (14-22-6-1)	0	0	0	0
Deer w/ Illegal Device (14-22-6-1)	0	0	0	0
Disorderly Conduct (35-45-1-3)	1	6	1	6
Dissemination of Material Harmful to Minor (35-49-3-3)	0	0	0	0
Driving While Intoxicated (9-11-2-3)	0	0	0	0
Driving with Suspended License (9-24-19-2)	0	0	0	0
Exploitation of Dependent/Endangered Adult (35-46-1-12)	0	0	0	0
Failure to Appear (35-44-3-6)	0	0	0	0
Failure to Disclose Recruitment (35-46-4-4)	0	0	0	0
Failure to Respond to Summons (35-44-3-6.5)	0	0	0	0
False Auto Registration (9-18-2-44)	0	0	0	0
False Identity Statement (35-44-2-6)	0	0	0	0
False Informing (35-44-2-2)	0	0	0	0
Flag Desecration (35-45-1-4)	0	0	0	0
Glue Sniffing (35-46-6-2)	0	0	0	0
Habitual Disobedience of Parent, Guardian, or Custodian (Incorrigible) (31-37-2-4)	0	0	0	0
Harassment (35-45-2-2)	0	0	0	0
Home Improvement Fraud (35-43-6-12)	0	0	0	0
Illegal Consumption of Alcohol (7.1-5-7-7)	0	0	0	0
Illegal Possession of Alcohol (7.1-5-7-7)	0	0	0	0
Impairment of ID Number (35-43-7-4)	0	0	0	0
Interference with Custody (35-42-3-4)	0	0	0	0
Interfering with Law Enforcement Animal (35-46-3-11)	0	0	0	0
Invasion of Privacy (35-46-1-15.1)	0	0	0	0
Leaving Home w/o Permission of Parent, Guardian or Custodian (Runaway) (31-37-2-2)	0	1	0	1
Maintaining a Common Nuisance (35-48-4-13)	0	0	0	0
Nitrous Oxide Distribution (35-46-6-3)	0	0	0	0
Obscene Performance (35-49-3-1)	0	0	0	0
Obstructing Medical Emergency (35-44-3-8.5)	0	0	0	0
Obstructing Traffic (35-42-2-4)	0	0	0	0
Official Misconduct (35-44.1-1-1)	0	0	0	0
Operating Vehicle While Intoxicated (9-30-5-2)	0	0	0	0

LEVEL IV (cont'd)	NUMBER OF OFFENSES			
	This Month		This Calendar Year	
	Female	Male	Female	Male
Operating Vehicle While Intoxicated/Cntrld Sub (9-30-5-1)	0	0	0	0
Operating Vehicle w/o License (9-24-18-1)	0	0	0	0
Operating Vehicle w/o Proof of Financial (9-25-8-2)	0	0	0	0
Operating Vehicle w/o Registration/Plates (9-18-2-43)	0	0	0	0
Possession of Device/Interfere Test (35-43-5-18)	0	0	0	0
Possession of Marijuana, Hash Oil, or Hashish (35-48-4-11)	0	1	0	1
Possession of Paraphernalia (35-48-4-8.3)	0	0	0	0
Possession of Substance Represented to be a Controlled Substance (35-48-4-4.6)	0	0	0	0
Possession, Purchase, Accepting Tobacco (35-46-1-10.5)	0	0	0	0
Probation Violation	0	13	0	13
Public Intoxication (7.1-5-1-3)	0	0	0	0
Receiving Unidentified Property (35-43-7-5)	0	0	0	0
Reckless Driving (9-21-8-52)	0	0	0	0
Refusal to Aid Officer (35-44-3-7)	0	0	0	0
Refusal to Identify Self (34-28-5-3.5)	0	0	0	0
Selling, Distributing, Exhibiting Obscene Material (35-49-3-1)	0	0	0	0
Synthetic Drug (35-48-4-11.5)	0	0	0	0
Taking Deer/Turkey (14-22-6-1)	0	0	0	0
Tattooing a Minor (35-42-2-7)	0	0	0	0
Torture, Kill, Mutilate an Animal (35-46-3-12)	0	0	0	0
Unauthorized Possession of Prescription (35-48-4-14)	0	0	0	0
Unlawful Entry of Motor Vehicle (35-43-4-2.7)	0	1	0	1
Unlawful Gambling (35-45-5-2)	0	0	0	0
Unlawful Use of Railroad Right of Way (8-3-15-3)	0	0	0	0
Vending Machine Vandalism (35-43-4-7)	0	0	0	0
Violation Home Detention	0	0	0	0
Violation Suspended Commitment to DOC	0	0	0	0
Violation of Compulsory School Attendance Law (Truancy) (31-37-2-3)	0	0	0	0
Voyeurism (35-45-4-5)	0	0	0	0
Welfare Fraud (35-45-5-7)	0	0	0	0
Sub-Total	1	22	1	22
GRAND TOTAL NUMBER OF OFFENSES	4	64	4	64

Source: SAS - mnthadm4_by_offense.pgm

Indiana Department of Correction
Table 17
Number of Juvenile Offenders by Most Serious Offense
Committed to the Indiana Department of Correction

January 2020

MOST SERIOUS OFFENSE (Citation Code)	NUMBER OF JUVENILES			
	This Month		This Calendar Year	
	Female	Male	Female	Male
LEVEL I				
Aggravated Battery (35-42-2-1.5)	0	0	0	0
Arson (35-43-1-1)	0	0	0	0
Battery (35-42-2-1)	0	0	0	0
Battery by Bodily Waste (35-42-2-6)	0	0	0	0
Burglary (35-43-2-1)	0	1	0	1
Carjacking (35-42-5-2)	0	0	0	0
Carrying Handgun w/o License (35-47-2-1)	0	0	0	0
Changing, Altering, Removing, Obliterating ID of Handgun (35-47-2-18)	0	0	0	0
Child Exploitation (35-42-4-4)	0	0	0	0
Child Molesting (35-42-4-3)	0	3	0	3
Child Seduction (35-42-4-7)	0	0	0	0
Child Selling (35-46-1-4)	0	0	0	0
Child Solicitation (35-42-4-6)	0	0	0	0
Child in Possession of Handgun (35-47-10-5)	0	0	0	0
Consumer Product Tampering (35-45-8-3)	0	0	0	0
Criminal Confinement (35-42-3-3)	0	0	0	0
Criminal Deviate Conduct (35-42-4-2)	0	0	0	0
Criminal Gang Intimidation (35-45-9-4)	0	0	0	0
Criminal Gang Recruitment	0	0	0	0
Criminal Recklessness (35-42-2-2)	0	1	0	1
Dangerous Possession of a Firearm (35-47-10-5)	1	3	1	3
Dealing in a Sawed-Off Shotgun (35-47-5-4.1)	0	0	0	0
Distribution of a Destructive Device (IC 35-47.5-5-5)	0	0	0	0
Domestic Battery (35-42-2-1.3)	0	1	0	1
Driving While Intoxicated Resulting in Death (9-30-5-5)	0	0	0	0
False Application for Handgun (35-47-2-8)	0	0	0	0
False, Altering Handgun License (35-47-2-22)	0	0	0	0
Feticide (35-42-1-6)	0	0	0	0
Handgun, False ID (35-47-2-17)	0	0	0	0
Incest (35-46-1-3)	0	0	0	0
Interference with Custody (35-42-3-4)	0	0	0	0
Intimidation (35-45-2-1)	0	0	0	0
Involuntary Manslaughter (35-42-1-4)	0	0	0	0
Kidnapping (35-42-3-2)	0	0	0	0
Murder (35-42-1-1)	0	0	0	0
Neglect of a Dependent (35-46-1-4)	0	0	0	0
Operation of a Machine Gun/Hurling a Bomb (35-47-5-9)	0	0	0	0
Overpass Mischief (35-42-2-5)	0	0	0	0
Pointing a Firearm (35-47-4-3)	0	0	0	0
Possession of Firearm on School Property (35-47-9-2)	0	0	0	0
Possession of a Machine Gun or Bomb (35-47-5-9)	0	0	0	0
Rape (35-42-4-1)	0	0	0	0
Reckless Homicide (35-42-1-5)	0	1	0	1
Resisting Law Enforcement (35-44-3-3)	0	0	0	0
Robbery (35-42-5-1)	0	2	0	2
Sell, Manufacture, Possess, Purchase Explosive (35-47-5-1)	0	0	0	0
Sell, Transfer, HIV Blood (35-42-1-7)	0	0	0	0
Selling, Transferring, Giving Handgun to Under 18 (35-47-2-7)	0	0	0	0
Sexual Battery (35-42-4-8)	0	0	0	0
Sexual Misconduct (35-44-1-5)	0	0	0	0

NUMBER OF JUVENILES

LEVEL I (cont'd)	This Month		This Calendar Year	
	Female	Male	Female	Male
Sexual Misconduct with a Minor (35-42-4-9)	0	0	0	0
Stalking (35-45-10-5)	0	0	0	0
Strangulation (35-42-2-9)	0	0	0	0
Unlawful Delivery of Confiscated Firearm (35-47-3-4)	0	0	0	0
Unlawful Use of Body Armor (35-47-5-13)	0	0	0	0
Unlawful Use of Stun Gun (35-47-8-5)	0	0	0	0
Vicarious Sexual Gratification (35-42-4-5)	0	0	0	0
Voluntary Manslaughter (35-42-1-3)	0	0	0	0
Sub-Total	1	12	1	12

LEVEL II

Assisting a Criminal (35-44-3-2)	0	0	0	0
Chinese Throwing Star (35-47-5-12)	0	0	0	0
Criminal Gang Activity (35-45-9-3)	0	0	0	0
Criminal Recklessness (35-42-2-2)	0	0	0	0
Dealing Anabolic Steroid (16-42-19-27)	0	0	0	0
Dealing Methamphetamine (35-48-4-1.1)	0	0	0	0
Dealing in Cocaine or Narcotic Drug (35-48-4-1)	0	0	0	0
Dealing in Marijuana, Hash Oil, or Hashish (35-48-4-10)	0	0	0	0
Dealing in a Schedule I, II, or III Controlled Substance (35-48-4-2)	0	0	0	0
Dealing in a Schedule IV Controlled Substance (35-48-4-3)	0	0	0	0
Dealing in a Schedule V Controlled Substance (35-48-4-4)	0	0	0	0
Dealing in a Substance Represented to be a Controlled Substance (35-48-4-4.5)	0	0	0	0
Delivery of Weapon to Intoxicated Person (35-47-4-1)	0	0	0	0
Disarming Law Enforcement Officer (35-44.1-3-2)	0	0	0	0
Escape/Failure to Return to Lawful Detention (35-44-3-5)	0	1	0	1
Inmate w/ Deadly Weapon (35-44.1-3-7)	0	0	0	0
Interference with Custody (35-42-3-4)	0	0	0	0
Intimidation (35-45-2-1)	0	3	0	3
Knife with Automatic Blade (35-47-5-2)	0	0	0	0
Loan Sharking (35-45-7-2)	0	0	0	0
Maintaining a Common Nuisance (35-48-4-13)	0	0	0	0
Making loan secured by mortgage, deposit or pledge of handgun (35-47-4-2)	0	0	0	0
Manufacture, Distribution, Possession of a Substance Represented to be a Controlled Substance (3	0	0	0	0
Neglect of a Dependent (35-46-1-4)	0	0	0	0
Poss precursors w/intent to manufacture etc. (35-48-4-14.5)	0	0	0	0
Possession of a Controlled Substance (35-48-4-7)	0	0	0	0
Possession of a Knife on School Property (35-47-5-2.5)	0	0	0	0
Promoting Prostitution (35-45-4-4)	0	0	0	0
Purchase, Possession or Sale of Stun Gun (35-47-8-5)	0	0	0	0
Resisting Law Enforcement (35-44-3-3)	0	0	0	0
Rioting with a Deadly Weapon (35-45-1-2)	0	0	0	0
Sale, Possession, Use of Legend Drug (16-42-19-27)	0	0	0	0
Sexual Misconduct with a Minor (35-42-4-9)	0	0	0	0
Stalking (35-45-10-5)	0	0	0	0
Trafficking with an Inmate (35-44-3-9)	0	0	0	0
Use of Stun Gun in Commission of a Crime (35-47-8-5)	0	0	0	0
Sub-Total	0	4	0	4

LEVEL III

Accident /Failure to Stop (9-26-1-8)	0	0	0	0
Accident, Property Damage with Injury (9-26-1-8)	0	0	0	0
Altering or Damaging Computer (35-43-1-4)	0	0	0	0
Auto Theft, Receiving Stolen Parts (35-43-4-2.5)	0	1	0	1
Battery (35-42-2-1)	1	1	1	1
Bestiality	0	0	0	0
Bribery (35-44-1-1)	0	0	0	0
Burglary (35-43-2-1)	0	0	0	0
Check Deception (35-43-5-5)	0	0	0	0

NUMBER OF JUVENILES

LEVEL III (cont'd)	This Month		This Calendar Year	
	Female	Male	Female	Male
Check Fraud (35-43-5-12)	0	0	0	0
Child Exploitation (35-42-4-4)	0	0	0	0
Controlled Substance Registration (35-48-4-14)	0	0	0	0
Conversion (35-43-4-3)	0	0	0	0
Criminal Mischief (35-43-1-2)	0	2	0	2
Criminal Recklessness (35-42-2-2)	0	0	0	0
Criminal Trespass (35-43-2-2)	0	0	0	0
Dealing in Altered Property (35-43-4-2.3)	0	0	0	0
Dealing in Marijuana, Hash Oil, or Hashish (35-48-4-10)	0	0	0	0
Dealing in Paraphernalia (35-48-4-8.5)	0	0	0	0
Distribution of Material Harmful to Minor (35-49-3-3)	0	0	0	0
Escape/Failure to Return to Lawful Detention (35-44-3-5)	1	1	1	1
Failure to Appear (35-44-3-6)	0	0	0	0
False Reporting (35-44-2-2)	0	0	0	0
Forgery (35-43-5-2)	0	0	0	0
Fraud (35-43-5-4)	0	0	0	0
Fraud on Financial Institution (35-45-5-8)	0	0	0	0
Home Improvement Fraud (35-43-6-13)	0	0	0	0
Identity Deception (35-43-5-3.5)	0	0	0	0
Interference with Custody (35-42-3-4)	0	0	0	0
Interference with Reporting Crime (35-42-2-5)	0	0	0	0
Invasion of Privacy (35-46-1-15.1)	0	0	0	0
Kill Domestic Animal	0	0	0	0
Manufacture of Paraphernalia (35-48-4-8.1)	0	0	0	0
Nonsupport of Child (35-46-1-5)	0	0	0	0
Nonsupport of Spouse (35-46-1-6)	0	0	0	0
Obscene Performance (35-49-3-1)	0	0	0	0
Obstructing Fireman (35-44-3-8)	0	0	0	0
Obstructing Traffic (35-42-2-4)	0	0	0	0
Obstruction of Justice (35-44-3-4)	0	0	0	0
Operating Vehicle After Lifetime Forfeiture (9-30-10-17)	0	0	0	0
Operating Vehicle While Intoxicated (9-30-5-4)	0	0	0	0
Operating Vehicle While Intoxicated with Prior (9-30-5-3)	0	0	0	0
Patronizing a Prostitute (35-45-4-3)	0	0	0	0
Perjury (35-44-2-1)	0	0	0	0
Possession of Cocaine or Narcotic Drug (35-48-4-6)	0	1	0	1
Possession of Marijuana, Hash Oil, or Hashish (35-48-4-11)	0	0	0	0
Possession of Methamphetamines (35-48-4-6.1)	0	0	0	0
Possession of Paraphernalia (35-48-4-8.3)	0	0	0	0
Possession of a Controlled Substance (35-48-4-7)	0	0	0	0
Possession of a Syringe (16-42-19-18)	0	0	0	0
Possession/Use of Legend Drug (16-42-19-13)	0	1	0	1
Professional Gambling (35-45-5-3)	0	0	0	0
Profiting from Adoption (35-46-1-9)	0	0	0	0
Promoting Professional Gambling (35-45-5-4)	0	0	0	0
Promoting Prostitution (35-45-4-4)	0	0	0	0
Prostitution (35-45-4-2)	0	0	0	0
Public Indecency (35-45-4-1)	0	0	0	0
Public Nudity (35-45-4-1.5)	0	0	0	0
Railroad Mischief (35-42-2-5.5)	0	0	0	0
Receiving Stolen Property (35-43-4-2)	0	0	0	0
Residential Entry (35-43-2-1.5)	0	0	0	0
Resisting Law Enforcement (35-44-3-3)	0	1	0	1
Rioting (35-45-1-2)	0	0	0	0
Sale, Possession, Use of Legend Drug (16-42-19-27)	0	0	0	0
Selling, Distributing, Exhibiting Obscene Material (35-49-3-1)	0	0	0	0
Stalking (35-45-10-5)	0	0	0	0
Synthetic Drug (35-48-4-11.5)	0	0	0	0
Theft (35-43-4-2)	0	3	0	3

NUMBER OF JUVENILES

LEVEL III (Cont.)	This Month		This Calendar Year	
	Female	Male	Female	Male
Torture or Mutilation of Animal (35-46-3-12)	0	0	0	0
Trafficking with an Inmate (35-44-3-9)	0	0	0	0
Unauthorized Possession of Prescription Form (35-48-4-14)	0	0	0	0
Unlawful Entry of Motor Vehicle (35-43-4-2.7)	0	0	0	0
Voyeurism (35-45-4-5)	0	0	0	0
Welfare Fraud (35-43-5-7)	0	0	0	0
Sub-Total	2	11	2	11

LEVEL IV

Absence From Home Detention (35-38-2.5-10)	0	0	0	0
Accident/Failure to Stop (9-26-1-8)	0	0	0	0
Assisting a Criminal (35-44-3-2)	0	0	0	0
Beats Vertebrate Animal (35-46-3-12)	0	0	0	0
Check Deception (35-43-5-5)	0	0	0	0
Common Nuisance (35-48-4-13)	0	0	0	0
Computer Trespassing (35-43-2-3)	0	0	0	0
Counterfeiting Auto Registration (9-18-2-42)	0	0	0	0
Counterfeiting a Driver's License (9-24-18-7)	0	0	0	0
Curfew Violation (31-37-2-5)	0	0	0	0
Deception (35-43-5-3)	0	0	0	0
Disorderly Conduct (35-45-1-3)	0	1	0	1
Dissemination of Material Harmful to Minor (35-49-3-3)	0	0	0	0
Driving with Suspended License (9-24-19-2)	0	0	0	0
Exploitation of Dependent/Endangered Adult (35-46-1-12)	0	0	0	0
Failure to Appear (35-44-3-6)	0	0	0	0
Failure to Disclose Recruitment (35-46-4-4)	0	0	0	0
Failure to Respond to Summons (35-44-3-6.5)	0	0	0	0
False Auto Registration (9-18-2-44)	0	0	0	0
False Identity Statement (35-44-2-6)	0	0	0	0
False Informing (35-44-2-2)	0	0	0	0
Flag Desecration (35-45-1-4)	0	0	0	0
Glue Sniffing (35-46-6-2)	0	0	0	0
Habitual Disobedience of Parent, Guardian, or Custodian (Incorrigible) (31-37-2-4)	0	0	0	0
Harassment (35-45-2-2)	0	0	0	0
Home Improvement Fraud (35-43-6-12)	0	0	0	0
Illegal Consumption of Alcohol (7.1-5-7-7)	0	0	0	0
Illegal Possession of Alcohol (7.1-5-7-7)	0	0	0	0
Impairment of ID Number (35-43-7-4)	0	0	0	0
Interference with Custody (35-42-3-4)	0	0	0	0
Interfering with Law Enforcement Animal (35-46-3-11)	0	0	0	0
Invasion of Privacy (35-46-1-15.1)	0	0	0	0
Leaving Home w/o Permission of Parent, Guardian or Custodian (Runaway) (31-37-2-2)	0	0	0	0
Nitrous Oxide Distribution (35-46-6-3)	0	0	0	0
Obscene Performance (35-49-3-1)	0	0	0	0
Obstructing Medical Emergency (35-44-3-8.5)	0	0	0	0
Obstructing Traffic (35-42-2-4)	0	0	0	0
Operating Vehicle While Intoxicated (9-30-5-2)	0	0	0	0
Operating Vehicle While Intoxicated/Cntrl'd Sub (9-30-5-1)	0	0	0	0
Operating Vehicle w/o License (9-24-18-1)	0	0	0	0
Operating Vehicle w/o Proof of Financial (9-25-8-2)	0	0	0	0
Operating Vehicle w/o Registration/Plates (9-18-2-43)	0	0	0	0
Possession of Marijuana, Hash Oil, or Hashish (35-48-4-11)	0	0	0	0
Possession of Paraphernalia (35-48-4-8.3)	0	0	0	0
Possession of Substance Represented to be a Controlled Substance (35-48-4-4.6)	0	0	0	0
Possession, Purchase, Accepting Tobacco (35-46-1-10.5)	0	0	0	0

Indiana Department of Correction
Table 18
Juvenile Female New Commitments

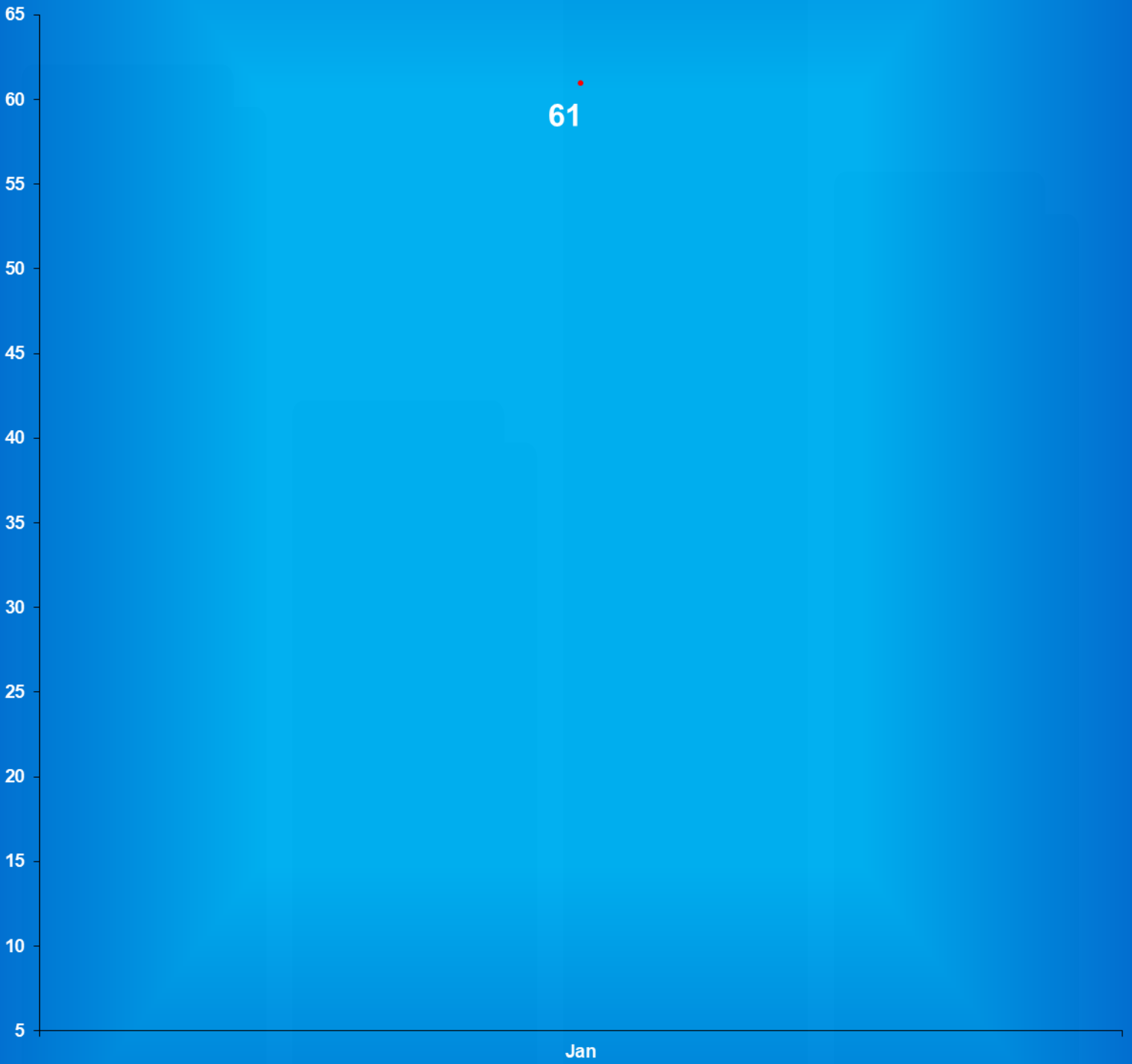
<u>Month</u>	<u>2016</u>	<u>2017</u>	<u>2018</u>	<u>2019</u>	<u>2020</u>
January	6	2	3	10	3
February	10	5	8	4	
March	11	6	4	7	
April	9	2	7	3	
May	4	6	8	8	
June	11	7	2	3	
July	4	8	12	9	
August	4	5	4	2	
September	7	8	8	4	
October	5	6	5	6	
November	6	7	8	2	
December	<u>5</u>	<u>12</u>	<u>8</u>	<u>5</u>	
TOTALS	82	74	77	63	

Source: SAS - mnthadm4.pgm

Indiana Department of Correction

Graph G

Average Daily Juvenile Female Offender Populations Calendar Year 2020



Indiana Department of Correction
Table 19
Juvenile Male New Commitments

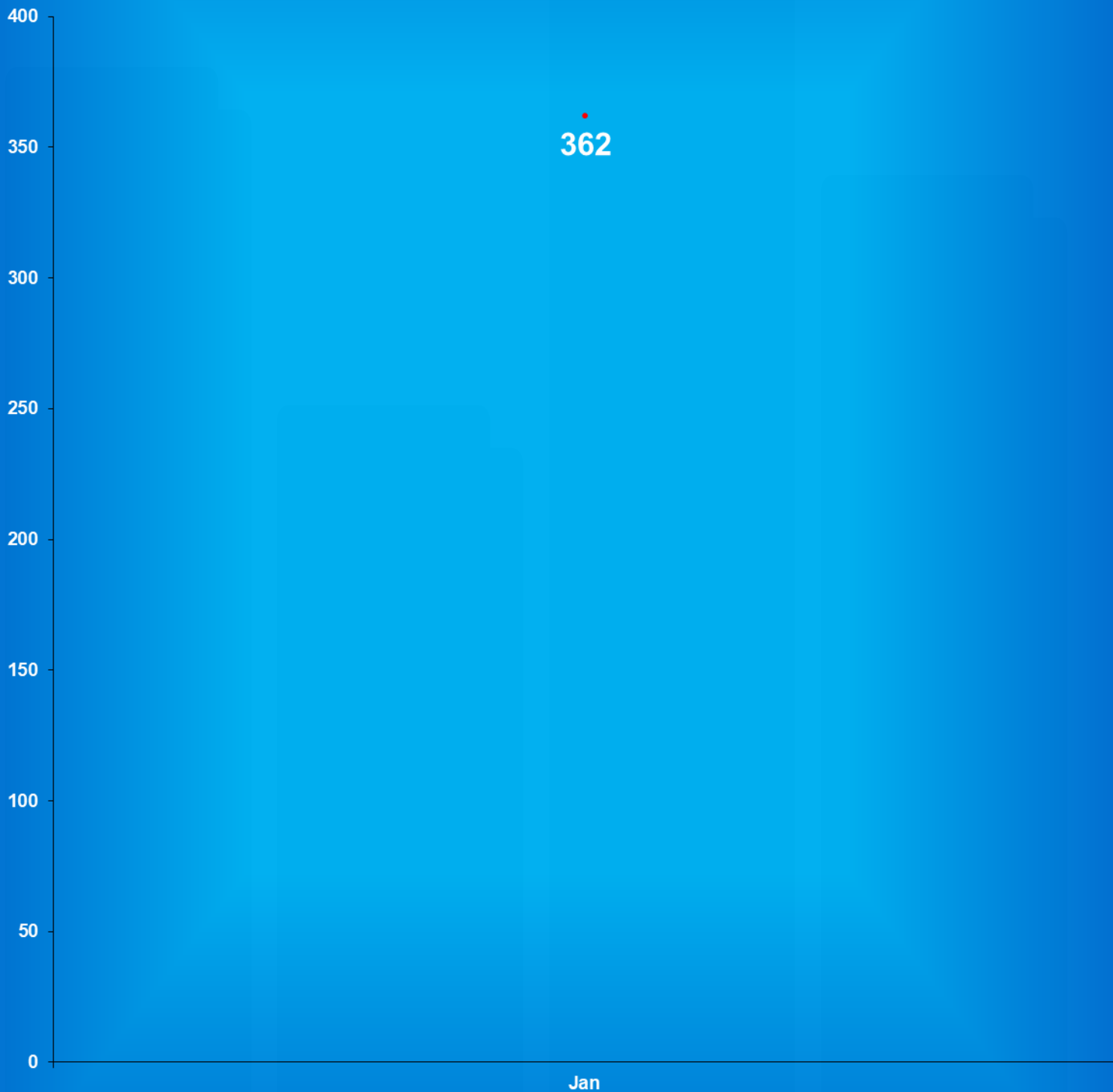
<u>Month</u>	<u>2016</u>	<u>2017</u>	<u>2018</u>	<u>2019</u>	<u>2020</u>
January	39	26	46	36	28
February	40	26	38	36	
March	69	36	33	17	
April	33	45	27	24	
May	44	35	42	30	
June	40	48	29	27	
July	29	40	29	47	
August	38	48	28	37	
September	36	43	41	23	
October	24	39	24	34	
November	28	48	34	26	
December	<u>30</u>	<u>34</u>	<u>52</u>	<u>23</u>	
TOTALS	463	450	468	360	

Source: SAS - mnthadm4.pgm

Indiana Department of Correction

Graph H

Average Daily Juvenile Male Offender Populations Calendar Year 2020





Juvenile Reintegration Districts



District #8

District #6

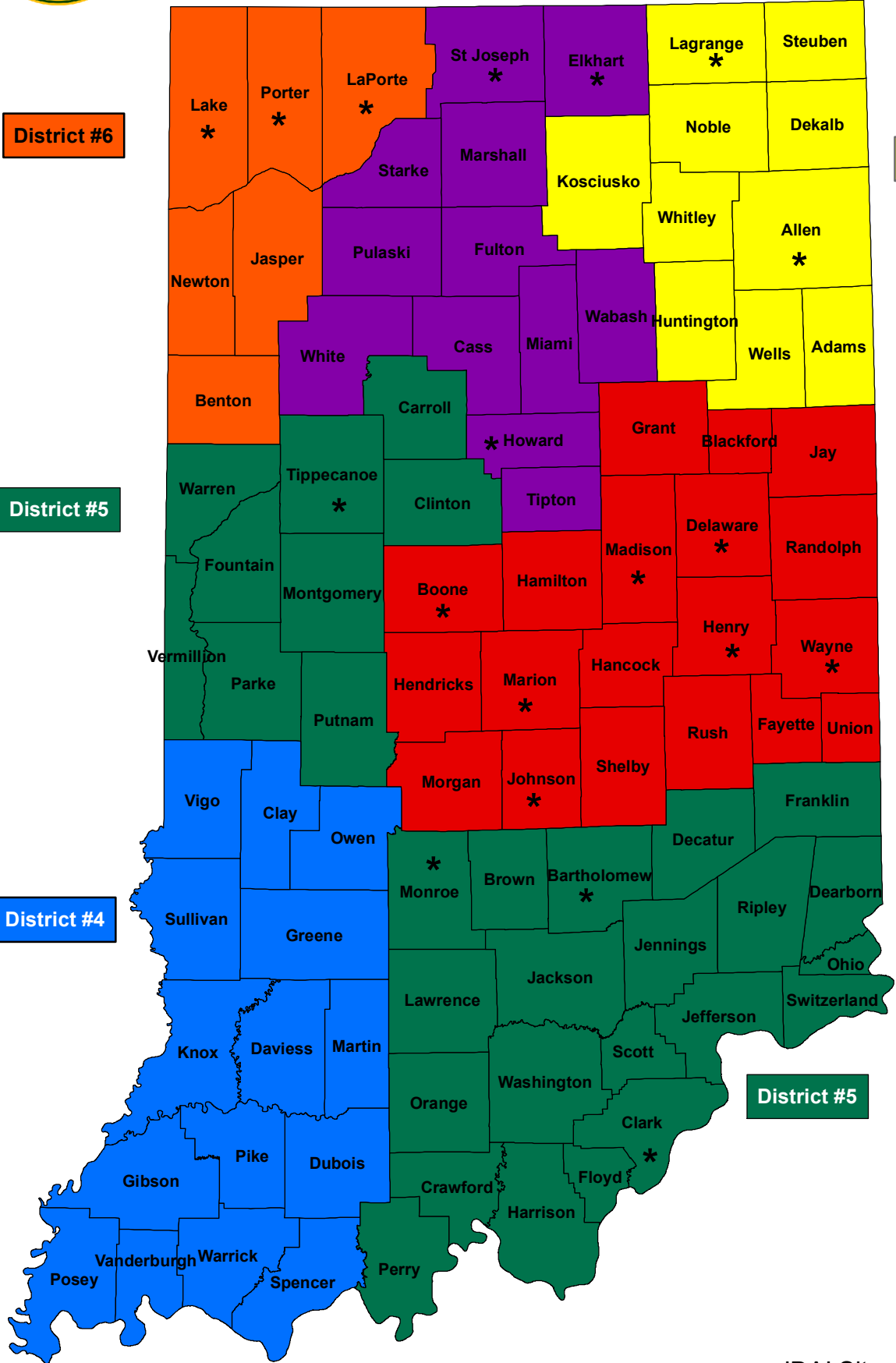
District #2

District #5

District #3

District #4

District #5



*JDAI Site

Indiana Department of Correction
Table 20
Juvenile Parole Caseload on February 01, 2020

<u>Juvenile Reintegration Districts</u>	Indiana Parolees		Other Jurisdiction		<u>Total</u>
	<u>Juvenile Male</u>	<u>Juvenile Female</u>	<u>Juvenile Male</u>	<u>Juvenile Female</u>	
<i>Interstate Compact (RD0)*</i>	0	0	6	0	<i>6</i>
			<u>District Supervision Breakdown</u> <u>as follows:</u>		
Juv Reintegration District 2	12	0	0	0	<i>12</i>
Juv Reintegration District 3	6	0	2	0	<i>8</i>
Juv Reintegration District 4	6	2	0	0	<i>8</i>
Juv Reintegration District 5	6	0	2	0	<i>8</i>
Juv Reintegration District 6	4	1	2	0	<i>7</i>
Juv Reintegration District 8	7	1	0	0	<i>8</i>
Total	41	4	6	0	<i>51</i>

Total Juvenile Parole Population on the First Day of Each Month

<u>Calendar Year 2020</u>	Indiana Parolees		Other Jurisdiction		<u>Total</u>
	<u>Juvenile Male</u>	<u>Juvenile Female</u>	<u>Juvenile Male</u>	<u>Juvenile Female</u>	
January	37	3	4	0	44
February	41	4	6	0	51

** Includes Indiana parolees who are serving their parole in another state, as well as offenders from other States being supervised in Indiana (Interstate Compact)*

Sources:
Parole Division
SAS - juvparl2.pgm

**Indiana Department of Correction
Indiana Government Center South, Room E334
302 W. Washington Street
Indianapolis, IN 46204**

**Prepared by:
Chris Yirenkyi, Data Analyst
(317) 233-4765
cyirenkyi@idoc.IN.gov**

This report and previous reports may be found at:

<http://www.in.gov/idoc/2376.htm>



CHANGING LIVES

The graphic features the text "CHANGING LIVES" in a bold, blue, sans-serif font. The word "CHANGING" is on the top line, and "LIVES" is on the bottom line. The letter "I" in "LIVES" is replaced by a solid blue silhouette of the state of Indiana. To the left of the text is the official seal of the Indiana Department of Correction. The seal is circular with a gold border. The outer ring contains the text "INDIANA" at the top and "DEPARTMENT OF CORRECTION" at the bottom, separated by stars. The inner ring contains the words "EMPLOYEES", "EFFICIENCY", and "EFFECTIVENESS" around a central emblem featuring a torch and a scale.

The Indiana Department of Correction advances public safety and successful re-entry through dynamic supervision, programming, and partnerships.