


Indiana Department of Correction

Division of Research & Technology



Offender Population Statistical Report

- January 2019 -

Rob Carter, Commissioner

**Indiana Department of Correction
Indiana Government Center South, Room E334
302 W. Washington Street
Indianapolis, IN 46204**

**Prepared by:
Joshua Ross, Research Analyst
(317) 233-3432
josross@idoc.in.gov**

This report and previous reports may be found at:

<http://www.in.gov/idoc/2376.htm>



Definitions

For the purpose of this report, the following definitions apply:

Admission – The means by which an offender enters the custody or jurisdiction of the Indiana Department of Correction. For this report, with the exception of the return of an escapee, this does not include a return from a temporary absence.

Average Daily Population – The sum of the daily beginning counts for a month, divided by that month's number of daily beginning counts.

Beginning Count – The number of offenders physically present at the beginning of the day (ie, 0000:01 hours).

Class A Felony – An offense whereby a person convicted of this felony shall be imprisoned for a fixed term of thirty years, with not more than twenty years added for aggravating circumstances, or not more than ten years subtracted for mitigating circumstances.

Class B Felony – An offense whereby a person convicted of this felony shall be imprisoned for a fixed term of ten years, with not more than ten years added for aggravating circumstances, or not more than four years subtracted for mitigating circumstances.

Class C Felony – An offense whereby a person convicted of this felony shall be imprisoned for a fixed term of four years, with not more than four years added for aggravating circumstances, or not more than two years subtracted for mitigating circumstances.

Class D Felony – An offense whereby a person convicted of this felony shall be imprisoned for a fixed term of one and one-half years, with not more than one and one-half years added for aggravating circumstances, or not more than one year subtracted for mitigating circumstances.

Class 1 Felony – An offense whereby a person convicted of this felony shall be imprisoned with a sentence range of 20-40 years, with not more than twenty years added as a habitual offender enhancement.

Class 2 Felony – An offense whereby a person convicted of this felony shall be imprisoned with a sentence range of 10-30 years, with not more than twenty years added as a habitual offender enhancement.

Class 3 Felony – An offense whereby a person convicted of this felony shall be imprisoned with a sentence range of 3-16 years, with not more than twenty years added as a habitual offender enhancement.

Class 4 Felony – An offense whereby a person convicted of this felony shall be imprisoned with a sentence range of 2-12 years, with not more than twenty years added as a habitual offender enhancement.

Class 5 Felony – An offense whereby a person convicted of this felony shall be imprisoned with a sentence range of 1-6 years, with not more than six years added as a habitual offender enhancement.

Class 6 Felony – An offense whereby a person convicted of this felony shall be imprisoned with a sentence range of 0.5-2.5 years, with not more than six years added as a habitual offender enhancement.

Contracted Beds - Those offenders who have been committed to the Indiana Department of Correction, but are housed in a local work release facility under contract of a 3rd party provider.

County Jail "Back-ups" (Jail Bed Count) – Those offenders who have been committed to the Indiana Department of Correction, but are housed in a county jail until they can be transferred to a Department of Correction intake facility. The county receives \$35.00 per day, per offender, to house these offenders.

Ending Count – The number of offenders physically present at the end of the day (ie, 2400:00 hours).

Felon – A person convicted in any jurisdiction who might have been imprisoned for more than one year.

Murder - An offense whereby a person convicted of this felony shall be imprisoned for a fixed term of fifty-five years, with not more than ten years added for aggravating circumstances, or not more than ten years subtracted for mitigating circumstances.

Definitions Continued

Operational Capacity – The total bed capacity of the facility. The capacity of a facility is the number of beds authorized for safe and efficient operation of the facility.

Pre-Dispositional – An individual ordered by the Court to the Indiana Department of Correction for evaluation prior to sentencing.

Release – The means by which an offender leaves the custody or jurisdiction of the Indiana Department of Correction. For this report, with the exception of an escape, this does not include a temporary absence.

Safekeeper – An individual whom the Court has determined to be in imminent danger of serious bodily injury or death, or who represents a substantial threat to the safety of others, and whom the Court has ordered to the Indiana Department of Correction for custody and security control.

Maximum Level Facilities – Maximum security facilities have very restrictive security measures and housing is celled space.

Medium Level Facilities – Medium security facilities have moderate degree of security measures and housing consists of dormitories and celled space.

Minimum Level Facilities – Minimum Security Facilities have the least restrictive security measures and housing is dormitory style. Also included as minimum security are work release program offenders who leave the facility for outside employment but return nightly.

Intake Facilities – Intake facilities are designated to receive newly committed adult offenders. During the intake process each offender is evaluated through interviews, reports and diagnostic tests. This evaluation forms the basis of the offenders' facility and program assignment.

Secure Housing Units – Denotes maximum control with the most restrictive security measures in place.

Vacancy – The number of beds available for assignment.

Juvenile Diagnostic/Walkthrough – A Juvenile court can order a youth to the Department of Correction to be temporarily committed for not more than 14 days (excluding Saturdays, Sundays and Legal holidays) for the purpose of an evaluation. The youth must be adjudicated delinquent and the order has to be prior to disposition. The department will send a report to the court of the written findings.

Indiana Department of Correction Population Summary

- There were 24,213 adult male offenders (including 250 county jail “back-ups” and 87 in contracted beds) on February 01, 2019. This population is 2% below operational bed capacity for general population.
- There were 2,553 adult female offenders (including 48 county jail “back-ups” and 24 in contracted beds) on February 01, 2019. This population is 7% below the operational bed capacity.
- There were 382 juvenile male offenders in the Department’s facilities on February 01, 2019. This population is 34% below the operational bed capacity.
- There were 41 juvenile female offenders in the Department’s facilities on February 01, 2019. This population is 33% below the operational bed capacity.
- There were 5,873 adult males on parole in Indiana (5,372 Indiana parolees and 501 other jurisdiction parolees) February 01, 2019.
- There were 555 adult females on parole in Indiana (501 Indiana parolees and 54 other jurisdiction parolees) on February 01, 2019.
- There were 908 adults admitted to IDOC (781 male and 127 female) and 964 adults released from IDOC (818 male and 146 female) in January 2019.
- There were 54 juveniles admitted to IDOC (42 male and 12 female) and 35 juveniles released from IDOC (26 male and 9 female) in January 2019.

**Indiana Department of Correction
Human Resource Report**

January 31, 2019

ADULT FACILITIES

Facility	Total Staff*	Custody Staff	Non-Custody	Vacancies	Hires - Rehires	Retired - Terminated	Inter-Agency		Contract/Vendor		
							In	Out	Aramark	Health	Education
Branchville Correctional Facility	259	185	74	16	12	2	0	0	10	31	8.0
Chain O'Lakes Correctional Facility	29	22	7	1	2	0	0	0	3	3	0.0
Correctional Industrial Facility	287	216	71	79	6	11	0	0	15	27	3.5
Edinburgh Correctional Facility	66	50	16	6	4	2	0	0	7	7	0.5
Indiana State Prison/Lakeside	509	395	114	61	33	8	2	0	24	42	5.0
Indiana Women's Prison	185	128	57	9	8	7	0	0	6	24	5.0
Madison Correctional Facility	187	130	57	66	8	6	1	0	9	23	4.0
Miami Correctional Facility	475	361	114	81	31	15	0	0	29	55	12.0
New Castle Correctional Facility**	390	261	129	152	0	0	0	0	28	52	14.0
Pendleton Correctional Facility	431	308	123	91	11	9	1	0	17	43	1.5
Plainfield Correctional Facility	348	261	87	45	14	7	1	1	24	40	11.0
Putnamville Correctional Facility	443	326	117	81	21	19	1	0	20	38	10.0
Reception-Diagnostic Center	211	163	48	37	8	9	1	0	0	30	0.0
Rockville Correctional Facility	228	159	69	39	5	9	0	0	14	34	9.0
South Bend Comm. Re-Entry Center	34	24	10	8	0	0	0	0	4	2	0.0
Heritage Trail DOC Staff	21	0	21	4	0	0	0	0	0	12	10.0
Heritage Trail GEO Staff**	138	96	42	26	0	0	0	0	4	11	0.0
Wabash Valley Correctional Facility	581	455	126	68	22	16	0	0	29	62	6.0
Westville Correctional Facility	636	469	167	135	20	15	2	1	32	69	13.0
Total	5,458	4,009	1,449	1,005	205	135	9	2	275	605	112.5

JUVENILE FACILITIES

Facility	Total Staff*	Custody Staff	Non-Custody	Vacancies	Hires - Rehires	Retired - Terminated	Inter-Agency		Contract/Vendor		
							In	Out	Aramark	Health	Education
Camp Summit	58	41	17	7	1	0	0	0	6	8	2.0
Logansport Intake/North Central	160	106	54	29	8	4	0	0	9	15	3.0
Pendleton Juvenile Correctional	226	152	74	67	15	12	1	0	5	17	4.0
Total	444	299	145	103	24	16	1	0	20	40	9.0

ADMINISTRATIVE

Central Office***	Total	546	248	298	57	5	3	9	9	0	8	1.5
-------------------	--------------	-----	-----	-----	----	---	---	---	---	---	---	-----

TOTALS

STATE EMPLOYEE TOTAL	5,920	4,199	1,721	987	234	154	19	11	0	0	0
CONTRACT EMPLOYEE TOTAL	1,599	357	1,242	178	0	0	0	0	295	653	123
GRAND TOTAL	7,519	4,556	2,963	1,165	234	154	19	11	295	653	123

* Total Active Staff does not include those on disability, suspension, or leave with pay.


** New Castle Correctional Facility and Heritage Trail are privately contracted institutions. Their hire/rehire and termination/reire data is not provided to DOC.

*** Includes Technology Services Division, PEN Products, Staff Development and Training, and the Parole Division (counted as Custody Staff)

Note: Total staff, custody staff, non-custody staff, and vacancy data are as of the end of the month.

Hires and re-hires, retirements and terminations, intra-agency transfer in and transfer out are the total number of actions for the month.

Source: DOC Human Resource



Offender Statistics



Indiana Department of Correction
Table 1
Offender Population & Vacancy Numbers, by Facility Security Level
February 1, 2019

Minimum Security - Adult MALE

	January Ending Count	General Population Vacancies	Programs & Treatment Vacancies	Segregation & Infirmery Vacancies	Down Beds	Held Beds
Chain O'Lakes	113	10	0	0	0	0
Edinburgh	308	36	0	0	0	0
Miami - MCA	200	4	0	0	0	0
New Castle - NCA	184	20	0	0	0	0
Pendleton - IRO	207	12	0	0	1	0
Westville - WCA	333	10	10	0	23	3
Wabash Valley - WVA	179	18	0	0	0	1
Total	1,524	110	10	0	24	4

Re-Entry & Work Release - Adult MALE

Bartholomew Co. Re-Entry	3	17	0	0	0	0
Chain O'Lakes Re-Entry	17	0	0	0	0	0
Duvall Center Re-Entry	37	3	0	0	0	0
Lake Co. Re-Entry/M	4	6	0	0	0	0
South Bend Re-Entry	146	26	0	0	0	0
VOA/Hope Hall Re-Entry	16	4	0	0	0	0
Starke Co. PI - TC	27	0	21	0	0	0
Total	250	56	21	0	0	0

Medium Security - Adult MALE

	January Ending Count	General Population Vacancies	Programs & Treatment Vacancies	Segregation & Infirmery Vacancies	Down Beds	Held Beds
Branchville	1,379	75	28	3	0	0
Correctional Industrial	1,454	25	1	4	0	11
Indiana State Prison ISO	371	9	0	0	4	1
Plainfield	1,497	21	0	22	154	2
Putnamville	2,142	30	1	14	322	1
Heritage Trail	842	21	0	0	0	5
Westville	2,519	29	81	35	256	21
New Castle	2,369	8	3	30	2	19
Total	12,573	218	114	108	738	60

Table 1 (Cont.)

Maximum Security - Adult MALE

	January Ending Count	General Population Vacancies	Programs & Treatment Vacancies	Segregation & Infirmery Vacancies	Down Beds	Held Beds
Miami	2,863	94	3	8	5	11
Indiana State Prison	1,992	34	12	7	1	21
Pendleton	1,409	19	4	1	6	10
Pendleton Treatment Unit	179	0	28	0	6	1
ISR Secure Housing Unit	67	0	0	0	2	0
New Castle Annex	445	2	0	20	17	2
New Castle Mental Health	121	0	5	0	2	0
WCU Secure Housing Unit	77	0	0	4	29	0
Wabash Valley	1,710	8	38	15	1	13
WVS Secure Housing Unit	168	0	0	42	6	0
Reception Diag. Center	585	83	0	0	27	0
Total	9,616	240	90	97	102	58

Minumum Security & Re-Entry - Adult FEMALE

	January Ending Count	General Population Vacancies	Programs & Treatment Vacancies	Segregation & Infirmery Vacancies	Down Beds	Held Beds
Madison	570	136	0	0	0	0
Jefferson Co. Re-Entry	47	19	0	0	0	0
Crane House	22	22	0	0	0	1
VOA/Evansville/Female	2	3	0	0	0	0
Total	641	180	0	0	0	1

Medium Security - Adult FEMALE

Rockville	979	6	47	9	0	0
Total	979	6	47	9	0	0

Maximum Security - Adult FEMALE

Women's Prison	683	12	18	2	0	12
Rockville Intake	202	10	0	0	0	0
Total	885	22	18	2	0	12

JAIL BED COUNT

Adult Male	250	N/A	N/A	N/A	N/A	N/A
Adult Female	48	N/A	N/A	N/A	N/A	N/A
Total	298					

Table 1 (Cont.)

JUVENILE OFFENDERS

Juvenile Male

	January Ending Count	General Population Vacancies	Programs & Treatment Vacancies	Segregation & Infirmery Vacancies	Down Beds	Held Beds
Logansport Juvenile Intake/Diagnostic Facility	18	66	0	8	0	0
North Central Juvenile Correctional Facility	118	56	0	0	0	0
Pendleton Juvenile Correctional Facility	246	137	0	5	0	3
Total	382	259	0	13	0	3

Juvenile Female

LaPorte Juvenile Correctional Facility	41	20	0	1	0	0
--	----	----	---	---	---	---

TOTALS

	January Ending Count	General Population Vacancies	Programs & Treatment Vacancies	Segregation & Infirmery Vacancies	Down Beds	Held Beds
GRAND TOTAL FOR ALL ADULT MALES (Includes Jail Bed Count and Contracted Beds)	24,213	624	235	205	864	122
TOTAL FOR ADULT MALES IDOC FACILITIES ONLY	23,876	594	214	205	864	122
GRAND TOTAL FOR ALL ADULT FEMALES (Includes Jail Bed Count and Contracted Beds)	2,553	208	65	11	0	13
TOTAL FOR ADULT FEMALES IDOC FACILITIES ONLY	2,481	164	65	11	0	12
TOTAL FOR JUVENILE MALES	382	259	0	13	0	3
TOTAL FOR JUVENILE FEMALES	41	20	0	1	0	0
GRAND TOTAL FOR THE DEPARTMENT (Includes Jail Bed Count and Contracted Beds)	27,189	1,111	300	230	864	138
GRAND TOTAL FOR THE DEPARTMENT (Excludes Jail Bed Count and Contracted Beds)	26,780	1,037	279	230	864	137

Sources: Planning Division Facility Body Count Report
 Planning Division Juvenile Daily Count Report
 OIS - Jail Bed Count
 Operational Support Services - Vacancy Report

Indiana Department of Correction
Table 2
Operational Capacity Compared to Population, by Facility
February 1, 2019

Minimum Security - Adult MALE

	Dec	Jan	Jan	Jan	Percent +/-
	Operational	Operational	Adjusted	Jan	
	Capacity	Capacity	Operational	Ending	Capacity
			Capacity*	Count	
Chain O'Lakes	123	123	123	113	-8%
Edinburgh	344	344	344	308	-10%
Miami - MCA	204	204	204	200	-2%
New Castle - NCA	204	204	204	184	-10%
Pendleton - IRO	220	220	219	207	-5%
Westville - WCA	379	379	343	333	-3%
Wabash Valley - WVA	198	198	197	179	-9%
Total	1,672	1,672	1,634	1,524	-7%

Re-Entry & Work Release - Adult MALE

	Dec	Jan	Jan	Jan	Percent +/-
	Operational	Operational	Adjusted	Jan	
	Capacity	Capacity	Operational	Ending	Capacity
			Capacity*	Count	
Bartholomew Co. Re-Entry	20	20	20	3	-85%
Chain O'Lakes Re-Entry	17	17	17	17	0%
Duval Center Re-Entry	40	40	40	37	-8%
Lake Co. Re-Entry/M	10	10	10	4	-60%
South Bend Re-Entry	172	172	172	146	-15%
VOA/Hope Hall Re-Entry	20	20	20	16	-20%
Starke Co. PI - TC	48	48	27	27	0%
Total	327	327	306	250	-18%

Medium Security - Adult MALE

	Dec	Jan	Jan	Jan	Percent +/-
	Operational	Operational	Adjusted	Jan	
	Capacity	Capacity	Operational	Ending	Capacity
			Capacity*	Count	
Branchville	1,485	1,485	1,454	1,379	-5%
Correctional Industrial	1,495	1,495	1,479	1,454	-2%
Indiana State Prison ISO	385	385	380	371	-2%
Plainfield	1,696	1,696	1,518	1,497	-1%
Putnamville	2,510	2,510	2,172	2,142	-1%
Heritage Trail	868	868	863	842	-2%
Westville	2,941	2,941	2,548	2,519	-1%
New Castle	<u>2,431</u>	2,431	<u>2,377</u>	<u>2,369</u>	<u>0%</u>
Total	13,811	13,811	12,791	12,573	-2%

Table 2 (Cont.)

Maximum Security - Adult MALE

	Dec Operational Capacity	Jan Operational Capacity	Jan Adjusted Operational Capacity*	Jan Ending Count	Percent +/- Capacity
Miami	2,984	2,984	2,957	2,863	-3%
Indiana State Prison	2,067	2,067	2,015	1,992	-1%
Pendleton	1,449	1,449	1,428	1,409	-1%
Pendleton Treatment Unit	214	214	179	179	0%
ISR Secure Housing Unit	69	69	67	67	0%
New Castle Annex	486	486	447	445	0%
New Castle Mental Health	128	128	121	121	0%
WCU Secure Housing Unit	110	110	77	77	0%
Wabash Valley	1,785	1,785	1,718	1,710	0%
WVS Secure Housing Unit	216	216	168	168	0%
Reception Diag. Center	695	695	585	585	0%
Total	10,203	10,203	9,762	9,616	-1%

Minimum Security & Re-Entry - Adult FEMALE

Madison	706	706	706	570	-19%
Jefferson Co. Re-Entry	66	66	66	47	-29%
Crane House	45	45	44	22	-50%
VOA/Evansville/Female	5	5	5	2	-60%
Total	822	822	821	641	-22%

Medium Security - Adult FEMALE

Rockville	<u>1,041</u>	<u>1,041</u>	<u>985</u>	979	-1%
Total	1,041	1,041	985	979	-1%

Maximum Security - Adult FEMALE
--

Women's Prison	727	727	695	683	-2%
Rockville Intake	<u>212</u>	212	202	202	0%
Total	939	939	897	885	-1%

JAIL BED COUNT**

Adult Male	271	250	250	250	0%
Adult Female	44	48	48	48	0%
Total	315	298	298	298	0%

JUVENILE OFFENDERS

	Juvenile Male				
Logansport Juvenile Intake/Diagnostic Facility	92	92	18	18	0%
North Central Juvenile Correctional Facility	174	174	174	118	-32%
Pendleton Juvenile Correctional Facility	<u>391</u>	391	<u>383</u>	246	-36%
Total	657	657	575	382	-34%

Table 2 (Cont.)

Juvenile Female

	Dec	Jan	Jan	Jan	Percent +/-
	Operational	Operational	Adjusted	Ending	Capacity
	Capacity	Capacity	Capacity*	Count	Capacity
LaPorte Juvenile Correctional Facility	62	62	61	41	-33%

TOTALS					
	Dec	Jan	Jan	Jan	Percent +/-
	Operational	Operational	Adjusted	Ending	Capacity
	Capacity	Capacity	Capacity*	Count	Capacity
GRAND TOTAL FOR ALL ADULT MALES (Includes Jail Bed Count and Contracted Beds)	26,284	26,263	24,743	24,213	-2%
TOTAL FOR ADULT MALES IDOC FACILITIES ONLY	25,686	25,875	24,376	23,876	-2%
GRAND TOTAL FOR ALL ADULT FEMALES (Includes Jail Bed Count and Contracted Beds)	2,846	2,850	2,751	2,553	-7%
TOTAL FOR ADULT FEMALES IDOC FACILITIES ONLY	2,752	2,752	2,654	2,481	-7%
TOTAL FOR JUVENILE MALES	657	657	575	382	-34%
TOTAL FOR JUVENILE FEMALES	62	62	61	41	-33%
GRAND TOTAL FOR THE DEPARTMENT (Includes Jail Bed Count** and Contracted Beds)	29,849	29,832	28,130	27,189	-3%
GRAND TOTAL FOR THE DEPARTMENT (Excludes Jail Bed Count and Contracted Beds)	29,157	29,346	27,666	26,780	-3%

*Adjusted Operational Capacity includes Intake Beds and excludes Down, Held, and Segregation/Infirmary, and Program/Treatment Hold Beds.
 **Jail Bed Counts - IDOC offender jail bed holding is demand-based, therefore jail bed percent capacity is always 0%. Jail Bed Operational Capacity is determined by each county's availability and fluctuates from month to month.

Sources: Planning Division Facility Body Count Report
 Planning Division Juvenile Daily Count Report
 OIS - Jail Bed Count
 Operational Support Services - Vacancy Report

Indiana Department of Correction
Table 3
Facility Population on the First Day of Each Month
(Excludes County Jail "Back-ups" & Contracted Beds)

<u>2018</u>	<u>Adult Male</u>	<u>Adult Female</u>	<u>Juvenile Male</u>	<u>Juvenile Female</u>	<u>Total</u>
January	23,290	2,345	354	40	26,029
February	23,273	2,356	372	47	26,048
March	23,364	2,395	394	45	26,198
April	23,505	2,414	395	48	26,362
May	23,506	2,443	387	43	26,379
June	23,719	2,466	394	40	26,619
July	23,794	2,447	379	29	26,649
August	23,677	2,442	377	35	26,531
September	23,738	2,502	373	32	26,645
October	23,788	2,505	375	39	26,707
November	23,874	2,523	357	41	26,795
December	23,894	2,511	369	41	26,815
<u>2019</u>	<u>Adult Male</u>	<u>Adult Female</u>	<u>Juvenile Male</u>	<u>Juvenile Female</u>	<u>Total</u>
January	23,970	2,500	365	38	26,873
February	23,876	2,481	382	41	26,780

Source: Research Division Juvenile Daily Count Report

Indiana Department of Correction
Table 4
Parole Caseload on February 01, 2019

<u>Parole District</u>	Indiana Parolees		Other Jurisdiction		<u>Total</u>
	<u>Adult Male</u>	<u>Adult Female</u>	<u>Adult Male</u>	<u>Adult Female</u>	
	<i>Interstate Compact (PD0)*</i>	421	50	501	
	<u>District Supervision Breakdown as follows:</u>				
Re-Entry Parole (PD1)	316	49	36	2	403
Fort Wayne (PD2)	628	61	39	4	732
Indianapolis (PD3)	1379	133	110	8	1,630
Evansville (P4A)	408	32	47	7	494
Terre Haute (P4B)	440	40	25	2	507
Bloomington (PD5)	297	30	23	4	354
Gary (PD6)	422	39	73	7	541
New Castle (PD7)	555	80	43	4	682
South Bend (PD8)	625	52	72	9	758
Madison (PD9)	302	55	33	7	397
Total	5,793	621	501	54	6,969

Total Parole Population on the First Day of Each Month

<u>Calendar Year 2019</u>	Indiana Parolees		Other Jurisdiction		<u>Total</u>
	<u>Adult Male</u>	<u>Adult Female</u>	<u>Adult Male</u>	<u>Adult Female</u>	
January	5,792	610	492	53	6,947
February	5,793	621	501	54	6,969

* Includes Indiana parolees who are serving their parole in another state, as well as offenders from other States being supervised in Indiana (Interstate Compact)

Sources: Juvenile Services
Parole Division



Adult Offender Statistics



Indiana Department of Correction
Table 5
Monthly Admissions and Releases- Adult Offenders
(Includes County Jail "Back-ups" & Contracted Beds)
January 2019

Admissions	Male	Female	Total
New Commitments	393	60	453
Parole Violators - New Commits	26	2	28
Parole Violators - Technical	144	11	155
Unsentenced (Safekeepers)	4	0	4
Return from Esc - Sec/NonSec Facility	0	0	0
Return from Escape - Non-Secure Facility	0	0	0
Return from Escape - CTP Absconds	0	0	0
Court Supervision Violators - New Commits	95	23	118
Court Supervision Violators - Technical	103	30	133
Return from CTP - New Commits	1	0	1
Return from CTP - Technical	15	1	16
Unknown (Missing Data)	0	0	0
Total Admissions	781	127	908

Releases	Male	Female	Total
Parole	412	58	470
Probation	193	47	240
Escape Secure Facility	0	0	0
Walk-Away - Non-Secure Facility	3	0	3
Discharged	92	19	111
Unsentenced Discharged	0	0	0
Other (i.e. Death)	11	1	12
Community Transition Program (CTP)	106	20	126
CTP Absconds	1	1	2
Unknown (Missing Data)	0	0	0
Total Releases	818	146	964

Of the 393 new commitments of male felons, 200 (50.9%) had a prior commitment.

Of the 60 new commitments of female felons, 18 (30.0%) had a prior commitment.

Effective July 1, 1998, misdemeanants are to be committed to DOC only under special circumstances (IC 11-12-6)

Sources: SAS-prsadm8.pgm, SAS - prisrel8.pgm

**Indiana Department of Correction
Table 7**

Release Type by County of Commitment - Adult Offenders

January 2019

County	Release Type				Total	County	Release Type				Total
	Parole	Probation	Discharged	CTP			Parole	Probation	Discharged	CTP	
Adams	3	2	0	0	5	Madison	17	12	3	7	39
Allen	23	13	5	9	50	Marion	128	51	28	23	230
Bartholomew	8	1	0	3	12	Marshall	2	0	1	3	6
Benton	0	1	0	0	1	Martin	0	0	0	1	1
Blackford	1	1	2	0	4	Miami	1	0	1	0	2
Boone	3	2	0	0	5	Monroe	8	0	4	0	12
Brown	1	0	0	0	1	Montgomery	7	0	2	1	10
Carroll	0	1	1	0	2	Morgan	0	3	0	0	3
Cass	1	2	1	2	6	Newton	2	0	0	0	2
Clark	2	4	0	0	6	Noble	5	1	1	0	7
Clay	1	0	0	0	1	Ohio	0	0	0	0	0
Clinton	8	4	1	0	13	Orange	5	1	0	0	6
Crawford	0	1	0	1	2	Owen	1	2	0	0	3
Daviess	2	2	0	2	6	Parke	0	1	1	0	2
Dearborn	3	10	0	0	13	Perry	2	0	0	0	2
Decatur	2	3	1	1	7	Pike	1	0	0	0	1
DeKalb	1	1	1	2	5	Porter	4	3	1	2	10
Delaware	2	1	1	0	4	Posey	3	0	1	2	6
Dubois	2	0	0	0	2	Pulaski	1	0	0	0	1
Elkhart	14	15	2	2	33	Putnam	5	0	2	1	8
Fayette	2	2	1	0	5	Randolph	1	0	0	1	2
Floyd	2	1	1	0	4	Ripley	2	1	0	1	4
Fountain	0	0	0	0	0	Rush	1	1	1	0	3
Franklin	1	1	0	0	2	St. Joseph	11	4	2	1	18
Fulton	2	0	1	0	3	Scott	4	3	1	2	10
Gibson	5	1	1	1	8	Shelby	4	4	2	2	12
Grant	8	4	2	1	15	Spencer	1	0	0	0	1
Greene	4	3	0	1	8	Starke	0	0	0	2	2
Hamilton	11	4	4	1	20	Steuben	3	1	0	0	4
Hancock	2	3	0	2	7	Sullivan	0	0	0	1	1
Harrison	0	1	0	0	1	Switzerland	0	0	0	0	0
Hendricks	3	2	0	0	5	Tippecanoe	8	12	2	4	26
Henry	5	2	1	2	10	Tipton	0	0	0	0	0
Howard	5	2	2	4	13	Union	0	0	0	0	0
Huntington	1	9	0	0	10	Vanderburgh	22	1	10	16	49
Jackson	10	3	2	0	15	Vermillion	0	0	1	0	1
Jasper	2	1	1	0	4	Vigo	7	2	1	2	12
Jay	3	3	0	1	7	Wabash	1	2	2	1	6
Jefferson	7	1	0	2	10	Warren	0	0	0	0	0
Jennings	2	1	0	0	3	Warrick	2	2	0	0	4
Johnson	11	5	0	1	17	Washington	3	2	1	0	6
Knox	1	0	0	1	2	Wayne	8	5	2	1	16
Kosciusko	5	2	3	0	10	Wells	0	0	1	0	1
LaGrange	2	0	0	0	2	White	0	1	0	0	1
Lake	20	3	4	8	35	Whitley	2	2	0	0	4
LaPorte	3	3	0	3	9	Unknown	0	0	0	0	0
Lawrence	4	2	2	2	10	Totals	470	240	111	126	947

This data excludes Temporary Moves, Safekeepers, Predispositions, Escapes, Deaths, releases from CTP and releases from Out of State Parole.

*"Unknown" represents offenders who were sentenced to DOC, but County of Commitment data was unavailable.

Source: prisrel7.pgm

Indiana Department of Correction
Table 8
The Number of Department of Correction Offenders
Held in County Jails*
January 28, 2019

<u>County</u>	<u>Adult Male</u>	<u>Adult Female</u>	<u>County</u>	<u>Adult Male</u>	<u>Adult Female</u>	<u>County</u>	<u>Adult Male</u>	<u>Adult Female</u>
Adams	1	0	Hendricks	4	1	Pike	1	0
Allen	10	3	Henry**	2	0	Porter	0	0
Bartholomew	1	0	Howard	4	1	Posey	2	0
Benton	1	0	Huntington	3	0	Pulaski**	1	0
Blackford**	3	0	Jackson	1	0	Putnam**	0	0
Boone	0	0	Jasper	2	0	Randolph	0	0
Brown	0	0	Jay	0	0	Ripley	1	3
Carroll	4	0	Jefferson	5	3	Rush	0	0
Cass	0	0	Jennings	1	0	St. Joseph	25	0
Clark	7	2	Johnson	3	3	Scott	4	2
Clay	0	0	Knox**	1	1	Shelby	2	0
Clinton	3	1	Kosciusko	8	0	Spencer**	1	1
Crawford**	0	0	LaGrange	0	0	Starke	0	1
Daviess	2	0	Lake	9	4	Steuben	0	0
Dearborn	3	3	LaPorte	5	2	Sullivan	1	0
Decatur	1	0	Lawrence	0	0	Switzerland	3	0
DeKalb	3	0	Madison	13	1	Tippecanoe	2	1
Delaware	3	0	Marion	15	0	Tipton	0	0
Dubois	2	0	Marshall	2	0	Union	0	0
Elkhart	9	2	Martin	2	1	Vanderburgh	16	1
Fayette	0	1	Miami	5	0	Vermillion	0	0
Floyd	3	1	Monroe	1	0	Vigo	2	0
Fountain	0	0	Montgomery	0	1	Wabash	3	0
Franklin	1	0	Morgan	1	0	Warren	0	0
Fulton	1	0	Newton	0	0	Warrick	1	0
Gibson	0	0	Noble	2	0	Washington	2	2
Grant	7	1	Ohio	0	0	Wayne	2	0
Greene	2	0	Orange**	3	0	Wells**	1	1
Hamilton	5	1	Owen	1	0	White	2	0
Hancock	1	0	Parke	4	3	Whitley	2	0
Harrison**	1	0	Perry	5	0	Total	250	48

* Data is based on known frequencies reported by the counties; some county data may be missing

** County Jail Substance Abuse Programs

Source: Offender Movement□

Indiana Department of Correction
Table 9
Community Transition Program
Average Daily Populations

<u>Month</u>	<u>2015</u>	<u>2016</u>	<u>2017</u>	<u>2018</u>	<u>2019</u>
January	457	518	465	392	382
February	442	480	475	402	
March	468	492	475	411	
April	529	518	481	441	
May	549	499	487	443	
June	539	469	481	398	
July	539	491	445	386	
August	559	496	421	395	
September	538	509	400	387	
October	564	478	385	384	
November	528	470	389	366	
December	<u>522</u>	<u>461</u>	<u>372</u>	<u>381</u>	
YEARLY AVERAGE	519	490	440	399	382

Source: CTP Database and OIS Warmbody

Indiana Department Of Correction
Table 10
Community Transition Program
January 2019 Release Information (Felony Level A-D)

Total number of offenders eligible to be released =		257
Felony A and B total =	192	
Felony C total =	52	
Felony D total =	10	
Murder =	3	
Total number of offenders transitioned to counties for CTP =		48
By default (lack of response from judge)		
Felony A or B =	0	
Felony C =	4	
Felony D =	1	
By approval by court order from judge		
Felony A or B =	37	
Felony C =	3	
Felony D =	2	
Murder =	1	
Total number of offenders transitioned to counties then returned to DOC due to refusal (court ordered denial upon receipt of offender) =		0
Total number of court ordered denials =		146
Felony A or B =	100	
Felony C =	40	
Felony D =	5	
Murder =	1	
Total number of Felony A or B, or Murder denials by default (no response from judge) =		47
Total number of offenders who became ineligible after eligibility determined but prior to CTP commencement date (reasons include change in Earliest Possible Release Date, change in warrant status, released to probation or to parole, other miscellaneous) =		16
Felony A or B =	8	
Felony C =	5	
Felony D =	2	
Murder =	1	

Indiana Department Of Correction
Table 10
Community Transition Program
January 2019 Release Information (Felony Level 1-6)

Total number of offenders eligible to be released =		252
Felony 1 and 2 total =	4	
Felony 3 and 4 total =	81	
Felony 5 and 6 total =	167	
Total number of offenders transitioned to counties for CTP =		84
By default (lack of response from judge)		
Felony 1 and 2 total =	0	
Felony 3 and 4 total =	0	
Felony 5 and 6 total =	21	
By approval by court order from judge		
Felony 1 and 2 total =	3	
Felony 3 and 4 total =	24	
Felony 5 and 6 total =	36	
Total number of offenders transitioned to counties then returned to DOC due to refusal (court ordered denial upon receipt of offender) =		0
Total number of court ordered denials =		138
Felony 1 and 2 total =	0	
Felony 3 and 4 total =	38	
Felony 5 and 6 total =	100	
Total number of Felony 1 or 2 denials by default (no response from judge) =		1
Total number of offenders who became ineligible after eligibility determined but prior to CTP commencement date (reasons include change in Earliest Possible Release Date, change in warrant status, released to probation or to parole, other miscellaneous) =		20
Felony 1 and 2 total =	0	
Felony 3 and 4 total =	10	
Felony 5 and 6 total =	10	

Indiana Department of Correction
Table 11
Total Number of Felony Offenses
Committed to the Indiana Department of Correction

January 2019

Felony Level	Primary Offense	Secondary Offense	Jan-19		This Calendar Year	
			SEX		SEX	
			F	M	F	M
A Felony	Child Molesting (35-42-4-3)		-	1	-	1
	Dealing Cocaine or Narcotic Drug (35-48-4-1)		-	1	-	1
	Voluntary Manslaughter (35-42-1-3)		-	2	-	2
A Felony Total			0	4	0	4

Felony Level	Primary Offense	Secondary Offense	Jan-19		This Calendar Year	
			SEX		SEX	
			F	M	F	M
B Felony	Arson (35-43-1-1)		-	2	-	2
	Battery (35-42-2-1)		-	1	-	1
	Burglary (35-43-2-1)		-	9	-	9
	Child Molesting (35-42-4-3)		-	5	-	5
	Dealing Cocaine or Narcotic Drug (35-48-4-1)		1	7	1	7
	Dealing Methamphetamine (35-48-4-1.1)		2	5	2	5
	Dealing Sched I, II, or III Cntrlrd Sub (35-48-4-2)		-	1	-	1
	Felon in Possession of a Firearm (35-47-4-5)		1	2	1	2
	Operating Vehicle Intoxicated/Death (9-30-5-5)		-	1	-	1
	Possession Methamphetamine (35-48-4-6.1)		-	1	-	1
	Possession of Cocaine or Narcotic Drug (35-48-4-6)		1	-	1	-
	Robbery (35-42-5-1)		-	5	-	5
	Sexual Misconduct with a Minor (35-42-4-9)		-	4	-	4
B Felony Total			5	43	5	43

Felony Level	Primary Offense	Secondary Offense	Jan-19		This Calendar Year	
			SEX		SEX	
			F	M	F	M
C Felony	Battery (35-42-2-1)		-	1	-	1
	Burglary (35-43-2-1)		-	7	-	7
	Child Molesting (35-42-4-3)		-	4	-	4
	Conspiracy (35-41-5-2)	Burglary (35-43-2-1)	-	3	-	3
	Corrupt Business Influence (35-45-6-2)		-	1	-	1
	Dangerous Control of a Handgun (35-47-10-6)		-	1	-	1
	Dealing Marijuana, Hash Oil, or Hashish (35-48-4-10)		-	1	-	1
	Driving After Forfeiture (9-12-3-2)		-	1	-	1
	Failure to Register as a Sex Offender (11-8-8-17)		-	2	-	2
	Forgery (35-43-5-2)		1	1	1	1
	Handgun Violation (35-47-2-7)		-	1	-	1
	Non-Support of Dependent Child (35-46-1-5)		-	4	-	4
	Operating Vehicle w/Lifetime Suspension (9-30-10-17)		-	4	-	4
	Operating Vehicle-Habitual Violation (9-30-10-16)		-	1	-	1
	Possession of Cocaine or Narcotic Drug (35-48-4-6)		1	-	1	-
	Possession of Precursors (35-48-4-14.5)		-	1	-	1
Robbery (35-42-5-1)		-	3	-	3	
C Felony Total			2	36	2	36

Felony Level	Primary Offense	Secondary Offense	Jan-19		This Calendar Year	
			SEX		SEX	
			F	M	F	M
D Felony	Attempt to Commit a Felony (35-41-5-1)	Theft, Receiving Stolen Property (35-43-4-2)	-	1	-	1
	Criminal Mischief (35-43-1-2)		1	-	1	-
	Criminal Recklessness (35-42-2-2)		-	4	-	4
	Driving While Suspended/Oper Veh HTV (9-30-10-16)		-	2	-	2
	Failure to Return to Lawful Detention (35-44-3-5)		-	1	-	1
	Involuntary Manslaughter (35-42-1-4)		-	1	-	1
	Neglect of a Dependent (35-46-1-4)		-	1	-	1
	Non-Support of a Child (35-46-1-5)		1	3	1	3
	Poss. of Marijuana, Hash Oil, or Hashish (35-48-4-11)		-	1	-	1
	Possession - Syringe/Needle (16-42-19-18)		1	-	1	-
	Possession of Controlled Substance (35-48-4-7)		-	3	-	3
	Possession of Meth(35-48-4-6.1)		1	-	1	-
	Resisting Law Enforcement (35-44-3-3)		-	4	-	4
	Theft, Receiving Stolen Property (35-43-4-2)		-	15	-	15
Welfare Fraud (35-43-5-7)		-	2	-	2	
D Felony Total			4	38	4	38

Felony Level	Primary Offense	Secondary Offense	Jan-19		This Calendar Year	
			SEX		SEX	
			F	M	F	M
Level 1 Felony	Attempt to Commit a Felony (35-41-5-1)	Murder (35-42-1-1)	1	-	1	-
	Child Molesting (35-42-4-3)		-	9	-	9
	Neglect of a Dependent/Death (35-46-1-4)		-	1	-	1
Level 1 Felony Total			1	10	1	10

Felony Level	Primary Offense	Secondary Offense	Jan-19		This Calendar Year		
			SEX		SEX		
			F	M	F	M	
Level 2 Felony	Arson (35-43-1-1)	Robbery (35-42-5-1) Voluntary Manslaughter (35-42-1-3)	1	-	1	-	
	Attempt to Commit a Felony (35-41-5-1)		-	2	-	2	
	Battery (35-42-2-1)		-	1	-	1	
	Burglary (35-43-2-1)		-	1	-	1	
	Child Molesting (35-42-4-3)		-	1	-	1	
	Conspiracy (35-41-5-2)		Burglary (35-43-2-1)	-	2	-	2
	Dealing Cocaine or Narcotic Drug (35-48-4-1)		-	12	-	12	
	Dealing Methamphetamine (35-48-4-1.1)		-	2	12	2	12
	Robbery (35-42-5-1)		-	2	-	2	
Level 2 Felony Total			3	34	3	34	

Felony Level	Primary Offense	Secondary Offense	Jan-19		This Calendar Year	
			SEX		SEX	
			F	M	F	M
Level 3 Felony	Aggravated Battery (35-42-2-1.5)	Dealing Methamphetamine (35-48-4-1.1) Robbery (35-42-5-1) Robbery (35-42-5-1)	-	4	-	4
	Aiding, Inducing or Causing an Offense (35-41-2-4)		1	-	1	-
	Attempt to Commit a Felony (35-41-5-1)		-	3	-	3
	Battery (35-42-2-1)		1	2	1	2
	Burglary (35-43-2-1)		-	1	-	1
	Child Molesting (35-42-4-3)		-	2	-	2
	Criminal Confinement (35-42-3-3)		-	1	-	1
	Dealing Cocaine or Narcotic Drug (35-48-4-1)		-	3	-	3
	Dealing Methamphetamine (35-48-4-1.1)		1	2	1	2
	Dealing Sched I, II, or III Cntrl'd Sub (35-48-4-2)		6	16	6	16
	Kidnapping (35-42-3-2)		-	2	-	2
	Manufacturing Meth (35-48-4-1.2)		-	1	-	1
	Neglect of a Dependent/Death (35-46-1-4)		-	1	-	1
	Possession of Cocaine or Narcotic Drug (35-48-4-6)		3	1	3	1
	Possession of Meth (35-48-4-6.1)		-	1	-	1
	Rape (35-42-4-1)		-	3	-	3
	Robbery (35-42-5-1)		-	2	-	2
	Level 3 Felony Total			17	64	17

Felony Level	Primary Offense	Secondary Offense	Jan-19		This Calendar Year			
			SEX		SEX			
			F	M	F	M		
Level 4 Felony	Aiding, Inducing or Causing an Offense (35-41-2-4)	Possession of Meth (35-48-4-6.1) Burglary (35-43-2-1) Conspiracy (35-41-5-2) Dealing Methamphetamine (35-48-4-1.1)	1	-	1	-		
	Arson (35-43-1-1)		-	1	-	1		
	Burglary (35-43-2-1)		6	41	6	41		
	Child Molesting (35-42-4-3)		-	12	-	12		
	Conspiracy (35-41-5-2)		-	1	-	1		
	Dealing Cocaine or Narcotic Drug (35-48-4-1)		-	1	-	1		
	Dealing Methamphetamine (35-48-4-1.1)		2	5	2	5		
	Dealing Sched I, II, or III Cntrl'd Sub (35-48-4-2)		5	24	5	24		
	Dealing Sched IV Controlled Substance (35-48-4-3)		-	1	-	1		
	Felon in Possession of a Firearm (35-47-4-5)		-	1	-	1		
	Manufacturing Meth (35-48-4-1.2)		2	23	2	23		
	Operating Vehicle Intoxicated/Death (9-30-5-5)		-	1	-	1		
	Possession of Meth (35-48-4-6.1)		3	-	3	-		
	Sexual Misconduct with a Minor (35-42-4-9)		2	5	2	5		
			-	4	-	4		
	Level 4 Felony Total			21	121	21	121	

Felony Level	Primary Offense	Secondary Offense	Jan-19		This Calendar Year		
			SEX		SEX		
			F	M	F	M	
Level 5 Felony	Aiding, Inducing or Causing an Offense (35-41-2-4)	Burglary (35-43-2-1)	-	2	-	2	
		Dealing Cocaine or Narcotic Drug (35-48-4-1)	1	-	1	-	
		Dealing in Methamphetamine (35-48-4-1.1)	-	1	-	1	
		Escape (35-44.1-3-4)	1	-	1	-	
		Assisting a Criminal (35-44.1-2-5)	-	2	-	2	
		Attempt to Commit a Felony (35-41-5-1)	Battery (35-42-2-1)	-	1	-	1
			Fraud on Financial Institution (35-43-5-8)	1	2	1	2
			Robbery (35-42-5-1)	-	2	-	2
		Auto Theft, Receiving Stolen Parts (35-43-4-2.5)		-	1	-	1
		Battery (35-42-2-1)		6	43	6	43
		Burglary (35-43-2-1)		4	26	4	26
		Child Exploitation (35-42-4-4)		-	5	-	5
		Child Pornography (35-42-4-4(C))		-	2	-	2
		Child Possession of a Firearm (35-47-10-5)		-	1	-	1
		Child Solicitation (35-42-4-6)		-	1	-	1
		Conspiracy (35-41-5-2)	Dealing Cocaine or Narcotic Drug (35-48-4-1)	-	1	-	1
			Fraud on Financial Institution (35-43-5-8)	-	1	-	1
			Robbery (35-42-5-1)	-	1	-	1
			Trafficking with an Inmate (35-44.1-3-5)	-	1	-	1
		Corrupt Business Influence (35-45-6-2)		1	3	1	3
		Criminal Confinement (35-42-3-3)		-	5	-	5
		Criminal Recklessness (35-42-2-2)		-	6	-	6
		Dealing Cocaine or Narcotic Drug (35-48-4-1)		1	14	1	14
		Dealing Marijuana, Hash Oil, or Hashish (35-48-4-10)		-	1	-	1
		Dealing Methamphetamine (35-48-4-1.1)		9	14	9	14
		Dealing Sched I, II, or III Cntrld Sub (35-48-4-2)		1	-	1	-
		Dealing in Methamphetamine (35-48-4-1.1)		7	21	7	21
		Dealing/Poss. Look-Alike Subs (35-48-4-4.6)		1	-	1	-
		Domestic Battery (35-42-2-1.3)		1	16	1	16
		Escape (35-44.1-3-4)		4	5	4	5
		Fail to Stop Acc Death (9-26-1-1.1)		-	3	-	3
		Failure to Register as a Sex Offender (11-8-8-17)		-	14	-	14
		Firearm w/in One Mile of School (35-47-2-1)		2	20	2	20
		Fraud on Financial Institution (35-43-5-8)		-	8	-	8
		Intimidation (35-45-2-1)		1	9	1	9
		Kidnapping (35-42-3-2)		-	2	-	2
		Neglect of a Dependent/Death (35-46-1-4)		-	5	-	5
		Obstruction of Justice (35-44.1-2-2)		-	1	-	1
		Oper Veh Aft Life Susp (9-30-10-17)		1	22	1	22
		Possession of Cocaine or Narcotic Drug 35-48-4-6		4	9	4	9
		Possession of Syringes or Needles (16-42-19-18)		1	3	1	3
		Reckless Homicide (35-42-1-5)		-	1	-	1
		Robbery (35-42-5-1)		2	11	2	11
		Sexual Misconduct with a Minor (35-42-4-9)		-	6	-	6
		Stalking (35-45-10-5)		-	1	-	1
		Theft, Receiving Stolen Property (35-43-4-2)		-	1	-	1
		Trafficking with an Inmate (35-44.1-3-5)		1	2	1	2
		Level 5 Felony Total		50	296	50	296

Felony Level	Primary Offense	Secondary Offense	Jan-19		This Calendar Year	
			SEX		SEX	
			F	M	F	M
Level 6 Felony	Attempt to Commit a Felony (35-41-5-1)	Attempted/Obstruction of Justice (35-41-5-1)	1	-	1	-
		Battery (35-42-2-1)	-	1	-	1
	Auto Theft, Receiving Stolen Parts (35-43-4-2.5)		1	8	1	8
	Battery 35-42-2-1		1	3	1	3
	Conspiracy (35-41-5-2)	Attempted/Obstruction of Justice (35-41-5-1)	-	1	-	1
	Controlled Substance Registration (35-48-4-14)		1	-	1	-
	Criminal Confinement (35-42-3-3)		-	2	-	2
	Criminal Confinement (35-42-3-3)		-	13	-	13
	Criminal Mischief (35-43-1-2)		1	-	1	-
	Criminal Recklessness (35-42-2-2)		2	8	2	8
	Dealing Marijuana, Hash Oil, or Hashish (35-48-4-10)		-	3	-	3
	Dealing Subs. Represent as Cntrl'd Subs. (35-48-4-4.5)		1	1	1	1
	Dealing/Poss. Look-Alike Subs (35-48-4-10.5)		-	2	-	2
	Dealing/Poss. Look-Alike Subs (35-48-4-11.5)		-	2	-	2
	Dissemination of Matter Harmful to Minor (35-49-3-3)		-	1	-	1
	Escape 35-44.1-3-4		4	19	4	19
	Fail to Reg Sex Off (11-8-8-17)		-	1	-	1
	Failure to Appear (35-44.1-2-9)		1	3	1	3
	Forgery, Counterfeiting, Application Fraud (35-43-5-2)		4	12	4	12
	Identity Deception (35-43-5-3.5)		1	-	1	-
	Insurance Fraud (35-43-5-4.5)		1	3	1	3
	Intimidation (35-45-2-1)		1	4	1	4
	Invasion of Privacy (35-46-1-15.1)		-	5	-	5
	Maintain Common Nuisance (35-45-2-1(c))		-	7	-	7
	Money Laundering (35-45-15-5)		-	1	-	1
	Neglect of a Dependent/Death (35-46-1-4)		1	5	1	5
	Non-Support of Dependent Child (35-46-1-5)		1	1	1	1
	Obstruction of Justice (35-44.1-2-2)		-	3	-	3
	Oper Vehicle-Intox-Prev Conv (9-30-5-3)		-	4	-	4
		Habitual Offender Controlled Substance (35-50-2-10)	-	1	-	1
	Operating Vehicle Intoxicated-Contrl'd Sub (9-30-5-1)	Habitual Offender Controlled Substance (35-50-2-10)	-	1	-	1
	Operating Vehicle Intoxicated-Endanger (9-30-5-2)		-	5	-	5
		Habitual Offender Controlled Substance (35-50-2-10)	-	2	-	2
	Operating Vehicle Intoxicated/Injury (9-30-5-4)		-	1	-	1
	Operating Vehicle-Habitual Violation (9-30-10-16)		-	5	-	5
		Habitual Offender Controlled Substance (35-50-2-10)	-	1	-	1
	Pointing a Firearm (35-47-4-3)		-	2	-	2
	Poss Paraphernalia (35-48-4-8.3)		1	-	1	-
	Poss Precursors (35-48-4-14.5)		3	1	3	1
	Possession Sched IV Contrl'd Sub w/in 1,000 ft (35-48-4-7)		-	3	-	3
	Possession of Cocaine or Narcotic Drug (35-48-4-6)		4	11	4	11
	Possession of Meth(35-48-4-6.1)		18	40	18	40
	Possession of Syringes or Needles (16-42-19-18)		11	17	11	17
	Possession or Use of Legend Drug (16-42-19-13)		3	2	3	2
	Prostitution (35-45-4-2)		1	-	1	-
	Residential Entry (35-43-2-1.5)		1	5	1	5
	Resisting Law Enforc (35-44.1-3-1)		3	27	3	27
	Strangulation (35-42-2-9)		-	5	-	5
	Theft, Receiving Stolen Property (35-43-4-2)		10	47	10	47
Level 6 Felony Total			77	289	77	289

Felony Level	Primary Offense	Secondary Offense	Jan-19		This Calendar Year	
			SEX		SEX	
			F	M	F	M
Murder	Murder (35-42-1-1)		1	8	1	8
		Firearm Enhancement (35-50-2-11)	-	1	-	1
Murder Total			1	9	1	9

Felony Level	Primary Offense	Secondary Offense	Jan-19		This Calendar Year	
			SEX		SEX	
			F	M	F	M
Habitual Offender	Habitual Offender (35-50-2-8)		-	1	-	1
Habitual Offender Total			0	1	0	1

Grand Total	Jan-19		This Calendar Year	
	SEX		SEX	
	F	M	F	M
Grand Total	181	945	181	945

Note: Offense data may not be available for all offenders at the time this table was prepared.
Only new commitments and probation violations are reported on this table.
Parole and Community Transition Program violators are excluded on this table.
Source: SAS - all.citations_mso.pgm

Indiana Department of Correction
 Table 12
 Number of New Admissions by Most Serious Offense
 Committed to the Indiana Department of Correction

January 2019

Felony Level	Primary Offense	Secondary Offense	Jan-19		This Calendar Year	
			SEX		SEX	
			F	M	F	M
A Felony	Child Molesting (35-42-4-3)		-	1	-	1
	Dealing Cocaine or Narcotic Drug (35-48-4-1)		-	1	-	1
	Voluntary Manslaughter (35-42-1-3)		-	2	-	2
A Felony Total			0	4	0	4

Felony Level	Primary Offense	Secondary Offense	Jan-19		This Calendar Year	
			SEX		SEX	
			F	M	F	M
B Felony	Arson (35-43-1-1)		-	2	-	2
	Battery (35-42-2-1)		-	1	-	1
	Burglary (35-43-2-1)		-	7	-	7
	Child Molesting (35-42-4-3)		-	4	-	4
	Dealing Cocaine or Narcotic Drug (35-48-4-1)		1	5	1	5
	Dealing Methamphetamine (35-48-4-1.1)		2	5	2	5
	Dealing Sched I, II, or III Cntrl'd Sub (35-48-4-2)		-	1	-	1
	Felon in Possession of a Firearm (35-47-4-5)		1	2	1	2
	Operating Vehicle Intoxicated/Death (9-30-5-5)		-	1	-	1
	Possession Methamphetamine (35-48-4-6.1)		-	1	-	1
	Possession of Cocaine or Narcotic Drug (35-48-4-6)		1	-	1	-
	Robbery (35-42-5-1)		-	3	-	3
	Sexual Misconduct with a Minor (35-42-4-9)		-	2	-	2
B Felony Total			5	34	5	34

Felony Level	Primary Offense	Secondary Offense	Jan-19		This Calendar Year	
			SEX		SEX	
			F	M	F	M
C Felony	Battery (35-42-2-1)		-	1	-	1
	Burglary (35-43-2-1)		-	4	-	4
	Child Molesting (35-42-4-3)		-	2	-	2
	Dealing Marijuana, Hash Oil, or Hashish (35-48-4-10)		-	1	-	1
	Driving After Forfeiture (9-12-3-2)		-	1	-	1
	Failure to Register as a Sex Offender (11-8-8-17)		-	1	-	1
	Forgery (35-43-5-2)		-	1	-	1
	Non-Support of Dependent Child (35-46-1-5)		-	4	-	4
	Operating Vehicle w/Lifetime Suspension (9-30-10-17)		-	4	-	4
	Operating Vehicle-Habitual Violation (9-30-10-16)		-	1	-	1
	Possession of Cocaine or Narcotic Drug (35-48-4-6)		1	-	1	-
	Possession of Precursors (35-48-4-14.5)		-	1	-	1
	Robbery (35-42-5-1)		-	2	-	2
C Felony Total			1	23	1	23

Felony Level	Primary Offense	Secondary Offense	Jan-19		This Calendar Year	
			SEX		SEX	
			F	M	F	M
D Felony	Criminal Mischief (35-43-1-2)		1	-	1	-
	Driving While Suspended/Oper Veh HTV (9-30-10-16)		-	1	-	1
	Failure to Return to Lawful Detention (35-44-3-5)		-	1	-	1
	Neglect of a Dependent (35-46-1-4)		-	1	-	1
	Non-Support of a Child (35-46-1-5)		-	1	-	1
	Possession - Syringe/Needle (16-42-19-18)		1	-	1	-
	Possession of Controlled Substance (35-48-4-7)		-	2	-	2
	Possession of Meth(35-48-4-6.1)		1	-	1	-
	Theft, Receiving Stolen Property (35-43-4-2)		-	10	-	10
	Welfare Fraud (35-43-5-7)		-	1	-	1
D Felony Total			3	17	3	17

Felony Level	Primary Offense	Secondary Offense	Jan-19		This Calendar Year	
			SEX		SEX	
			F	M	F	M
Level 1 Felony	Child Molesting (35-42-4-3)		-	4	-	4
	Neglect of a Dependent/Death (35-46-1-4)		-	1	-	1
Level 1 Felony			0	5	0	5

Felony Level	Primary Offense	Secondary Offense	Jan-19		This Calendar Year	
			SEX		SEX	
			F	M	F	M
Level 2 Felony	Arson (35-43-1-1)		1	-	1	-
	Attempt to Commit a Felony (35-41-5-1)	Robbery (35-42-5-1)	-	2	-	2
		Voluntary Manslaughter (35-42-1-3)	-	1	-	1
	Burglary (35-43-2-1)		-	1	-	1
	Child Molesting (35-42-4-3)		-	1	-	1
	Conspiracy (35-41-5-2)	Burglary (35-43-2-1)	-	2	-	2
	Dealing Cocaine or Narcotic Drug (35-48-4-1)		-	7	-	7
	Dealing Methamphetamine (35-48-4-1.1)		2	12	2	12
	Robbery (35-42-5-1)		-	2	-	2
Level 2 Felony Total			3	28	3	28

Felony Level	Primary Offense	Secondary Offense	Jan-19		This Calendar Year	
			SEX		SEX	
			F	M	F	M
Level 3 Felony	Aggravated Battery (35-42-2-1.5)		-	4	-	4
	Aiding, Inducing or Causing an Offense (35-41-2-4)	Dealing Methamphetamine (35-48-4-1.1)	1	-	1	-
		Robbery (35-42-5-1)	-	2	-	2
	Attempt to Commit a Felony (35-41-5-1)	Robbery (35-42-5-1)	1	2	1	2
	Battery (35-42-2-1)		-	1	-	1
	Burglary (35-43-2-1)		-	2	-	2
	Child Molesting (35-42-4-3)		-	1	-	1
	Criminal Confinement (35-42-3-3)		-	1	-	1
	Dealing Cocaine or Narcotic Drug (35-48-4-1)		1	1	1	1
	Dealing Methamphetamine (35-48-4-1.1)		6	14	6	14
	Dealing Sched I, II, or III Cntrld Sub (35-48-4-2)		-	2	-	2
	Kidnapping (35-42-3-2)		-	1	-	1
	Manufacturing Meth (35-48-4-1.2)		-	1	-	1
	Neglect of a Dependent/Death (35-46-1-4)		3	1	3	1
	Possession of Cocaine or Narcotic Drug (35-48-4-6)		-	1	-	1
	Possession of Meth (35-48-4-6.1)		-	3	-	3
	Rape (35-42-4-1)		-	2	-	2
	Robbery (35-42-5-1)		2	17	2	17
Level 3 Felony Total			14	56	14	56

Felony Level	Primary Offense	Secondary Offense	Jan-19		This Calendar Year	
			SEX		SEX	
			F	M	F	M
Level 4 Felony	Aiding, Inducing or Causing an Offense (35-41-2-4)	Possession of Meth (35-48-4-6.1)	1	-	1	-
	Arson (35-43-1-1)		-	1	-	1
	Burglary (35-43-2-1)		6	35	6	35
	Child Molesting (35-42-4-3)		-	9	-	9
	Conspiracy (35-41-5-2)	Burglary (35-43-2-1)	-	1	-	1
		Conspiracy (35-41-5-2)	-	1	-	1
		Dealing Methamphetamine (35-48-4-1.1)	-	1	-	1
	Dealing Cocaine or Narcotic Drug (35-48-4-1)		1	4	1	4
	Dealing Methamphetamine (35-48-4-1.1)		5	22	5	22
	Dealing Sched I, II, or III Cntrld Sub (35-48-4-2)		-	1	-	1
	Felon in Possession of a Firearm (35-47-4-5)		2	17	2	17
	Manufacturing Meth (35-48-4-1.2)		-	1	-	1
	Operating Vehicle Intoxicated/Death (9-30-5-5)		2	-	2	-
	Possession of Meth (35-48-4-6.1)		2	4	2	4
	Sexual Misconduct with a Minor (35-42-4-9)		-	3	-	3
Level 4 Felony Total			19	100	19	100

Felony Level	Primary Offense	Secondary Offense	Jan-19		This Calendar Year		
			SEX		SEX		
			F	M	F	M	
Level 5 Felony	Aiding, Inducing or Causing an Offense (35-41-2-4)	Burglary (35-43-2-1)	-	2	-	2	
		Dealing in Methamphetamine (35-48-4-1.1)	-	1	-	1	
		Escape (35-44.1-3-4)	1	-	1	-	
		Assisting a Criminal (35-44.1-2-5)	-	2	-	2	
	Attempt to Commit a Felony (35-41-5-1)	Battery (35-42-2-1)	-	1	-	1	
		Fraud on Financial Institution (35-43-5-8)	1	1	1	1	
	Auto Theft, Receiving Stolen Parts (35-43-4-2.5)	Robbery (35-42-5-1)	-	2	-	2	
		Battery (35-42-2-1)	-	1	-	1	
		Burglary (35-43-2-1)	5	35	5	35	
		Child Exploitation (35-42-4-4)	4	22	4	22	
		Child Pornography (35-42-4-4(C))	-	2	-	2	
		Child Possession of a Firearm (35-47-10-5)	-	1	-	1	
		Child Solicitation (35-42-4-6)	-	1	-	1	
		Conspiracy (35-41-5-2)	-	1	-	1	
		Corrupt Business Influence (35-45-6-2)	Dealing Cocaine or Narcotic Drug (35-48-4-1)	-	1	-	1
			Trafficking with an Inmate (35-44.1-3-5)	1	2	1	2
		Criminal Confinement (35-42-3-3)	-	4	-	4	
		Criminal Recklessness (35-42-2-2)	-	4	-	4	
		Dealing Cocaine or Narcotic Drug (35-48-4-1)	1	14	1	14	
	Dealing Methamphetamine (35-48-4-1.1)	8	13	8	13		
	Dealing in Methamphetamine (35-48-4-1.1)	5	18	5	18		
	Domestic Battery (35-42-2-1.3)	1	15	1	15		
	Escape (35-44.1-3-4)	4	5	4	5		
	Fail to Stop Acc Death (9-26-1-1.1)	-	2	-	2		
	Failure to Register as a Sex Offender (11-8-8-17)	-	10	-	10		
	Firearm w/in One Mile of School (35-47-2-1)	2	16	2	16		
	Fraud on Financial Institution (35-43-5-8)	-	3	-	3		
	Intimidation (35-45-2-1)	-	6	-	6		
	Kidnapping (35-42-3-2)	-	1	-	1		
	Neglect of a Dependent/Death (35-46-1-4)	-	1	-	1		
	Obstruction of Justice (35-44.1-2-2)	-	1	-	1		
	Oper Veh Aft Life Susp (9-30-10-17)	1	18	1	18		
	Possession of Cocaine or Narcotic Drug 35-48-4-6	4	7	4	7		
	Possession of Syringes or Needles (16-42-19-18)	1	2	1	2		
	Robbery (35-42-5-1)	2	8	2	8		
	Sexual Misconduct with a Minor (35-42-4-9)	-	3	-	3		
	Stalking (35-45-10-5)	-	1	-	1		
	Theft, Receiving Stolen Property (35-43-4-2)	-	1	-	1		
	Trafficking with an Inmate (35-44.1-3-5)	1	1	1	1		
	Level 5 Felony Total			42	230	42	230

Felony Level	Primary Offense	Secondary Offense	Jan-19		This Calendar Year		
			SEX		SEX		
			F	M	F	M	
Level 6 Felony	Auto Theft, Receiving Stolen Parts (35-43-4-2.5)		1	4	1	4	
	Battery 35-42-2-1		1	1	1	1	
	Criminal Confinement (35-42-3-3)		-	1	-	1	
	Criminal Confinement (35-42-3-3)		-	3	-	3	
	Criminal Recklessness (35-42-2-2)		-	1	-	1	
	Dealing/Poss. Look-Alike Subs (35-48-4-10.5)		-	1	-	1	
	Dealing/Poss. Look-Alike Subs (35-48-4-11.5)		-	1	-	1	
	Dissemination of Matter Harmful to Minor (35-49-3-3)		-	1	-	1	
	Escape 35-44.1-3-4		1	8	1	8	
	Forgery, Counterfeiting, Application Fraud (35-43-5-2)		1	4	1	4	
	Insurance Fraud (35-43-5-4.5)		-	2	-	2	
	Intimidation (35-45-2-1)		-	2	-	2	
	Invasion of Privacy (35-46-1-15.1)		-	2	-	2	
	Non-Support of Dependent Child (35-46-1-5)		-	1	-	1	
	Obstruction of Justice (35-44.1-2-2)		-	2	-	2	
	Oper Vehicle-Intox-Prev Conv (9-30-5-3)		-	2	-	2	
	Operating Vehicle Intoxicated-Contrlld Sub (9-30-5-1)	Habitual Offender Controlled Substance (35-50-2-10)		-	1	-	1
		Habitual Offender Controlled Substance (35-50-2-10)		-	1	-	1
	Operating Vehicle Intoxicated-Endanger (9-30-5-2)		-	3	-	3	
	Operating Vehicle Intoxicated/Injury (9-30-5-4)	Habitual Offender Controlled Substance (35-50-2-10)		-	2	-	2
		Habitual Offender Controlled Substance (35-50-2-10)		-	1	-	1
	Operating Vehicle-Habitual Violation (9-30-10-16)		-	1	-	1	
	Possession of Cocaine or Narcotic Drug (35-48-4-6)		1	4	1	4	
	Possession of Meth(35-48-4-6.1)		8	17	8	17	
	Possession of Syringes or Needles (16-42-19-18)		5	2	5	2	
	Possession or Use of Legend Drug (16-42-19-13)		-	2	-	2	
	Residential Entry (35-43-2-1.5)		1	1	1	1	
	Resisting Law Enforc (35-44.1-3-1)		-	3	-	3	
	Strangulation (35-42-2-9)		-	1	-	1	
	Theft, Receiving Stolen Property (35-43-4-2)		6	12	6	12	
	Level 6 Felony Total			25	87	25	87

Felony Level	Primary Offense	Secondary Offense	Jan-19		This Calendar Year	
			SEX		SEX	
			F	M	F	M
Murder	Murder (35-42-1-1)		1	6	1	6
		Firearm Enhancement (35-50-2-11)	-	1	-	1
Murder Total			1	7	1	7

Grand Total	Jan-19		This Calendar Year	
	SEX		SEX	
	F	M	F	M
	113	590	113	590

Note: Offense data may not be available for all offenders at the time this table was prepared.
Only new commitments and probation violations are reported on this table.
Parole and Community Transition Program violators are excluded on this table.
Source: SAS - all.citations_mso.pgm

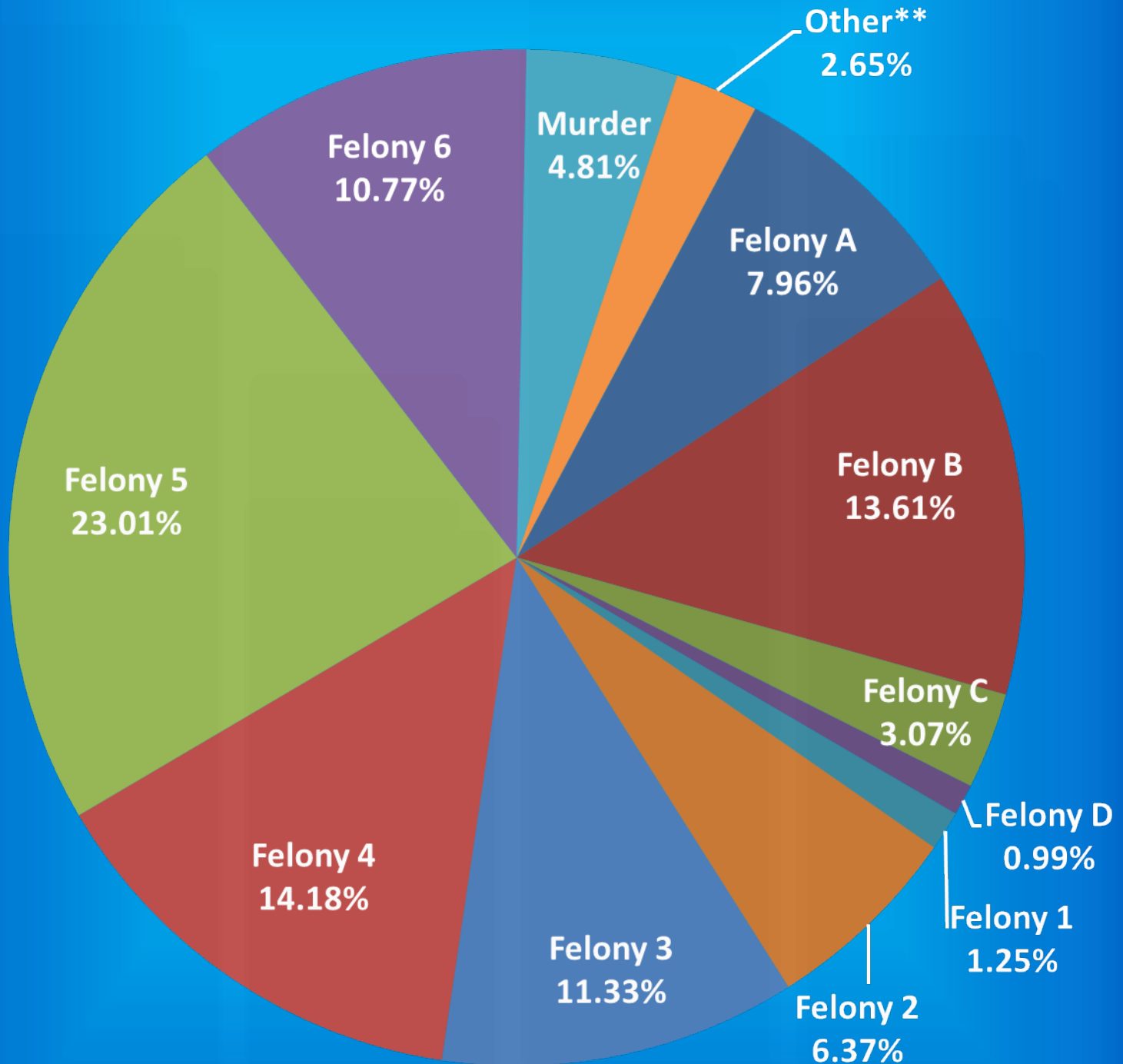
Indiana Department of Correction

Graph A

Female Population by Most Serious Offense Felony Level*

February 01, 2019

N = 2,553



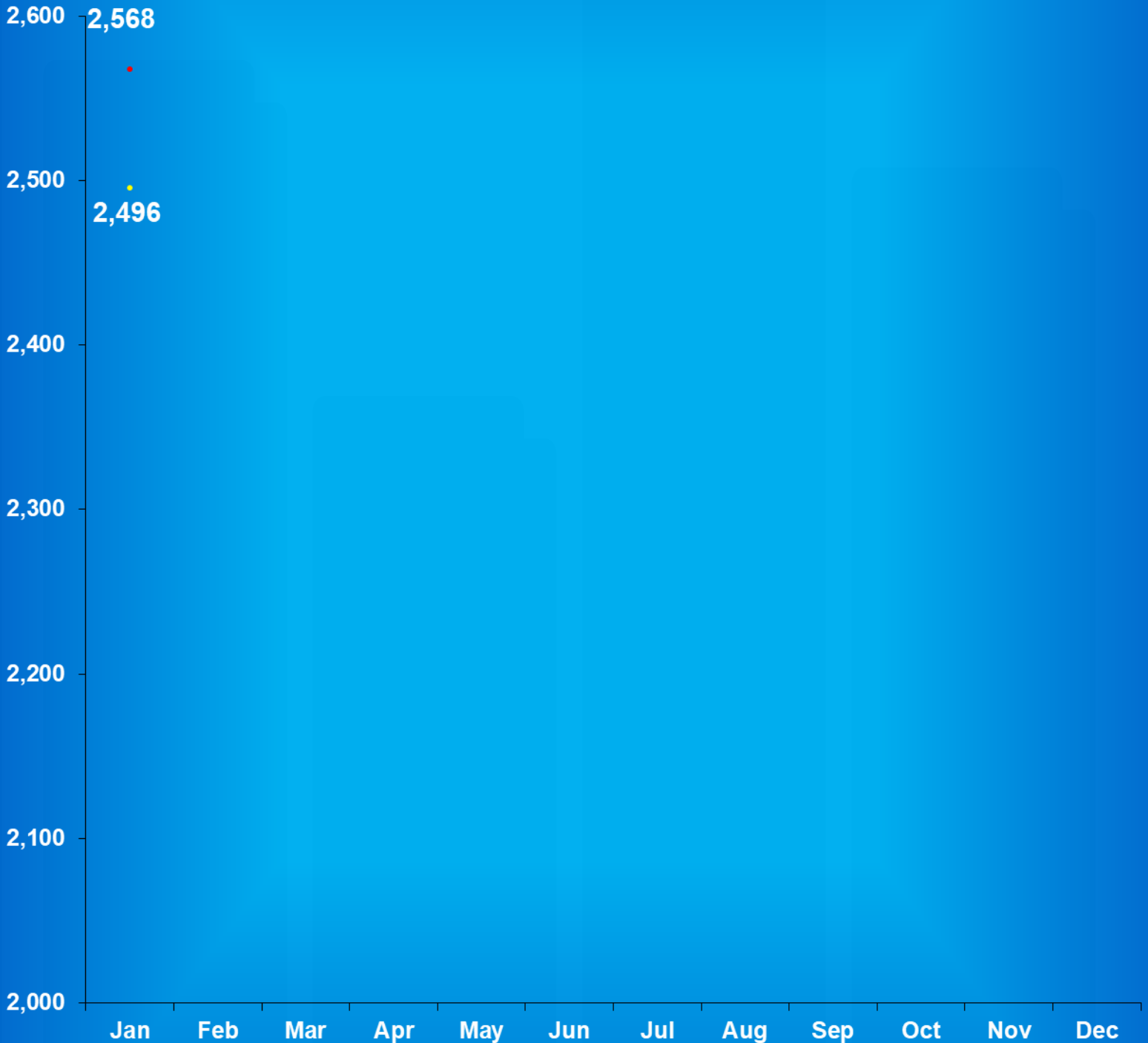
• Includes Offenders Held in County Jails and Contracted Beds

** Other includes Safekeepers, Predispositions, Habitual Offenders, Misdemeanants, and Unknowns

Indiana Department of Correction

Graph B

Average Daily Adult Female Offender Populations
Calendar Year 2019



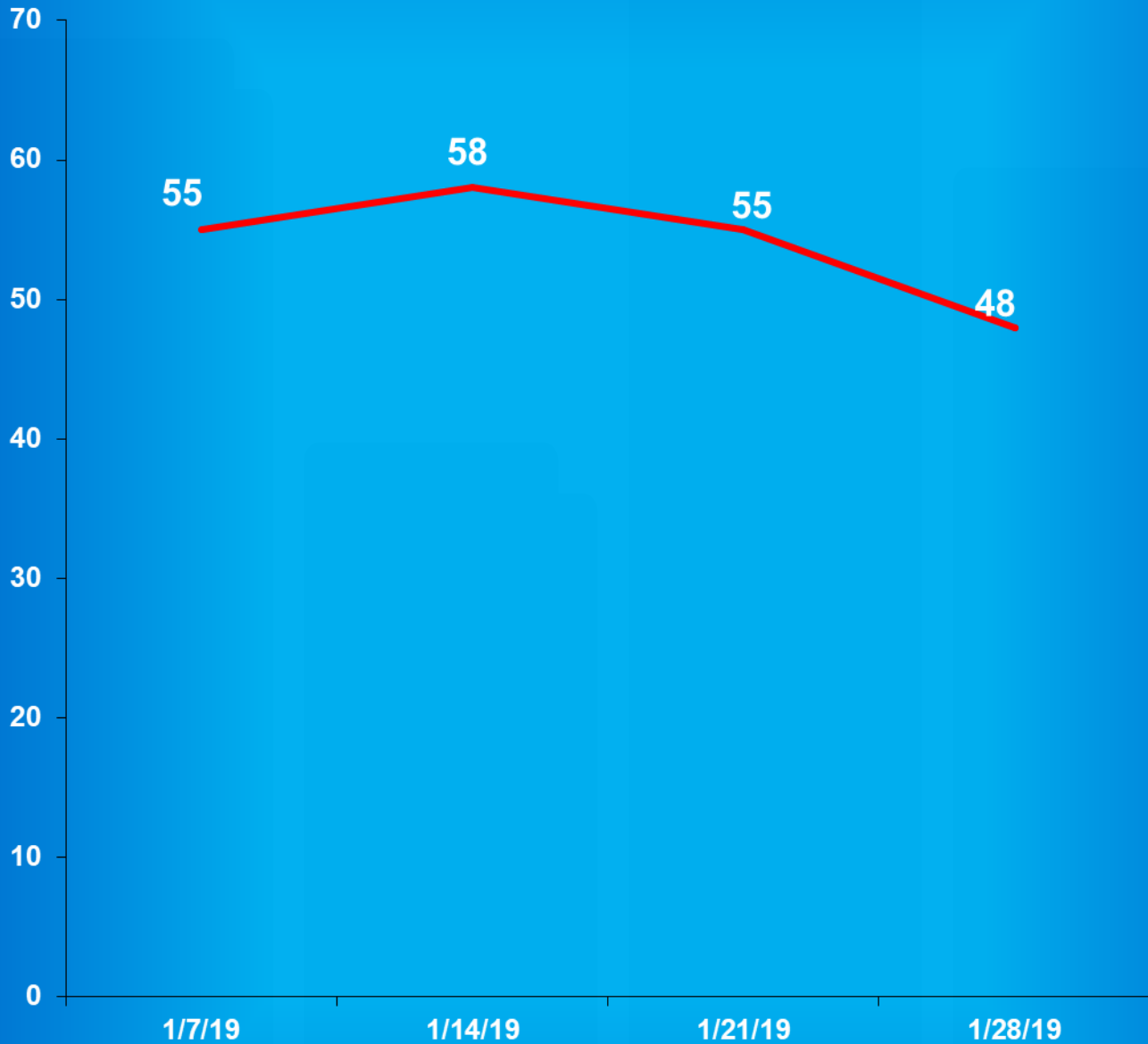
Includes County Jail/Contract Beds Excludes County Jail/Contract Beds

Indiana Department of Correction

Graph C

Adult Females Held in County Jails

January 2019



- Offenders held in county jails are newly sentenced offenders with completed court documents who are awaiting transfer to a DOC facility.

- Jail counts are a dynamic number that are affected by a variety of factors, including; sentencing trends, available DOC beds, and intake process completion.

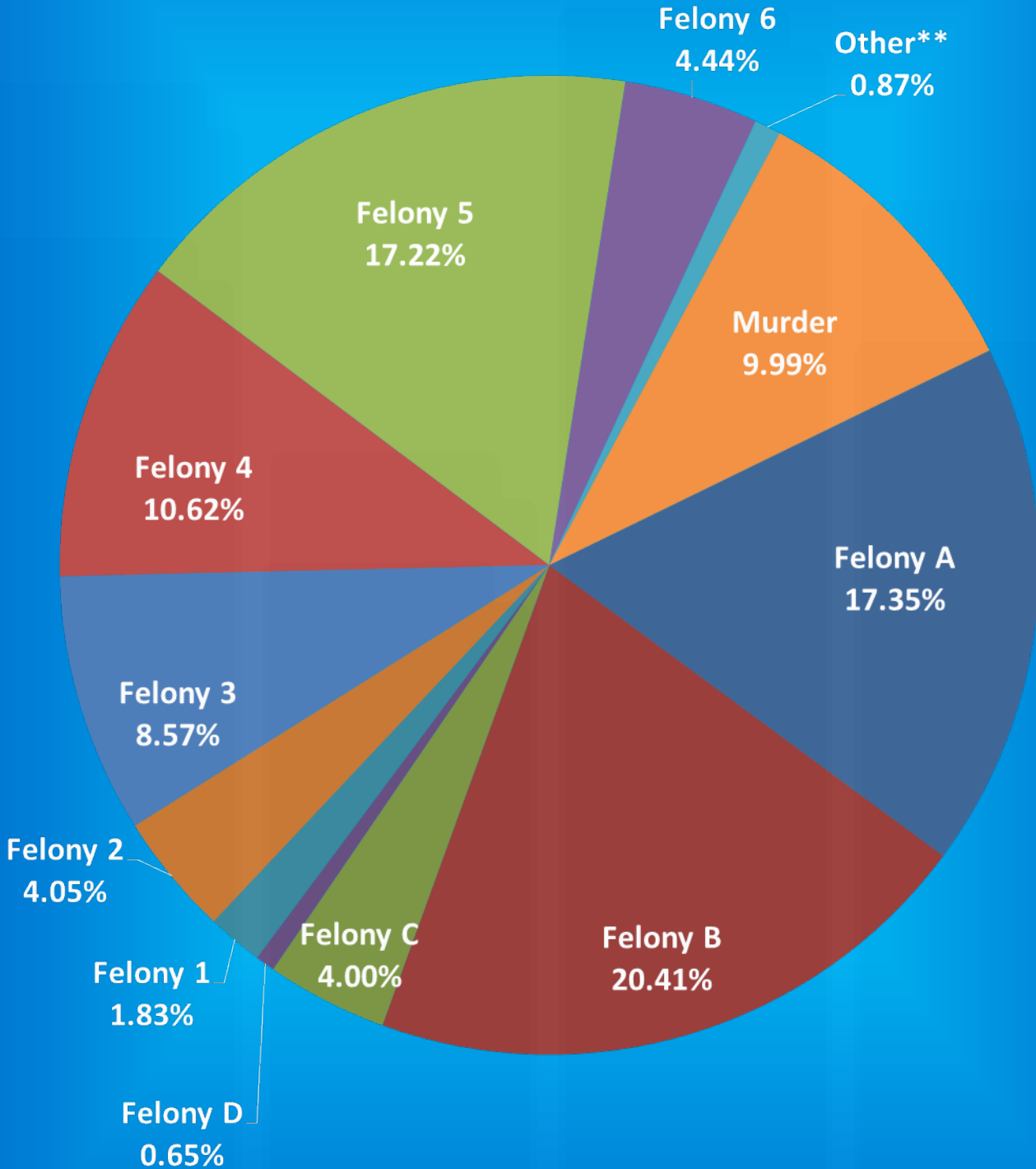
Indiana Department of Correction

Graph D

Male Population by Most Serious Offense Felony Level*

February 01, 2019

N = 24,213



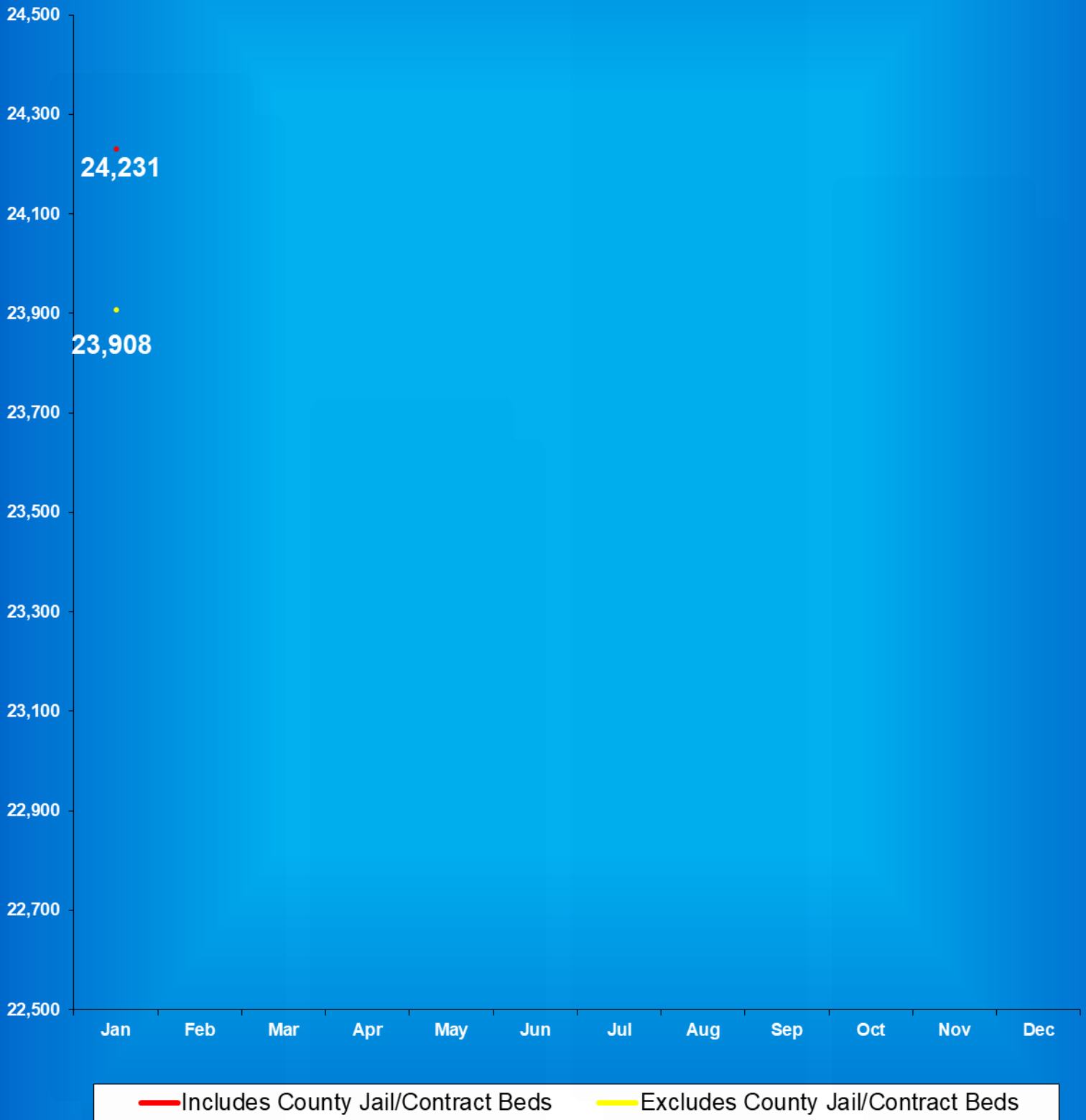
• Includes Offenders Held in County Jails and Contracted Beds

** Other includes Safekeepers, Predispositions, Habitual Offenders, Misdemeanants, and Unknowns

Indiana Department of Correction

Graph E

Average Daily Adult Male Offender Populations Calendar Year 2019

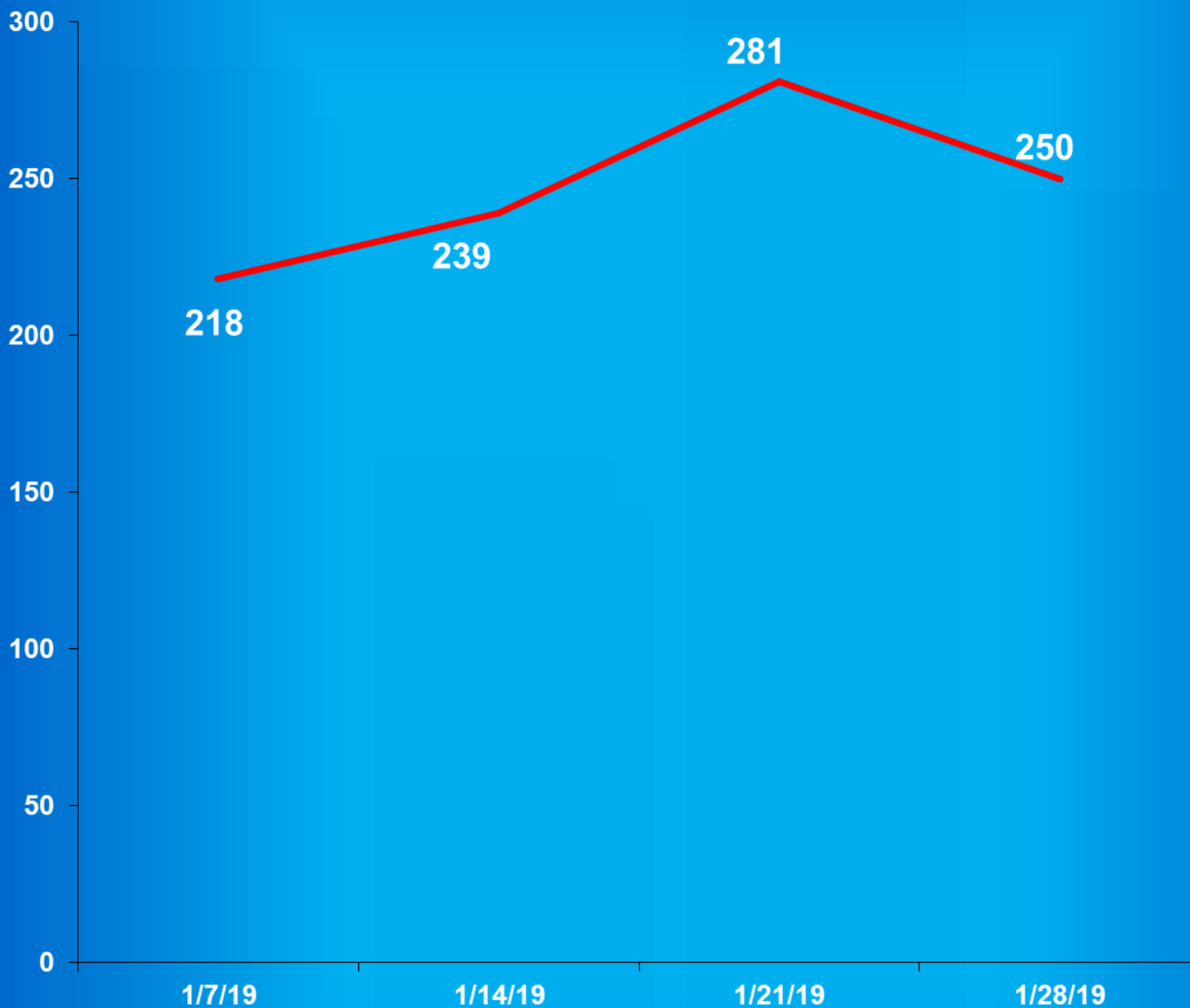


Indiana Department of Correction

Graph F

Adult Males Held in County Jails

January 2019



- Offenders held in county jails are newly sentenced offenders with completed court documents who are awaiting transfer to a DOC facility.

- Jail counts are a dynamic number that are affected by a variety of factors, including; sentencing trends, available DOC beds, and intake process completion.



Juvenile Offender Statistics



Indiana Department Of Correction
Table 13
Monthly Facility Admissions and Releases

Juvenile Offenders
January 2019

Admissions of All Juvenile Males

New Commitment	Re-Commitment	Parolee Return	Return From Escape	Diagnostics/Walk-Thrus
29	7	1	0	5

Releases of All Juvenile Males

Discharge	Parole	Escape	Diagnostics/Walk-Thrus
16	5	0	5

Admissions of All Juvenile Females

New Commitment	Re-Commitment	Parolee Return	Return From Escape	Diagnostics/Walk-Thrus
8	2	0	0	2

Releases of All Juvenile Females

Discharge	Parole	Escape	Diagnostics/Walk-Thrus
5	2	0	2

Sources:

SAS - mnthadm4_pgm_tbl13.pgm

SAS - mnthext4_pgm_tbl13.pgm

Indiana Department of Correction

Table 14

New Admissions by County of Commitment - Juveniles

January 2019

County	Admission Type			County	Admission Type		
	New Commits	Re Commits	Total		New Commits	Re Commits	Total
Adams	0	0	0	Madison	0	0	0
Allen	2	1	3	Marion	11	2	13
Bartholomew	0	0	0	Marshall	0	0	0
Benton	0	0	0	Martin	0	0	0
Blackford	0	0	0	Miami	0	0	0
Boone	0	0	0	Monroe	0	0	0
Brown	0	0	0	Montgomery	1	0	1
Carroll	0	0	0	Morgan	0	0	0
Cass	0	0	0	Newton	0	0	0
Clark	0	0	0	Noble	1	0	1
Clay	0	0	0	Ohio	0	0	0
Clinton	1	0	1	Orange	0	0	0
Crawford	0	0	0	Owen	0	0	0
Daviess	0	0	0	Parke	0	0	0
Dearborn	0	0	0	Perry	0	0	0
Decatur	0	0	0	Pike	0	0	0
DeKalb	0	0	0	Porter	0	1	1
Delaware	2	1	3	Posey	0	0	0
Dubois	0	0	0	Pulaski	0	0	0
Elkhart	1	0	1	Putnam	0	0	0
Fayette	0	0	0	Randolph	0	0	0
Floyd	0	0	0	Ripley	0	0	0
Fountain	0	0	0	Rush	0	0	0
Franklin	0	0	0	St. Joseph	8	1	9
Fulton	0	0	0	Scott	0	0	0
Gibson	0	0	0	Shelby	1	1	2
Grant	3	0	3	Spencer	0	0	0
Greene	0	0	0	Starke	0	0	0
Hamilton	1	0	1	Steuben	0	0	0
Hancock	0	0	0	Sullivan	0	0	0
Harrison	0	0	0	Switzerland	0	0	0
Hendricks	0	0	0	Tippecanoe	1	0	1
Henry	0	0	0	Tipton	0	0	0
Howard	0	0	0	Union	0	0	0
Huntington	0	0	0	Vanderburgh	1	1	2
Jackson	0	0	0	Vermillion	0	0	0
Jasper	0	0	0	Vigo	0	0	0
Jay	0	0	0	Wabash	0	0	0
Jefferson	0	0	0	Warren	0	0	0
Jennings	0	0	0	Warrick	1	0	1
Johnson	1	0	1	Washington	0	0	0
Knox	1	0	1	Wayne	0	0	0
Kosciusko	0	0	0	Wells	0	0	0
LaGrange	0	0	0	White	0	0	0
Lake	0	0	0	Whitley	0	0	0
LaPorte	0	0	0	Unknown	0	1	1
Lawrence	0	0	0	Totals	37	9	46

This data is based on most serious offense and excludes parole violations.

Source: Mnthadm4_pgm_tbl14.pgm

Indiana Department of Correction
Table 15
Monthly Releases by County of Commitment - Juveniles

January 2019							
County	Release Type			County	Release Type		
	Discharge	Parole	Total		Discharge	Parole	Total
Adams	0	0	0	Madison	0	0	0
Allen	1	2	3	Marion	4	1	5
Bartholomew	0	0	0	Marshall	0	1	1
Benton	0	0	0	Martin	0	0	0
Blackford	0	0	0	Miami	0	0	0
Boone	1	0	1	Monroe	0	0	0
Brown	0	0	0	Montgomery	0	0	0
Carroll	0	0	0	Morgan	0	0	0
Cass	0	0	0	Newton	0	0	0
Clark	2	0	2	Noble	0	1	1
Clay	0	0	0	Ohio	0	0	0
Clinton	1	0	1	Orange	0	0	0
Crawford	0	0	0	Owen	0	0	0
Daviess	0	0	0	Parke	0	0	0
Dearborn	0	0	0	Perry	0	0	0
Decatur	0	0	0	Pike	0	0	0
DeKalb	0	0	0	Porter	1	0	1
Delaware	0	0	0	Posey	0	0	0
Dubois	0	0	0	Pulaski	0	0	0
Elkhart	1	0	1	Putnam	0	0	0
Fayette	1	0	1	Randolph	0	0	0
Floyd	0	0	0	Ripley	0	0	0
Fountain	0	0	0	Rush	0	0	0
Franklin	0	0	0	St. Joseph	1	0	1
Fulton	0	0	0	Scott	1	0	1
Gibson	0	0	0	Shelby	0	0	0
Grant	0	0	0	Spencer	0	0	0
Greene	0	0	0	Starke	0	0	0
Hamilton	1	0	1	Steuben	0	0	0
Hancock	1	0	1	Sullivan	0	0	0
Harrison	0	0	0	Switzerland	0	0	0
Hendricks	0	0	0	Tippecanoe	0	0	0
Henry	0	1	1	Tipton	0	0	0
Howard	1	0	1	Union	0	0	0
Huntington	0	0	0	Vanderburgh	0	0	0
Jackson	0	0	0	Vermillion	0	0	0
Jasper	1	0	1	Vigo	0	0	0
Jay	0	0	0	Wabash	1	1	2
Jefferson	0	0	0	Warren	0	0	0
Jennings	0	0	0	Warrick	0	0	0
Johnson	1	0	1	Washington	0	0	0
Knox	1	0	1	Wayne	0	0	0
Kosciusko	0	0	0	Wells	0	0	0
LaGrange	0	0	0	White	0	0	0
Lake	0	0	0	Whitley	0	0	0
LaPorte	0	0	0	Unknown	0	0	0
Lawrence	0	0	0	Totals	21	7	28

Some discharges may be releases to County Probation - data is unable to be separated.

Diagnostics and Escapes are excluded.

Source: Mnthext4_pgm_tbl15.pgm

Indiana Department of Correction
Table 16
Total Number of Committing Offenses for Juveniles
Committed to the Indiana Department of Correction

January 2019

OFFENSE (Citation Code)	NUMBER OF OFFENSES			
	This Month		This Calendar Year	
LEVEL I	Female	Male	Female	Male
Aggravated Battery (35-42-2-1.5)	0	0	0	0
Arson (35-43-1-1)	0	0	0	0
Battery (35-42-2-1)	2	2	2	2
Battery by Bodily Waste (35-42-2-6)	0	1	0	1
Burglary (35-43-2-1)	0	6	0	6
Carjacking (35-42-5-2)	0	0	0	0
Carrying Handgun w/o License (35-47-2-1)	0	0	0	0
Changing, Altering, Removing, Obliterating ID of Handgun (35-47-2-18)	0	0	0	0
Child Exploitation (35-42-4-4)	0	0	0	0
Child Molesting (35-42-4-3)	1	1	1	1
Child Seduction (35-42-4-7)	0	0	0	0
Child Selling (35-46-1-4)	0	0	0	0
Child Solicitation (35-42-4-6)	0	0	0	0
Child in Possession of Handgun (35-47-10-5)	0	2	0	2
Consumer Product Tampering (35-45-8-3)	0	0	0	0
Criminal Confinement (35-42-3-3)	0	0	0	0
Criminal Deviate Conduct (35-42-4-2)	0	0	0	0
Criminal Gang Intimidation (35-45-9-4)	0	0	0	0
Criminal Gang Recruitment	0	0	0	0
Criminal Recklessness (35-42-2-2)	0	1	0	1
Dangerous Possession of a Firearm (35-47-10-5)	0	3	0	3
Dealing in a Sawed-Off Shotgun (35-47-5-4.1)	0	0	0	0
Distribution of a Destructive Device (IC 35-47.5-5-5)	0	0	0	0
Domestic Battery (35-42-2-1.3)	0	0	0	0
Driving While Intoxicated Resulting in Death (9-30-5-5)	0	0	0	0
False Application for Handgun (35-47-2-8)	0	0	0	0
False, Altering Handgun License (35-47-2-22)	0	0	0	0
Feticide (35-42-1-6)	0	0	0	0
Handgun, False ID (35-47-2-17)	0	0	0	0
Incest (35-46-1-3)	0	0	0	0
Interference with Custody (35-42-3-4)	0	0	0	0
Intimidation (35-45-2-1)	0	0	0	0
Involuntary Manslaughter (35-42-1-4)	0	0	0	0
Kidnapping (35-42-3-2)	0	0	0	0
Murder (35-42-1-1)	0	0	0	0
Neglect of a Dependent (35-46-1-4)	0	0	0	0
Operation of a Machine Gun/Hurling a Bomb (35-47-5-9)	0	0	0	0
Overpass Mischief (35-42-2-5)	0	0	0	0
Pointing a Firearm (35-47-4-3)	0	1	0	1
Possession of Firearm on School Property (35-47-9-2)	0	0	0	0
Possession of a Machine Gun or Bomb (35-47-5-9)	0	0	0	0
Rape (35-42-4-1)	0	1	0	1
Reckless Homicide (35-42-1-5)	0	1	0	1
Resisting Law Enforcement (35-44-3-3)	0	0	0	0
Robbery (35-42-5-1)	3	7	3	7
Sell, Manufacture, Possess, Purchase Explosive (35-47-5-1)	0	0	0	0
Sell, Transfer, HIV Blood (35-42-1-7)	0	0	0	0
Selling, Transferring, Giving Handgun to Under 18 (35-47-2-7)	0	0	0	0
Sexual Battery (35-42-4-8)	0	1	0	1
Sexual Misconduct (35-44-1-5)	0	0	0	0
Sexual Misconduct with a Minor (35-42-4-9)	0	0	0	0

LEVEL I (cont'd)**NUMBER OF OFFENSES**

	This Month		This Calendar Year	
	Female	Male	Female	Male
Stalking (35-45-10-5)	0	0	0	0
Strangulation (35-42-2-9)	0	0	0	0
Unlawful Delivery of Confiscated Firearm (35-47-3-4)	0	0	0	0
Unlawful Use of Body Armor (35-47-5-13)	0	0	0	0
Unlawful Use of Stun Gun (35-47-8-5)	0	0	0	0
Vicarious Sexual Gratification (35-42-4-5)	0	0	0	0
Voluntary Manslaughter (35-42-1-3)	0	0	0	0
Sub-Total	6	27	6	27

LEVEL II

Assisting a Criminal (35-44-3-2)	0	0	0	0
Chinese Throwing Star (35-47-5-12)	0	0	0	0
Criminal Gang Activity (35-45-9-3)	0	0	0	0
Criminal Recklessness (35-42-2-2)	0	0	0	0
Dealing Anabolic Steroid (16-42-19-27)	0	0	0	0
Dealing Methamphetamine (35-48-4-1.1)	0	0	0	0
Dealing in Cocaine or Narcotic Drug (35-48-4-1)	0	0	0	0
Dealing in Marijuana, Hash Oil, or Hashish (35-48-4-10)	0	0	0	0
Dealing in a Schedule I, II, or III Controlled Substance (35-48-4-2)	0	0	0	0
Dealing in a Schedule IV Controlled Substance (35-48-4-3)	0	0	0	0
Dealing in a Schedule V Controlled Substance (35-48-4-4)	0	0	0	0
Dealing in a Substance Represented to be a Controlled Substance (35-48-4-4.5)	0	0	0	0
Delivery of Weapon to Intoxicated Person (35-47-4-1)	0	0	0	0
Disarming Law Enforcement Officer (35-44.1-3-2)	0	0	0	0
Escape/Failure to Return to Lawful Detention (35-44-3-5)	0	0	0	0
Inmate w/ Deadly Weapon (35-44.1-3-7)	0	0	0	0
Interference with Custody (35-42-3-4)	0	0	0	0
Intimidation (35-45-2-1)	0	0	0	0
Knife with Automatic Blade (35-47-5-2)	0	0	0	0
Loan Sharking (35-45-7-2)	0	0	0	0
Maintaining a Common Nuisance (35-48-4-13)	0	0	0	0
Making loan secured by mortgage, deposit or pledge of handgun (35-47-4-2)	0	0	0	0
Manufacture, Distribution, Possession of a Substance Represented to be a Controlled Substance (35-48-4-4.6)	0	0	0	0
Neglect of a Dependent (35-46-1-4)	0	0	0	0
Poss Precursors w/ Intent to Manufacture Etc. (35-48-4-14.5)	0	0	0	0
Possession of a Controlled Substance (35-48-4-7)	0	0	0	0
Possession of a Knife on School Property (35-47-5-2.5)	0	0	0	0
Promoting Prostitution (35-45-4-4)	0	0	0	0
Purchase, Possession or Sale of Stun Gun (35-47-8-5)	0	0	0	0
Resisting Law Enforcement (35-44-3-3)	0	2	0	2
Rioting with a Deadly Weapon (35-45-1-2)	0	0	0	0
Sale, Possession, Use of Legend Drug (16-42-19-27)	0	0	0	0
Sexual Misconduct with a Minor (35-42-4-9)	0	0	0	0
Stalking (35-45-10-5)	0	0	0	0
Trafficking with an Inmate (35-44-3-9)	0	0	0	0
Use of Stun Gun in Commission of a Crime (35-47-8-5)	0	0	0	0
Sub-Total	0	2	0	2

LEVEL III

Accident /Failure to Stop (9-26-1-8)	0	0	0	0
Accident, Property Damage with Injury (9-26-1-8)	0	0	0	0
Altering or Damaging Computer (35-43-1-4)	0	0	0	0
Auto Theft, Receiving Stolen Parts (35-43-4-2.5)	0	3	0	3
Battery (35-42-2-1)	5	7	5	7
Battery by Bodily Waste (35-42-2-6)	0	0	0	0
Bestiality	0	0	0	0
Bribery (35-44-1-1)	0	0	0	0

NUMBER OF OFFENSES

LEVEL III (cont'd)	This Month		This Calendar Year	
	Female	Male	Female	Male
Burglary (35-43-2-1)	0	0	0	0
Check Deception (35-43-5-5)	0	0	0	0
Check Fraud (35-43-5-12)	0	0	0	0
Child Exploitation (35-42-4-4)	0	0	0	0
Controlled Substance Registration (35-48-4-14)	0	0	0	0
Conversion (35-43-4-3)	0	0	0	0
Criminal Mischief (35-43-1-2)	3	2	3	2
Criminal Recklessness (35-42-2-2)	0	0	0	0
Criminal Trespass (35-43-2-2)	0	1	0	1
Dealing in Altered Property (35-43-4-2.3)	0	0	0	0
Dealing in Marijuana, Hash Oil, or Hashish (35-48-4-10)	0	0	0	0
Dealing in Paraphernalia (35-48-4-8.5)	0	0	0	0
Dealing in a Schedule IV Controlled Substance (35-48-4-3)	0	0	0	0
Distribution of Material Harmful to Minor (35-49-3-3)	0	0	0	0
Escape/Failure to Return to Lawful Detention (35-44-3-5)	1	3	1	3
Failure to Appear (35-44-3-6)	0	0	0	0
False Reporting (35-44-2-2)	0	0	0	0
Forgery (35-43-5-2)	0	0	0	0
Fraud (35-43-5-4)	0	0	0	0
Fraud on Financial Institution (35-45-5-8)	0	0	0	0
Home Improvement Fraud (35-43-6-13)	0	0	0	0
Identity Deception (35-43-5-3.5)	0	0	0	0
Interference with Custody (35-42-3-4)	0	0	0	0
Interference with Reporting Crime (35-42-2-5)	0	0	0	0
Invasion of Privacy (35-46-1-15.1)	0	0	0	0
Kill Domestic Animal	0	0	0	0
Manufacture of Paraphernalia (35-48-4-8.1)	0	0	0	0
Nonsupport of Child (35-46-1-5)	0	0	0	0
Nonsupport of Spouse (35-46-1-6)	0	0	0	0
Obscene Performance (35-49-3-1)	0	0	0	0
Obstructing Fireman (35-44-3-8)	0	0	0	0
Obstructing Traffic (35-42-2-4)	0	0	0	0
Obstruction of Justice (35-44-3-4)	0	0	0	0
Operating Vehicle After Lifetime Forfeiture (9-30-10-17)	0	0	0	0
Operating Vehicle While Intoxicated (9-30-5-4)	0	0	0	0
Operating Vehicle While Intoxicated with Prior (9-30-5-3)	0	0	0	0
Patronizing a Prostitute (35-45-4-3)	0	0	0	0
Perjury (35-44-2-1)	0	0	0	0
Possession of Cocaine or Narcotic Drug (35-48-4-6)	0	0	0	0
Possession of Marijuana, Hash Oil, or Hashish (35-48-4-11)	0	1	0	1
Possession of Methamphetamines (35-48-4-6.1)	0	1	0	1
Possession of Paraphernalia (35-48-4-8.3)	0	0	0	0
Possession of a Controlled Substance (35-48-4-7)	0	0	0	0
Possession of a Syringe (16-42-19-18)	0	0	0	0
Possession/Use of Legend Drug (16-42-19-13)	0	0	0	0
Professional Gambling (35-45-5-3)	0	0	0	0
Profiting from Adoption (35-46-1-9)	0	0	0	0
Promoting Professional Gambling (35-45-5-4)	0	0	0	0
Promoting Prostitution (35-45-4-4)	0	0	0	0
Prostitution (35-45-4-2)	0	0	0	0
Public Indecency (35-45-4-1)	0	0	0	0
Public Nudity (35-45-4-1.5)	0	0	0	0
Railroad Mischief (35-42-2-5.5)	0	0	0	0
Receiving Stolen Auto Parts (35-43-4-2.5)	0	0	0	0
Receiving Stolen Property (35-43-4-2)	0	0	0	0
Residential Entry (35-43-2-1.5)	0	0	0	0
Resisting Law Enforcement (35-44-3-3)	2	3	2	3
Rioting (35-45-1-2)	0	0	0	0
Sale, Possession, Use of Legend Drug (16-42-19-27)	0	0	0	0

NUMBER OF OFFENSES

LEVEL III (cont'd)	This Month		This Calendar Year	
	Female	Male	Female	Male
Selling, Distributing, Exhibiting Obscene Material (35-49-3-1)	0	0	0	0
Stalking (35-45-10-5)	0	0	0	0
Synthetic Drug (35-48-4-11.5)	0	0	0	0
Theft (35-43-4-2)	0	5	0	5
Torture or Mutilation of Animal (35-46-3-12)	0	0	0	0
Trafficking with an Inmate (35-44-3-9)	0	0	0	0
Unauthorized Possession of Prescription Form (35-48-4-14)	0	0	0	0
Unlawful Entry of Motor Vehicle (35-43-4-2.7)	0	0	0	0
Voyeurism (35-45-4-5)	0	0	0	0
Welfare Fraud (35-43-5-7)	0	0	0	0
Sub-Total	11	26	11	26

LEVEL IV

Absence From Home Detention (35-38-2.5-10)	0	0	0	0
Accident/Failure to Stop (9-26-1-8)	0	0	0	0
Alcohol Violation (31-37-2-6)	0	0	0	0
Animal Cruelty (35-46-3-12)	0	0	0	0
Assisting a Criminal (35-44-3-2)	0	0	0	0
Beats Vertebrate Animal (35-46-3-12)	0	0	0	0
Check Deception (35-43-5-5)	0	0	0	0
Common Nuisance (35-48-4-13)	0	0	0	0
Computer Trespassing (35-43-2-3)	0	0	0	0
Counterfeiting Auto Registration (9-18-2-42)	0	0	0	0
Counterfeiting a Driver's License (9-24-18-7)	0	0	0	0
Curfew Violation (31-37-2-5)	0	0	0	0
Deception (35-43-5-3)	0	0	0	0
Deer Outside Hours (14-22-6-1)	0	0	0	0
Deer w/ Illegal Device (14-22-6-1)	0	0	0	0
Disorderly Conduct (35-45-1-3)	3	1	3	1
Dissemination of Material Harmful to Minor (35-49-3-3)	0	0	0	0
Driving While Intoxicated (9-11-2-3)	0	0	0	0
Driving with Suspended License (9-24-19-2)	0	0	0	0
Exploitation of Dependent/Endangered Adult (35-46-1-12)	0	0	0	0
Failure to Appear (35-44-3-6)	0	0	0	0
Failure to Disclose Recruitment (35-46-4-4)	0	0	0	0
Failure to Respond to Summons (35-44-3-6.5)	0	0	0	0
False Auto Registration (9-18-2-44)	0	0	0	0
False Identity Statement (35-44-2-6)	0	0	0	0
False Informing (35-44-2-2)	1	1	1	1
Flag Desecration (35-45-1-4)	0	0	0	0
Glue Sniffing (35-46-6-2)	0	0	0	0
Habitual Disobedience of Parent, Guardian, or Custodian (Incorrigible) (31-37-2-4)	0	0	0	0
Harassment (35-45-2-2)	0	0	0	0
Home Improvement Fraud (35-43-6-12)	0	0	0	0
Illegal Consumption of Alcohol (7.1-5-7-7)	1	0	1	0
Illegal Possession of Alcohol (7.1-5-7-7)	0	0	0	0
Impairment of ID Number (35-43-7-4)	0	0	0	0
Interference with Custody (35-42-3-4)	0	0	0	0
Interfering with Law Enforcement Animal (35-46-3-11)	0	0	0	0
Invasion of Privacy (35-46-1-15.1)	0	0	0	0
Leaving Home w/o Permission of Parent, Guardian or Custodian (Runaway) (31-37-2-2)	0	1	0	1
Maintaining a Common Nuisance (35-48-4-13)	0	0	0	0
Nitrous Oxide Distribution (35-46-6-3)	0	0	0	0
Obscene Performance (35-49-3-1)	0	0	0	0
Obstructing Medical Emergency (35-44-3-8.5)	0	0	0	0
Obstructing Traffic (35-42-2-4)	0	0	0	0
Official Misconduct (35-44.1-1-1)	0	0	0	0
Operating Vehicle While Intoxicated (9-30-5-2)	0	0	0	0

LEVEL IV (cont'd)	NUMBER OF OFFENSES			
	This Month		This Calendar Year	
	Female	Male	Female	Male
Operating Vehicle While Intoxicated/Cntrl'd Sub (9-30-5-1)	0	0	0	0
Operating Vehicle w/o License (9-24-18-1)	0	1	0	1
Operating Vehicle w/o Proof of Financial (9-25-8-2)	0	0	0	0
Operating Vehicle w/o Registration/Plates (9-18-2-43)	0	0	0	0
Possession of Device/Interfere Test (35-43-5-18)	0	0	0	0
Possession of Marijuana, Hash Oil, or Hashish (35-48-4-11)	0	3	0	3
Possession of Paraphernalia (35-48-4-8.3)	1	0	1	0
Possession of Substance Represented to be a Controlled Substance (35-48-4-4.6)	0	0	0	0
Possession, Purchase, Accepting Tobacco (35-46-1-10.5)	0	0	0	0
Probation Violation	0	21	0	21
Public Intoxication (7.1-5-1-3)	0	0	0	0
Receiving Unidentified Property (35-43-7-5)	0	0	0	0
Reckless Driving (9-21-8-52)	0	0	0	0
Refusal to Aid Officer (35-44-3-7)	0	0	0	0
Refusal to Identify Self (34-28-5-3.5)	0	0	0	0
Selling, Distributing, Exhibiting Obscene Material (35-49-3-1)	0	0	0	0
Synthetic Drug (35-48-4-11.5)	0	0	0	0
Taking Deer/Turkey (14-22-6-1)	0	0	0	0
Tattooing a Minor (35-42-2-7)	0	0	0	0
Torture, Kill, Mutilate an Animal (35-46-3-12)	0	0	0	0
Unauthorized Possession of Prescription (35-48-4-14)	0	0	0	0
Unlawful Entry of Motor Vehicle (35-43-4-2.7)	0	0	0	0
Unlawful Gambling (35-45-5-2)	0	0	0	0
Unlawful Use of Railroad Right of Way (8-3-15-3)	0	0	0	0
Vending Machine Vandalism (35-43-4-7)	0	0	0	0
Violation Home Detention	0	0	0	0
Violation Suspended Commitment to DOC	1	0	1	0
Violation of Compulsory School Attendance Law (Truancy) (31-37-2-3)	1	0	1	0
Voyeurism (35-45-4-5)	0	0	0	0
Welfare Fraud (35-45-5-7)	0	0	0	0
Sub-Total	8	28	8	28
GRAND TOTAL NUMBER OF OFFENSES	25	83	25	83

Indiana Department of Correction
Table 17
Number of Juvenile Offenders by Most Serious Offense
Committed to the Indiana Department of Correction

January 2019

MOST SERIOUS OFFENSE (Citation Code)	NUMBER OF JUVENILES			
	This Month		This Calendar Year	
LEVEL I	Female	Male	Female	Male
Aggravated Battery (35-42-2-1.5)	0	0	0	0
Arson (35-43-1-1)	0	0	0	0
Battery (35-42-2-1)	1	2	1	2
Battery by Bodily Waste (35-42-2-6)	0	1	0	1
Burglary (35-43-2-1)	0	6	0	6
Carjacking (35-42-5-2)	0	0	0	0
Carrying Handgun w/o License (35-47-2-1)	0	0	0	0
Changing, Altering, Removing, Obliterating ID of Handgun (35-47-2-18)	0	0	0	0
Child Exploitation (35-42-4-4)	0	0	0	0
Child Molesting (35-42-4-3)	1	1	1	1
Child Seduction (35-42-4-7)	0	0	0	0
Child Selling (35-46-1-4)	0	0	0	0
Child Solicitation (35-42-4-6)	0	0	0	0
Child in Possession of Handgun (35-47-10-5)	0	1	0	1
Consumer Product Tampering (35-45-8-3)	0	0	0	0
Criminal Confinement (35-42-3-3)	0	0	0	0
Criminal Deviate Conduct (35-42-4-2)	0	0	0	0
Criminal Gang Intimidation (35-45-9-4)	0	0	0	0
Criminal Gang Recruitment	0	0	0	0
Criminal Recklessness (35-42-2-2)	0	1	0	1
Dangerous Possession of a Firearm (35-47-10-5)	0	1	0	1
Dealing in a Sawed-Off Shotgun (35-47-5-4.1)	0	0	0	0
Distribution of a Destructive Device (IC 35-47.5-5-5)	0	0	0	0
Domestic Battery (35-42-2-1.3)	0	0	0	0
Driving While Intoxicated Resulting in Death (9-30-5-5)	0	0	0	0
False Application for Handgun (35-47-2-8)	0	0	0	0
False, Altering Handgun License (35-47-2-22)	0	0	0	0
Feticide (35-42-1-6)	0	0	0	0
Handgun, False ID (35-47-2-17)	0	0	0	0
Incest (35-46-1-3)	0	0	0	0
Interference with Custody (35-42-3-4)	0	0	0	0
Intimidation (35-45-2-1)	0	0	0	0
Involuntary Manslaughter (35-42-1-4)	0	0	0	0
Kidnapping (35-42-3-2)	0	0	0	0
Murder (35-42-1-1)	0	0	0	0
Neglect of a Dependent (35-46-1-4)	0	0	0	0
Operation of a Machine Gun/Hurling a Bomb (35-47-5-9)	0	0	0	0
Overpass Mischief (35-42-2-5)	0	0	0	0
Pointing a Firearm (35-47-4-3)	0	1	0	1
Possession of Firearm on School Property (35-47-9-2)	0	0	0	0
Possession of a Machine Gun or Bomb (35-47-5-9)	0	0	0	0
Rape (35-42-4-1)	0	1	0	1
Reckless Homicide (35-42-1-5)	0	1	0	1
Resisting Law Enforcement (35-44-3-3)	0	0	0	0
Robbery (35-42-5-1)	2	6	2	6
Sell, Manufacture, Possess, Purchase Explosive (35-47-5-1)	0	0	0	0
Sell, Transfer, HIV Blood (35-42-1-7)	0	0	0	0
Selling, Transferring, Giving Handgun to Under 18 (35-47-2-7)	0	0	0	0
Sexual Battery (35-42-4-8)	0	1	0	1
Sexual Misconduct (35-44-1-5)	0	0	0	0
Sexual Misconduct with a Minor (35-42-4-9)	0	0	0	0

NUMBER OF JUVENILES

LEVEL I (cont'd)	This Month		This Calendar Year	
	Female	Male	Female	Male
Stalking (35-45-10-5)	0	0	0	0
Strangulation (35-42-2-9)	0	0	0	0
Unlawful Delivery of Confiscated Firearm (35-47-3-4)	0	0	0	0
Unlawful Use of Body Armor (35-47-5-13)	0	0	0	0
Unlawful Use of Stun Gun (35-47-8-5)	0	0	0	0
Vicarious Sexual Gratification (35-42-4-5)	0	0	0	0
Voluntary Manslaughter (35-42-1-3)	0	0	0	0
	4	23	4	23

LEVEL II

Assisting a Criminal (35-44-3-2)	0	0	0	0
Chinese Throwing Star (35-47-5-12)	0	0	0	0
Criminal Gang Activity (35-45-9-3)	0	0	0	0
Criminal Recklessness (35-42-2-2)	0	0	0	0
Dealing Anabolic Steroid (16-42-19-27)	0	0	0	0
Dealing Methamphetamine (35-48-4-1.1)	0	0	0	0
Dealing in Cocaine or Narcotic Drug (35-48-4-1)	0	0	0	0
Dealing in Marijuana, Hash Oil, or Hashish (35-48-4-10)	0	0	0	0
Dealing in a Schedule I, II, or III Controlled Substance (35-48-4-2)	0	0	0	0
Dealing in a Schedule IV Controlled Substance (35-48-4-3)	0	0	0	0
Dealing in a Schedule V Controlled Substance (35-48-4-4)	0	0	0	0
Dealing in a Substance Represented to be a Controlled Substance (35-48-4-4.5)	0	0	0	0
Delivery of Weapon to Intoxicated Person (35-47-4-1)	0	0	0	0
Disarming Law Enforcement Officer (35-44.1-3-2)	0	0	0	0
Escape/Failure to Return to Lawful Detention (35-44-3-5)	0	0	0	0
Inmate w/ Deadly Weapon (35-44.1-3-7)	0	0	0	0
Interference with Custody (35-42-3-4)	0	0	0	0
Intimidation (35-45-2-1)	0	0	0	0
Knife with Automatic Blade (35-47-5-2)	0	0	0	0
Loan Sharking (35-45-7-2)	0	0	0	0
Maintaining a Common Nuisance (35-48-4-13)	0	0	0	0
Making loan secured by mortgage, deposit or pledge of handgun (35-47-4-2)	0	0	0	0
Manufacture, Distribution, Possession of a Substance Represented to be a Controlled Substance	0	0	0	0
Neglect of a Dependent (35-46-1-4)	0	0	0	0
Poss precursors w/intent to manufacture etc. (35-48-4-14.5)	0	0	0	0
Possession of a Controlled Substance (35-48-4-7)	0	0	0	0
Possession of a Knife on School Property (35-47-5-2.5)	0	0	0	0
Promoting Prostitution (35-45-4-4)	0	0	0	0
Purchase, Possession or Sale of Stun Gun (35-47-8-5)	0	0	0	0
Resisting Law Enforcement (35-44-3-3)	0	1	0	1
Rioting with a Deadly Weapon (35-45-1-2)	0	0	0	0
Sale, Possession, Use of Legend Drug (16-42-19-27)	0	0	0	0
Sexual Misconduct with a Minor (35-42-4-9)	0	0	0	0
Stalking (35-45-10-5)	0	0	0	0
Trafficking with an Inmate (35-44-3-9)	0	0	0	0
Use of Stun Gun in Commission of a Crime (35-47-8-5)	0	0	0	0
Sub-Total	0	1	0	1

LEVEL III

Accident /Failure to Stop (9-26-1-8)	0	0	0	0
Accident, Property Damage with Injury (9-26-1-8)	0	0	0	0
Altering or Damaging Computer (35-43-1-4)	0	0	0	0
Auto Theft, Receiving Stolen Parts (35-43-4-2.5)	0	1	0	1
Battery (35-42-2-1)	1	3	1	3
Beastiality	0	0	0	0
Bribery (35-44-1-1)	0	0	0	0
Burglary (35-43-2-1)	0	0	0	0
Check Deception (35-43-5-5)	0	0	0	0

NUMBER OF JUVENILES

LEVEL III (cont'd)	This Month		This Calendar Year	
	Female	Male	Female	Male
Check Fraud (35-43-5-12)	0	0	0	0
Child Exploitation (35-42-4-4)	0	0	0	0
Controlled Substance Registration (35-48-4-14)	0	0	0	0
Conversion (35-43-4-3)	0	0	0	0
Criminal Mischief (35-43-1-2)	2	0	2	0
Criminal Recklessness (35-42-2-2)	0	0	0	0
Criminal Trespass (35-43-2-2)	0	0	0	0
Dealing in Altered Property (35-43-4-2.3)	0	0	0	0
Dealing in Marijuana, Hash Oil, or Hashish (35-48-4-10)	0	0	0	0
Dealing in Paraphernalia (35-48-4-8.5)	0	0	0	0
Distribution of Material Harmful to Minor (35-49-3-3)	0	0	0	0
Escape/Failure to Return to Lawful Detention (35-44-3-5)	1	1	1	1
Failure to Appear (35-44-3-6)	0	0	0	0
False Reporting (35-44-2-2)	0	0	0	0
Forgery (35-43-5-2)	0	0	0	0
Fraud (35-43-5-4)	0	0	0	0
Fraud on Financial Institution (35-45-5-8)	0	0	0	0
Home Improvement Fraud (35-43-6-13)	0	0	0	0
Identity Deception (35-43-5-3.5)	0	0	0	0
Interference with Custody (35-42-3-4)	0	0	0	0
Interference with Reporting Crime (35-42-2-5)	0	0	0	0
Invasion of Privacy (35-46-1-15.1)	0	0	0	0
Kill Domestic Animal	0	0	0	0
Manufacture of Paraphernalia (35-48-4-8.1)	0	0	0	0
Nonsupport of Child (35-46-1-5)	0	0	0	0
Nonsupport of Spouse (35-46-1-6)	0	0	0	0
Obscene Performance (35-49-3-1)	0	0	0	0
Obstructing Fireman (35-44-3-8)	0	0	0	0
Obstructing Traffic (35-42-2-4)	0	0	0	0
Obstruction of Justice (35-44-3-4)	0	0	0	0
Operating Vehicle After Lifetime Forfeiture (9-30-10-17)	0	0	0	0
Operating Vehicle While Intoxicated (9-30-5-4)	0	0	0	0
Operating Vehicle While Intoxicated with Prior (9-30-5-3)	0	0	0	0
Patronizing a Prostitute (35-45-4-3)	0	0	0	0
Perjury (35-44-2-1)	0	0	0	0
Possession of Cocaine or Narcotic Drug (35-48-4-6)	0	0	0	0
Possession of Marijuana, Hash Oil, or Hashish (35-48-4-11)	0	0	0	0
Possession of Methamphetamines (35-48-4-6.1)	0	1	0	1
Possession of Paraphernalia (35-48-4-8.3)	0	0	0	0
Possession of a Controlled Substance (35-48-4-7)	0	0	0	0
Possession of a Syringe (16-42-19-18)	0	0	0	0
Possession/Use of Legend Drug (16-42-19-13)	0	0	0	0
Professional Gambling (35-45-5-3)	0	0	0	0
Profiting from Adoption (35-46-1-9)	0	0	0	0
Promoting Professional Gambling (35-45-5-4)	0	0	0	0
Promoting Prostitution (35-45-4-4)	0	0	0	0
Prostitution (35-45-4-2)	0	0	0	0
Public Indecency (35-45-4-1)	0	0	0	0
Public Nudity (35-45-4-1.5)	0	0	0	0
Railroad Mischief (35-42-2-5.5)	0	0	0	0
Receiving Stolen Property (35-43-4-2)	0	0	0	0
Residential Entry (35-43-2-1.5)	0	0	0	0
Resisting Law Enforcement (35-44-3-3)	0	2	0	2
Rioting (35-45-1-2)	0	0	0	0
Sale, Possession, Use of Legend Drug (16-42-19-27)	0	0	0	0
Selling, Distributing, Exhibiting Obscene Material (35-49-3-1)	0	0	0	0
Stalking (35-45-10-5)	0	0	0	0
Synthetic Drug (35-48-4-11.5)	0	0	0	0
Theft (35-43-4-2)	0	2	0	2
Torture or Mutilation of Animal (35-46-3-12)	0	0	0	0

LEVEL III (Cont.)**NUMBER OF JUVENILES**

	This Month		This Calendar Year	
	Female	Male	Female	Male
Trafficking with an Inmate (35-44-3-9)	0	0	0	0
Unauthorized Possession of Prescription Form (35-48-4-14)	0	0	0	0
Unlawful Entry of Motor Vehicle (35-43-4-2.7)	0	0	0	0
Voyeurism (35-45-4-5)	0	0	0	0
Welfare Fraud (35-43-5-7)	0	0	0	0
Sub-Total	4	10	4	10

LEVEL IV

Absence From Home Detention (35-38-2.5-10)	0	0	0	0
Accident/Failure to Stop (9-26-1-8)	0	0	0	0
Assisting a Criminal (35-44-3-2)	0	0	0	0
Beats Vertebrate Animal (35-46-3-12)	0	0	0	0
Check Deception (35-43-5-5)	0	0	0	0
Common Nuisance (35-48-4-13)	0	0	0	0
Computer Trespassing (35-43-2-3)	0	0	0	0
Counterfeiting Auto Registration (9-18-2-42)	0	0	0	0
Counterfeiting a Driver's License (9-24-18-7)	0	0	0	0
Curfew Violation (31-37-2-5)	0	0	0	0
Deception (35-43-5-3)	0	0	0	0
Disorderly Conduct (35-45-1-3)	1	0	1	0
Dissemination of Material Harmful to Minor (35-49-3-3)	0	0	0	0
Driving with Suspended License (9-24-19-2)	0	0	0	0
Exploitation of Dependent/Endangered Adult (35-46-1-12)	0	0	0	0
Failure to Appear (35-44-3-6)	0	0	0	0
Failure to Disclose Recruitment (35-46-4-4)	0	0	0	0
Failure to Respond to Summons (35-44-3-6.5)	0	0	0	0
False Auto Registration (9-18-2-44)	0	0	0	0
False Identity Statement (35-44-2-6)	0	0	0	0
False Informing (35-44-2-2)	1	0	1	0
Flag Desecration (35-45-1-4)	0	0	0	0
Glue Sniffing (35-46-6-2)	0	0	0	0
Habitual Disobedience of Parent, Guardian, or Custodian (Incorrigible) (31-37-2-4)	0	0	0	0
Harassment (35-45-2-2)	0	0	0	0
Home Improvement Fraud (35-43-6-12)	0	0	0	0
Illegal Consumption of Alcohol (7.1-5-7-7)	0	0	0	0
Illegal Possession of Alcohol (7.1-5-7-7)	0	0	0	0
Impairment of ID Number (35-43-7-4)	0	0	0	0
Interference with Custody (35-42-3-4)	0	0	0	0
Interfering with Law Enforcement Animal (35-46-3-11)	0	0	0	0
Invasion of Privacy (35-46-1-15.1)	0	0	0	0
Leaving Home w/o Permission of Parent, Guardian or Custodian (Runaway) (31-37-2-2)	0	0	0	0
Nitrous Oxide Distribution (35-46-6-3)	0	0	0	0
Obscene Performance (35-49-3-1)	0	0	0	0
Obstructing Medical Emergency (35-44-3-8.5)	0	0	0	0
Obstructing Traffic (35-42-2-4)	0	0	0	0
Operating Vehicle While Intoxicated (9-30-5-2)	0	0	0	0
Operating Vehicle While Intoxicated/Cntrl'd Sub (9-30-5-1)	0	0	0	0
Operating Vehicle w/o License (9-24-18-1)	0	0	0	0
Operating Vehicle w/o Proof of Financial (9-25-8-2)	0	0	0	0
Operating Vehicle w/o Registration/Plates (9-18-2-43)	0	0	0	0
Possession of Marijuana, Hash Oil, or Hashish (35-48-4-11)	0	1	0	1
Possession of Paraphernalia (35-48-4-8.3)	0	0	0	0
Possession of Substance Represented to be a Controlled Substance (35-48-4-4.6)	0	0	0	0
Possession, Purchase, Accepting Tobacco (35-46-1-10.5)	0	0	0	0
Probation Violation	0	0	0	0
Public Intoxication (7.1-5-1-3)	0	0	0	0
Receiving Unidentified Property (35-43-7-5)	0	0	0	0
Reckless Driving (9-21-8-52)	0	0	0	0
Refusal to Aid Officer (35-44-3-7)	0	0	0	0
Refusal to Identify Self (34-28-5-3.5)	0	0	0	0

LEVEL IV (cont'd)	NUMBER OF JUVENILES				
	This Month		This Calendar Year		
	Female	Male	Female	Male	
Selling, Distributing, Exhibiting Obscene Material (35-49-3-1)	0	0	0	0	
Synthetic Drug	0	0	0	0	
Torture, Kill, Mutilate an Animal (35-46-3-12)	0	0	0	0	
Unauthorized Possession of Prescription (35-48-4-14)	0	0	0	0	
Unlawful Entry of Motor Vehicle (35-43-4-2.7)	0	0	0	0	
Unlawful Gambling (35-45-5-2)	0	0	0	0	
Unlawful Use of Railroad Right of Way (8-3-15-3)	0	0	0	0	
Vending Machine Vandalism (35-43-4-7)	0	0	0	0	
Violation Home Detention	0	0	0	0	
Violation Suspended Commitment to DOC	0	0	0	0	
Violation of Compulsory School Attendance Law (Truancy) (31-37-2-3)	0	0	0	0	
Voyeurism (35-45-4-5)	0	0	0	0	
Welfare Fraud (35-45-5-7)	0	0	0	0	
	Sub-Total	2	1	2	1
	GRAND TOTAL NUMBER OF JUVENILES	10	35	10	35

Indiana Department of Correction
Table 18
Juvenile Female New Commitments

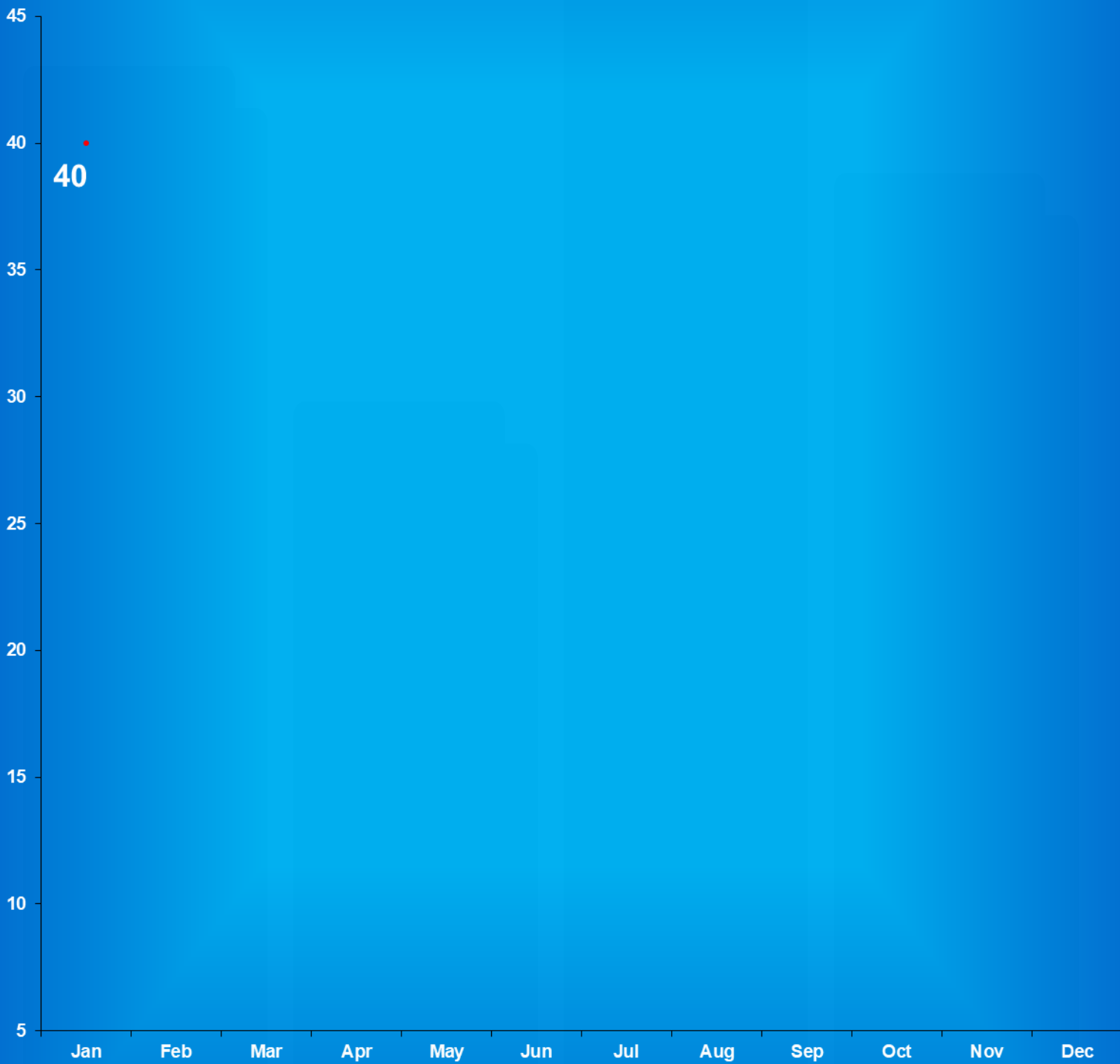
<u>Month</u>	<u>2015</u>	<u>2016</u>	<u>2017</u>	<u>2018</u>	<u>2019</u>
January	3	6	2	3	10
February	8	10	5	8	
March	4	11	6	4	
April	10	9	2	7	
May	12	4	6	8	
June	6	11	7	2	
July	5	4	8	12	
August	10	4	5	4	
September	13	7	8	8	
October	0	5	6	5	
November	11	6	7	8	
December	<u>11</u>	<u>5</u>	<u>12</u>	<u>8</u>	
TOTALS	115	93	82	74	10

Source: SAS - mnthadm4.pgm

Indiana Department of Correction

Graph G

Average Daily Juvenile Female Offender Populations Calendar Year 2019



Indiana Department of Correction
Table 19
Juvenile Male New Commitments

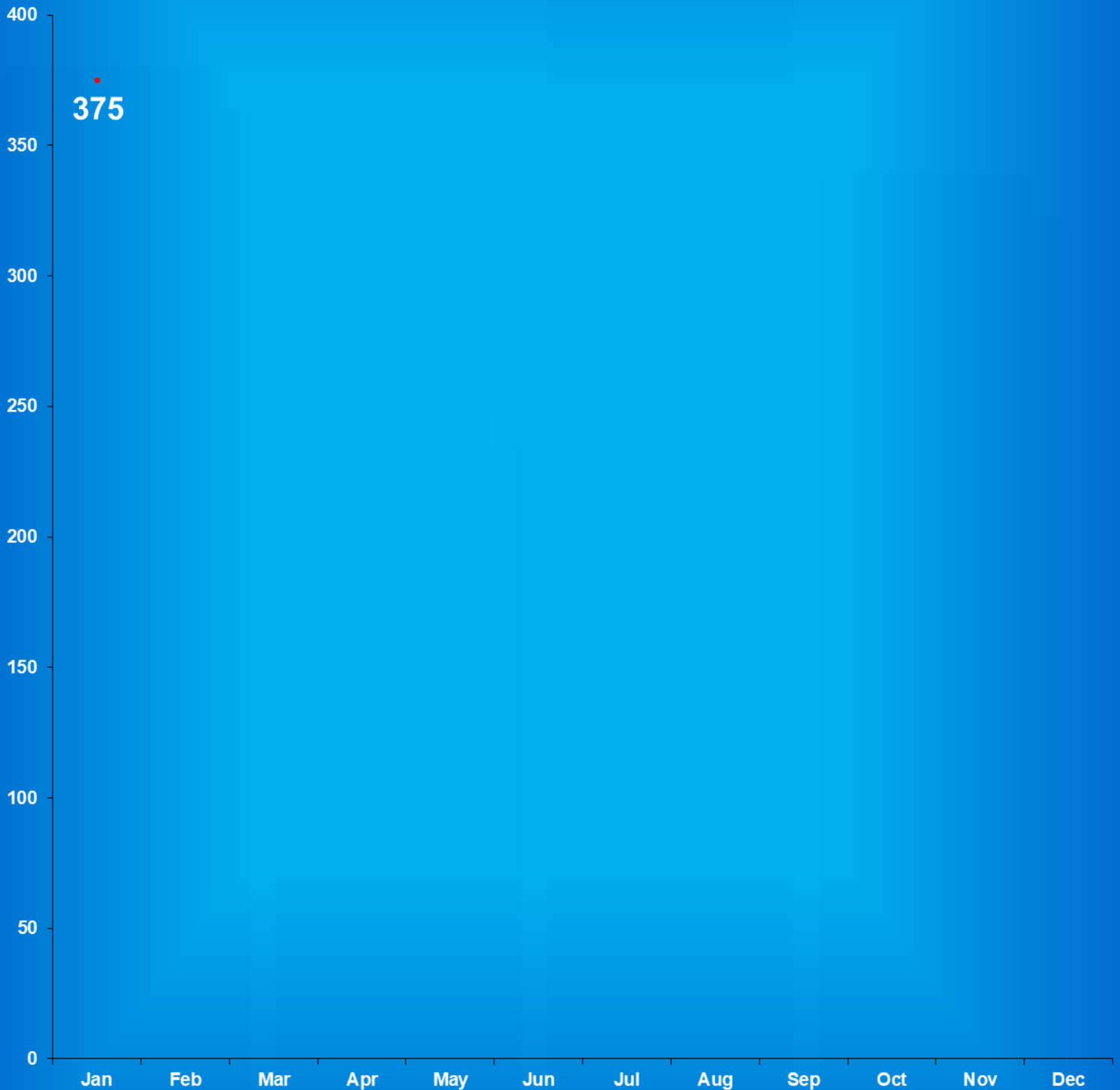
<u>Month</u>	<u>2015</u>	<u>2016</u>	<u>2017</u>	<u>2018</u>	<u>2019</u>
January	35	39	26	46	36
February	26	40	26	38	
March	32	69	36	33	
April	43	33	45	27	
May	37	44	35	42	
June	41	40	48	29	
July	50	29	40	29	
August	31	38	48	28	
September	42	36	43	41	
October	45	24	39	24	
November	41	28	48	34	
December	<u>40</u>	<u>30</u>	<u>34</u>	<u>52</u>	
TOTALS	548	463	450	468	36

Source: SAS - mnthadm4.pgm

Indiana Department of Correction

Graph H

Average Daily Juvenile Male Offender Populations Calendar Year 2019





Juvenile Reintegration Districts



District #8

District #6

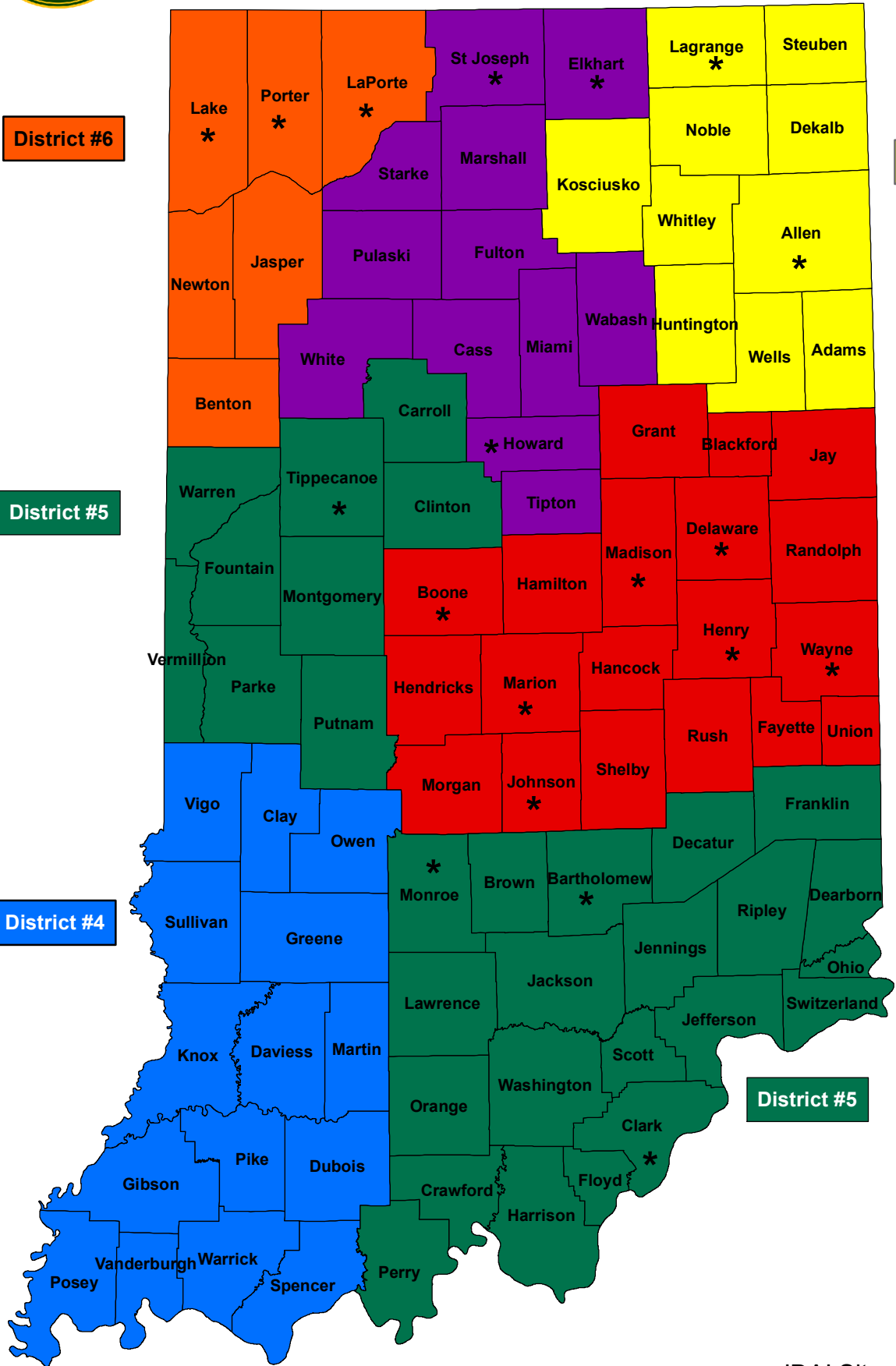
District #2

District #5

District #3

District #4

District #5



*JDAI Site

Indiana Department of Correction
Table 20
Juvenile Parole Caseload on February 01, 2019

<u>Juvenile Reintegration Districts</u>	Indiana Parolees		Other Jurisdiction		<u>Total</u>
	<u>Juvenile Male</u>	<u>Juvenile Female</u>	<u>Juvenile Male</u>	<u>Juvenile Female</u>	
<i>Interstate Compact (RD0)*</i>	1	0	6	1	8
	<u>District Supervision Breakdown as follows:</u>				
Juv Reintegration District 2	11	1	1	0	13
Juv Reintegration District 3	11	3	0	0	14
Juv Reintegration District 4	6	1	1	0	8
Juv Reintegration District 5	2	0	2	0	4
Juv Reintegration District 6	4	1	2	0	7
Juv Reintegration District 8	7	1	0	1	9
Total	42	7	6	1	56

Total Juvenile Parole Population on the First Day of Each Month

<u>Calendar Year 2019</u>	Indiana Parolees		Other Jurisdiction		<u>Total</u>
	<u>Juvenile Male</u>	<u>Juvenile Female</u>	<u>Juvenile Male</u>	<u>Juvenile Female</u>	
January	38	6	5	0	49
February	42	7	6	1	56

** Includes Indiana parolees who are serving their parole in another state, as well as offenders from other States being supervised in Indiana (Interstate Compact)*

Sources:
Parole Division
SAS - juvparl2.pgm

**Indiana Department of Correction
Indiana Government Center South, Room E334
302 W. Washington Street
Indianapolis, IN 46204**

**Prepared by:
Joshua Ross, Research Analyst
(317) 233-3432
josross@idoc.IN.gov**

This report and previous reports may be found at:

<http://www.in.gov/idoc/2376.htm>



CHANGING LIVES

The logo for the Indiana Department of Correction is a circular seal. It features a central shield with a scale of justice and a sword, surrounded by the words "EMPLOYEES", "EFFICIENCY", and "EFFECTIVENESS". The outer ring of the seal contains the text "INDIANA DEPARTMENT OF CORRECTION" and is decorated with stars and stripes. To the right of the seal is a dark blue silhouette of the state of Indiana.

The Indiana Department of Correction advances public safety and successful re-entry through dynamic supervision, programming, and partnerships.