


# Indiana Department of Correction

## Division of Research & Technology



## Offender Population Statistical Report

- January 2017 -

Rob Carter, Commissioner

**Indiana Department of Correction  
Indiana Government Center South, Room E334  
302 W. Washington Street  
Indianapolis, IN 46204**

**Prepared by:  
Josh Spear, Research Analyst  
(317) 234-4417  
[jspear2@idoc.in.gov](mailto:jspear2@idoc.in.gov)**

**This report and previous reports may be found at:**

**<http://www.in.gov/idoc/2376.htm>**



## Definitions

For the purpose of this report, the following definitions apply:

**Admission** – The means by which an offender enters the custody or jurisdiction of the Indiana Department of Correction. For this report, with the exception of the return of an escapee, this does not include a return from a temporary absence.

**Average Daily Population** – The sum of the daily beginning counts for a month, divided by that month's number of daily beginning counts.

**Beginning Count** – The number of offenders physically present at the beginning of the day (ie, 0000:01 hours).

**Class A Felony** – An offense whereby a person convicted of this felony shall be imprisoned for a fixed term of thirty years, with not more than twenty years added for aggravating circumstances, or not more than ten years subtracted for mitigating circumstances.

**Class B Felony** – An offense whereby a person convicted of this felony shall be imprisoned for a fixed term of ten years, with not more than ten years added for aggravating circumstances, or not more than four years subtracted for mitigating circumstances.

**Class C Felony** – An offense whereby a person convicted of this felony shall be imprisoned for a fixed term of four years, with not more than four years added for aggravating circumstances, or not more than two years subtracted for mitigating circumstances.

**Class D Felony** – An offense whereby a person convicted of this felony shall be imprisoned for a fixed term of one and one-half years, with not more than one and one-half years added for aggravating circumstances, or not more than one year subtracted for mitigating circumstances.

**Class 1 Felony** – An offense whereby a person convicted of this felony shall be imprisoned with a sentence range of 20-40 years, with not more than twenty years added as a habitual offender enhancement.

**Class 2 Felony** – An offense whereby a person convicted of this felony shall be imprisoned with a sentence range of 10-30 years, with not more than twenty years added as a habitual offender enhancement.

**Class 3 Felony** – An offense whereby a person convicted of this felony shall be imprisoned with a sentence range of 3-16 years, with not more than twenty years added as a habitual offender enhancement.

**Class 4 Felony** – An offense whereby a person convicted of this felony shall be imprisoned with a sentence range of 2-12 years, with not more than twenty years added as a habitual offender enhancement.

**Class 5 Felony** – An offense whereby a person convicted of this felony shall be imprisoned with a sentence range of 1-6 years, with not more than six years added as a habitual offender enhancement.

**Class 6 Felony** – An offense whereby a person convicted of this felony shall be imprisoned with a sentence range of 0.5-2.5 years, with not more than six years added as a habitual offender enhancement.

**Contracted Beds** - Those offenders who have been committed to the Indiana Department of Correction, but are housed in a local work release facility under contract of a 3rd party provider.

**County Jail "Back-ups" (Jail Bed Count)** – Those offenders who have been committed to the Indiana Department of Correction, but are housed in a county jail until they can be transferred to a Department of Correction intake facility. The county receives \$35.00 per day, per offender, to house these offenders.

**Ending Count** – The number of offenders physically present at the end of the day (ie, 2400:00 hours).

**Felon** – A person convicted in any jurisdiction who might have been imprisoned for more than one year.

**Murder** - An offense whereby a person convicted of this felony shall be imprisoned for a fixed term of fifty-five years, with not more than ten years added for aggravating circumstances, or not more than ten years subtracted for mitigating circumstances.

## Definitions Continued

**Operational Capacity** – The total bed capacity of the facility. The capacity of a facility is the number of beds authorized for safe and efficient operation of the facility.

**Pre-Dispositional** – An individual ordered by the Court to the Indiana Department of Correction for evaluation prior to sentencing.

**Release** – The means by which an offender leaves the custody or jurisdiction of the Indiana Department of Correction. For this report, with the exception of an escape, this does not include a temporary absence.

**Safekeeper** – An individual whom the Court has determined to be in imminent danger of serious bodily injury or death, or who represents a substantial threat to the safety of others, and whom the Court has ordered to the Indiana Department of Correction for custody and security control.

**Maximum Level Facilities** – Maximum security facilities have very restrictive security measures and housing is celled space.

**Medium Level Facilities** – Medium security facilities have moderate degree of security measures and housing consists of dormitories and celled space.

**Minimum Level Facilities** – Minimum Security Facilities have the least restrictive security measures and housing is dormitory style. Also included as minimum security are work release program offenders who leave the facility for outside employment but return nightly.

**Intake Facilities** – Intake facilities are designated to receive newly committed adult offenders. During the intake process each offender is evaluated through interviews, reports and diagnostic tests. This evaluation forms the basis of the offenders' facility and program assignment.

**Secure Housing Units** – Denotes maximum control with the most restrictive security measures in place.

**Vacancy** – The number of beds available for assignment.

**Juvenile Diagnostic/Walkthrough** – A Juvenile court can order a youth to the Department of Correction to be temporarily committed for not more than 14 days (excluding Saturdays, Sundays and Legal holidays) for the purpose of an evaluation. The youth must be adjudicated delinquent and the order has to be prior to disposition. The department will send a report to the court of the written findings.

## **Indiana Department of Correction Population Summary**

- There were 23,197 adult male offenders (including 297 county jail “back-ups” and 53 in contracted beds) on February 1, 2017. This population is 6% below operational bed capacity for general population.
- There were 2,213 adult female offenders (including 55 county jail “back-ups” and 26 in contracted beds) on February 1, 2017. This population is 18% below the operational bed capacity.
- There were 359 juvenile male offenders in the Department’s facilities on February 1, 2017. This population is 50% below the operational bed capacity.
- There were 39 juvenile female offenders in the Department’s facilities on February 1, 2017. This population is 76% below the operational bed capacity.
- There were 7,354 adult males on parole in Indiana (6,879 Indiana parolees and 475 other jurisdiction parolees) on February 1, 2017.
- There were 855 adult females on parole in Indiana (801 Indiana parolees and 54 other jurisdiction parolees) on February 1, 2017.
- There were 1,011 adults admitted to IDOC (868 male and 143 female) and 1,025 adults released from IDOC (919 male and 106 female) in January 2017.
- There were 58 juveniles admitted to IDOC (54 male and 4 female) and 69 juveniles released from IDOC (59 male and 10 female) in January 2017.

**Indiana Department of Correction  
Human Resource Report**

**January 31, 2017**

**ADULT FACILITIES**

Facility	Total Staff*	Custody Staff	Non-Custody	Vacancies	Hires - Rehires	Retired - Terminated	Inter-Agency		Contract/Vendor		
							In	Out	Aramark	Health	Education
Branchville Correctional Facility	251	181	70	21	3	8	1	0	11	31	5
Chain O'Lakes Correctional Facility	25	19	6	7	1	1	0	0	5	2	0
Correctional Industrial Facility	296	231	65	76	6	10	1	0	18	29	7
Edinburgh Correctional Facility	66	52	14	4	3	1	0	0	6	4	0
Indiana State Prison/Lakeside	508	400	108	61	8	10	1	0	29	41	3
Indiana Women's Prison	162	111	51	29	7	3	0	0	6	24	6
Indianapolis Re-Entry Educational Fac	109	69	40	17	0	1	0	0	5	7	4
Madison Correctional Facility	150	102	48	15	2	4	0	0	8	28	6
Miami Correctional Facility	466	367	99	92	17	14	0	0	31	58	12
New Castle Correctional Facility**	451	314	137	98	0	0	0	0	30	64	0
Pendleton Correctional Facility	441	327	114	80	1	7	1	0	20	50	3
Plainfield Correctional Facility	326	244	82	67	17	11	0	0	30	38	7
Putnamville Correctional Facility	475	365	110	50	17	13	0	0	21	44	10
Reception-Diagnostic Center	205	159	46	36	4	3	0	0	0	25	0
Rockville Correctional Facility	232	160	72	35	1	7	0	0	16	36	9
South Bend Comm. Re-Entry Center	35	24	11	8	7	3	3	3	4	2	0
Heritage Trail DOC Staff	18	0	18	1	0	0	0	0	0	0	0
Heirtage Trail GEO Staff**	138	96	42	13	0	0	0	0	0	7	3
Wabash Valley Correctional Facility	592	472	120	60	5	6	1	0	37	63	8
Westville Correctional Facility	673	514	159	100	12	19	0	0	36	74	13
<b>Total</b>	<b>5,619</b>	<b>4,207</b>	<b>1,412</b>	<b>870</b>	<b>111</b>	<b>121</b>	<b>8</b>	<b>3</b>	<b>313</b>	<b>627</b>	<b>96</b>

**JUVENILE FACILITIES**

Facility	Total Staff*	Custody Staff	Non-Custody	Vacancies	Hires - Rehires	Retired - Terminated	Inter-Agency		Contract/Vendor		
							In	Out	Aramark	Health	Education
Camp Summit	51	28	23	10	2	0	0	0	4	2	3
Logansport Intake/North Central	168	117	51	15	3	2	0	0	7	4	5
Madison Juvenile Correctional	86	69	17	11	2	2	0	0	0	9	1
Pendleton Juvenile Correctional	231	155	76	65	10	11	0	0	10	15	4
<b>Total</b>	<b>536</b>	<b>369</b>	<b>167</b>	<b>101</b>	<b>17</b>	<b>15</b>	<b>0</b>	<b>0</b>	<b>21</b>	<b>30</b>	<b>13</b>
Central Office***	<b>Total</b>	485	174	311	67	0	0	0	0	17	4
<b>STATE EMPLOYEE TOTAL</b>	<b>6,051</b>	<b>4,340</b>	<b>1,711</b>	<b>927</b>	<b>128</b>	<b>136</b>	<b>8</b>	<b>3</b>	<b>0</b>	<b>0</b>	<b>0</b>
<b>CONTRACT EMPLOYEE TOTAL</b>	<b>1,710</b>	<b>410</b>	<b>1,300</b>	<b>111</b>	<b>0</b>	<b>0</b>	<b>0</b>	<b>0</b>	<b>334</b>	<b>674</b>	<b>113</b>
<b>GRAND TOTAL</b>	<b>7,761</b>	<b>4,750</b>	<b>3,011</b>	<b>1,038</b>	<b>128</b>	<b>136</b>	<b>8</b>	<b>3</b>	<b>334</b>	<b>674</b>	<b>113</b>

\* Total Active Staff does not include those on disability, suspension, or leave with pay.

\*\* New Castle Correctional Facility and Heritage Trail are privately contracted institutions. Their hire/rehire and termination/retire data is not provided to DOC.

\*\*\* Includes Technology Services Division, PEN Products, Staff Development and Training, and the Parole Division (counted as Custody Staff)

Note: Total staff, custody staff, non-custody staff, and vacancy data are as of the end of the month.

Hires and re-hires, retirements and terminations, intra-agency transfer in and transfer out are the total number of actions for the month.

Source: DOC Human Resource

(d)



# Offender Statistics



**Indiana Department of Correction**  
**Table 1**  
**Offender Population & Vacancy Numbers, by Facility Security Level**  
**February 1, 2017**

<b>Minimum Security - Adult MALE</b>						
	<b>January Ending Count</b>	<b>General Population Vacancies</b>	<b>Programs &amp; Treatment Vacancies</b>	<b>Segregation &amp; Infirmery Vacancies</b>	<b>Down Beds</b>	<b>Held Beds</b>
Chain O'Lakes	125	3	0	0	0	1
Edinburgh	313	30	0	0	0	1
Miami - MCA	198	5	0	0	0	1
New Castle - NCA	185	18	0	0	0	1
Pendleton - IRO	206	11	0	0	0	3
Westville - WCA	329	36	2	0	5	7
Wabash Valley - WVA	144	53	0	0	0	1
Indianapolis Re-Entry	235	154	27	0	4	0
<b>Total</b>	<b>1,735</b>	<b>310</b>	<b>29</b>	<b>0</b>	<b>9</b>	<b>15</b>

<b>Re-Entry &amp; Work Release - Adult MALE</b>						
Bartholomew Co. Re-Entry	4	21	0	0	0	0
Chain O'Lakes Re-Entry	4	3	0	0	0	0
Duval Center Re-Entry	6	44	0	0	0	0
Elkhart Co. Re-Entry	0	20	0	0	0	0
Lake Co. Re-Entry	4	6	0	0	0	0
South Bend Re-Entry	124	48	0	0	0	0
VOA/Hope Hall Re-Entry	14	6	0	0	0	0
Starke Co. PI - TC	25	0	23	0	0	0
<b>Total</b>	<b>181</b>	<b>148</b>	<b>23</b>	<b>0</b>	<b>0</b>	<b>0</b>



Table 1 (Cont.)

<b>Medium Security - Adult MALE</b>						
	<b>January Ending Count</b>	<b>General Population Vacancies</b>	<b>Programs &amp; Treatment Vacancies</b>	<b>Segregation &amp; Infirmary Vacancies</b>	<b>Down Beds</b>	<b>Held Beds</b>
Branchville	1,231	153	94	7	0	0
Correctional Industrial	1,398	27	5	3	4	12
Indiana State Prison ISO	256	126	0	0	3	0
Plainfield	1,368	118	0	11	198	1
Putnamville	1,988	70	3	8	440	1
Heritage Trail	639	225	0	0	0	4
Westville	2,397	57	96	84	281	26
New Castle	2,395	11	0	14	0	11
<b>Total</b>	<b>11,672</b>	<b>787</b>	<b>198</b>	<b>127</b>	<b>926</b>	<b>55</b>

<b>Maximum Security - Adult MALE</b>						
	<b>January Ending Count</b>	<b>General Population Vacancies</b>	<b>Programs &amp; Treatment Vacancies</b>	<b>Segregation &amp; Infirmary Vacancies</b>	<b>Down Beds</b>	<b>Held Beds</b>
Miami	2,871	71	16	13	0	13
Indiana State Prison	1,951	24	24	45	4	19
Pendleton	1,306	24	11	1	9	2
Pendleton Treatment Unit	189	0	84	0	25	0
ISR Secure Housing Unit	43	0	0	24	1	1
Reception Diag. Center	489	163	0	0	43	0
New Castle Annex	411	55	0	15	5	0
New Castle Mental Health	112	0	16	0	0	0
WCU Secure Housing Unit	106	0	0	0	4	0
Wabash Valley	1,663	7	59	17	24	14
WVS Secure Housing Unit	171	0	0	37	7	1
<b>Total</b>	<b>9,312</b>	<b>344</b>	<b>210</b>	<b>152</b>	<b>122</b>	<b>50</b>

<b>Minimum Security &amp; Re-Entry - Adult FEMALE</b>						
	<b>January Ending Count</b>	<b>General Population Vacancies</b>	<b>Programs &amp; Treatment Vacancies</b>	<b>Segregation &amp; Infirmary Vacancies</b>	<b>Down Beds</b>	<b>Held Beds</b>
Madison	507	155	0	0	0	0
Brandon Hall Re-Entry	0	17	0	0	0	0
Crane House	14	11	0	0	0	0
Jefferson Co. Re-Entry	45	13	0	0	0	0
Theodora House	12	6	0	0	0	0
VOA/Evansville/Female	0	5	0	0	0	0
<b>Total</b>	<b>578</b>	<b>207</b>	<b>0</b>	<b>0</b>	<b>0</b>	<b>0</b>

<b>Medium Security - Adult FEMALE</b>						
Rockville	886	78	7	10	0	0
<b>Total</b>	<b>886</b>	<b>78</b>	<b>7</b>	<b>10</b>	<b>0</b>	<b>0</b>

<b>Maximum Security - Adult FEMALE</b>						
Women's Prison	592	30	6	1	0	2
Rockville Intake	102	186	0	0	0	0
<b>Total</b>	<b>694</b>	<b>216</b>	<b>6</b>	<b>1</b>	<b>0</b>	<b>2</b>

<b>JAIL BED COUNT</b>						
Adult Male	297	N/A	N/A	N/A	N/A	N/A
Adult Female	55	N/A	N/A	N/A	N/A	N/A
<b>Total</b>	<b>352</b>					

Table 1 (Cont.)

<b>JUVENILE OFFENDERS</b>
---------------------------

**Juvenile Male**

	January Ending Count	General Population Vacancies	Programs & Treatment Vacancies	Segregation & Infirmery Vacancies	Down Beds	Held Beds
Camp Summit	59	35	0	1	0	0
Logansport Juvenile Intake/Diagnostic Facility	27	57	0	8	0	0
North Central Juvenile Correctional Facility	106	67	0	0	0	1
Pendleton Juvenile Correctional Facility	167	200	0	17	0	7
<b>Total</b>	<b>359</b>	<b>359</b>	<b>0</b>	<b>26</b>	<b>0</b>	<b>8</b>

**Juvenile Female**

Madison Juvenile Correctional Facility	39	122	0	11	0	0
--	----	-----	---	----	---	---

<b>TOTALS</b>
---------------

	January Ending Count	General Population Vacancies	Programs & Treatment Vacancies	Segregation & Infirmery Vacancies	Down Beds	Held Beds
GRAND TOTAL FOR ALL ADULT MALES (Includes Jail Bed Count and Contracted Beds)	23,197	1,589	460	279	1,057	120
TOTAL FOR ADULT MALES IDOC FACILITIES ONLY	22,847	1,492	437	279	1,057	120
GRAND TOTAL FOR ALL ADULT FEMALES (Includes Jail Bed Count and Contracted Beds)	2,213	501	13	11	0	2
TOTAL FOR ADULT FEMALES IDOC FACILITIES ONLY	2,132	449	13	11	0	2
TOTAL FOR JUVENILE MALES	359	359	0	26	0	8
TOTAL FOR JUVENILE FEMALES	39	122	0	11	0	0
<b>GRAND TOTAL FOR THE DEPARTMENT (Includes Jail Bed Count and Contracted Beds)</b>	<b>25,808</b>	<b>2,571</b>	<b>473</b>	<b>327</b>	<b>1,057</b>	<b>130</b>
<b>GRAND TOTAL FOR THE DEPARTMENT (Excludes Jail Bed Count and Contracted Beds)</b>	<b>25,377</b>	<b>2,422</b>	<b>450</b>	<b>327</b>	<b>1,057</b>	<b>130</b>

Sources: Planning Division Facility Body Count Report  
 Planning Division Juvenile Daily Count Report  
 OIS - Jail Bed Count  
 Operational Support Services - Vacancy Report

**Indiana Department of Correction**  
**Table 2**  
**Operational Capacity Compared to Population, by Facility**  
**February 1, 2017**

<b>Minimum Security - Adult MALE</b>					
	<b>December</b>	<b>January</b>	<b>January</b>	<b>January</b>	<b>Percent +/-</b>
	<b>Operational</b>	<b>Operational</b>	<b>Adjusted</b>	<b>Ending</b>	<b>Capacity</b>
	<b>Capacity</b>	<b>Capacity</b>	<b>Operational</b>	<b>Count</b>	
			<b>Capacity*</b>		
Chain O'Lakes	129	129	128	125	-2%
Edinburgh	344	344	343	313	-9%
Miami - MCA	204	204	203	198	-2%
New Castle - NCA	204	204	203	185	-9%
Pendleton - IRO	220	220	217	206	-5%
Westville - WCA	379	379	365	329	-10%
Wabash Valley - WVA	198	198	197	144	-27%
Indianapolis Re-Entry	420	420	389	235	-40%
<b>Total</b>	<b>2,098</b>	<b>2,098</b>	<b>2,045</b>	<b>1,735</b>	<b>-15%</b>

<b>Re-Entry &amp; Work Release - Adult MALE</b>					
Bartholomew Co. Re-Entry	8	25	25	4	-84%
Chain O'Lakes Re-Entry	7	7	7	4	-43%
Duvall Center Re-Entry	11	50	50	6	-88%
Elkhart Co. Re-Entry	0	20	20	0	0%
Lake Co. Re-Entry	5	10	10	4	-60%
South Bend Re-Entry	172	172	172	124	-28%
VOA/Hope Hall Re-Entry	17	20	20	14	-30%
Starke Co. PI - TC	27	48	25	25	0%
<b>Total</b>	<b>247</b>	<b>352</b>	<b>329</b>	<b>181</b>	<b>-45%</b>

Table 2 (Cont.)

<b>Medium Security - Adult MALE</b>					
	<b>December</b>	<b>January</b>	<b>January</b>	<b>January</b>	<b>Percent +/-</b>
	<b>Operational</b>	<b>Operational</b>	<b>Adjusted</b>	<b>Ending</b>	
	<b>Capacity</b>	<b>Capacity</b>	<b>Operational</b>	<b>Count</b>	<b>Capacity</b>
			<b>Capacity*</b>		
Branchville	1,485	1,485	1384	1,231	-11%
Correctional Industrial	1,449	1,449	1425	1,398	-2%
Indiana State Prison ISO	385	385	382	256	-33%
Plainfield	1,696	1,696	1486	1,368	-8%
Putnamville	2,510	2,510	2058	1,988	-3%
Heritage Trail	868	868	864	639	-26%
Westville	2,941	2,941	2454	2,397	-2%
New Castle	<u>2,431</u>	<u>2,431</u>	<u>2406</u>	<u>2,395</u>	<u>0%</u>
<b>Total</b>	<b>13,765</b>	<b>13,765</b>	<b>12,459</b>	<b>11,672</b>	<b>-6%</b>

<b>Maximum Security - Adult MALE</b>					
	<b>December</b>	<b>January</b>	<b>January</b>	<b>January</b>	<b>Percent +/-</b>
	<b>Operational</b>	<b>Operational</b>	<b>Adjusted</b>	<b>Ending</b>	
	<b>Capacity</b>	<b>Capacity</b>	<b>Operational</b>	<b>Count</b>	<b>Capacity</b>
			<b>Capacity*</b>		
Miami	2,984	2984	2942	2,871	-2%
Indiana State Prison	2,067	2067	1975	1,951	-1%
Pendleton	1,353	1353	1330	1,306	-2%
Pendleton Treatment Unit	298	298	189	189	0%
ISR Secure Housing Unit	69	69	43	43	0%
Reception Diag. Center	695	695	652	489	-25%
New Castle Annex	486	486	466	411	-12%
New Castle Mental Health	128	128	112	112	0%
WCU Secure Housing Unit	110	110	106	106	0%
Wabash Valley	1,784	1784	1670	1,663	0%
WVS Secure Housing Unit	<u>216</u>	<u>216</u>	<u>171</u>	<u>171</u>	<u>0%</u>
<b>Total</b>	<b>10,190</b>	<b>10,190</b>	<b>9,656</b>	<b>9,312</b>	<b>-4%</b>

<b>Minumum Security &amp; Re-Entry - Adult FEMALE</b>					
	<b>December</b>	<b>January</b>	<b>January</b>	<b>January</b>	<b>Percent +/-</b>
	<b>Operational</b>	<b>Operational</b>	<b>Adjusted</b>	<b>Ending</b>	
	<b>Capacity</b>	<b>Capacity</b>	<b>Operational</b>	<b>Count</b>	<b>Capacity</b>
			<b>Capacity*</b>		
Madison	662	662	662	507	-23%
Brandon Hall Re-Entry	13	17	17	0	-100%
Crane House	15	25	25	14	-44%
Jefferson Co. Re-Entry	58	58	58	45	-22%
Theodora House	4	18	18	12	-33%
VOA/Evansville/Female	<u>0</u>	<u>5</u>	<u>5</u>	<u>0</u>	<u>-100%</u>
<b>Total</b>	<b>752</b>	<b>785</b>	<b>785</b>	<b>578</b>	<b>-26%</b>

<b>Medium Security - Adult FEMALE</b>					
Rockville	<u>981</u>	<u>981</u>	<u>964</u>	886	-8%
<b>Total</b>	<b>981</b>	<b>981</b>	<b>964</b>	<b>886</b>	<b>-8%</b>

<b>Maximum Security - Adult FEMALE</b>					
Women's Prison	631	631	622	592	-5%
Rockville Intake	<u>288</u>	<u>288</u>	<u>288</u>	<u>102</u>	<u>0%</u>
<b>Total</b>	<b>919</b>	<b>919</b>	<b>910</b>	<b>694</b>	<b>-24%</b>

<b>JAIL BED COUNT**</b>					
Adult Male	335	297	297	297	0%
Adult Female	<u>68</u>	<u>55</u>	<u>55</u>	<u>55</u>	<u>0%</u>
<b>Total</b>	<b>403</b>	<b>352</b>	<b>352</b>	<b>352</b>	<b>0%</b>

Table 2 (Cont.)

<b>JUVENILE OFFENDERS</b>
---------------------------

<b>Juvenile Male</b>					
	<b>December</b>	<b>January</b>	<b>January</b>	<b>January</b>	<b>Percent +/-</b>
	<b>Operational</b>	<b>Operational</b>	<b>Adjusted</b>	<b>Ending</b>	<b>Capacity</b>
	<b>Capacity</b>	<b>Capacity</b>	<b>Operational</b>	<b>Count</b>	<b>Capacity</b>
	<b>Capacity*</b>	<b>Capacity*</b>	<b>Capacity*</b>	<b>Capacity*</b>	<b>Capacity</b>
Camp Summit	95	95	94	59	-37%
Logansport Juvenile Intake/Diagnostic Facility	92	92	84	27	-68%
North Central Juvenile Correctional Facility	174	174	173	106	-39%
Pendleton Juvenile Correctional Facility	<u>391</u>	<u>391</u>	<u>367</u>	167	<u>-54%</u>
<b>Total</b>	<b>752</b>	<b>752</b>	<b>718</b>	<b>359</b>	<b>-50%</b>

<b>Juvenile Female</b>					
	<b>December</b>	<b>January</b>	<b>January</b>	<b>January</b>	<b>Percent +/-</b>
	<b>Operational</b>	<b>Operational</b>	<b>Adjusted</b>	<b>Ending</b>	<b>Capacity</b>
	<b>Capacity</b>	<b>Capacity</b>	<b>Operational</b>	<b>Count</b>	<b>Capacity</b>
	<b>Capacity*</b>	<b>Capacity*</b>	<b>Capacity*</b>	<b>Capacity*</b>	<b>Capacity</b>
Madison Juvenile Correctional Facility	172	172	161	39	-76%

<b>TOTALS</b>
---------------

	<b>December</b>	<b>January</b>	<b>January</b>	<b>January</b>	<b>Percent +/-</b>
	<b>Operational</b>	<b>Operational</b>	<b>Adjusted</b>	<b>Ending</b>	<b>Capacity</b>
	<b>Capacity</b>	<b>Capacity</b>	<b>Operational</b>	<b>Count</b>	<b>Capacity</b>
	<b>Capacity*</b>	<b>Capacity*</b>	<b>Capacity*</b>	<b>Capacity*</b>	<b>Capacity</b>
GRAND TOTAL FOR ALL ADULT MALES (Includes Jail Bed Count and Contracted Beds)	26,635	26,702	24,786	23,197	-6%
TOTAL FOR ADULT MALES IDOC FACILITIES ONLY	26,232	26,232	24,339	22,847	-6%
GRAND TOTAL FOR ALL ADULT FEMALES (Includes Jail Bed Count and Contracted Beds)	2,720	2,740	2,714	2,213	-18%
TOTAL FOR ADULT FEMALES IDOC FACILITIES ONLY	2,620	2,620	2,594	2,132	-18%
TOTAL FOR JUVENILE MALES	752	752	718	359	-50%
TOTAL FOR JUVENILE FEMALES	172	172	161	39	-76%
<b>GRAND TOTAL FOR THE DEPARTMENT</b> (Includes Jail Bed Count** and Contracted Beds)	<b>30,279</b>	<b>30,366</b>	<b>28,379</b>	<b>25,808</b>	<b>-9%</b>
<b>GRAND TOTAL FOR THE DEPARTMENT</b> (Excludes Jail Bed Count and Contracted Beds)	<b>29,776</b>	<b>29,776</b>	<b>27,812</b>	<b>25,377</b>	<b>-9%</b>

\*Adjusted Operational Capacity includes Intake Beds and excludes Down, Held, and Segregation/Infirmary, and Program/Treatment Hold Beds

\*\*Jail Bed Counts - IDOC offender Jail Bed holding is demand-based, therefore Jail Bed Percent Capacity is always 0%. Jail Bed Operational Capacity is determined by each county's availability and fluctuates from month to month.

Sources: Planning Division Facility Body Count Report  
 Planning Division Juvenile Daily Count Report  
 OIS - Jail Bed Count  
 Operational Support Services - Vacancy Report

**Indiana Department of Correction**  
**Table 3**  
**Facility Population on the First Day of Each Month**  
**(Excludes County Jail "Back-ups" & Contracted Beds)**

<b><u>2016</u></b>	<b>Adult <u>Male</u></b>	<b>Adult <u>Female</u></b>	<b>Juvenile <u>Male</u></b>	<b>Juvenile <u>Female</u></b>	<b><u>Total</u></b>
January	24,222	2,364	399	57	27,042
February	23,855	2,375	403	50	26,683
March	23,650	2,364	389	48	26,451
April	23,594	2,435	408	44	26,481
May	23,552	2,299	399	46	26,296
June	23,366	2,245	379	43	26,033
July	23,189	2,202	379	48	25,818
August	23,089	2,214	375	51	25,729
September	23,026	2,184	368	44	25,622
October	23,145	2,167	377	50	25,739
November	23,075	2,137	365	48	25,625
December	22,995	2,116	376	49	25,536
<b><u>2017</u></b>	<b>Adult <u>Male</u></b>	<b>Adult <u>Female</u></b>	<b>Juvenile <u>Male</u></b>	<b>Juvenile <u>Female</u></b>	<b><u>Total</u></b>
January	22,939	2,106	364	45	25,454
February	22,847	2,132	359	39	25,377

**Indiana Department of Correction**  
**Table 4**  
**Parole Caseload on February 01, 2017**

<u>Parole District</u>	<b>Indiana Parolees</b>		<b>Other Jurisdiction</b>		<u>Total</u>
	<u>Adult Male</u>	<u>Adult Female</u>	<u>Adult Male</u>	<u>Adult Female</u>	
<i>Interstate Compact (PD0)*</i>	522	69	475	54	1,120
	<u>District Supervision Breakdown as follows:</u>				
Re-Entry Parole (PD1)	430	65	25	4	524
Fort Wayne (PD2)	776	90	42	3	911
Indianapolis (PD3)	1670	155	85	8	1,918
Evansville (P4A)	473	47	34	4	558
Terre Haute (P4B)	479	70	28	2	579
Bloomington (PD5)	405	62	28	1	496
Gary (PD6)	635	45	74	5	759
New Castle (PD7)	747	106	45	7	905
South Bend (PD8)	875	91	64	7	1,037
Madison (PD9)	389	70	50	13	522
<b>Total</b>	<b>7,401</b>	<b>870</b>	<b>475</b>	<b>54</b>	<b>8,800</b>

**Total Parole Population on the First Day of Each Month**

<u>Calendar Year 2017</u>	<b>Indiana Parolees</b>		<b>Other Jurisdiction</b>		<u>Total</u>
	<u>Adult Male</u>	<u>Adult Female</u>	<u>Adult Male</u>	<u>Adult Female</u>	
January	7,553	900	456	56	8,965
February	7,401	870	475	54	8,800

\* Includes Indiana parolees who are serving their parole in another state, as well as offenders from other States being supervised in Indiana (Interstate Compact)

Sources: Juvenile Services  
Parole Division



# Adult Offender Statistics





**Indiana Department of Correction**  
**Table 5**  
**Monthly Admissions and Releases - Adult Offenders**  
(Includes County Jail "Back-ups" & Contracted Beds)

**Janiary 2017**

<b>ADMISSIONS</b>	<b>Male</b>	<b>Female</b>
New Commitments	360	67
Parole Violators - New Commits	30	1
Parole Violators - Technical	162	15
Unsentenced (Safekeepers)	3	0
Return from Escape - Secure Facility	0	0
Return from Escape - Non-Secure Facility	0	0
Return from Escape - CTP Absconds	0	0
Court Supervision Violators - New Commits	120	27
Court Supervision Violators - Technical	165	32
Return from CTP - New Commits	6	0
Return from CTP - Technical	22	1
Unknown (Missing Data)	0	0
<b>TOTAL ADMISSIONS</b>	<b>868</b>	<b>143</b>
<b>RELEASES</b>		
Parole	438	45
Probation	251	29
Escape - Secure Facility	0	0
Walk-Away - Non-Secure Facility	4	1
Discharged	69	9
Unsentenced Discharged	2	0
Other (i.e. Death)	5	0
Community Transition Program (CTP)	142	22
CTP Absconds	8	0
Unknown (Missing Data)	0	0
<b>TOTAL RELEASES</b>	<b>919</b>	<b>106</b>

*Of the 360 new commitments of male felons, 197 (54.7%) had a prior commitment.  
Of the 67 new commitments of female felons, 23 (34.3%) had a prior commitment.*

*Effective July 1, 1999, misdemeanants are to be committed to DOC only under special circumstances (IC 11-12-6)*

Sources: SAS - prsadm8.pgm, SAS - prisrel8.pgm

**Indiana Department of Correction**  
**Table 6**  
**New Admissions by County of Commitment - Adult Offenders**

County	Felony Level											Total	County	Felony Level											Total	
	Murder	FA	FB	FC	FD	F1	F2	F3	F4	F5	F6			Other*	Murder	FA	FB	FC	FD	F1	F2	F3	F4	F5		F6
Adams	0	0	1	0	0	0	0	1	0	1	0	3	Madison	0	1	9	8	1	0	0	4	3	4	3	0	33
Allen	0	1	7	3	1	0	0	4	2	16	3	37	Marion	5	3	17	8	4	0	8	20	17	51	11	0	144
Bartholomew	0	0	1	0	0	0	0	1	4	1	0	7	Marshall	0	0	0	0	0	1	0	0	0	2	0	0	3
Benton	0	0	0	0	0	0	0	1	0	0	0	1	Martin	0	0	1	0	0	0	0	0	2	1	4	0	8
Blackford	0	0	0	1	0	0	0	0	1	1	0	3	Miami	0	0	1	0	0	0	0	1	1	0	0	0	3
Boone	0	0	0	1	0	1	0	0	0	0	0	2	Monroe	0	0	1	1	1	0	0	0	5	4	0	12	
Brown	0	0	0	0	0	0	0	0	0	0	0	0	Montgomery	0	0	1	0	1	0	0	0	0	3	1	0	6
Carroll	0	0	0	0	0	0	0	1	0	1	0	2	Morgan	0	0	2	1	0	0	1	0	1	1	0	0	6
Cass	0	0	1	0	0	0	0	3	6	0	0	10	Newton	0	0	0	1	1	0	0	0	3	0	0	0	5
Clark	0	0	4	2	1	0	0	1	1	2	0	11	Noble	0	1	1	0	0	1	1	0	0	1	0	0	5
Clay	0	0	0	0	0	0	0	0	2	1	0	3	Ohio	0	0	0	0	0	0	0	0	0	0	0	0	0
Clinton	0	1	2	0	2	0	0	0	1	2	0	8	Orange	0	0	0	0	0	0	0	0	0	0	0	0	0
Crawford	0	0	0	0	0	0	0	0	0	0	0	0	Owen	0	0	0	0	0	0	0	1	0	2	0	0	3
Daviess	0	0	0	0	0	1	0	1	1	0	0	3	Parke	0	0	0	0	0	0	0	0	0	1	1	0	2
Dearborn	0	1	4	10	1	0	1	0	0	4	0	21	Perry	0	0	1	0	0	0	0	2	1	0	0	0	4
Decatur	0	0	0	2	0	0	0	0	2	1	0	5	Pike	0	0	0	1	0	0	0	0	0	1	0	0	2
DeKalb	0	0	0	0	0	0	0	1	4	1	0	6	Porter	0	0	0	1	0	0	0	1	0	3	0	0	5
Delaware	0	0	0	1	0	1	0	1	1	1	0	5	Posey	0	0	0	0	0	0	0	0	1	0	0	0	1
Dubois	0	0	0	0	0	1	0	0	0	1	0	2	Pulaski	0	0	0	0	0	0	0	0	0	1	0	0	1
Elkhart	0	2	3	8	3	0	0	0	2	7	3	28	Putnam	0	0	3	1	2	0	0	0	1	0	0	0	7
Fayette	0	0	0	1	0	0	0	1	0	1	0	3	Randolph	0	0	1	0	0	0	0	0	1	0	0	0	2
Floyd	0	0	1	1	0	0	0	1	0	0	0	3	Ripley	0	0	0	0	1	0	0	0	1	1	1	0	4
Fountain	0	0	1	0	0	0	0	0	0	0	0	1	Rush	0	0	0	0	0	0	0	0	0	2	0	0	2
Franklin	0	0	0	0	2	0	0	0	0	0	0	2	St. Joseph	0	0	7	2	0	1	2	0	0	5	4	0	21
Fulton	0	0	0	0	0	0	0	0	1	0	0	1	Scott	0	0	0	0	3	1	0	0	2	1	1	0	8
Gibson	0	0	0	0	0	1	0	0	0	0	0	1	Shelby	0	0	1	0	4	0	2	0	5	3	1	0	16
Grant	0	0	2	0	1	0	0	2	2	2	0	9	Spencer	0	0	0	0	0	0	0	0	0	0	1	0	1
Greene	0	0	1	0	2	0	0	2	2	0	0	7	Starke	0	0	0	1	0	0	0	0	0	2	0	0	3
Hamilton	0	0	0	2	4	0	0	1	6	3	4	20	Steuben	0	0	2	0	1	0	0	0	0	0	0	0	3
Hancock	0	0	0	2	1	0	0	0	2	1	1	7	Sullivan	0	0	0	0	0	0	0	0	0	1	0	0	1
Harrison	0	0	1	1	0	0	0	2	0	0	1	5	Switzerland	0	0	0	0	0	0	0	0	0	0	1	0	1
Hendricks	0	0	1	0	0	2	1	3	3	1	0	11	Tippecanoe	0	1	0	1	0	1	0	1	4	9	1	0	18
Henry	0	0	1	0	0	0	0	0	3	0	0	4	Tipton	0	0	0	0	0	0	0	0	0	0	0	0	0
Howard	0	0	5	2	5	0	0	1	1	6	0	20	Union	0	0	0	0	0	0	0	0	0	1	0	0	1
Huntington	0	0	0	0	0	0	1	1	2	0	0	4	Vanderburgh	0	0	2	1	0	0	2	0	5	15	2	0	27
Jackson	0	0	1	0	1	0	1	0	2	0	0	5	Vermillion	0	0	0	0	1	0	0	0	0	0	0	0	1
Jasper	0	0	1	1	0	1	0	0	1	0	0	4	Vigo	1	0	0	1	0	0	3	3	1	3	0	0	12
Jay	0	0	1	0	0	0	0	0	2	0	0	3	Wabash	0	1	2	0	1	0	0	0	3	5	2	0	14
Jefferson	0	0	1	0	0	1	2	0	3	0	0	7	Warren	0	0	0	0	0	0	0	0	0	0	0	0	0
Jennings	0	0	0	1	1	0	0	0	0	0	0	2	Warrick	0	0	0	0	0	0	0	1	0	0	0	0	1
Johnson	0	1	1	0	3	0	0	2	4	6	3	20	Washington	0	0	0	0	1	0	0	1	1	0	0	0	3
Knox	0	0	0	0	1	0	0	0	0	0	0	1	Wayne	0	0	2	1	0	0	1	0	2	3	0	0	9
Kosciusko	0	0	1	0	0	1	1	3	5	1	0	12	Wells	0	0	0	0	1	0	1	0	0	4	1	0	7
LaGrange	0	0	2	0	1	0	0	2	0	1	1	7	White	0	0	0	0	0	0	0	0	1	0	0	0	1
Lake	2	0	3	4	2	0	0	2	0	10	0	23	Whitley	0	0	0	0	0	0	0	0	0	0	0	0	0
LaPorte	0	1	1	0	0	0	3	1	4	0	0	10	Unknown	0	0	0	0	0	0	0	0	0	0	0	0	7
Lawrence	0	1	1	1	1	0	2	0	1	2	0	9	Totals	8	15	103	73	56	9	31	56	98	246	68	8	771

Data based on Most Serious Offense and includes only New- and Rec commitments.  
Parole violators are not included.

\*"Other" may include missing, habitual offense, contempt of court, or misdemeanor.

\*\*"Unknown" represents offenders who were sentenced to DOC, but County of Commitment data was unavailable.

Source: Prsadm7.pgm

**Indiana Department of Correction  
Table 7**

**Release Type by County of Commitment - Adult Offenders**

**January 2017**

County	Release Type				Total	County	Release Type				Total
	Parole	Probation	Discharged	CTP			Parole	Probation	Discharged	CTP	
Adams	4	0	0	3	7	Madison	9	10	3	9	31
Allen	27	11	6	21	65	Marion	119	62	23	20	224
Bartholomew	6	1	1	4	12	Marshall	0	4	0	1	5
Benton	0	0	0	0	0	Martin	0	1	0	0	1
Blackford	3	1	0	0	4	Miami	2	1	1	0	4
Boone	4	2	0	0	6	Monroe	11	4	2	4	21
Brown	0	0	0	0	0	Montgomery	7	1	1	1	10
Carroll	4	0	0	0	4	Morgan	5	1	0	0	6
Cass	0	4	0	3	7	Newton	2	0	0	0	2
Clark	4	3	2	1	10	Noble	2	0	1	1	4
Clay	1	1	0	0	2	Ohio	0	2	0	0	2
Clinton	3	6	2	1	12	Orange	0	0	0	1	1
Crawford	1	0	0	0	1	Owen	0	0	0	0	0
Daviess	1	0	0	0	1	Parke	1	1	0	1	3
Dearborn	5	14	2	1	22	Perry	1	1	0	0	2
Decatur	1	0	1	1	3	Pike	1	1	0	0	2
DeKalb	1	1	0	1	3	Porter	8	1	0	0	9
Delaware	5	6	2	1	14	Posey	1	1	1	0	3
Dubois	1	2	0	1	4	Pulaski	1	0	0	0	1
Elkhart	18	17	1	9	45	Putnam	3	2	0	3	8
Fayette	8	2	1	3	14	Randolph	0	0	0	1	1
Floyd	3	5	0	1	9	Ripley	1	2	0	0	3
Fountain	1	0	0	0	1	Rush	0	3	0	1	4
Franklin	1	2	0	0	3	St. Joseph	17	6	1	4	28
Fulton	1	3	1	0	5	Scott	4	4	0	0	8
Gibson	2	1	0	2	5	Shelby	5	5	2	1	13
Grant	6	3	0	7	16	Spencer	0	0	0	0	0
Greene	0	2	0	0	2	Starke	1	1	0	5	7
Hamilton	11	4	4	2	21	Steuben	4	0	0	2	6
Hancock	3	2	1	0	6	Sullivan	0	2	0	0	2
Harrison	0	0	0	0	0	Switzerland	0	0	1	0	1
Hendricks	5	6	0	1	12	Tippecanoe	10	11	1	2	24
Henry	4	1	0	1	6	Tipton	1	0	0	0	1
Howard	8	2	3	5	18	Union	1	0	0	1	2
Huntington	4	0	1	1	6	Vanderburgh	17	3	3	7	30
Jackson	11	4	1	1	17	Vermillion	1	1	0	1	3
Jasper	1	1	0	0	2	Vigo	5	4	0	5	14
Jay	3	1	0	1	5	Wabash	3	3	1	5	12
Jefferson	3	0	1	1	5	Warren	0	0	0	0	0
Jennings	6	1	0	0	7	Warrick	3	1	0	0	4
Johnson	16	5	2	1	24	Washington	1	3	0	1	5
Knox	0	0	0	0	0	Wayne	10	5	2	1	18
Kosciusko	3	1	0	0	4	Wells	1	1	1	0	3
LaGrange	3	4	0	0	7	White	1	0	0	0	1
Lake	15	6	2	7	30	Whitley	1	1	0	1	3
LaPorte	13	6	0	2	21	Unknown	0	0	2	0	2
Lawrence	3	0	0	2	5	<b>Totals</b>	<b>483</b>	<b>280</b>	<b>80</b>	<b>164</b>	<b>1007</b>

This data excludes Temporary Moves, Safekeepers, Predispositions, Escapes, Deaths, releases from CTP and releases from Out of State Parole.

\*"Unknown" represents offenders who were sentenced to DOC, but County of Commitment data was unavailable.

Source: prisrel7.pgm

**Indiana Department of Correction**  
**Table 8**  
**The Number of Department of Correction Offenders**  
**Held in County Jails\***  
**January 30 , 2017**

<u>County</u>	<u>Adult Male</u>	<u>Adult Female</u>	<u>County</u>	<u>Adult Male</u>	<u>Adult Female</u>	<u>County</u>	<u>Adult Male</u>	<u>Adult Female</u>
Adams	2	0	Hendricks	3	2	Pike	0	0
Allen	21	4	Henry**	0	0	Porter	2	0
Bartholomew	3	0	Howard	13	4	Posey	0	1
Benton	1	0	Huntington	2	0	Pulaski**	1	0
Blackford**	10	0	Jackson	2	0	Putnam**	5	2
Boone	2	0	Jasper	0	0	Randolph	1	1
Brown	1	0	Jay	2	0	Ripley	0	0
Carroll	1	0	Jefferson	4	1	Rush	0	0
Cass	5	2	Jennings	4	0	St. Joseph	16	9
Clark	4	1	Johnson	0	1	Scott	4	0
Clay	2	1	Knox**	2	0	Shelby	4	3
Clinton	4	1	Kosciusko	4	1	Spencer**	0	0
Crawford**	0	0	LaGrange	2	1	Starke	2	0
Daviess	3	0	Lake	11	1	Steuben	2	0
Dearborn	5	0	LaPorte	12	1	Sullivan	1	0
Decatur	1	1	Lawrence	1	0	Switzerland	2	0
DeKalb	0	0	Madison	4	0	Tippecanoe	10	0
Delaware	0	0	Marion	17	2	Tipton	0	0
Dubois	2	0	Marshall	1	0	Union	1	0
Elkhart	23	1	Martin	1	1	Vanderburgh	5	1
Fayette	3	2	Miami	14	0	Vermillion	2	1
Floyd	2	0	Monroe	0	0	Vigo	1	1
Fountain	0	0	Montgomery	1	0	Wabash	2	0
Franklin	2	0	Morgan	4	1	Warren	0	0
Fulton	1	0	Newton	0	0	Warrick	1	0
Gibson	2	0	Noble	1	0	Washington	0	1
Grant	0	0	Ohio	0	0	Wayne	10	0
Greene	3	0	Orange**	0	1	Wells**	4	1
Hamilton	6	2	Owen	0	0	White	3	0
Hancock	0	0	Parke	0	0	Whitley	0	0
Harrison**	4	2	Perry	0	0	<b>Total</b>	<b>297</b>	<b>55</b>

\* Data is based on known frequencies reported by the counties, some county data may be missing

\*\* County Jail Substance Abuse Programs

SOURCE: Offender  
Movement

**Indiana Department of Correction**  
**Table 9**  
**Community Transition Program**  
**Average Daily Populations**

<u>Month</u>	<u>2013</u>	<u>2014</u>	<u>2015</u>	<u>2016</u>	<u>2017</u>
January	493	521	457	518	465
February	475	511	442	480	
March	511	492	468	492	
April	510	470	529	518	
May	509	496	549	499	
June	522	504	539	469	
July	533	494	539	491	
August	495	475	559	496	
September	513	479	538	509	
October	527	484	564	478	
November	558	482	528	470	
December	<u>544</u>	<u>475</u>	<u>522</u>	<u>461</u>	
<b>YEARLY AVERAGE</b>	<b>516</b>	<b>490</b>	<b>519</b>	<b>490</b>	<b>465</b>

Source: CTP Database and OIS Warmbody

**Indiana Department Of Correction**  
**Table 10**  
**Community Transition Program**  
**January 2017 Release Information (Felony Level A-D)**

<b>Total number of offenders eligible to be released during January 2017 =</b>		<b>409</b>
Felony A and B total =	261	
Felony C total =	107	
Felony D total =	37	
Murder =	4	
<b>Total number of offenders transitioned to counties for CTP =</b>		<b>110</b>
By default (lack of response from judge)		
Felony A or B =	0	
Felony C =	10	
Felony D =	6	
By approval by court order from judge		
Felony A or B =	71	
Felony C =	16	
Felony D =	7	
Murder =	0	
<b>Total number of offenders transitioned to counties then returned to DOC due to refusal (court ordered denial upon receipt of offender) =</b>		<b>0</b>
<b>Total number of court ordered denials =</b>		<b>194</b>
Felony A or B =	110	
Felony C =	68	
Felony D =	14	
Murder =	2	
<b>Total number of Felony A or B, or Murder denials by default (no response from judge) =</b>		<b>65</b>
<b>Total number of offenders who became ineligible after eligibility determined but prior to CTP commencement date (reasons include change in Earliest Possible Release Date, change in warrant status, released to probation or to parole, other miscellaneous) =</b>		<b>40</b>
Felony A or B =	17	
Felony C =	13	
Felony D =	10	
Murder =	0	

**Indiana Department Of Correction**  
**Table 10**  
**Community Transition Program**  
**January 2017 Release Information (Felony Level 1-6)**

<b>Total number of offenders eligible to be released during January 2017 =</b>	<b>129</b>
Felony 1 and 2 total =	1
Felony 3 and 4 total =	41
Felony 5 and 6 total =	87
<b>Total number of offenders transitioned to counties for CTP =</b>	<b>46</b>
By default (lack of response from judge)	
Felony 1 and 2 total	0
Felony 3 and 4 total :	0
Felony 5 and 6 total :	5
By approval by court order from judge	
Felony 1 and 2 total	0
Felony 3 and 4 total :	7
Felony 5 and 6 total :	34
<b>Total number of offenders transitioned to counties then returned to DOC due to refusal (court ordered denial upon receipt of offender) =</b>	<b>0</b>
<b>Total number of court ordered denials =</b>	<b>48</b>
Felony 1 and 2 total =	0
Felony 3 and 4 total =	13
Felony 5 and 6 total =	35
<b>Total number of Felony 1 or 2, or Murder denials by default (no response from judge) =</b>	<b>1</b>
<b>Total number of offenders who became ineligible after eligibility determined but prior to CTP commencement date (reasons include change in Earliest Possible Release Date, change in warrant status, released to probation or to parole, other miscellaneous) =</b>	<b>17</b>
Felony 1 and 2 total =	0
Felony 3 and 4 total =	4
Felony 5 and 6 total =	13

Indiana Department of Correction  
 Table 11  
 Total Number of Felony Offenses  
 Committed to the Indiana Department of Correction

January 2017

Felony Level	Primary Offense	Secondary Offense	Jan-17		This Calendar Year	
			SEX		SEX	
			F	M	F	M
Murder	Murder (35-42-1-1)		-	10	-	10
<b>Murder Total</b>			-	<b>10</b>	-	<b>10</b>

Felony Level	Primary Offense	Secondary Offense	Jan-17		This Calendar Year	
			SEX		SEX	
			F	M	F	M
A Felony	Child Molesting (35-42-4-3)		-	13	-	13
	Dealing Cocaine or Narcotic Drug (35-48-4-1)		1	5	1	5
	Dealing Sched I, II, or III Cntrld Sub (35-48-4-2)		-	1	-	1
	Robbery (35-42-5-1)		-	1	-	1
	Voluntary Manslaughter (35-42-1-3)		1	-	1	-
<b>A Felony Total</b>			<b>2</b>	<b>20</b>	<b>2</b>	<b>20</b>

Felony Level	Primary Offense	Secondary Offense	Jan-17		This Calendar Year	
			SEX		SEX	
			F	M	F	M
B Felony	Aggravated Battery (35-42-2-1.5)		-	2	-	2
	Arson (35-43-1-1)		-	1	-	1
	Battery (35-42-2-1)		-	1	-	1
	Burglary (35-43-2-1)		2	25	2	25
	Carjacking (35-42-5-2)		-	1	-	1
	Child Molesting (35-42-4-3)		-	7	-	7
	Criminal Confinement (35-42-3-3)		-	3	-	3
	Dealing Cocaine or Narcotic Drug (35-48-4-1)		5	17	5	17
	Dealing Methamphetamine (35-48-4-1.1)		4	11	4	11
	Dealing Sched I, II, or III Cntrld Sub (35-48-4-2)		4	9	4	9
	Felon in Possession of a Firearm (35-47-4-5)		-	3	-	3
	Possession Methamphetamine (35-48-4-6.1)		1	1	1	1
	Possession of Cocaine or Narcotic Drug (35-48-4-6)		1	-	1	-
	Rape (35-42-4-1)		-	1	-	1
	Robbery (35-42-5-1)		-	15	-	15
	Sexual Misconduct with a Minor (35-42-4-9)		-	7	-	7
<b>B Felony Total</b>			<b>17</b>	<b>104</b>	<b>17</b>	<b>104</b>



Felony Level	Primary Offense	Secondary Offense	Jan-17		This Calendar Year	
			SEX		SEX	
			F	M	F	M
C Felony	Assisting a Criminal (35-44-3-2)		-	1	-	1
	Battery (35-42-2-1)		-	9	-	9
	Battery by Bodily Waste (35-42-2-6)		1	-	1	-
	Burglary (35-43-2-1)		1	12	1	12
	Carrying Handgun w/o License (35-47-2-23)		-	3	-	3
	Child Exploitation (35-42-4-4)		-	1	-	1
	Child Molesting (35-42-4-3)		-	11	-	11
	Corrupt Business Influence (35-45-6-2)		-	1	-	1
	Criminal Confinement (35-42-3-3)		-	1	-	1
	Criminal Recklessness (35-42-2-2)		-	2	-	2
	Escape/Failure to Return (35-44-3-5)		-	1	-	1
	Forgery (35-43-5-2)		5	9	5	9
	Fraud on Financial Institution (35-43-5-8)		3	-	3	-
	Intimidation (35-45-2-1)		-	1	-	1
	Neglect of a Dependent (35-46-1-4)		-	4	-	4
	Non-Support of Dependent Child (35-46-1-5)		1	5	1	5
	Obliterating Handgun I.D. (35-47-2-18)		-	1	-	1
	Operating Vehicle w/Lifetime Suspension (9-30-10-17)		-	1	-	1
	Possession Methamphetamine (35-48-4-6.1)		1	1	1	1
	Possession of Cocaine or Narcotic Drug (35-48-4-6)		-	3	-	3
	Possession of Precursors (35-48-4-14.5)		-	1	-	1
	Reckless Homicide (35-42-1-5)		-	2	-	2
	Robbery (35-42-5-1)		1	3	1	3
	Security Fraud (23-19-5-1)		-	1	-	1
	Sexual Misconduct with a Minor (35-42-4-9)		-	2	-	2
	Trafficking with an Inmate (35-44-3-9)		1	-	1	-
<b>C Felony Total</b>			<b>14</b>	<b>76</b>	<b>14</b>	<b>76</b>

Felony Level	Primary Offense	Secondary Offense	Jan-17		This Calendar Year	
			SEX		SEX	
			F	M	F	M
D Felony	Auto Theft, Receiving Stolen Parts (35-43-4-2.5)		-	2	-	2
	Battery (35-42-2-1)		-	1	-	1
	Battery by Bodily Waste (35-42-2-6)		-	1	-	1
	Check Fraud (35-43-5-12)		-	5	-	5
	Child Exploitation (35-42-4-4)		-	1	-	1
	Criminal Confinement (35-42-3-3)		-	2	-	2
	Dealing Subs. Represent as Cntrld Subs. (35-48-4-4.5)		-	1	-	1
	Domestic Battery (35-42-2-1.3)		-	1	-	1
	Fail to Stop Accident w/Injury (9-26-1-1)		-	1	-	1
	Failure to Register as a Sex Offender (11-8-8-17)		-	1	-	1
	Failure to Return to Lawful Detention (35-44-3-5)		1	1	1	1
	Forgery, Counterfeit (35-43-5-2)		-	1	-	1
	Fraud (35-43-5-4)		1	2	1	2
	Identity Deception (35-43-5-3.5)		2	-	2	-
	Intimidation (35-45-2-1)		-	1	-	1
	Invasion of Privacy (35-46-1-15.1)		1	-	1	-
	Maintaining a Common Nuisance (35-48-4-13)		2	4	2	4
	Neglect of a Dependent (35-46-1-4)		-	1	-	1
	Non-Support of a Child (35-46-1-5)		-	11	-	11
	Operating Vehicle Intox-Prior (9-30-5-3)		-	7	-	7
	Operating Vehicle Intoxicated-Endanger (9-30-5-2)		2	1	2	1
	Operating Vehicle Intoxicated-Serious Injury (9-30-5-4)		-	1	-	1
	Poss. of Marijuana, Hash Oil, or Hashish (35-48-4-11)		-	3	-	3
	Possession - Syringe/Needle (16-42-19-18)		2	-	2	-
	Possession of Cocaine or Narcotic Drug (35-48-4-6)		1	1	1	1
	Possession of Controlled Substance (35-48-4-7)		1	4	1	4
	Possession of Methamphetamine (35-48-4-6.1)		2	4	2	4
	Possession of Precursors (35-48-4-14.5)		1	3	1	3
	Residential Entry (35-43-2-1.5)		1	2	1	2
	Resisting Law Enforcement (35-44-3-3)		-	8	-	8
	Strangulation (35-42-2-9)		-	1	-	1
	Theft, Receiving Stolen Property (35-43-4-2)		7	30	7	30
D Felony Total			24	102	24	102

Felony Level	Primary Offense	Secondary Offense	Jan-17		This Calendar Year	
			SEX		SEX	
			F	M	F	M
Level 1 Felony	Attempt to Commit a Felony (35-41-5-1)	Murder (35-42-1-1)	-	2	-	2
	Child Molesting (35-42-4-3)		-	10	-	10
	Conspiracy (35-41-5-2)	F103	1	-	1	-
	Neglect of a Dependent/Death (35-46-1-4)		1	-	1	-
<b>Level 1 Felony Total</b>			<b>2</b>	<b>12</b>	<b>2</b>	<b>12</b>

Felony Level	Primary Offense	Secondary Offense	Jan-17		This Calendar Year	
			SEX		SEX	
			F	M	F	M
Level 2 Felony	Aiding, Inducing or Causing an Offense (35-41-2-4)	Robbery (35-42-5-1)	-	2	-	2
	Attempt to Commit a Felony (35-41-5-1)	Robbery (35-42-5-1)	-	1	-	1
	Burglary (35-43-2-1)		-	1	-	1
	Conspiracy (35-41-5-2)	Robbery (35-42-5-1)	-	1	-	1
	Dealing Cocaine or Narcotic Drug (35-48-4-1)		-	7	-	7
	Dealing Methamphetamine (35-48-4-1.1)		5	11	5	11
	Kidnapping (35-42-3-2)		-	1	-	1
	Robbery (35-42-5-1)		-	4	-	4
<b>Level 2 Felony Total</b>			<b>5</b>	<b>28</b>	<b>5</b>	<b>28</b>

Felony Level	Primary Offense	Secondary Offense	Jan-17		This Calendar Year	
			SEX		SEX	
			F	M	F	M
Level 3 Felony	Accident/Failure to Stop-Serious Inj/Death (9-26-1-1.1)		1	1	1	1
	Aggravated Battery (35-42-2-1.5)		-	2	-	2
	Aiding, Inducing or Causing an Offense (35-41-2-4)	Robbery (35-42-5-1)	-	2	-	2
	Attempt to Commit a Felony (35-41-5-1)	Robbery (35-42-5-1)	-	2	-	2
	Battery (35-42-2-1)		-	1	-	1
	Child Molesting (35-42-4-3)		-	1	-	1
	Conspiracy (35-41-5-2)	Robbery (35-42-5-1)	2	2	2	2
	Criminal Confinement (35-42-3-3)		-	2	-	2
	Dealing Cocaine or Narcotic Drug (35-48-4-1)		-	3	-	3
	Dealing Methamphetamine (35-48-4-1.1)		4	7	4	7
	Dealing Sched I, II, or III Cntrl'd Sub (35-48-4-2)		-	2	-	2
	Dealing Sched IV Cntrl'd Sub (35-48-4-3)		-	1	-	1
	Human Sexual Trafficking (35-42-3.5-1)		1	-	1	-
	Neglect of a Dependent/Death (35-46-1-4)		1	-	1	-
	Possession of Cocaine or Narcotic Drug (35-48-4-6)		1	1	1	1
	Possession of Methamphetamine (35-48-4-6.1)		2	2	2	2
	Rape (35-42-4-1)		-	2	-	2
	Robbery (35-42-5-1)		3	25	3	25
<b>Level 3 Felony Total</b>			<b>15</b>	<b>56</b>	<b>15</b>	<b>56</b>

Felony Level	Primary Offense	Secondary Offense	Jan-17		This Calendar Year	
			SEX		SEX	
			F	M	F	M
Level 4 Felony	Aiding, Inducing or Causing an Offense (35-41-2-4)	Child Molesting (35-42-4-3)	-	2	-	2
		Dealing Methamphetamine (35-48-4-1.1)	2	-	2	-
	Arson (35-43-1-1)		-	1	-	1
	Attempt to Commit a Felony (35-41-5-1)	BURGLARY (35-43-2-1)	1	1	1	1
		Child Molesting (35-42-4-3)	-	1	-	1
	BURGLARY (35-43-2-1)		9	20	9	20
	Child Molesting (35-42-4-3)		-	13	-	13
	Conspiracy (35-41-5-2)	BURGLARY (35-43-2-1)	1	-	1	-
		Dealing Cocaine or Narcotic Drug (35-48-4-1)	-	1	-	1
	Dealing Cocaine or Narcotic Drug (35-48-4-1)		6	11	6	11
	Dealing Methamphetamine (35-48-4-1.1)		2	17	2	17
	Dealing Sched I, II, or III Cntrld Sub (35-48-4-2)		1	3	1	3
	Dealing Sched IV Controlled Substance (35-48-4-3)		-	1	-	1
	Felon in Possession of a Firearm (35-47-4-5)		1	15	1	15
	Possession of Cocaine or Narcotic Drug (35-48-4-6)		1	-	1	-
	Possession of Methamphetamine (35-48-4-6.1)		1	2	1	2
	Promoting Prostitution, under 18 (35-45-4-4)		-	1	-	1
Sexual Misconduct with a Minor (35-42-4-9)		1	12	1	12	
<b>Level 4 Felony Total</b>			<b>26</b>	<b>101</b>	<b>26</b>	<b>101</b>

Felony Level	Primary Offense	Secondary Offense	Jan-17		This Calendar Year	
			SEX		SEX	
			F	M	F	M
Level 5 Felony	ASSISTING A CRIMINAL (35-44.1-2-5)		-	1	-	1
	Aiding, Inducing or Causing an Offense (35-41-2-4)	ESCAPE (35-44.1-3-4)	1	-	1	-
		TRAFFICKING WITH AN INMATE (35-44.1-3-5)	-	1	-	1
	Attempt to Commit a Felony (35-41-5-1)	BURGLARY (35-43-2-1)	-	1	-	1
		DEALING IN METHAMPHETAMINE (35-48-4-1)	1	1	1	1
	BATTERY (35-42-2-1)		7	25	7	25
	BURGLARY (35-43-2-1)		3	30	3	30
	CRIMINAL CONFINEMENT (35-42-3-3)		-	5	-	5
	Child Exploitation (35-42-4-4)		-	1	-	1
	Child Solicitation (35-42-4-6)		-	3	-	3
	Conspiracy (35-41-5-2)	BURGLARY (35-43-2-1)	-	4	-	4
		DEALING IN METHAMPHETAMINE (35-48-4-1)	1	-	1	-
		Dealing Cocaine or Narcotic Drug (35-48-4-1)	-	3	-	3
		Dealing Marijuana, Hash Oil, or Hashish (35-48-4-1)	-	1	-	1
		Intimidation (35-45-2-1)	1	-	1	-
	Controlled Substance Registration (35-48-4-14)		-	1	-	1
	Corrupt Business Influence (35-45-6-2)		2	2	2	2
	Criminal Recklessness (35-42-2-2)		-	1	-	1
	DEALING IN METHAMPHETAMINE (35-48-4-1.1)		5	28	5	28
	Dealing Cocaine or Narcotic Drug (35-48-4-1)		6	22	6	22
	Dealing Methamphetamine (35-48-4-1.1)		3	13	3	13
	Dealing Sched I, II, or III Cntrld Sub (35-48-4-2)		-	1	-	1
	Dealing Sched IV Cntrld Sub (35-48-4-3)		-	1	-	1
	Dealing/Poss. Look-Alike Subs (35-48-4-4.6)		1	3	1	3
	Disarm/Attempt to Disarm an Officer (35-44.1-3-2)		-	2	-	2
	Domestic Battery (35-42-2-1.3)		1	3	1	3
	ESCAPE (35-44.1-3-4)		-	1	-	1
	Failure to Register as a Sex Offender (11-8-8-17)		-	5	-	5
	Firearm w/in One Mile of School (35-47-2-1)		1	33	1	33
	Fraud on Financial Institution (35-43-5-8)		2	2	2	2
	Intimidation (35-45-2-1)		2	8	2	8
	Kidnapping (35-42-3-2)		-	1	-	1
	Neglect of a Dependent/Death (35-46-1-4)		2	-	2	-
Non-Support of Dependent Child (35-46-1-5)		-	1	-	1	

Felony Level	Primary Offense	Secondary Offense	Jan-17		This Calendar Year	
			SEX		SEX	
			F	M	F	M
Level 5 Felony	OP VEH AFT LIFE SUSP (9-30-10-17)		-	21	-	21
Cont.		Habitual Offender Controlled Substance (35-50-2-1)	-	1	-	1
	Obliterating Handgun I.D. (35-47-2-18)		-	2	-	2
	Operating Vehicle Intoxicated-Contrld Sub (9-30-5-1)		-	1	-	1
	Operating Vehicle Intoxicated/Death (9-30-5-5)		-	1	-	1
	POSSESSION OF SYRINGES OR NEEDLES 16-42-19-18		1	1	1	1
	Possession OF Dangerous Device (35-44.1-3-7)		-	2	-	2
	Possession of Cocaine or Narcotic Drug 35-48-4-6		1	7	1	7
	Promoting Prostitution (35-45-4-4)		-	2	-	2
	Reckless Homicide (35-42-1-5)		-	3	-	3
	Robbery (35-42-5-1)		-	12	-	12
	Sexual Misconduct with a Minor (35-42-4-9)		-	3	-	3
	TRAFFICKING WITH AN INMATE (35-44.1-3-5)		1	1	1	1
Level 5 Felony Total			42	261	42	261

Felony Level	Primary Offense	Secondary Offense	Jan-17		This Calendar Year	
			SEX		SEX	
			F	M	F	M
Level 6 Felony	AIDING IN MANUFACTURE OF SCH II CONT SUB (35-48-4-2)		-	1	-	1
	Accident/Failure to Stop-Serious Inj/Death (9-26-1-8)		-	1	-	1
	Aiding, Inducing or Causing an Offense (35-41-2-4)	Maintaining Common Nuisance (35-48-4-13)	1	-	1	-
		RESIDENTIAL ENTRY (35-43-2-1.5)	-	1	-	1
	Assisting a Criminal (35-44.1-2-5)		-	1	-	1
	Auto Theft, Receiving Stolen Parts (35-43-4-2.5)		2	14	2	14
	BATTERY 35-42-2-1		2	8	2	8
	CRIMINAL CONFINEMENT (35-42-3-3)		-	7	-	7
	CRIMINAL RECKLESSNES (35-42-2-2)		-	4	-	4
	Check Fraud (35-43-5-12)		-	1	-	1
	Criminal Confinement (35-42-3-3)		-	1	-	1
	DUMPING CONTROLLED SUBSTANCE WASTE (35-48-4-4.1)		-	1	-	1
	Dealing Counterfeit Substance (35-48-4-5)		-	1	-	1
	Dealing Marijuana, Hash Oil, or Hashish (35-48-4-10)		1	2	1	2
	Dealing Sched I, II, or III Cntrl Sub (35-48-4-2(A))		-	1	-	1
	Dealing Sched IV Cntrl Sub (35-48-4-3)		-	1	-	1
	Dealing/Poss. Look-Alike Subs (35-48-4-10.5)		1	-	1	-
	ESCAPE 35-44.1-3-4		3	15	3	15
	FAIL TO REGR SEX OFF (11-8-8-17)		-	4	-	4
	FAILURE TO APPEAR (35-44.1-2-9)		-	2	-	2
	FORGERY,COUNTERFEITING,APPLICATION FRAUD (35-43-5-2)		1	1	1	1
	INTIMIDATION (35-45-2-1)		-	5	-	5
	INVASION OF PRIVACY (35-46-1-15.1)		-	8	-	8
	Identity Deception (35-43-5-3.5)		-	4	-	4
	Insurance Fraud (35-43-5-4.5)		-	2	-	2
	Maintaining Common Nuisance (35-48-4-13)		3	4	3	4
	Neglect of a Dependent/Death (35-46-1-4)		1	3	1	3
	Non-Support of Dependent Child (35-46-1-5)		1	1	1	1
	OPER VEHICLE - INTOX - PREV CONVICTION (9-30-5-3)		-	4	-	4
	Obstruction of Justice (35-44.1-2-2)		-	2	-	2
	Operating Vehicle Intoxicated-Contrld Sub (9-30-5-1)		2	1	2	1
	Operating Vehicle Intoxicated-Endanger (9-30-5-2)		2	4	2	4
	Operating Vehicle-Habitual Violation (9-30-10-16)		2	2	2	2
	POSSESS PRECURSORS (35-48-4-14.5)		-	1	-	1

Felony Level	Primary Offense	Secondary Offense	Jan-17		This Calendar Year	
			SEX		SEX	
			F	M	F	M
Level 6 Felony	POSSESSION OF SYRINGES OR NEEDLES (16-42-19-18)		1	8	1	8
Cont.	POSSESSION OR USE OF LEGEND DRUG (16-42-19-13)		2	2	2	2
	PROSTITUTION (35-45-4-2)		2	-	2	-
	Pointing a Firearm (35-47-4-3)		-	1	-	1
	Possession of Cocaine or Narcotic Drug (35-48-4-6)		2	7	2	7
	Possession of Methamphetamine (35-48-4-6.1)		4	8	4	8
	RESIDENTIAL ENTRY (35-43-2-1.5)		1	4	1	4
	RESISTING LAW ENFORC (35-44.1-3-1)		1	19	1	19
	Sexual Battery (35-42-4-8)		-	1	-	1
	Strangulation (35-42-2-9)		-	6	-	6
	Theft, Receiving Stolen Property (35-43-4-2)		7	24	7	24
<b>Level 6 Felony Total</b>			<b>42</b>	<b>188</b>	<b>42</b>	<b>188</b>

Felony Level	Primary Offense	Secondary Offense	Jan-17		This Calendar Year	
			SEX		SEX	
			F	M	F	M
	Habitual Offender (35-50-2-8)		-	1	-	1
	Habitual Offender Controlled Substance (35-50-2-10)		1	4	1	4
<b>Habitual Off Total</b>			<b>1</b>	<b>5</b>	<b>1</b>	<b>5</b>

			Jan-17		This Calendar Year	
			SEX		SEX	
			F	M	F	M
<b>Grand Total</b>			<b>190</b>	<b>963</b>	<b>190</b>	<b>963</b>

Note: Offense data may not be available for all offenders at the time this table was prepared.

Only new commitments and probation violations are reported on this table.

Parole and Community Transition Program violators are excluded on this table.

Source: SAS - all.citations\_mso.pgm

Indiana Department of Correction  
 Table 12  
 Number of New Admissions by Most Serious Offense  
 Committed to the Indiana Department of Correction

January 2017

Felony Level	Primary Offense	Secondary Offense	Jan-17		This Calendar Year	
			SEX		SEX	
			F	M	F	M
A Felony	Child Molesting (35-42-4-3)		-	8	-	8
	Dealing Cocaine or Narcotic Drug (35-48-4-1)		1	4	1	4
	Dealing Sched I, II, or III Cntrld Sub (35-48-4-2)		-	1	-	1
	Voluntary Manslaughter (35-42-1-3)		1	-	1	-
<b>A Felony Total</b>			<b>2</b>	<b>13</b>	<b>2</b>	<b>13</b>

Felony Level	Primary Offense	Secondary Offense	Jan-17		This Calendar Year	
			SEX		SEX	
			F	M	F	M
B Felony	Aggravated Battery (35-42-2-1.5)		-	1	-	1
	Arson (35-43-1-1)		-	1	-	1
	Battery (35-42-2-1)		-	1	-	1
	Burglary (35-43-2-1)		2	19	2	19
	Child Molesting (35-42-4-3)		-	5	-	5
	Criminal Confinement (35-42-3-3)		-	2	-	2
	Dealing Cocaine or Narcotic Drug (35-48-4-1)		4	16	4	16
	Dealing Methamphetamine (35-48-4-1.1)		4	10	4	10
	Dealing Sched I, II, or III Cntrld Sub (35-48-4-2)		4	9	4	9
	Felon in Possession of a Firearm (35-47-4-5)		-	3	-	3
	Possession Methamphetamine (35-48-4-6.1)		1	1	1	1
	Rape (35-42-4-1)		-	1	-	1
	Robbery (35-42-5-1)		-	14	-	14
Sexual Misconduct with a Minor (35-42-4-9)		-	5	-	5	
<b>B Felony Total</b>			<b>15</b>	<b>88</b>	<b>15</b>	<b>88</b>

Felony Level	Primary Offense	Secondary Offense	Jan-17		This Calendar Year	
			SEX		SEX	
			F	M	F	M
C Felony	Assisting a Criminal (35-44-3-2)		-	1	-	1
	Battery (35-42-2-1)		-	6	-	6
	Battery by Bodily Waste (35-42-2-6)		1	-	1	-
	Burglary (35-43-2-1)		1	12	1	12
	Carrying Handgun w/o License (35-47-2-23)		-	2	-	2
	Child Exploitation (35-42-4-4)		-	1	-	1
	Child Molesting (35-42-4-3)		-	6	-	6
	Corrupt Business Influence (35-45-6-2)		-	1	-	1
	Criminal Confinement (35-42-3-3)		-	1	-	1
	Criminal Recklessness (35-42-2-2)		-	2	-	2
	Forgery (35-43-5-2)		5	8	5	8
	Fraud on Financial Institution (35-43-5-8)		3	-	3	-
	Intimidation (35-45-2-1)		-	1	-	1
	Neglect of a Dependent (35-46-1-4)		-	2	-	2
	Non-Support of Dependent Child (35-46-1-5)		1	5	1	5
	Operating Vehicle w/Lifetime Suspension (9-30-10-17)		-	1	-	1
	Possession Methamphetamine (35-48-4-6.1)		1	1	1	1
	Possession of Cocaine or Narcotic Drug (35-48-4-6)		-	2	-	2
	Reckless Homicide (35-42-1-5)		-	2	-	2
	Robbery (35-42-5-1)		1	3	1	3
	Security Fraud (23-19-5-1)		-	1	-	1
	Sexual Misconduct with a Minor (35-42-4-9)		-	1	-	1
	Trafficking with an Inmate (35-44-3-9)		1	-	1	-
<b>C Felony Total</b>			<b>14</b>	<b>59</b>	<b>14</b>	<b>59</b>



Felony Level	Primary Offense	Secondary Offense	Jan-17		This Calendar Year	
			SEX		SEX	
			F	M	F	M
D Felony	Auto Theft, Receiving Stolen Parts (35-43-4-2.5)		-	1	-	1
	Battery by Bodily Waste (35-42-2-6)		-	1	-	1
	Criminal Confinement (35-42-3-3)		-	2	-	2
	Dealing Subs. Represent as Cntrl'd Subs. (35-48-4-4.5)		-	1	-	1
	Failure to Register as a Sex Offender (11-8-8-17)		-	1	-	1
	Forgery, Counterfeit (35-43-5-2)		-	1	-	1
	Identity Deception (35-43-5-3.5)		1	-	1	-
	Intimidation (35-45-2-1)		-	1	-	1
	Invasion of Privacy (35-46-1-15.1)		1	-	1	-
	Maintaining a Common Nuisance (35-48-4-13)		1	1	1	1
	Non-Support of a Child (35-46-1-5)		-	8	-	8
	Operating Vehicle Intox-Prior (9-30-5-3)		-	6	-	6
	Operating Vehicle Intoxicated-Endanger (9-30-5-2)		1	1	1	1
	Operating Vehicle Intoxicated-Serious Injury (9-30-5-4)		-	1	-	1
	Poss. of Marijuana, Hash Oil, or Hashish (35-48-4-11)		-	1	-	1
	Possession of Cocaine or Narcotic Drug (35-48-4-6)		1	1	1	1
	Possession of Controlled Substance (35-48-4-7)		1	3	1	3
	Possession of Methamphetamine (35-48-4-6.1)		1	1	1	1
	Resisting Law Enforcement (35-44-3-3)		-	2	-	2
	Theft, Receiving Stolen Property (35-43-4-2)		3	13	3	13
D Felony Total			10	46	10	46

Felony Level	Primary Offense	Secondary Offense	Jan-17		This Calendar Year	
			SEX		SEX	
			F	M	F	M
Level 1 Felony	Attempt to Commit a Felony (35-41-5-1)	Murder (35-42-1-1)	-	2	-	2
	Child Molesting (35-42-4-3)		-	5	-	5
	Conspiracy (35-41-5-2)	F103	1	-	1	-
	Neglect of a Dependent/Death (35-46-1-4)		1	-	1	-
<b>Level 1 Felony Total</b>			<b>2</b>	<b>7</b>	<b>2</b>	<b>7</b>

Felony Level	Primary Offense	Secondary Offense	Jan-17		This Calendar Year	
			SEX		SEX	
			F	M	F	M
Level 2 Felony	Aiding, Inducing or Causing an Offense (35-41-2-4)	Robbery (35-42-5-1)	-	1	-	1
	Attempt to Commit a Felony (35-41-5-1)	Robbery (35-42-5-1)	-	1	-	1
	Burglary (35-43-2-1)		-	1	-	1
	Conspiracy (35-41-5-2)	Robbery (35-42-5-1)	-	1	-	1
	Dealing Cocaine or Narcotic Drug (35-48-4-1)		-	6	-	6
	Dealing Methamphetamine (35-48-4-1.1)		5	11	5	11
	Kidnapping (35-42-3-2)		-	1	-	1
	Robbery (35-42-5-1)		-	4	-	4
<b>Level 2 Felony Total</b>			<b>5</b>	<b>26</b>	<b>5</b>	<b>26</b>

Felony Level	Primary Offense	Secondary Offense	Jan-17		This Calendar Year	
			SEX		SEX	
			F	M	F	M
Level 3 Felony	Accident/Failure to Stop-Serious Inj/Death (9-26-1-1.1)		1	1	1	1
	Aggravated Battery (35-42-2-1.5)		-	2	-	2
	Aiding, Inducing or Causing an Offense (35-41-2-4)	Robbery (35-42-5-1)	-	2	-	2
	Attempt to Commit a Felony (35-41-5-1)	Robbery (35-42-5-1)	-	1	-	1
	Battery (35-42-2-1)		-	1	-	1
	Child Molesting (35-42-4-3)		-	1	-	1
	Conspiracy (35-41-5-2)	Robbery (35-42-5-1)	2	1	2	1
	Criminal Confinement (35-42-3-3)		-	1	-	1
	Dealing Cocaine or Narcotic Drug (35-48-4-1)		-	3	-	3
	Dealing Methamphetamine (35-48-4-1.1)		1	5	1	5
	Dealing Sched I, II, or III Cntrld Sub (35-48-4-2)		-	2	-	2
	Dealing Sched IV Cntrld Sub (35-48-4-3)		-	1	-	1
	Human Sexual Trafficking (35-42-3.5-1)		1	-	1	-
	Neglect of a Dependent/Death (35-46-1-4)		1	-	1	-
	Possession of Cocaine or Narcotic Drug (35-48-4-6)		1	1	1	1
	Possession of Methamphetamine (35-48-4-6.1)		1	1	1	1
	Rape (35-42-4-1)		-	2	-	2
	Robbery (35-42-5-1)		3	20	3	20
<b>Level 3 Felony Total</b>			<b>11</b>	<b>45</b>	<b>11</b>	<b>45</b>

Felony Level	Primary Offense	Secondary Offense	Jan-17		This Calendar Year	
			SEX		SEX	
			F	M	F	M
Level 4 Felony	Aiding, Inducing or Causing an Offense (35-41-2-4)	Dealing Methamphetamine (35-48-4-1.1)	2	-	2	-
	Arson (35-43-1-1)		-	1	-	1
	Attempt to Commit a Felony (35-41-5-1)	BURGLARY (35-43-2-1)	1	1	1	1
	BURGLARY (35-43-2-1)		7	20	7	20
	Child Molesting (35-42-4-3)		-	9	-	9
	Conspiracy (35-41-5-2)	Dealing Cocaine or Narcotic Drug (35-48-4-1)	-	1	-	1
	Dealing Cocaine or Narcotic Drug (35-48-4-1)		3	10	3	10
	Dealing Methamphetamine (35-48-4-1.1)		2	12	2	12
	Dealing Sched I, II, or III Cntrld Sub (35-48-4-2)		1	2	1	2
	Dealing Sched IV Controlled Substance (35-48-4-3)		-	1	-	1
	Felon in Possession of a Firearm (35-47-4-5)		1	12	1	12
	Possession of Cocaine or Narcotic Drug (35-48-4-6)		1	-	1	-
	Possession of Methamphetamine (35-48-4-6.1)		1	2	1	2
	Promoting Prostitution, under 18 (35-45-4-4)		-	1	-	1
	Sexual Misconduct with a Minor (35-42-4-9)		1	6	1	6
<b>Level 4 Felony Total</b>			<b>20</b>	<b>78</b>	<b>20</b>	<b>78</b>

Felony Level	Primary Offense	Secondary Offense	Jan-17		This Calendar Year	
			SEX		SEX	
			F	M	F	M
Level 5 Felony	ASSISTING A CRIMINAL (35-44.1-2-5)		-	1	-	1
	Aiding, Inducing or Causing an Offense (35-41-2-4)	ESCAPE (35-44.1-3-4)	1	-	1	-
		TRAFFICKING WITH AN INMATE (35-44.1-3-5)	-	1	-	1
	Attempt to Commit a Felony (35-41-5-1)	BURGLARY (35-43-2-1)	-	1	-	1
		DEALING IN METHAMPHETAMINE (35-48-4-1)	1	-	1	-
	BATTERY (35-42-2-1)		6	21	6	21
	BURGLARY (35-43-2-1)		3	28	3	28
	CRIMINAL CONFINEMENT (35-42-3-3)		-	5	-	5
	Child Exploitation (35-42-4-4)		-	1	-	1
	Child Solicitation (35-42-4-6)		-	2	-	2
	Conspiracy (35-41-5-2)	BURGLARY (35-43-2-1)	-	1	-	1
		Dealing Marijuana, Hash Oil, or Hashish (35-48-4-1)	-	1	-	1
	Controlled Substance Registration (35-48-4-14)		-	1	-	1
	Corrupt Business Influence (35-45-6-2)		2	1	2	1
	Criminal Recklessness (35-42-2-2)		-	1	-	1
	DEALING IN METHAMPHETAMINE (35-48-4-1.1)		4	27	4	27
	Dealing Cocaine or Narcotic Drug (35-48-4-1)		4	13	4	13
	Dealing Methamphetamine (35-48-4-1.1)		3	11	3	11
	Dealing Sched I, II, or III Cntrld Sub (35-48-4-2)		-	1	-	1
	Dealing Sched IV Cntrld Sub (35-48-4-3)		-	1	-	1
	Dealing/Poss. Look-Alike Subs (35-48-4-4.6)		1	3	1	3
	Disarm/Attempt to Disarm an Officer (35-44.1-3-2)		-	1	-	1
	Domestic Battery (35-42-2-1.3)		1	2	1	2
	ESCAPE (35-44.1-3-4)		-	1	-	1
	Failure to Register as a Sex Offender (11-8-8-17)		-	4	-	4
	Firearm w/in One Mile of School (35-47-2-1)		1	28	1	28
	Fraud on Financial Institution (35-43-5-8)		1	2	1	2
	Intimidation (35-45-2-1)		1	7	1	7
	Kidnapping (35-42-3-2)		-	1	-	1
	Non-Support of Dependent Child (35-46-1-5)		-	1	-	1
	OP VEH AFT LIFE SUSP (9-30-10-17)		-	17	-	17
		Habitual Offender Controlled Substance (35-50-2-1)	-	1	-	1
	Obliterating Handgun I.D. (35-47-2-18)		-	1	-	1
	Operating Vehicle Intoxicated-Contrlld Sub (9-30-5-1)		-	1	-	1
	Operating Vehicle Intoxicated/Death (9-30-5-5)		-	1	-	1
	POSSESSION OF SYRINGES OR NEEDLES 16-42-19-18		1	1	1	1
	Possession OF Dangerous Device (35-44.1-3-7)		-	2	-	2
	Possession of Cocaine or Narcotic Drug 35-48-4-6		1	5	1	5

Felony Level	Primary Offense	Secondary Offense	Jan-17		This Calendar Year	
			SEX		SEX	
			F	M	F	M
Level 5 Felony	Promoting Prostitution (35-45-4-4)		-	2	-	2
Cont.	Reckless Homicide (35-42-1-5)		-	3	-	3
	Robbery (35-42-5-1)		-	10	-	10
	Sexual Misconduct with a Minor (35-42-4-9)		-	2	-	2
	TRAFFICKING WITH AN INMATE (35-44.1-3-5)		1	-	1	-
<b>Level 5 Felony Total</b>			<b>32</b>	<b>214</b>	<b>32</b>	<b>214</b>

Felony Level	Primary Offense	Secondary Offense	Jan-17		This Calendar Year	
			SEX		SEX	
			F	M	F	M
Level 6 Felony	Aiding, Inducing or Causing an Offense (35-41-2-4)	Maintaining Common Nuisance (35-48-4-13)	1	-	1	-
	Auto Theft, Receiving Stolen Parts (35-43-4-2.5)		-	5	-	5
	CRIMINAL CONFINEMENT (35-42-3-3)		-	1	-	1
	CRIMINAL RECKLESSNES (35-42-2-2)		-	2	-	2
	Criminal Confinement (35-42-3-3)		-	1	-	1
	ESCAPE 35-44.1-3-4		1	1	1	1
	FAIL TO REGR SEX OFF (11-8-8-17)		-	1	-	1
	INTIMIDATION (35-45-2-1)		-	2	-	2
	INVASION OF PRIVACY (35-46-1-15.1)		-	1	-	1
	Identity Deception (35-43-5-3.5)		-	1	-	1
	Insurance Fraud (35-43-5-4.5)		-	2	-	2
	Maintaining Common Nuisance (35-48-4-13)		2	3	2	3
	OPER VEHICLE - INTOX - PREV CONVICTION (9-30-5-3)		-	2	-	2
	Operating Vehicle Intoxicated-Contrlld Sub (9-30-5-1)		1	-	1	-
	Operating Vehicle Intoxicated-Endanger (9-30-5-2)		1	3	1	3
	POSSESSION OF SYRINGES OR NEEDLES (16-42-19-18)		-	2	-	2
	PROSTITUTION (35-45-4-2)		1	-	1	-
	Possession of Cocaine or Narcotic Drug (35-48-4-6)		1	3	1	3
	Possession of Methamphetamine (35-48-4-6.1)		2	5	2	5
	RESIDENTIAL ENTRY (35-43-2-1.5)		-	3	-	3
	RESISTING LAW ENFORC (35-44.1-3-1)		-	3	-	3
	Strangulation (35-42-2-9)		-	3	-	3
	Theft, Receiving Stolen Property (35-43-4-2)		3	11	3	11
<b>Level 6 Felony Total</b>			<b>13</b>	<b>55</b>	<b>13</b>	<b>55</b>

Felony Level	Primary Offense	Secondary Offense	Jan-17		This Calendar Year	
			SEX		SEX	
			F	M	F	M
Habitual Off	Habitual Offender Controlled Substance (35-50-2-10)		-	1	-	1
<b>Habitual Off Total</b>			-	<b>1</b>	-	<b>1</b>

Felony Level	Primary Offense	Secondary Offense	Jan-17		This Calendar Year	
			SEX		SEX	
			F	M	F	M
Murder (35-42-1-1)	Murder (35-42-1-1)		-	8	-	8
<b>Murder Total</b>			-	<b>8</b>	-	<b>8</b>

			Jan-17		This Calendar Year	
			42614		SEX	
			F	M	F	M
<b>Grand Total</b>			<b>124</b>	<b>640</b>	<b>124</b>	<b>640</b>

Note: Offense data may not be available for all offenders at the time this table was prepared.

Only new commitments and probation violations are reported on this table.

Parole and Community Transition Program violators are excluded on this table.

Source: SAS - all.citations\_mso.pgm

(16-7)

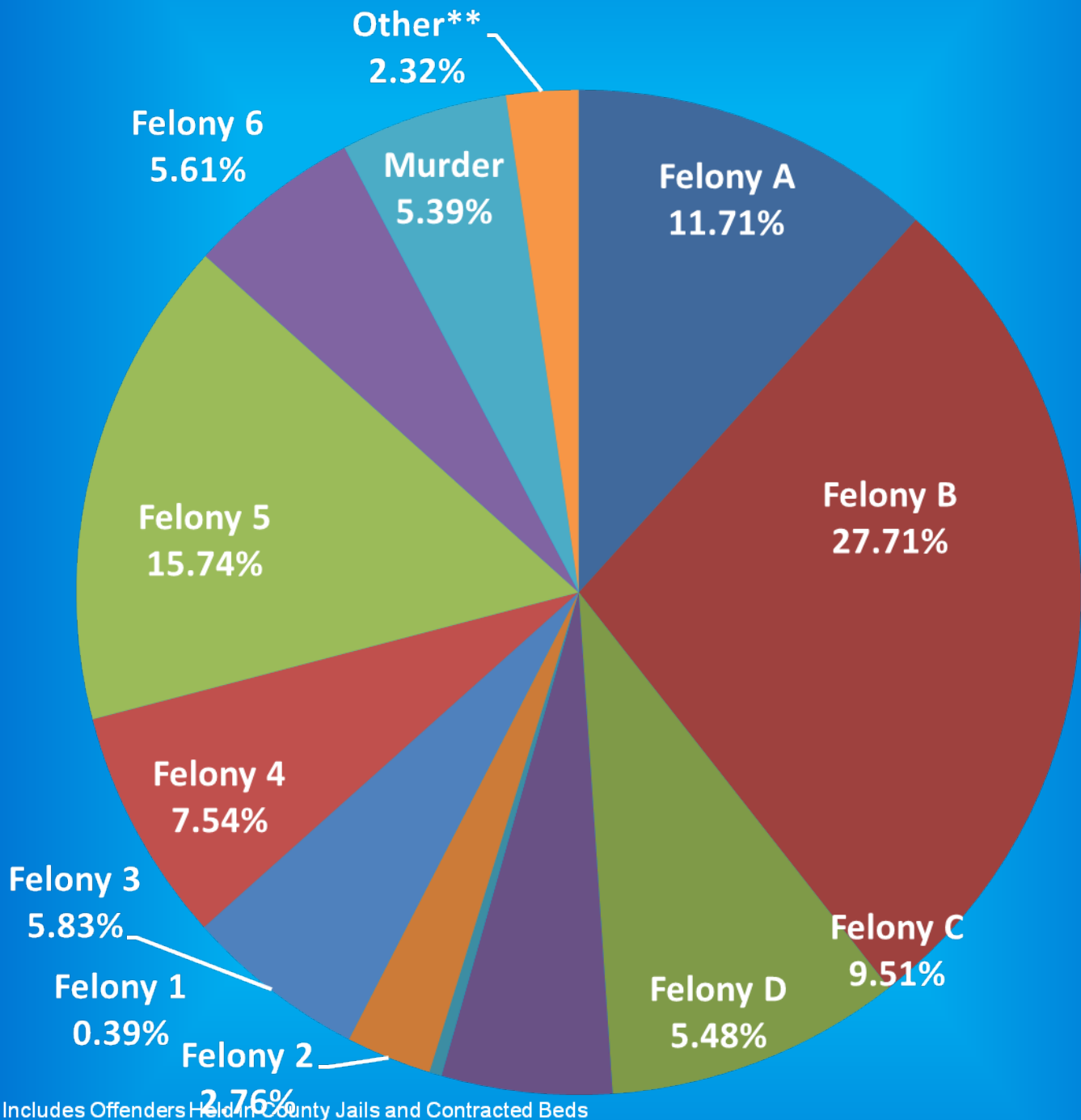
# Indiana Department of Correction

Graph A

Female Population by Most Serious Offense Felony Level\*

February 01, 2017

N = 2,213



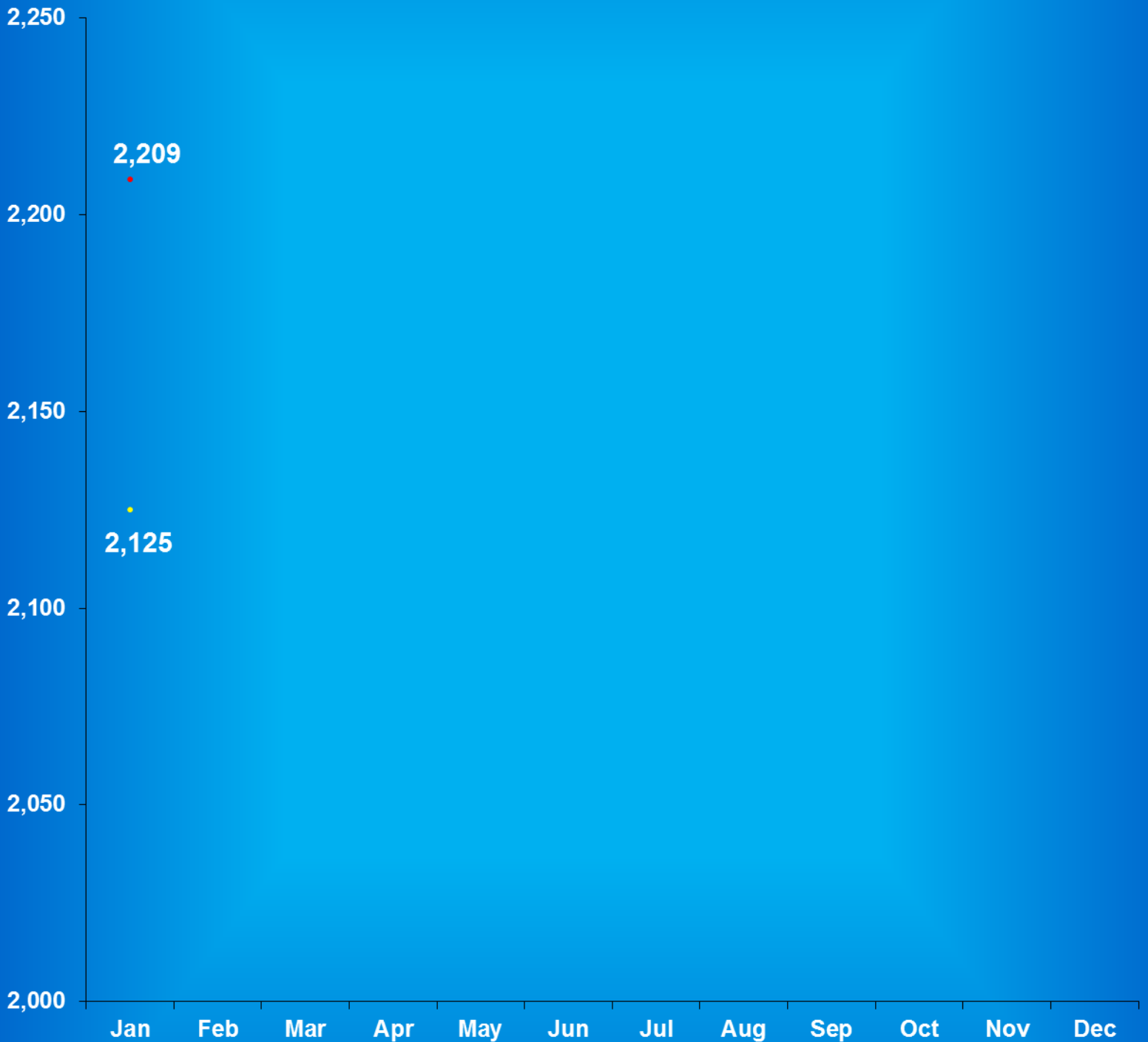
\* Includes Offenders Held in County Jails and Contracted Beds

\*\* Other includes Safekeepers, Predispositions, Habitual Offenders, Misdemeanants, and Unknowns

# Indiana Department of Correction

## Graph B

Average Daily Adult Female Offender Populations  
Calendar Year 2017



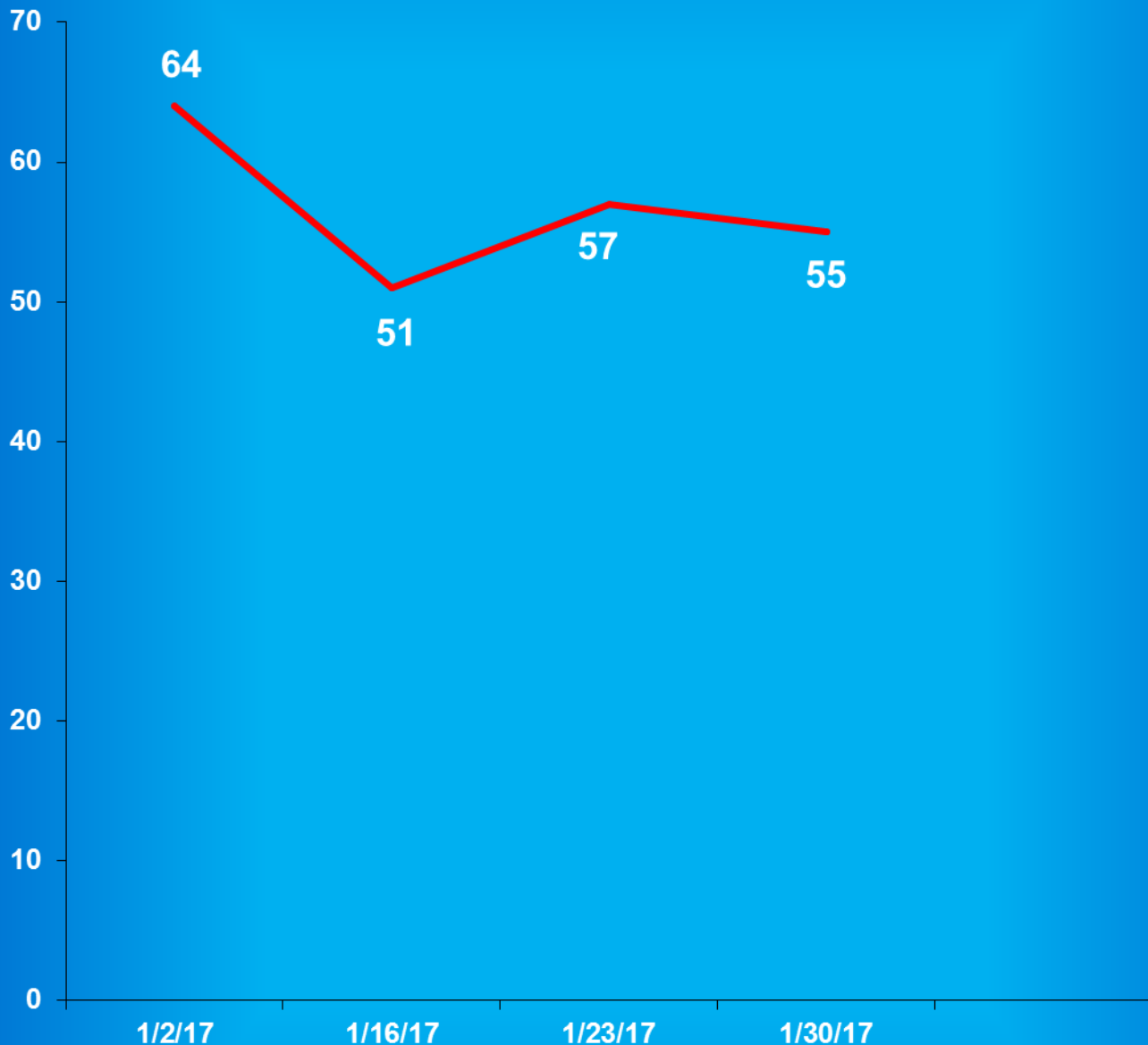
Includes County Jail/Contract Beds Excludes County Jail/Contract Beds

# Indiana Department of Correction

## Graph C

### Adult Females Held in County Jails

January 2017



- Offenders held in county jails are newly sentenced offenders with completed court documents who are awaiting transfer to a DOC facility.

- Jail counts are a dynamic number that are affected by a variety of factors, including; sentencing trends, available DOC beds, and intake process completion.



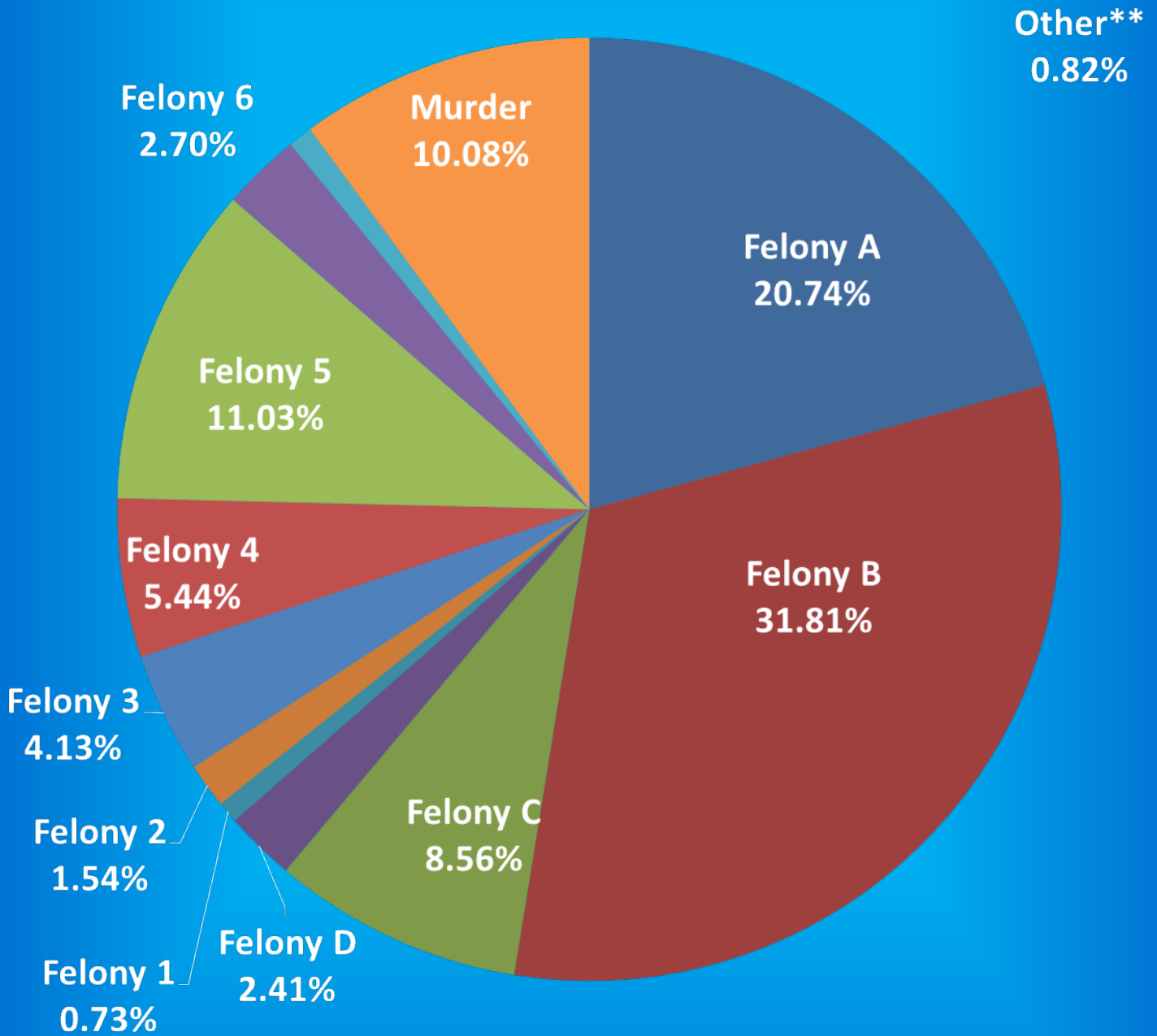
# Indiana Department of Correction

## Graph D

Male Population by Most Serious Offense Felony Level\*

February 01, 2017

N = 23,197



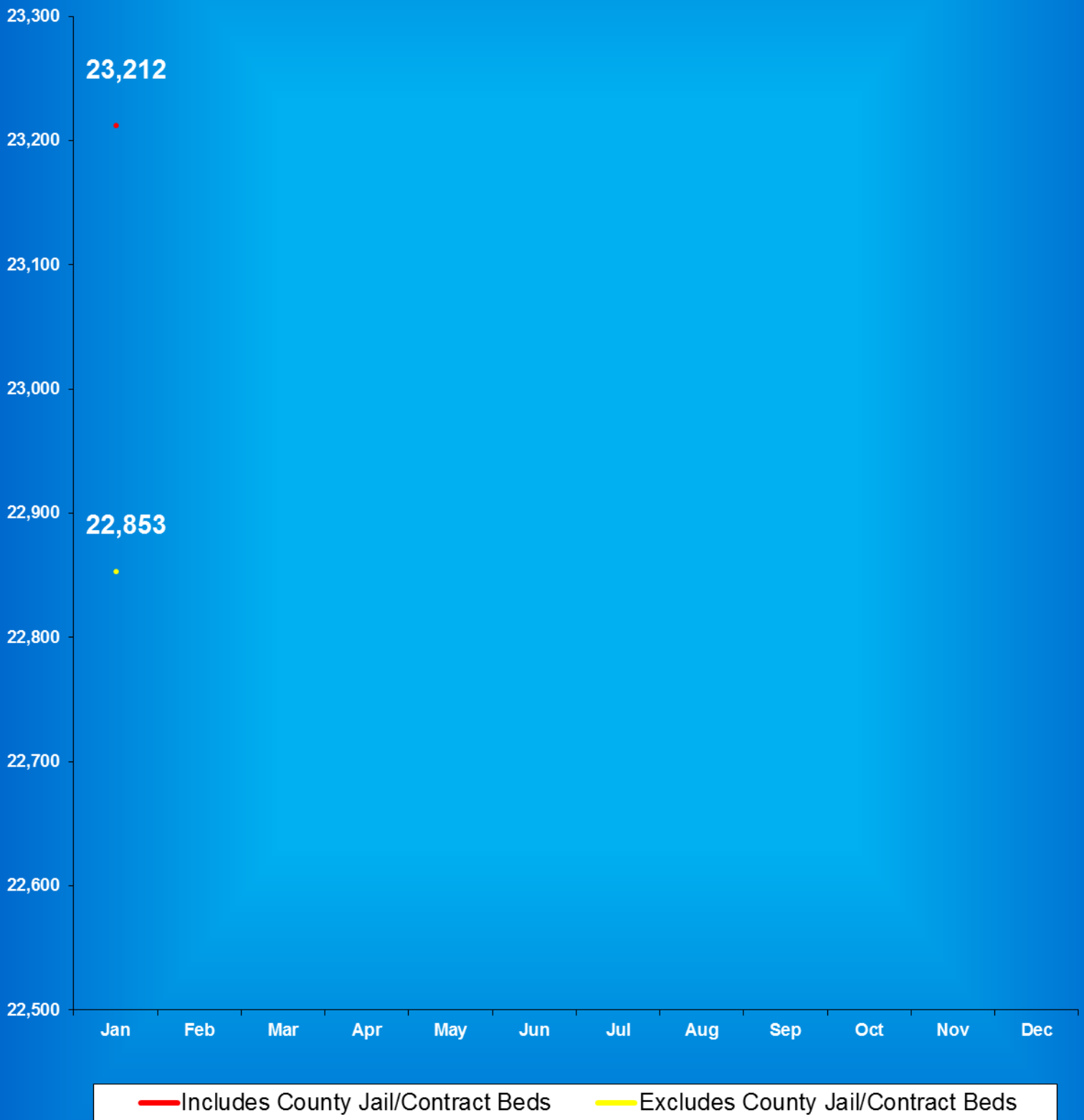
• Includes Offenders Held in County Jails and Contracted Beds

\*\* Other includes Safekeepers, Predispositions, Habitual Offenders, Misdemeanants, and Unknowns

# Indiana Department of Correction

## Graph E

### Average Daily Adult Male Offender Populations Calendar Year 2017



# Indiana Department of Correction

## Graph F

### Adult Males Held in County Jails

January 2017



- Offenders held in county jails are newly sentenced offenders with completed court documents who are awaiting transfer to a DOC facility.

- Jail counts are a dynamic number that are affected by a variety of factors, including; sentencing trends, available DOC beds, and intake process completion.



# Juvenile Offender Statistics



**Indiana Department Of Correction**  
**Table 13**  
**Monthly Facility Admissions and Releases**

**Juvenile Offenders**  
**January 2017**

**Admissions of All Juvenile Males**

<b>New Commitment</b>	<b>Re-Commitment</b>	<b>Parolee Return</b>	<b>Return From Escape</b>	<b>Diagnostics/Walk-Thrus</b>
26	20	2	0	6

**Releases of All Juvenile Males**

<b>Discharge</b>	<b>Parole</b>	<b>Escape</b>	<b>Diagnostics/Walk-Thrus</b>
47	5	0	7

**Admissions of All Juvenile Females**

<b>New Commitment</b>	<b>Re-Commitment</b>	<b>Parolee Return</b>	<b>Return From Escape</b>	<b>Diagnostics/Walk-Thrus</b>
2	1	0	0	1

**Releases of All Juvenile Females**

<b>Discharge</b>	<b>Parole</b>	<b>Escape</b>	<b>Diagnostics/Walk-Thrus</b>
7	1	0	2

Sources:  
 SAS - mnthadm4\_pgm\_tbl13.pgm  
 SAS - mnthext4\_pgm\_tbl13.pgm

**Indiana Department of Correction**

**Table 14**

**New Admissions by County of Commitment - Juveniles**

**January 2017**

County	Admission Type			County	Admission Type		
	New Commits	Re Commits	Total		New Commits	Re Commits	Total
Adams	1	0	1	Madison	0	0	0
Allen	2	1	3	Marion	4	4	8
Bartholomew	0	0	0	Marshall	0	0	0
Benton	0	1	1	Martin	0	0	0
Blackford	1	0	1	Miami	0	0	0
Boone	1	0	1	Monroe	0	0	0
Brown	0	0	0	Montgomery	1	0	1
Carroll	1	0	1	Morgan	0	0	0
Cass	0	1	1	Newton	0	0	0
Clark	1	0	1	Noble	0	0	0
Clay	0	1	1	Ohio	0	0	0
Clinton	1	0	1	Orange	0	0	0
Crawford	0	0	0	Owen	0	0	0
Daviess	0	0	0	Parke	0	0	0
Dearborn	0	0	0	Perry	0	0	0
Decatur	0	0	0	Pike	0	0	0
DeKalb	0	0	0	Porter	0	0	0
Delaware	1	0	1	Posey	0	0	0
Dubois	0	1	1	Pulaski	0	0	0
Elkhart	1	2	3	Putnam	0	0	0
Fayette	0	0	0	Randolph	0	0	0
Floyd	0	0	0	Ripley	0	1	1
Fountain	0	0	0	Rush	0	0	0
Franklin	0	0	0	St. Joseph	1	2	3
Fulton	0	0	0	Scott	0	0	0
Gibson	0	0	0	Shelby	1	1	2
Grant	0	0	0	Spencer	0	0	0
Greene	1	0	1	Starke	0	0	0
Hamilton	1	0	1	Steuben	0	0	0
Hancock	0	0	0	Sullivan	0	0	0
Harrison	0	0	0	Switzerland	0	0	0
Hendricks	0	0	0	Tippecanoe	0	0	0
Henry	0	0	0	Tipton	0	0	0
Howard	0	1	1	Union	0	0	0
Huntington	0	0	0	Vanderburgh	0	1	1
Jackson	0	0	0	Vermillion	0	0	0
Jasper	0	0	0	Vigo	1	1	2
Jay	1	0	1	Wabash	0	1	1
Jefferson	1	0	1	Warren	0	0	0
Jennings	0	0	0	Warrick	1	0	1
Johnson	0	0	0	Washington	0	0	0
Knox	0	0	0	Wayne	0	0	0
Kosciusko	2	1	3	Wells	0	0	0
LaGrange	0	0	0	White	0	0	0
Lake	2	0	2	Whitley	0	0	0
LaPorte	0	1	1	Unknown	0	0	0
Lawrence	1	0	1	<b>Totals</b>	<b>28</b>	<b>21</b>	<b>49</b>

This data is based on most serious offense and excludes parole violations.

Source: Mnthadm4\_pgm\_tbl14.pgm

**Indiana Department of Correction**

**Table 15**

**Monthly Releases by County of Commitment - Juveniles**

**January 2017**

County	Release Type			County	Release Type		
	Discharge	Parole	Total		Discharge	Parole	Total
Adams	0	0	0	Madison	1	0	1
Allen	3	1	4	Marion	13	0	13
Bartholomew	1	0	1	Marshall	0	0	0
Benton	0	0	0	Martin	0	0	0
Blackford	0	0	0	Miami	0	0	0
Boone	0	0	0	Monroe	0	0	0
Brown	0	0	0	Montgomery	1	1	2
Carroll	1	0	1	Morgan	1	0	1
Cass	1	0	1	Newton	0	0	0
Clark	1	0	1	Noble	1	0	1
Clay	0	0	0	Ohio	0	0	0
Clinton	1	0	1	Orange	0	0	0
Crawford	0	0	0	Owen	0	0	0
Daviess	0	0	0	Parke	0	0	0
Dearborn	1	0	1	Perry	0	0	0
Decatur	1	0	1	Pike	0	0	0
DeKalb	0	0	0	Porter	2	0	2
Delaware	0	0	0	Posey	0	0	0
Dubois	0	0	0	Pulaski	0	0	0
Elkhart	4	0	4	Putnam	0	0	0
Fayette	0	0	0	Randolph	0	0	0
Floyd	0	0	0	Ripley	0	0	0
Fountain	0	0	0	Rush	0	0	0
Franklin	0	0	0	St. Joseph	1	1	2
Fulton	1	1	2	Scott	0	0	0
Gibson	0	0	0	Shelby	0	0	0
Grant	0	1	1	Spencer	0	0	0
Greene	0	0	0	Starke	0	0	0
Hamilton	0	0	0	Steuben	0	0	0
Hancock	0	0	0	Sullivan	1	0	1
Harrison	0	0	0	Switzerland	0	0	0
Hendricks	1	0	1	Tippecanoe	3	0	3
Henry	0	0	0	Tipton	0	0	0
Howard	0	0	0	Union	0	0	0
Huntington	0	0	0	Vanderburgh	2	0	2
Jackson	0	0	0	Vermillion	0	0	0
Jasper	0	0	0	Vigo	1	1	2
Jay	0	0	0	Wabash	0	0	0
Jefferson	0	0	0	Warren	0	0	0
Jennings	0	0	0	Warrick	1	0	1
Johnson	0	0	0	Washington	0	0	0
Knox	2	0	2	Wayne	0	0	0
Kosciusko	2	0	2	Wells	1	0	1
LaGrange	0	0	0	White	0	0	0
Lake	4	0	4	Whitley	0	0	0
LaPorte	1	0	1	Unknown	0	0	0
Lawrence	0	0	0	<b>Totals</b>	<b>54</b>	<b>6</b>	<b>60</b>

Some discharges may be releases to County Probation - data is unable to be separated.

Diagnostics and Escapes are excluded.

Source: Mnthext4\_pgm\_tb15.pgm

**Indiana Department of Correction**  
**Table 16**  
**Total Number of Committing Offenses for Juveniles**  
**Committed to the Indiana Department of Correction**

**January 2017**

OFFENSE (Citation Code)	THE NUMBER OF OFFENSES			
	This Month		This Calendar Year	
	Female	Male	Female	Male
<b>LEVEL I</b>				
Aggravated Battery (35-42-2-1.5)	0	0	0	0
Arson (35-43-1-1)	0	0	0	0
Battery (35-42-2-1)	1	0	1	0
Battery by Bodily Waste (35-42-2-6)	0	0	0	0
Burglary (35-43-2-1)	0	8	0	8
Carjacking (35-42-5-2)	0	0	0	0
Carrying Handgun w/o License (35-47-2-1)	0	1	0	1
Changing, Altering, Removing, Obliterating ID of Handgun (35-47-2-18)	0	0	0	0
Child Exploitation (35-42-4-4)	0	0	0	0
Child in Possession of Handgun (35-47-10-5)	0	2	0	2
Child Molesting (35-42-4-3)	0	2	0	2
Child Seduction (35-42-4-7)	0	0	0	0
Child Selling (35-46-1-4)	0	0	0	0
Child Solicitation (35-42-4-6)	0	0	0	0
Consumer Product Tampering (35-45-8-3)	0	0	0	0
Criminal Confinement (35-42-3-3)	1	0	1	0
Criminal Gang Intimidation (35-45-9-4)	0	0	0	0
Criminal Gang Recruitment	0	0	0	0
Criminal Deviate Conduct (35-42-4-2)	0	0	0	0
Criminal Recklessness (35-42-2-2)	0	0	0	0
Danger Possession Firearm	0	1	0	1
Dealing in a Sawed-Off Shotgun (35-47-5-4.1)	0	0	0	0
Distribution of a Destructive Device (IC 35-47.5-5-5)	0	0	0	0
Domestic Battery (35-42-2-1.3)	0	0	0	0
Driving While Intoxicated Resulting in Death (9-30-5-5)	0	0	0	0
False, Altering Handgun License (35-47-2-22)	0	0	0	0
False Application for Handgun (35-47-2-8)	0	0	0	0
Feticide (35-42-1-6)	0	0	0	0
Handgun, False ID (35-47-2-17)	0	0	0	0
Incest (35-46-1-3)	0	0	0	0
Interference with Custody (35-42-3-4)	0	0	0	0
Intimidation (35-45-2-1)	0	0	0	0
Involuntary Manslaughter (35-42-1-4)	0	0	0	0
Kidnapping (35-42-3-2)	0	0	0	0
Murder (35-42-1-1)	0	0	0	0
Neglect of a Dependent (35-46-1-4)	0	0	0	0
Operation of a Machine Gun/Hurling a Bomb (35-47-5-9)	0	0	0	0
Overpass Mischief (35-42-2-5)	0	0	0	0
Pointing a Firearm (35-47-4-3)	0	0	0	0
Possession of Firearm on School Property (35-47-9-2)	0	0	0	0
Possession of a Machine Gun or Bomb (35-47-5-9)	0	0	0	0
Rape (35-42-4-1)	0	1	0	1
Reckless Homicide (35-42-1-5)	0	0	0	0
Resisting Law Enforcement (35-44-3-3)	0	0	0	0
Robbery (35-42-5-1)	0	6	0	6



**LEVEL I (Cont.)**

	<b>THE NUMBER OF OFFENSES</b>			
	<b>This Month</b>		<b>This Calendar Year</b>	
	<b>Female</b>	<b>Male</b>	<b>Female</b>	<b>Male</b>
Sell, Manufacture, Possess, Purchase Explosive (35-47-5-1)	0	0	0	0
Sell, Transfer, HIV Blood (35-42-1-7)	0	0	0	0
Selling, Transferring, Giving Handgun to Under 18 (35-47-2-7)	0	0	0	0
Sexual Battery (35-42-4-8)	0	1	0	1
Sexual Misconduct (35-44-1-5)	0	0	0	0
Sexual Misconduct with a Minor (35-42-4-9)	0	0	0	0
Stalking (35-45-10-5)	0	0	0	0
Strangulation (35-42-2-9)	0	1	0	1
Unlawful Delivery of Confiscated Firearm (35-47-3-4)	0	0	0	0
Unlawful Use of Body Armor (35-47-5-13)	0	0	0	0
Unlawful Use of Stun Gun (35-47-8-5)	0	0	0	0
Vicarious Sexual Gratification (35-42-4-5)	0	0	0	0
Voluntary Manslaughter (35-42-1-3)	0	0	0	0
<b>Sub-Total</b>	<b>2</b>	<b>23</b>	<b>2</b>	<b>23</b>

**LEVEL II**

Assisting a Criminal (35-44-3-2)	0	0	0	0
Chinese Throwing Star (35-47-5-12)	0	0	0	0
Criminal Gang Activity (35-45-9-3)	0	0	0	0
Criminal Recklessness (35-42-2-2)	0	0	0	0
Dealing Anabolic Steroid (16-42-19-27)	0	0	0	0
Dealing in a Schedule I, II, or III Controlled Substance (35-48-4-2)	0	0	0	0
Dealing in a Schedule IV Controlled Substance (35-48-4-3)	0	0	0	0
Dealing in a Schedule V Controlled Substance (35-48-4-4)	0	0	0	0
Dealing in a Substance Represented to be a Controlled Substance (35-48-4-4.5)	0	0	0	0
Dealing in Cocaine or Narcotic Drug (35-48-4-1)	0	0	0	0
Dealing in Marijuana, Hash Oil, or Hashish (35-48-4-10)	0	0	0	0
Dealing Methamphetamine (35-48-4-1.1)	0	0	0	0
Delivery of Weapon to Intoxicated Person (35-47-4-1)	0	0	0	0
Escape/Failure to Return to Lawful Detention (35-44-3-5)	1	2	1	2
Interference with Custody (35-42-3-4)	0	0	0	0
Intimidation (35-45-2-1)	0	4	0	4
Knife with Automatic Blade (35-47-5-2)	0	0	0	0
Loan Sharking (35-45-7-2)	0	0	0	0
Maintaining a Common Nuisance (35-48-4-13)	0	1	0	1
Manufacture, Distribution, Possession of a Substance Represented to be a Controlled Substance (35-48-4-4.6)	0	0	0	0
Neglect of a Dependent (35-46-1-4)	0	0	0	0
Possession of a Controlled Substance (35-48-4-7)	0	0	0	0
Possession of a Knife on School Property (35-47-5-2.5)	0	0	0	0
Poss precursors w/intent to manufacture etc. (35-48-4-14.5)	0	0	0	0
Promoting Prostitution (35-45-4-4)	0	0	0	0
Purchase, Possession or Sale of Stun Gun (35-47-8-5)	0	0	0	0
Resisting Law Enforcement (35-44-3-3)	0	2	0	2
Rioting with a Deadly Weapon (35-45-1-2)	0	0	0	0
Sale, Possession, Use of Legend Drug (16-42-19-27)	0	0	0	0
Sexual Misconduct with a Minor (35-42-4-9)	0	0	0	0
Stalking (35-45-10-5)	0	0	0	0
Trafficking with an Inmate (35-44-3-9)	0	0	0	0
Use of Stun Gun in Commission of a Crime (35-47-8-5)	0	0	0	0
<b>Sub-Total</b>	<b>1</b>	<b>9</b>	<b>1</b>	<b>9</b>

LEVEL III	THE NUMBER OF OFFENSES			
	This Month		This Calendar Year	
	Female	Male	Female	Male
Accident/Failure to Stop (9-26-1-8)	0	0	0	0
Accident, Property Damage with Injury (9-26-1-8)	0	0	0	0
Altering or Damaging Computer (35-43-1-4)	0	0	0	0
Auto Theft, Receiving Stolen Parts (35-43-4-2.5)	1	4	1	4
Battery (35-42-2-1)	0	10	0	10
Bestiality	0	0	0	0
Bribery (35-44-1-1)	0	0	0	0
Burglary (35-43-2-1)	0	0	0	0
Check Deception (35-43-5-5)	0	0	0	0
Check Fraud (35-43-5-12)	0	0	0	0
Child Exploitation (35-42-4-4)	0	0	0	0
Controlled Substance Registration (35-48-4-14)	0	0	0	0
Conversion (35-43-4-3)	0	2	0	2
Criminal Mischief (35-43-1-2)	0	6	0	6
Criminal Recklessness (35-42-2-2)	0	0	0	0
Criminal Trespass (35-43-2-2)	0	2	0	2
Dealing in Altered Property (35-43-4-2.3)	0	0	0	0
Dealing in Marijuana, Hash Oil, or Hashish (35-48-4-10)	0	0	0	0
Dealing in Paraphernalia (35-48-4-8.5)	0	0	0	0
Dealing in a Schedule IV Controlled Substance (35-48-4-3)	0	0	0	0
Distribution of Material Harmful to Minor (35-49-3-3)	0	0	0	0
Escape/Failure to Return to Lawful Detention (35-44-3-5)	0	3	0	3
Failure to Appear (35-44-3-6)	0	0	0	0
False Reporting (35-44-2-2)	0	0	0	0
Forgery (35-43-5-2)	0	0	0	0
Fraud (35-43-5-4)	0	0	0	0
Fraud on Financial Institution (35-45-5-8)	0	0	0	0
Home Improvement Fraud (35-43-6-13)	0	0	0	0
Identity Deception (35-43-5-3.5)	0	0	0	0
Interference with Custody (35-42-3-4)	0	0	0	0
Interference with Reporting Crime (35-42-2-5)	0	0	0	0
Invasion of Privacy (35-46-1-15.1)	0	0	0	0
Kill Domestic Animal	0	0	0	0
Manufacture of Paraphernalia (35-48-4-8.1)	0	0	0	0
Nonsupport of Child (35-46-1-5)	0	0	0	0
Nonsupport of Spouse (35-46-1-6)	0	0	0	0
Obscene Performance (35-49-3-1)	0	0	0	0
Obstructing Fireman (35-44-3-8)	0	0	0	0
Obstructing Traffic (35-42-2-4)	0	0	0	0
Obstruction of Justice (35-44-3-4)	0	1	0	1
Operating Vehicle After Lifetime Forfeiture (9-30-10-17)	0	0	0	0
Operating Vehicle While Intoxicated (9-30-5-4)	0	0	0	0
Operating Vehicle While Intoxicated with Prior (9-30-5-3)	0	0	0	0

**LEVEL III (Cont.)**

**THE NUMBER OF OFFENSES**

	This Month		This Calendar Year	
	Female	Male	Female	Male
Patronizing a Prostitute (35-45-4-3)	0	0	0	0
Perjury (35-44-2-1)	0	0	0	0
Possession of Cocaine or Narcotic Drug (35-48-4-6)	0	0	0	0
Possession of a Controlled Substance (35-48-4-7)	0	0	0	0
Possession/Use of Legend Drug (16-42-19-13)	0	0	0	0
Possession of Marijuana, Hash Oil, or Hashish (35-48-4-11)	0	0	0	0
Possession of Methamphetamines (35-48-4-6.1)	0	0	0	0
Possession of Paraphernalia (35-48-4-8.3)	0	0	0	0
Possession of a Syringe (16-42-19-18)	0	0	0	0
Professional Gambling (35-45-5-3)	0	0	0	0
Profiting from Adoption (35-46-1-9)	0	0	0	0
Promoting Professional Gambling (35-45-5-4)	0	0	0	0
Promoting Prostitution (35-45-4-4)	0	0	0	0
Prostitution (35-45-4-2)	0	0	0	0
Public Indecency (35-45-4-1)	0	0	0	0
Public Nudity (35-45-4-1.5)	0	0	0	0
Railroad Mischief (35-42-2-5.5)	0	0	0	0
Receiving Stolen Auto Parts (35-43-4-2.5)	1	1	1	1
Receiving Stolen Property (35-43-4-2)	0	0	0	0
Residential Entry (35-43-2-1.5)	0	0	0	0
Resisting Law Enforcement (35-44-3-3)	0	7	0	7
Rioting (35-45-1-2)	0	0	0	0
Sale, Possession, Use of Legend Drug (16-42-19-27)	0	0	0	0
Selling, Distributing, Exhibiting Obscene Material (35-49-3-1)	0	0	0	0
Stalking (35-45-10-5)	0	0	0	0
Theft (35-43-4-2)	1	15	1	15
Torture or Mutilation of Animal (35-46-3-12)	0	0	0	0
Trafficking with an Inmate (35-44-3-9)	0	0	0	0
Unauthorized Possession of Prescription Form (35-48-4-14)	0	0	0	0
Unauth Entry/Vehicle (35-43-4-2.7)	0	0	0	0
Voyeurism (35-45-4-5)	0	0	0	0
Welfare Fraud (35-43-5-7)	0	0	0	0
<b>Sub-Total</b>	<b>3</b>	<b>51</b>	<b>3</b>	<b>51</b>

**LEVEL IV**

Absence From Home Detention (35-38-2.5-10)	0	0	0	0
Accident/Failure to Stop (9-26-1-8)	0	1	0	1
Animal Cruelty (35-46-3-12)	0	0	0	0
Assisting a Criminal (35-44-3-2)	0	0	0	0
BEATS VERTEBR ANIMAL (35-46-3-12)	0	1	0	1
Check Deception (35-43-5-5)	0	0	0	0
Common Nuisance (35-48-4-13)	0	0	0	0
Computer Trespassing (35-43-2-3)	0	0	0	0
Counterfeiting a Driver's License (9-24-18-7)	0	0	0	0
Counterfeiting Auto Registration (9-18-2-42)	0	0	0	0
Curfew Violation (31-37-2-5)	0	0	0	0
Deception (35-43-5-3)	0	0	0	0
Deer w/ Illegal Device (14-22-6-1)	0	0	0	0
Deer Outside Hours (14-22-6-1)	0	0	0	0
Disorderly Conduct (35-45-1-3)	0	2	0	2
Dissemination of Material Harmful to Minor (35-49-3-3)	0	0	0	0
Driving While Intoxicated (9-11-2-3)	0	0	0	0
Driving with Suspended License (9-24-19-2)	0	0	0	0
Exploitation of Dependent/Endangered Adult (35-46-1-12)	0	0	0	0
Failure to Appear (35-44-3-6)	0	0	0	0
Failure to Disclose Recruitment (35-46-4-4)	0	0	0	0
Failure to Respond to Summons (35-44-3-6.5)	0	0	0	0
False Auto Registration (9-18-2-44)	0	0	0	0
False Informing (35-44-2-2)	0	1	0	1
Flag Desecration (35-45-1-4)	0	0	0	0

**LEVEL IV (Cont.)**

**THE NUMBER OF OFFENSES**

	<b>This Month</b>		<b>This Calendar Year</b>	
	<b>Female</b>	<b>Male</b>	<b>Female</b>	<b>Male</b>
Glue Sniffing (35-46-6-2)	0	0	0	0
Habitual Disobedience of Parent, Guardian, or Custodian (Incorrigible) (31-37-2-4)	0	0	0	0
Harassment (35-45-2-2)	0	0	0	0
Home Improvement Fraud (35-43-6-12)	0	0	0	0
Illegal Consumption of Alcohol (7.1-5-7-7)	0	0	0	0
Illegal Possession of Alcohol (7.1-5-7-7)	0	0	0	0
Impairment of ID Number (35-43-7-4)	0	0	0	0
Interference with Custody (35-42-3-4)	0	0	0	0
Interfering with Law Enforcement Animal (35-46-3-11)	0	0	0	0
Invasion of Privacy (35-46-1-15.1)	0	0	0	0
Leaving Home w/o Permission of Parent, Guardian or Custodian (Runaway) (31-37-2-2)	1	2	1	2
Maintaining a Common Nuisance (35-48-4-13)	0	1	0	1
Nitrous Oxide Distribution (35-46-6-3)	0	0	0	0
Obscene Performance (35-49-3-1)	0	0	0	0
Obstructing Medical Emergency (35-44-3-8.5)	0	0	0	0
Obstructing Traffic (35-42-2-4)	0	0	0	0
Official Misconduct (35-44.1-1-1)	0	0	0	0
Operating Vehicle While Intoxicated (9-30-5-2)	0	0	0	0
Operating Vehicle While Intoxicated/Cntrl'd Sub (9-30-5-1)	0	0	0	0
Operating Vehicle w/o License (9-24-18-1)	0	1	0	1
Operating Vehicle w/o Proof of Financial (9-25-8-2)	0	0	0	0
Operating Vehicle w/o Registration/Plates (9-18-2-43)	0	0	0	0
Possession of Marijuana, Hash Oil, or Hashish (35-48-4-11)	0	4	0	4
Possession of Paraphernalia (35-48-4-8.3)	0	1	0	1
Possession of Substance Represented to be a Controlled Substance (35-48-4-4.6)	0	0	0	0
Possession, Purchase, Accepting Tobacco (35-46-1-10.5)	0	0	0	0
Probation Violation	0	22	0	22
Public Intoxication (7.1-5-1-3)	0	0	0	0
Receiving Unidentified Property (35-43-7-5)	0	0	0	0
Reckless Driving (9-21-8-52)	0	0	0	0
Refusal to Aid Officer (35-44-3-7)	0	0	0	0
Refusal to Identify Self (34-28-5-3.5)	0	0	0	0
Selling, Distributing, Exhibiting Obscene Material (35-49-3-1)	0	0	0	0
Synthetic Drug	0	1	0	1
Taking Deer/Turkey (14-22-6-1)	0	0	0	0
Tattooing a Minor (35-42-2-7)	0	0	0	0
Torture, Kill, Mutilate an Animal (35-46-3-12)	0	0	0	0
Unauthorized Possession of Prescription (35-48-4-14)	0	0	0	0
Unlawful Entry of Motor Vehicle (35-43-4-2.7)	0	1	0	1
Unlawful Gambling (35-45-5-2)	0	0	0	0
Unlawful Use of Railroad Right of Way (8-3-15-3)	0	0	0	0
Vending Machine Vandalism (35-43-4-7)	0	0	0	0
Violation of Compulsory School Attendance Law (Truancy) (31-37-2-3)	0	0	0	0
Violation Home Detention	0	0	0	0
Violation Suspended Commitment to DOC	0	2	0	2
Voyeurism (35-45-4-5)	0	0	0	0
Welfare Fraud (35-45-5-7)	0	0	0	0
<b>Sub-Total</b>	<b>1</b>	<b>40</b>	<b>1</b>	<b>40</b>
<b>GRAND TOTAL NUMBER OF OFFENSES</b>	<b>7</b>	<b>123</b>	<b>7</b>	<b>123</b>

Source: SAS - mnthadm4\_by\_offense.pgm

**Indiana Department of Correction**  
**Table 17**  
**Number of Juvenile Offenders by Most Serious Offense**  
**Committed to the Indiana Department of Correction**

**January 2017**

MOST SERIOUS OFFENSE (Citation Code)	THE NUMBER OF JUVENILES			
	This Month		This Calendar Year	
LEVEL I	Female	Male	Female	Male
Aggravated Battery (35-42-2-1.5)	0	0	0	0
Arson (35-43-1-1)	0	0	0	0
Battery (35-42-2-1)	0	0	0	0
Battery by Bodily Waste (35-42-2-6)	0	0	0	0
Burglary (35-43-2-1)	0	8	0	8
Carjacking (35-42-5-2)	0	0	0	0
Carrying Handgun w/o License (35-47-2-1)	0	0	0	0
Changing, Altering, Removing, Obliterating ID of Handgun (35-47-2-18)	0	0	0	0
Child Exploitation (35-42-4-4)	0	0	0	0
Child in Possession of Handgun (35-47-10-5)	0	1	0	1
Child Molesting (35-42-4-3)	0	2	0	2
Child Seduction (35-42-4-7)	0	0	0	0
Child Selling (35-46-1-4)	0	0	0	0
Child Solicitation (35-42-4-6)	0	0	0	0
Consumer Product Tampering (35-45-8-3)	0	0	0	0
Criminal Confinement (35-42-3-3)	1	0	1	0
Criminal Gang Intimidation (35-45-9-4)	0	0	0	0
Criminal Gang Recruitment	0	0	0	0
Criminal Deviate Conduct (35-42-4-2)	0	0	0	0
Criminal Recklessness (35-42-2-2)	0	0	0	0
Danger Possession Firearm	0	1	0	1
Dealing in a Sawed-Off Shotgun (35-47-5-4.1)	0	0	0	0
Distribution of a Destructive Device (IC 35-47.5-5-5)	0	0	0	0
Domestic Battery (35-42-2-1.3)	0	0	0	0
Driving While Intoxicated Resulting in Death (9-30-5-5)	0	0	0	0
False, Altering Handgun License (35-47-2-22)	0	0	0	0
False Application for Handgun (35-47-2-8)	0	0	0	0
Feticide (35-42-1-6)	0	0	0	0
Handgun, False Information (35-47-2-17)	0	0	0	0
Incest (35-46-1-3)	0	0	0	0
Interference with Custody (35-42-3-4)	0	0	0	0
Intimidation (35-45-2-1)	0	0	0	0
Involuntary Manslaughter (35-42-1-4)	0	0	0	0
Kidnapping (35-42-3-2)	0	0	0	0
Murder (35-42-1-1)	0	0	0	0
Neglect of a Dependent (35-46-1-4)	0	0	0	0
Operation of a Machine Gun/Hurling a Bomb (35-47-5-9)	0	0	0	0
Overpass Mischief (35-42-2-5)	0	0	0	0
Pointing a Firearm (35-47-4-3)	0	0	0	0
Possession of Firearm on School Property (35-47-9-2)	0	0	0	0
Possession of a Machine Gun or Bomb (35-47-5-9)	0	0	0	0
Rape (35-42-4-1)	0	1	0	1
Reckless Homicide (35-42-1-5)	0	0	0	0
Resisting Law Enforcement (35-44-3-3)	0	0	0	0
Robbery (35-42-5-1)	0	6	0	6

**LEVEL I (Cont.)****THE NUMBER OF JUVENILES**

	<b>This Month</b>		<b>This Calendar Year</b>	
	<b>Female</b>	<b>Male</b>	<b>Female</b>	<b>Male</b>
Sell, Manufacture, Possess, Purchase Explosive (35-47-5-1)	0	0	0	0
Sell, Transfer, HIV Blood (35-42-1-7)	0	0	0	0
Selling, Transferring, Giving Handgun to Under 18 (35-47-2-7)	0	0	0	0
Sexual Battery (35-42-4-8)	0	1	0	1
Sexual Misconduct (35-44-1-5)	0	0	0	0
Sexual Misconduct with a Minor (35-42-4-9)	0	0	0	0
Stalking (35-45-10-5)	0	0	0	0
Strangulation (35-42-2-9)	0	0	0	0
Unlawful Delivery of Confiscated Firearm (35-47-3-4)	0	0	0	0
Unlawful Use of Body Armor (35-47-5-13)	0	0	0	0
Unlawful Use of Stun Gun (35-47-8-5)	0	0	0	0
Vicarious Sexual Gratification (35-42-4-5)	0	0	0	0
Voluntary Manslaughter (35-42-1-3)	0	0	0	0
<b>Sub-Total</b>	<b>1</b>	<b>20</b>	<b>1</b>	<b>20</b>

**LEVEL II**

Assisting a Criminal (35-44-3-2)	0	0	0	0
Chinese Throwing Star (35-47-5-12)	0	0	0	0
Criminal Gang Activity (35-45-9-3)	0	0	0	0
Criminal Recklessness (35-42-2-2)	0	0	0	0
Dealing Anabolic Steroid (16-42-19-27)	0	0	0	0
Dealing in a Schedule I, II, or III Controlled Substance (35-48-4-2)	0	0	0	0
Dealing in a Schedule IV Controlled Substance (35-48-4-3)	0	0	0	0
Dealing in a Schedule V Controlled Substance (35-48-4-4)	0	0	0	0
Dealing in a Substance Represented to be a Controlled Substance (35-48-4-4.5)	0	0	0	0
Dealing in Cocaine or Narcotic Drug (35-48-4-1)	0	0	0	0
Dealing in Marijuana, Hash Oil, or Hashish (35-48-4-10)	0	0	0	0
Dealing Methamphetamine (35-48-4-1.1)	0	0	0	0
Delivery of Weapon to Intoxicated Person (35-47-4-1)	0	0	0	0
Escape/Failure to Return to Lawful Detention (35-44-3-5)	1	2	1	2
Interference with Custody (35-42-3-4)	0	0	0	0
Intimidation (35-45-2-1)	0	3	0	3
Knife with Automatic Blade (35-47-5-2)	0	0	0	0
Loan Sharking (35-45-7-2)	0	0	0	0
Maintaining a Common Nuisance (35-48-4-13)	0	1	0	1
Manufacture, Distribution, Possession of a Substance Represented to be a Controlled Substance (35-48-4-4.6)	0	0	0	0
Neglect of a Dependent (35-46-1-4)	0	0	0	0
Possession of a Controlled Substance (35-48-4-7)	0	0	0	0
Possession of a Knife on School Property (35-47-5-2.5)	0	0	0	0
Poss precursors w/intent to manufacture etc. (35-48-4-14.5)	0	0	0	0
Promoting Prostitution (35-45-4-4)	0	0	0	0
Purchase, Possession or Sale of Stun Gun (35-47-8-5)	0	0	0	0
Resisting Law Enforcement (35-44-3-3)	0	1	0	1
Rioting with a Deadly Weapon (35-45-1-2)	0	0	0	0
Sale, Possession, Use of Legend Drug (16-42-19-27)	0	0	0	0
Sexual Misconduct with a Minor (35-42-4-9)	0	0	0	0
Stalking (35-45-10-5)	0	0	0	0
Trafficking with an Inmate (35-44-3-9)	0	0	0	0
Use of Stun Gun in Commission of a Crime (35-47-8-5)	0	0	0	0
<b>Sub-Total</b>	<b>1</b>	<b>7</b>	<b>1</b>	<b>7</b>

**THE NUMBER OF JUVENILES**

<b>LEVEL III</b>	<b>This Month</b>		<b>This Calendar Year</b>	
	<b>Female</b>	<b>Male</b>	<b>Female</b>	<b>Male</b>
Accident/Failure to Stop (9-26-1-8)	0	0	0	0
Accident, Property Damage with Injury (9-26-1-8)	0	0	0	0
Altering or Damaging Computer (35-43-1-4)	0	0	0	0
Auto Theft, Receiving Stolen Parts (35-43-4-2.5)	0	2	0	2
Battery (35-42-2-1)	0	5	0	5
Bestiality	0	0	0	0
Bribery (35-44-1-1)	0	0	0	0
Burglary (35-43-2-1)	0	0	0	0
Check Deception (35-43-5-5)	0	0	0	0
Check Fraud (35-43-5-12)	0	0	0	0
Child Exploitation (35-42-4-4)	0	0	0	0
Controlled Substance Registration (35-48-4-14)	0	0	0	0
Conversion (35-43-4-3)	0	2	0	2
Criminal Mischief (35-43-1-2)	0	0	0	0
Criminal Recklessness (35-42-2-2)	0	0	0	0
Criminal Trespass (35-43-2-2)	0	0	0	0
Dealing in Altered Property (35-43-4-2.3)	0	0	0	0
Dealing in Marijuana, Hash Oil, or Hashish (35-48-4-10)	0	0	0	0
Dealing in Paraphernalia (35-48-4-8.5)	0	0	0	0
Distribution of Material Harmful to Minor (35-49-3-3)	0	0	0	0
Escape/Failure to Return to Lawful Detention (35-44-3-5)	0	0	0	0
Failure to Appear (35-44-3-6)	0	0	0	0
False Reporting (35-44-2-2)	0	0	0	0
Forgery (35-43-5-2)	0	0	0	0
Fraud (35-43-5-4)	0	0	0	0
Fraud on Financial Institution (35-45-5-8)	0	0	0	0
Home Improvement Fraud (35-43-6-13)	0	0	0	0
Identity Deception (35-43-5-3.5)	0	0	0	0
Interference with Custody (35-42-3-4)	0	0	0	0
Interference with Reporting Crime (35-45-2-5)	0	0	0	0
Invasion of Privacy (35-46-1-15.1)	0	0	0	0
Kill Domestic Animal	0	0	0	0
Manufacture of Paraphernalia (35-48-4-8.1)	0	0	0	0
Nonsupport of Child (35-46-1-5)	0	0	0	0
Nonsupport of Spouse (35-46-1-6)	0	0	0	0
Obscene Performance (35-49-3-1)	0	0	0	0
Obstructing Fireman (35-44-3-8)	0	0	0	0
Obstructing Traffic (35-42-2-4)	0	0	0	0
Obstruction of Justice (35-44-3-4)	0	0	0	0
Operating Vehicle After Lifetime Forfeiture (9-30-10-17)	0	0	0	0
Operating Vehicle While Intoxicated (9-30-5-4)	0	0	0	0
Operating Vehicle While Intoxicated with Prior (9-30-5-3)	0	0	0	0

**LEVEL III (Cont.)****THE NUMBER OF JUVENILES**

	<b>This Month</b>		<b>This Calendar Year</b>	
	<b>Female</b>	<b>Male</b>	<b>Female</b>	<b>Male</b>
Patronizing a Prostitute (35-45-4-3)	0	0	0	0
Perjury (35-44-2-1)	0	0	0	0
Possession of Cocaine or Narcotic Drug (35-48-4-6)	0	0	0	0
Possession of a Controlled Substance (35-48-4-7)	0	0	0	0
Possession of Marijuana, Hash Oil, or Hashish (35-48-4-11)	0	0	0	0
Possession of Methamphetamine (35-48-4-6.1)	0	0	0	0
Possession of Paraphernalia (35-48-4-8.3)	0	0	0	0
Possession/Use of Legend Drug (16-42-19-13)	0	0	0	0
Possession of a Syringe (16-42-19-18)	0	0	0	0
Professional Gambling (35-45-5-3)	0	0	0	0
Profiting from Adoption (35-46-1-9)	0	0	0	0
Promoting Professional Gambling (35-45-5-4)	0	0	0	0
Promoting Prostitution (35-45-4-4)	0	0	0	0
Prostitution (35-45-4-2)	0	0	0	0
Public Indecency (35-45-4-1)	0	0	0	0
Public Nudity (35-45-4-1.5)	0	0	0	0
Railroad Mischief (35-42-2-5.5)	0	0	0	0
Receiving Stolen Property (35-43-4-2)	1	0	1	0
Residential Entry (35-43-2-1.5)	0	0	0	0
Resisting Law Enforcement (35-44-3-3)	0	1	0	1
Rioting (35-45-1-2)	0	0	0	0
Sale, Possession, Use of Legend Drug (16-42-19-27)	0	0	0	0
Selling, Distributing, Exhibiting Obscene Material (35-49-3-1)	0	0	0	0
Stalking (35-45-10-5)	0	0	0	0
Theft (35-43-4-2)	0	6	0	6
Torture or Mutilation of Animal (35-46-3-12)	0	0	0	0
Trafficking with an Inmate (35-44-3-9)	0	0	0	0
Unauth Entry/Vehicle (35-43-4-2.7)	0	0	0	0
Unauthorized Possession of Prescription Form (35-48-4-14)	0	0	0	0
Voyeurism (35-45-4-5)	0	0	0	0
Welfare Fraud (35-43-5-7)	0	0	0	0
<b>Sub-Total</b>	<b>1</b>	<b>16</b>	<b>1</b>	<b>16</b>

**LEVEL IV**

Absence From Home Detention (35-38-2.5-10)	0	0	0	0
Accident/Failure to Stop (9-26-1-8)	0	0	0	0
Assisting a Criminal (35-44-3-2)	0	0	0	0
BEATS VERTEBR ANIMAL (35-46-3-12)	0	1	0	1
Check Deception (35-43-5-5)	0	0	0	0
Common Nuisance (35-48-4-13)	0	0	0	0
Computer Trespassing (35-43-2-3)	0	0	0	0
Counterfeiting a Driver's License (9-24-18-7)	0	0	0	0
Counterfeiting Auto Registration (9-18-2-42)	0	0	0	0
Curfew Violation (31-37-2-5)	0	0	0	0
Deception (35-43-5-3)	0	0	0	0
Disorderly Conduct (35-45-1-3)	0	0	0	0
Dissemination of Material Harmful to Minor (35-49-3-3)	0	0	0	0
Driving with Suspended License (9-24-19-2)	0	0	0	0
Exploitation of Dependent/Endangered Adult (35-46-1-12)	0	0	0	0
Failure to Appear (35-44-3-6)	0	0	0	0
Failure to Disclose Recruitment (35-46-4-4)	0	0	0	0
Failure to Respond to Summons (35-44-3-6.5)	0	0	0	0
False Auto Registration (9-18-2-44)	0	0	0	0
False Informing (35-44-2-2)	0	0	0	0
Flag Desecration (35-45-1-4)	0	0	0	0



**LEVEL IV (Cont.)**

**THE NUMBER OF JUVENILES**

	<b>This Month</b>		<b>This Calendar Year</b>	
	<b>Female</b>	<b>Male</b>	<b>Female</b>	<b>Male</b>
Glue Sniffing (35-46-6-2)	0	0	0	0
Habitual Disobedience of Parent, Guardian, or Custodian (Incorrigible) (31-37-2-4)	0	0	0	0
Harassment (35-45-2-2)	0	0	0	0
Home Improvement Fraud (35-43-6-12)	0	0	0	0
Illegal Consumption of Alcohol (7.1-5-7-7)	0	0	0	0
Illegal Possession of Alcohol (7.1-5-7-7)	0	0	0	0
Impairment of ID Number (35-43-7-4)	0	0	0	0
Interference with Custody (35-42-3-4)	0	0	0	0
Interfering with Law Enforcement Animal (35-46-3-11)	0	0	0	0
Invasion of Privacy (35-46-1-15.1)	0	0	0	0
Leaving Home w/o Permission of Parent, Guardian or Custodian (Runaway) (31-37-2-2)	0	0	0	0
Nitrous Oxide Distribution (35-46-6-3)	0	0	0	0
Obscene Performance (35-49-3-1)	0	0	0	0
Obstructing Medical Emergency (35-44-3-8.5)	0	0	0	0
Obstructing Traffic (35-42-2-4)	0	0	0	0
Operating Vehicle While Intoxicated (9-30-5-2)	0	0	0	0
Operating Vehicle While Intoxicated/Cntrlld Sub (9-30-5-1)	0	0	0	0
Operating Vehicle w/o License (9-24-18-1)	0	0	0	0
Operating Vehicle w/o Proof of Financial (9-25-8-2)	0	0	0	0
Operating Vehicle w/o Registration/Plates (9-18-2-43)	0	0	0	0
Possession of Marijuana,Hash Oil, or Hashish (35-48-4-11)	0	1	0	1
Possession of Paraphernalia (35-48-4-8.3)	0	0	0	0
Possession of Substance Represented to be a Controlled Substance (35-48-4-4.6)	0	0	0	0
Possession, Purchase, Accepting Tobacco (35-46-1-10.5)	0	0	0	0
Probation Violation	0	0	0	0
Public Intoxication (7.1-5-1-3)	0	0	0	0
Receiving Unidentified Property (35-43-7-5)	0	0	0	0
Reckless Driving (9-21-8-52)	0	0	0	0
Refusal to Aid Officer (35-44-3-7)	0	0	0	0
Refusal to Identify Self (34-28-5-3.5)	0	0	0	0
Selling,Distributing,Exhibiting Obscene Material (35-49-3-1)	0	0	0	0
Synthetic Drug	0	0	0	0
Torture, Kill, Mutilate an Animal (35-46-3-12)	0	0	0	0
Unauthorized Possession of Prescription (35-48-4-14)	0	0	0	0
Unlawful Entry of Motor Vehicle (35-43-4-2.7)	0	1	0	1
Unlawful Gambling (35-45-5-2)	0	0	0	0
Unlawful Use of Railroad Right of Way (8-3-15-3)	0	0	0	0
Vending Machine Vandalism (35-43-4-7)	0	0	0	0
Violation of Compulsory School Attendance Law (Truancy) (31-37-2-3)	0	0	0	0
Violation Home Detention	0	0	0	0
Violation Suspended Commitment to DOC	0	0	0	0
Voyeurism (35-45-4-5)	0	0	0	0
Welfare Fraud (35-45-5-7)	0	0	0	0
NO SENTENCE DATA	0	0	0	0
<b>Sub-Total</b>	<b>0</b>	<b>3</b>	<b>0</b>	<b>3</b>
<b>GRAND TOTAL NUMBER OF JUVENILES</b>	<b>3</b>	<b>46</b>	<b>3</b>	<b>46</b>

Source: SAS - mnthadm4.mso

**Indiana Department of Correction**  
**Table 18**  
**Juvenile Female New Commitments**

<u>Month</u>	<u>2013</u>	<u>2014</u>	<u>2015</u>	<u>2016</u>	<u>2017</u>
January	18	10	3	6	2
February	13	9	8	10	
March	11	7	4	11	
April	13	15	10	9	
May	13	11	12	4	
June	13	8	6	11	
July	20	14	5	4	
August	23	10	10	4	
September	6	5	13	7	
October	10	8	0	5	
November	5	5	11	6	
December	<u>12</u>	<u>13</u>	<u>11</u>	<u>5</u>	
<b>TOTALS</b>	<b>157</b>	<b>115</b>	<b>93</b>	<b>82</b>	<b>2</b>


Source:

SAS - mnthadm4.pgm

# Indiana Department of Correction

## Graph G

### Average Daily Juvenile Female Offender Populations Calendar Year 2017



**Indiana Department of Correction**  
**Table 19**  
**Juvenile Male New Commitments**

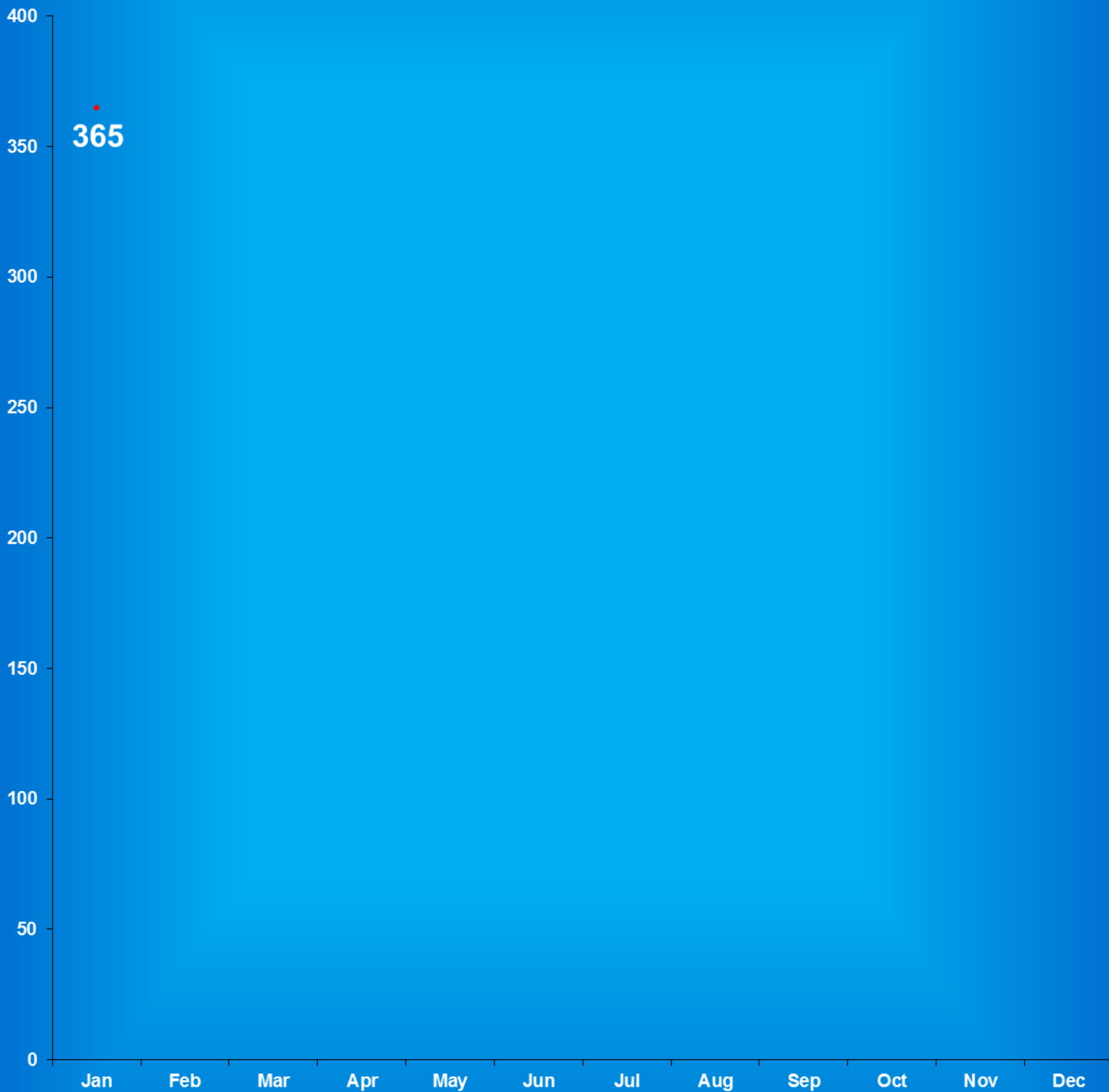
<u>Month</u>	<u>2013</u>	<u>2014</u>	<u>2015</u>	<u>2016</u>	<u>2017</u>
January	76	58	35	39	26
February	45	46	26	40	
March	82	30	32	69	
April	47	53	43	33	
May	74	47	37	44	
June	45	55	41	40	
July	68	46	50	29	
August	44	42	31	38	
September	31	43	42	36	
October	74	48	45	24	
November	59	40	41	28	
December	<u>40</u>	<u>40</u>	<u>40</u>	<u>30</u>	
<b>TOTALS</b>	<b>685</b>	<b>548</b>	<b>463</b>	<b>450</b>	<b>26</b>

Source:  
SAS - mnthadm4.pgm

# Indiana Department of Correction

## Graph H

### Average Daily Juvenile Male Offender Populations Calendar Year 2017





# Juvenile Reintegration Districts



District #8

District #6

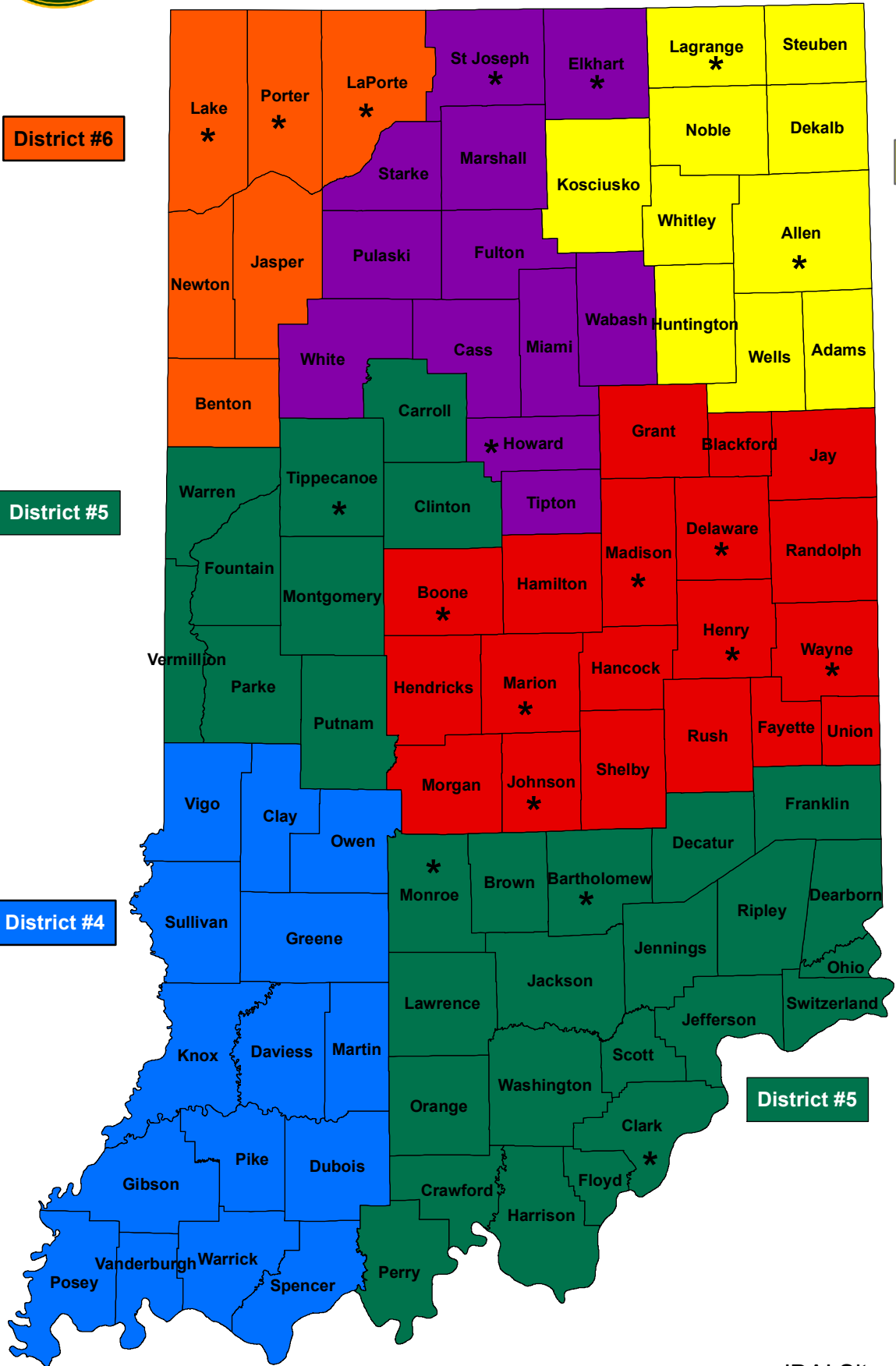
District #2

District #5

District #3

District #4

District #5



\*JDAI Site

**Indiana Department of Correction**  
**Table 20**  
**Juvenile Parole Caseload on February 01, 2017**

<u>Juvenile Reintegration Districts</u>	<b>Indiana Parolees</b>		<b>Other Jurisdiction</b>		<u>Total</u>
	<u>Juvenile Male</u>	<u>Juvenile Female</u>	<u>Juvenile Male</u>	<u>Juvenile Female</u>	
<i>Interstate Compact (RD0)*</i>	0	0	5	0	5
	<u>District Supervision Breakdown as follows:</u>				
Juv Reintegration District 2	7	0	0	0	7
Juv Reintegration District 3	7	1	2	0	10
Juv Reintegration District 4	3	1	1	0	5
Juv Reintegration District 5	1	1	1	0	3
Juv Reintegration District 6	3	1	1	0	5
Juv Reintegration District 8	3	3	0	0	6
<b>Total</b>	<b>24</b>	<b>7</b>	<b>5</b>	<b>0</b>	<b>36</b>

**Total Juvenile Parole Population on the First Day of Each Month**

<u>Calendar Year 2017</u>	<b>Indiana Parolees</b>		<b>Other Jurisdiction</b>		<u>Total</u>
	<u>Juvenile Male</u>	<u>Juvenile Female</u>	<u>Juvenile Male</u>	<u>Juvenile Female</u>	
January	27	6	5	0	38
February	24	7	5	0	36

*\* Includes Indiana parolees who are serving their parole in another state, as well as offenders from other States being supervised in Indiana (Interstate Compact)*

Sources: Juvenile Services  
Parole Division  
SAS - juvpar12.pgm

**Indiana Department of Correction  
Indiana Government Center South, Room E334  
302 W. Washington Street  
Indianapolis, IN 46204**

**Prepared by:  
Josh Spear, Research Analyst  
(317) 234-4417  
[jspear2@idoc.IN.gov](mailto:jspear2@idoc.IN.gov)**

**This report and previous reports may be found at:**

**<http://www.in.gov/idoc/2376.htm>**





# CHANGING LIVES

The logo for the Indiana Department of Correction is circular, featuring a central torch and the words "EMPLOYEES", "EFFICIENCY", and "EFFECTIVENESS". The outer ring contains the text "INDIANA DEPARTMENT OF CORRECTION". To the right of the logo is a blue silhouette of the state of Indiana.

The Indiana Department of Correction advances public safety and successful re-entry through dynamic supervision, programming, and partnerships.