



**Indiana Volkswagen Environmental Mitigation Trust Fund
Committee Virtual Meeting**

**Thursday, September 8, 2022
1:00 p.m.**

- I. Welcome - Chair, Beverly Gard
- II. Call to Order - Chair, Beverly Gard
 - A. Overview of virtual meeting format – IDEM Media
- III. Project Implementation Status Report - IDEM
 - A. Onroad and Nonroad
 - B. DERA Option
 - C. Level 2 Charging
 - D. DC Fast Charging
- IV. Education, Outreach, and Marketing – Drive Clean Indiana
 - A. Status Report
- V. National Electric Vehicle Infrastructure Program – INDOT
 - A. Brief Overview and Status Report
- VI. Strategic Fourth Round Solicitation of Onroad and Nonroad Projects – IDEM
 - A. Overview of remaining funds
 - B. Overview of geographic distribution and gaps
 - C. Recommendations for Round 4
 - D. Committee Discussion and Action - Committee
- VII. 2022 In Perspective
 - A. Schedule of Milestones - IDEM
 - B. Preliminary Meeting Schedule - IDEM
- VIII. Public comment - Open floor for stakeholders
- IX. Closing remarks – Chair, Beverly Gard
- X. Adjournment

Indiana Volkswagen Environmental Mitigation Trust Program

Ongoing Project Updates, Targeted Round 4 DieselWise Indiana Recommendation, and Program Next Steps

September 8, 2022

**Rounds 1 - 3
Onroad/Nonroad
Projects Update**

Current Status of Onroad and Nonroad Program Projects

Project Counts

- 125 applications received to date
- 82 projects awarded to date
- 41 projects completed to date

Rounds 1 - 3 Completed Project Highlights (not all-inclusive)

- 170 School buses replaced
- 22 Transit buses replaced
- 10 Municipal trucks replaced
- 5 Refuse haulers replaced
- 1 Locomotives improved/replaced
- 39 Other vehicles or equipment improved/replaced

Rounds 1 - 3
DieselWise Indiana with VW DERA Option
Projects Update

Current Status of DieselWise Indiana with VW DERA Option Program Projects

Project Counts

- 18 applications received to date
- 11 projects awarded to date
- 9 projects completed to date

Rounds 1 and 2 Completed Project Highlights (not all-inclusive)

- 8 Excavators replaced
- 8 Nonroad dump trucks
- 2 Locomotives improved/replaced
- 2 Bulldozers/Landfill compactors replaced
- 2 Terminal trucks replaced
- 3 Front-end loader replaced
- 1 Material handler

Level 2
Charging Infrastructure
Projects Update

Level 2 Charging Infrastructure Program Projects

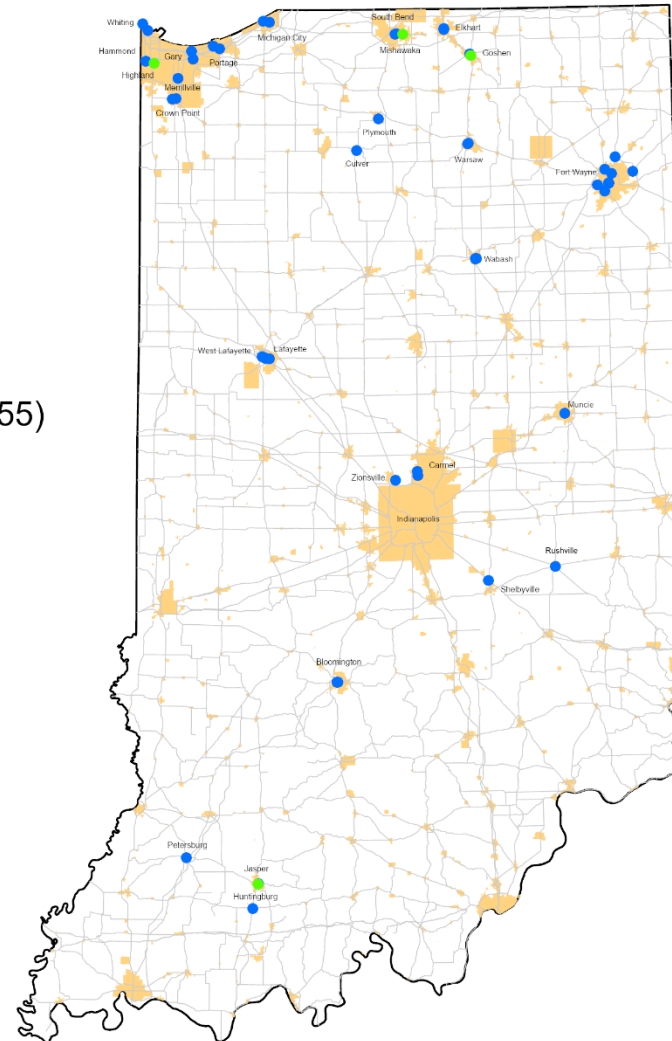
Project Counts

- 18 applications received for 111 stations
- 55 stations awarded in 30 communities
- 4 project completed to date for 5 stations

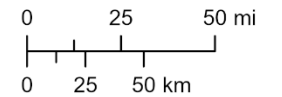
- L2 Charging Station (55)
- Completed Project
- Highways
- City/Town

Notes:
 This map is intended to serve as an aid in graphic representation only. This information is not warranted for accuracy or other purposes.

Mapped By: C. Mitchell,
 Office of Air Quality
Date: 08/31/2022
Map Projection: UTM Zone 16 N
Map Datum: NAD83



Volkswagen L2 Charging Stations



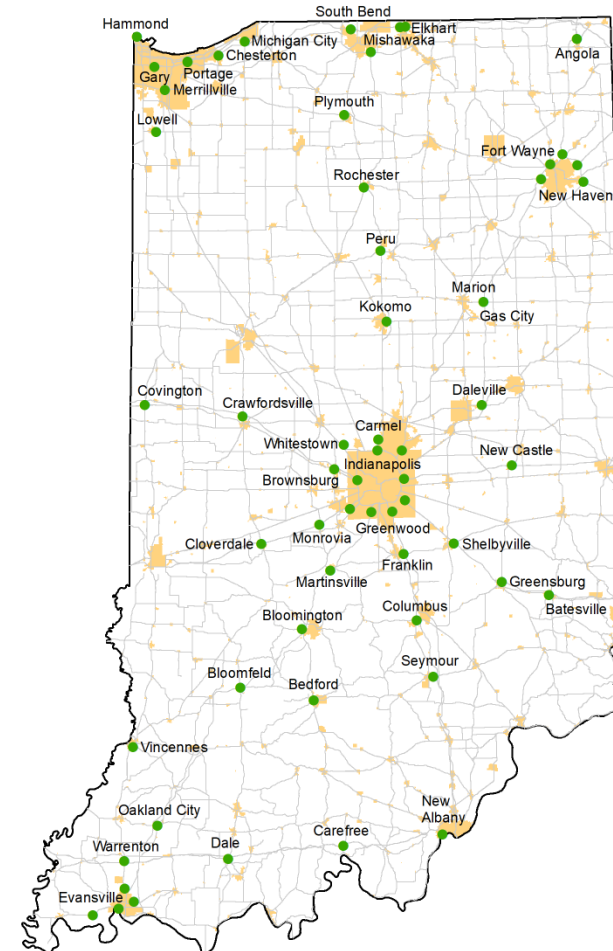
DC Fast Charging Infrastructure Projects Update

DC Fast Charging Infrastructure Program Projects

Project Counts

- 28 applications received for 135 stations
- Indiana Utility Group selected for award
- All IUG partner Funding Agreements are fully executed
- Roughly 85% of site agreements are in place, with balance in place within weeks
- 61 stations installed and operational by December 2023, starting in Spring 2023

Proposed Indiana DC Fast Charging Locations by the Indiana Utility Group (IUG)



● Electric Vehicle Charging Locations
 Highways
 City/Town

0 25 50 mi
 0 25 50 km

Notes: This map is intended to serve as an aid in graphic representation only. This information is not warranted for accuracy or other purposes.
 Mapped By: C. Mitchell, Office of Air Quality Date: 05/26/2021 Map Projection: UTM Zone 16 N Map Datum: NAD83

Drive Clean Indiana Education, Outreach, and Marketing Update



INDIANA DEPARTMENT OF ENVIRONMENTAL MANAGEMENT

Protecting Hoosiers and Our Environment Since 1986



A State that Works

A graphic element for the "Drive Clean Indiana" logo, showing a stylized map of Indiana in blue, with a green road curving through it, and a yellow sun and green grass in the background.

DRIVE CLEAN INDIANA

CLEAN CITIES COALITION NETWORK



Update:

1. Accomplishments
2. Branding and Logo Development
3. Website Development
4. Outreach and Engagement
5. Incorporate Other Funding



Questions?



INDOT National Electric Vehicle Infrastructure Program Update



■ NEVI Program Overview and Goals:

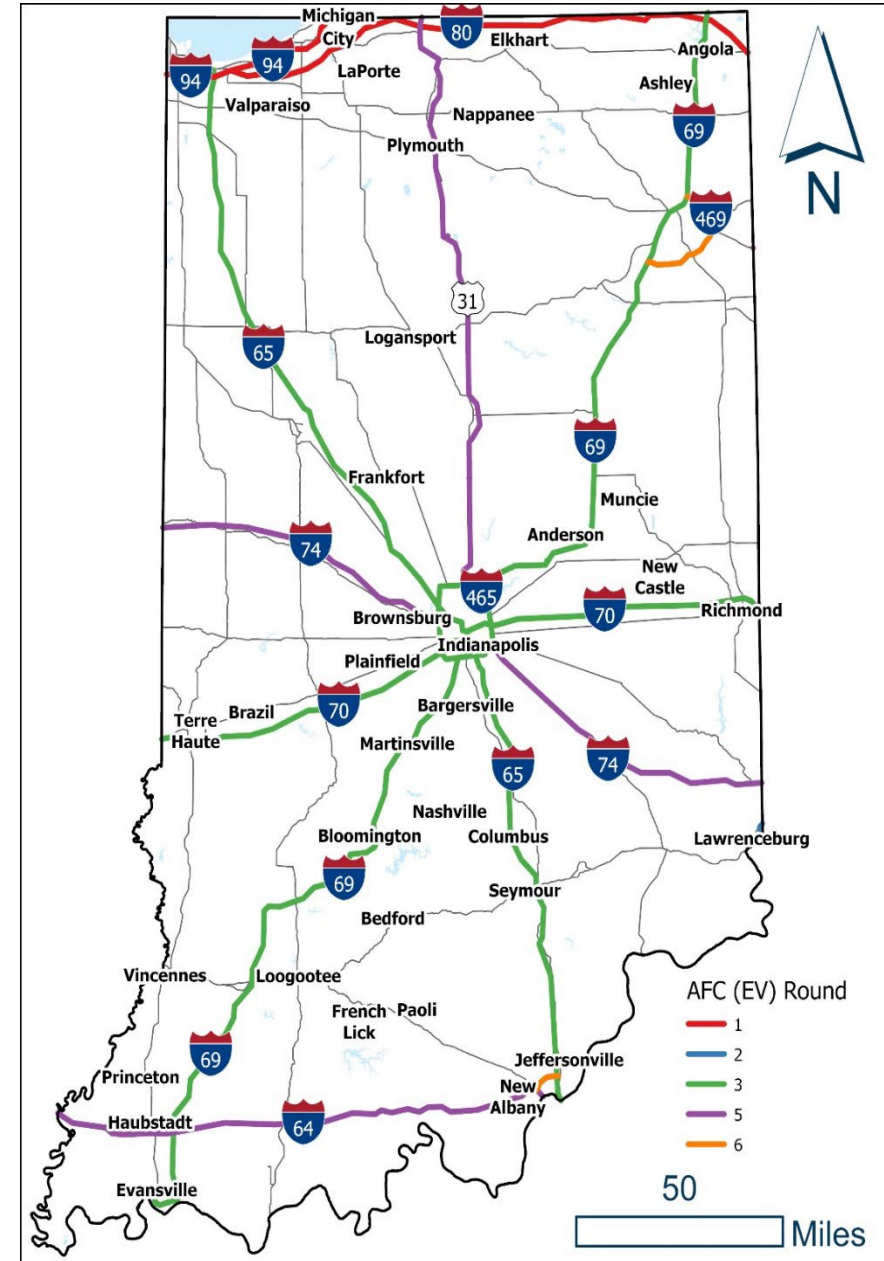
- 2021 Bipartisan Infrastructure Law (BIL)
- Goal: create nationwide network of 500,000 EV chargers by 2030
- Funding:
 - \$7.5B (\$5B formula, \$2.5B discretionary) over 5 years
 - Indiana = \$99,605,738

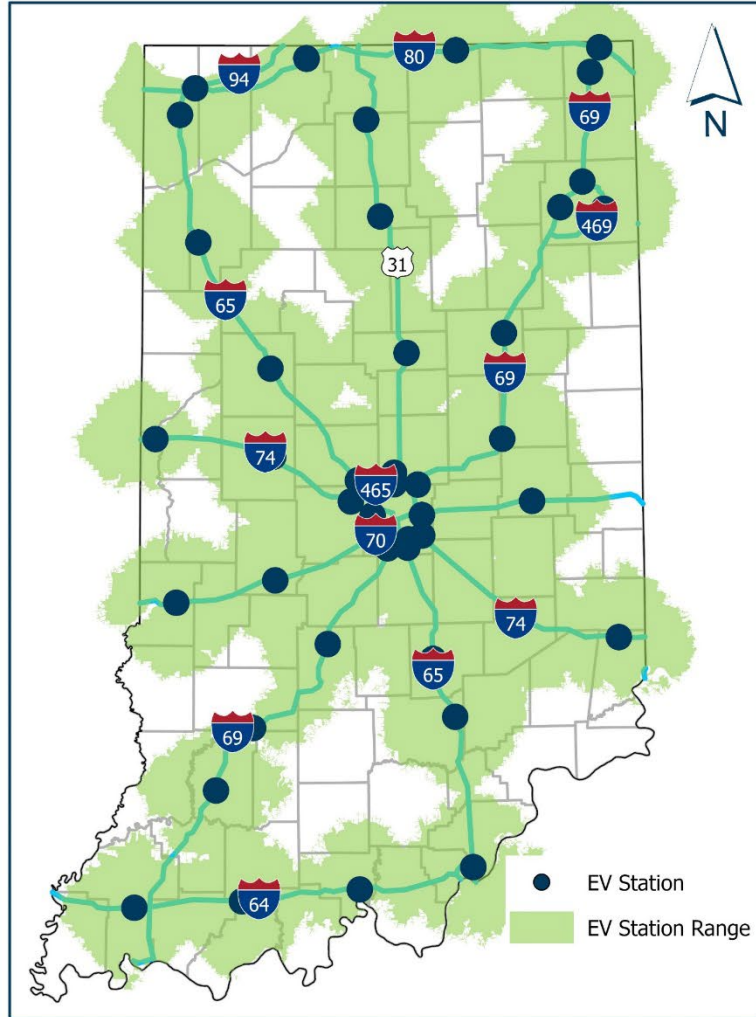
■ Approach:

- Existing research
- Stakeholder engagement
- Plan development and review

■ Key Requirements:

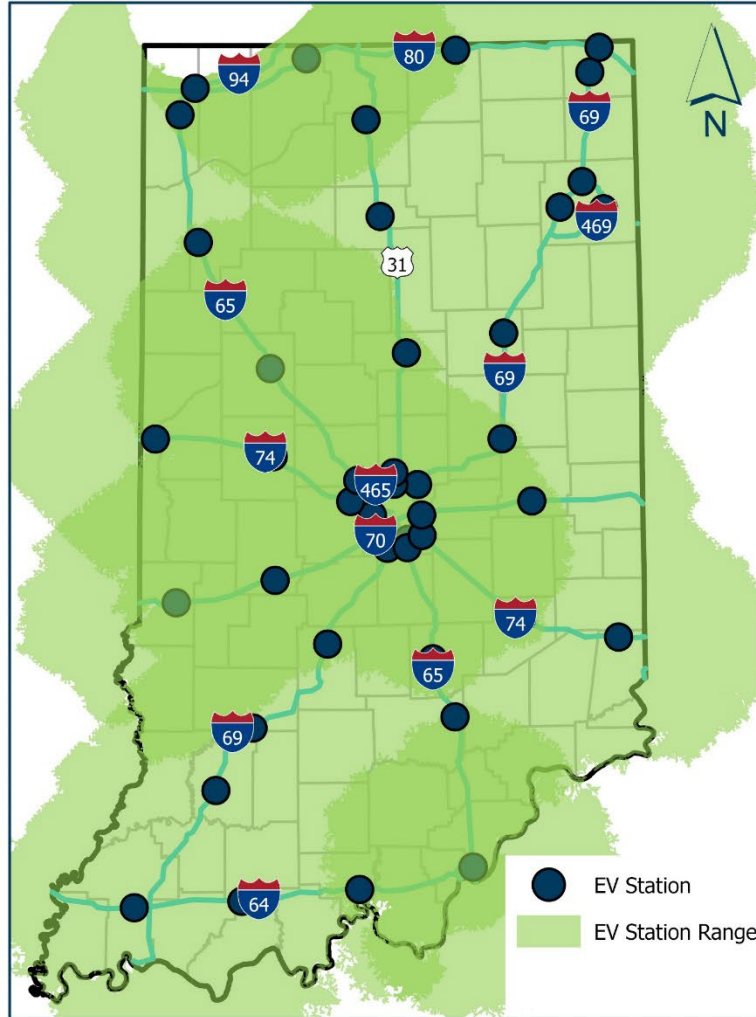
- Every 50 miles along State’s interstate highway system, within 1 mile of the Interstate
- EV charging infrastructure must include at least four 150KW Direct Current (DC) Fast Chargers
- Rest areas are not eligible locations
- States are allowed to contract with private entities for installation, operations and maintenance





Preliminary Charging Infrastructure

- Preliminary charging locations are shown in blue with light green service areas
- Service area shapes represent a 25-mile range
- Overlapping service areas along the EV corridors demonstrate the AFC meets the NEVI criteria
- 44 Preliminary EV charging locations



Preliminary Charging Infrastructure

- With all preliminary charging locations shown, nearly the entire state of Indiana will be within 50-miles of a DCFC charging location
- 98% of Indiana residents will be within 35-miles of a DCFC location



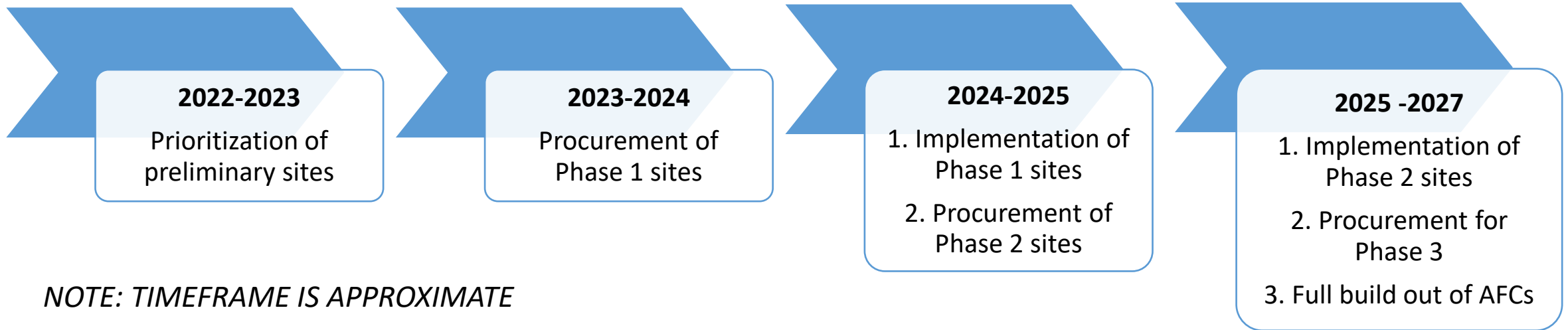
Contracting Overview

- Strategy:

- Competitive procurement process
- Incremental release of RFPs
- Multiple sites in each release

- Assumptions:

- 20% match - leverage private sector contributions
- INDOT will not operate or maintain
- 5-year minimum O&M



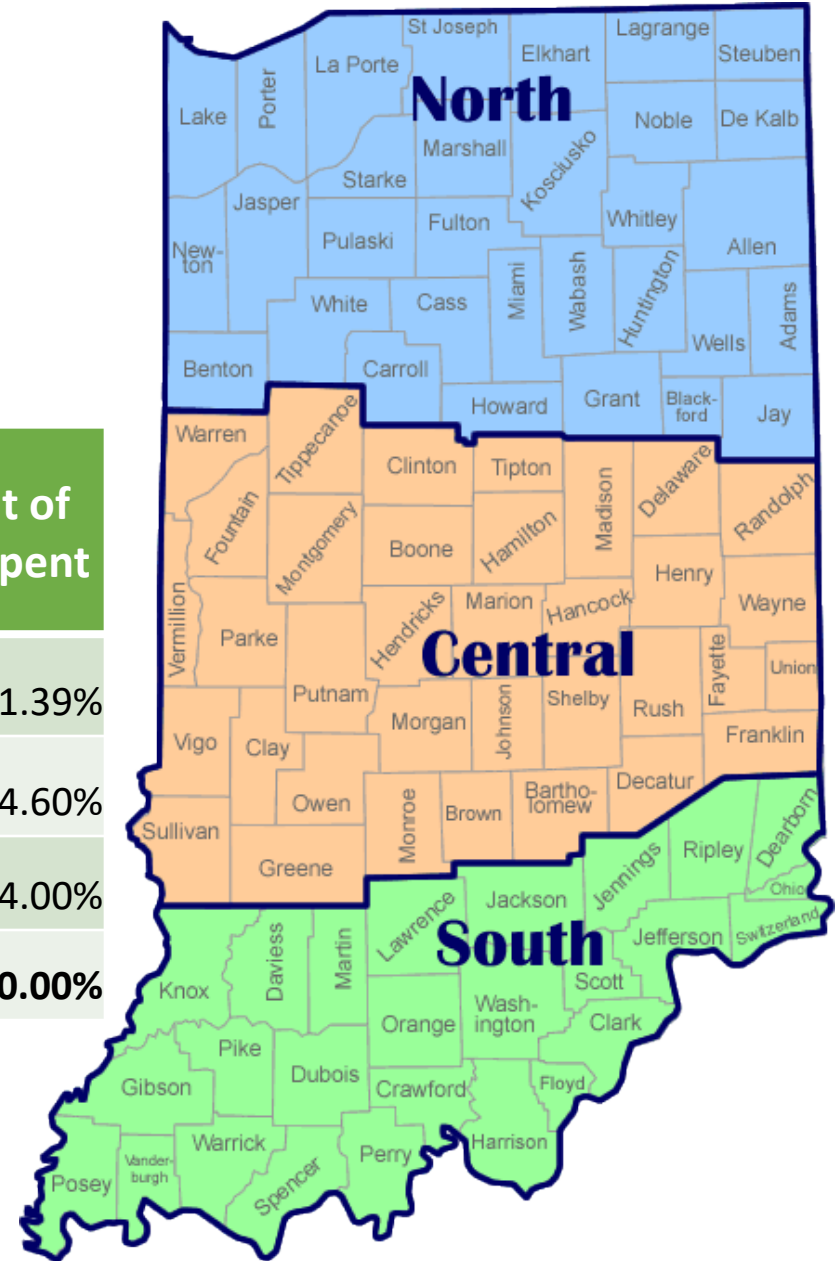
NOTE: TIMEFRAME IS APPROXIMATE

Strategic Round 4 Request for Proposals

Current Financial Obligations of IN VW Mitigation Trust Fund

Project Categories	Obligated to Category from Indiana BMP	VW Mitigation Funds	Remaining Balance of Category	VW Percentage Remaining
Onroad Equipment and Vehicles (EMA 1, 2, 6)	\$21,320,000.00	\$22,328,759.30	\$(1,008,759.30)	-4.73%
Nonroad Equipment and Vehicles (EMA 3, 4, 5, 7, 8)	\$8,200,000.00	\$3,794,847.00	\$4,405,153.00	53.72%
DERA Option (EMA 10)	\$4,100,000.00	\$4,060,457.92	\$39,542.08	0.96%
EV Infrastructure (EMA 9)	\$6,150,000.00	\$6,018,998.00	\$131,002.00	2.13%
Program Administration	\$1,165,880.59	\$800,000.00	\$365,880.59	31.38%
Totals	\$40,935,880.59	\$37,003,062.22	\$3,932,818.37	9.61%
Total without Administration	\$39,770,000.00	\$36,203,062.22	\$3,566,937.78	8.97%

Geographic and Financial Breakdown of Project Regions



Region	Number of Projects	Percent of Total Projects	Funds Spent	Percent of Funds Spent
North	59	60.20%	\$18,531,036.60	61.39%
Central	33	33.67%	\$10,444,282.62	34.60%
South	6	6.12%	\$1,208,745.00	4.00%
Totals	98	100.00%	\$30,184,064.22	100.00%

Round 4 Program Considerations

- Onroad Equipment and vehicles have been overspent to date by roughly \$1 million
- Nonroad Equipment and Vehicles have been underfunded to date by nearly \$3.8 million
- DERA Option programs demand have been on-target with allowable funding
- EV Infrastructure is already funded at the maximum level of 15%
- Program Administration funds can be requested at any time
- Greatest emission reduction potential exists in nonroad equipment and vehicles
- Applications received and projects funded in Southern Indiana have been lagging other regions of the state

Round 4 Program Recommendation, Rationale, and Strategy

Recommendation:

- To obtain the greatest emission reductions possible, Round 4 would focus on nonroad projects across Indiana, with a special investment in marketing and outreach for Southern Indiana participation with a total funding amount of around \$3.5 million

Rationale:

- Nonroad projects at construction sites, port locations, railyards, and other locations where heavy-duty equipment operates have a great localized impact on air quality and quality of life compared to onroad applications
- Over the first 3 rounds of nonroad projects, there has been an increase in diesel-to-electric replacements which are eligible under the VW consent decree, while those focused on non-electric replacements are also eligible under the DERA Option

Strategy:

- Using our marketing and outreach partners, a special focus will be placed on connecting with Southern Indiana nonroad programs and IDEM will utilize our discretion in identifying high-quality projects beyond scoring

VW Committee Discussion and Action on Strategic Round 4 Recommendation

2022 in Perspective

2022 and 2023 Schedule of Milestones and Meetings

Milestone	Estimated Completion	Volkswagen Committee Involvement
Strategic Round 4 RFP for remaining VW funds recommendation	Today	Review and/or Approve
Strategic Round 4 RFP Posted (90 days)	September 2022	NA
Targeted Round 4 awards announced	January 2023	Review and/or Approve

Opportunity for VW Committee to Seek Input or Public Comments from Attendees

For More Information

- **Indiana Volkswagen Mitigation Trust Program website:**
www.idem.IN.gov/vwtrust

- **For program assistance:**
Shawn Seals
- Senior Environmental Manager
- IDEM – Office of Air Quality
- 317-233-0425
SSeals@idem.IN.gov

