

200

BICENTENNIAL BIRTHDAY BASH


**THROW YOUR OWN PARTY TO
CELEBRATE INDIANA'S 200TH BIRTHDAY**

FOR MORE INFORMATION, VISIT [INDIANA200](#) ON PINTEREST



TO EAT

It wouldn't be a true Hoosier party without some delicious local food and drink. Some of these are long-time Hoosier favorites, while some are contemporary. Mix and match, to create the best Bicentennial spread for your table!



WICK'S SUGAR CREAM PIE

-

BICENTENNIAL PUNCH

-


POPCORN BAR

-

BLUE AND YELLOW SWIRL COOKIES

-

AND MORE!



WICK'S SUGAR CREAM PIE

This is the official Indiana pie, so it has to have a guaranteed spot on your table. To order a Wick's Sugar Cream Pie call 800-642-5880.



POPCORN BAR

Hoosiers love popcorn, most likely because of our ties to Orville Redenbacher. Celebrate this famous Hoosier by having a popcorn bar! Set out a large bowl of popped Orville Redenbacher popcorn and a variety of toppings. Try M&Ms, pretzels, sprinkles, red hots, and a variety of seasonings.

Go as big as you want!



INDIANA COOKIES

What you'll need: An Indiana-shaped cookie cutter, the ingredients for your favorite sugar cookie recipe


Make your favorite sugar cookie dough. Roll out the dough and use your Indiana cookie cutter to make a batch of Indiana-shaped cookies!



BICENTENNIAL PUNCH


What you'll need: Blue Hawaiian Punch, Lemonade, yellow sugar crystals, 1 lemon

Mix one part blue Hawaiian Punch and one part prepared lemonade. Add sugar to the rim by using a lemon to wipe around the edge of the glass and dipping in sugar crystals – we recommend yellow!



CHOC-OLA

Choc-Ola is a throwback Indiana favorite. This sweet treat was produced from 1944 to 1985, and now its back!
Visit www.choc-ola.com to find where to buy Choc-Ola near you!





BLUE & YELLOW SWIRL COOKIES

What you'll need: Blue food coloring, yellow food coloring, sprinkles, plastic wrap, ingredients for your favorite sugar cookies

Make a batch of your favorite sugar cookie dough.

Split the dough into two bowls, add blue food coloring to one bowl and yellow to the other. Knead the food coloring into the dough and chill. On a lightly floured surface roll out each ball of dough to about $\frac{1}{4}$ inch thickness.

Apply a little water to the blue dough using a pastry brush.


Roll the yellow dough around the rolling pin and unroll it on top of the blue dough. Trim the edge so you have a neat rectangle. Roll the dough from

one of the wider ends. Once it's rolled, spill some sprinkles onto the counter. Brush the log of dough with water and roll it in the sprinkles.

Wrap the dough in plastic and refrigerate for one hour. Next, slice the dough into rounds and bake according to your sugar cookie recipe.

Voila, you have Indiana swirl cookies!





FOR ADULTS 21+

Adults over the age of 21 can enjoy these
Bicentennial drinks



Bicentennial Punch

Follow the recipe for Bicentennial punch. Try adding spirits from a local Indiana distillery such as Hotel Tango Golf Gin or Victor Vodka. Other distilleries in locations around Indiana include: Cardinal Spirits, Bourbon Street Distillery, Heartland Distillery, Kinsmen Distillery and Hunt Club Distillery.




Champagne Velvet

This is the beer with the "Million Dollar Flavor" by Upland Brewing Co. The recipe is originally from 1902, and became the flagship Indiana brew. Upland reformulated the recipe—based on that same scrap of note paper that Walter Braun, its creator, used—and is proud to carry on the legacy of a true Midwestern legend. So, toast Indiana, take a cue from the countless Hoosiers who made this brew famous—and enjoy the smooth, sessionable flavor of Champagne Velvet.





TO LISTEN



It's no secret that there are some Hoosier greats in the music business. You've got Michael Jackson, John Mellencamp and Babyface, just to name a few. There are also some great songs about Indiana! You can be sure that the music at your Bicentennial bash will be rockin'.



BILLIE JEAN - MICHAEL JACKSON
SMALL TOWN - JOHN MELLENCAMP
GOIN' BACK TO INDIANA - JACKSON 5
INDIANA - JOHN MCLAUGHLIN
LET'S HEAR IT FOR THE BOYS - DENIECE WILLIAMS
INDIANA MOON - HUNTER SMITH BAND
INDIANA SKY - JOSH GARRELS
NOVEMBER RAIN - GUNS N' ROSES
IF I CAN'T LIVE FOR LOVE - MODOC
HAVE A LITTLE FAITH IN ME - JOHN HIATT
CHANGE THE WORLD - KENNETH 'BABYFACE' EDMONDS
NO RAIN - BLIND MELON
BACK HOME AGAIN IN INDIANA - JIM NABORS
ON THE ROAD - HOUNDMOUTH
HANG ON SLOOPY - THE MCCOYS
PAY HOOSIER HYSTERIA - THE GIZMOS
CAN'T ROCK MY DREAM FACE - UMPHREY'S MCGEE



TO DECORATE

LIKE WITH ANY BIRTHDAY PARTY, YOU WON'T WANT TO SKIMP ON THE DECORATIONS. YOUR COLOR SCHEME IS EASY ENOUGH, BLUE AND YELLOW IN HONOR OF THE STATE FLAG! YOU'LL HAVE YOUR BALLOONS AND STREAMERS, BUT HOW ABOUT SOME LESS TRADITIONAL DECORATIONS? WE HAVE A FEW IDEAS FOR YOU!

CONFETTI BALLOONS

What you'll need: CLEAR BALLOONS, BLUE AND YELLOW CONFETTI.

Give your balloons a festive flair by adding confetti! Sprinkle the confetti inside the balloon, blow it up and shake it around for the best affect. Now you're ready to hang up your masterpiece!

TASSEL GARLAND

What you'll need: tissue paper (1 sheet = 2 tassels), scissors, tape (decorative or plain) and string.

First fold each sheet of tissue paper in half length-wise and then again width-wise. After folding the tissue paper, cut strips into each fringe. Leave about 1 inch uncut at the fold line and try to keep each strip about the same width. Cut the fringed tissue paper in half, unfold it and roll it tightly down the middle crease. It gets tangled easily, so take your time! After you've finished rolling the tassel, fold it in half and twist the top to create a loop. Tape each tassel to prevent the loop from coming undone. Finally, string your tassels and hang them!

TISSUE PAPER PARTY SIGN

WHAT YOU'LL NEED: FOAM CORE, TISSUE PAPER (WE WENT WITH BLUE AND YELLOW), LIQUID GLUE, SOMETHING TO CUT WITH (X-ACTO KNIFE, OR SOMETHING SIMILAR).

2016 is a big year for Indiana, so of course it should be part of the decorations-and this is one the kiddos can help with!


Outline your numbers (2, 0, 1 and 6) on the foam core and cut them out. Cut your tissue paper into small squares. Now for the fun part! Grab a tissue paper square, crinkle it up, dip the bottom into glue, stick it on the foam core. Now get to sticking! Cover the foam core completely. When you're done you will have a one-of-a-kind sign!

FLAGS

This is an easy one! Show your Hoosier spirit by flying the Indiana State Flag and the Indiana Bicentennial Flag. You can hand out small flags to your guests. The flags can be purchased at the Indiana Historical Bureau.



GAMES & OTHER FUN THINGS



What's a party without a few
fun games and activities?
Here are a few to try out!

MAKE YOUR OWN PARTY HATS

What you'll need: plain party hats, paint, brushes, pompoms and a hot glue gun.

Have each guest paint their party hat. Let the hats dry for 10-15 minutes. Next, hot glue the pompoms around the bottom of the hat and add one to the top! Let the hat sit for another 5-10 minutes and voila, your party hats are done!

PIN THE TORCH ON THE FLAG

On a cork board, create an Indiana state flag without the torch. Cut out a torch for each guest at your party. Take turns wearing a blindfold and trying to pin the torch where it belongs on the flag!

CHARADES

When your guests arrive have them write down three of their favorite Hoosiers. This could be a member of the family, a cartoon character like Garfield or a well-known Hoosier like Michael Jackson. When you're ready to play, take turns acting out these characters for a game that's sure to have the whole room in stitches!

MUSICAL CHAIRS

Get that Indiana-themed playlist going for a game of musical chairs!

DESIGN YOUR OWN STATE SEAL

You can download and print a blank state seal on the Indiana Bicentennial Commission website, www.indiana2016.org. Print a copy for each of your guests and have a competition for who can design the most creative Indiana state seal.

INDIANA TRIVIA

Visit our website for a list of Indiana trivia. Split your guests in to two or more teams for a little bit of Indiana competition!

Here are a few to get you started:

- In what Indiana city was the first Major League Baseball game played?
- Who designed the Indiana state flag?
- What is the Indiana state song? Who wrote it?
- What city was Indiana's first capitol?
- Who is called the "father" of Indiana State Parks?
- Who was President during Indiana's Centennial?
- Which city is the "RV Capitol of the World"?
- The movie "Breaking Away" was filmed in what Indiana city?
- What is the Indiana state tree?
- What is the Indiana state song?