




1995 ANNUAL REPORT



INDIANA HORSE RACING COMMISSION



State of Indiana
Indiana Horse Racing Commission

Evan Bayh, Governor

Letter to the Governor

March 15, 1996

The Honorable Evan Bayh
Governor of the State of Indiana
Room 206, The Statehouse
Indianapolis, IN 46206

Dear Governor Bayh:

The year of 1995 saw a number of important milestones for Indiana's pari-mutuel racing industry. Hoosier Park opened the state's first satellite wagering facility in Merrillville on January 25th. By year-end, high-quality operations were also opened in Fort Wayne and downtown Indianapolis. Each of these facilities enhanced the quality of live racing at Hoosier Park by contributing significantly to its purse structure. Also in 1995, Hoosier Park conducted the state's first Thoroughbred race meet.

As in the past, the Commission continues to focus its energies on diligently regulating the pari-mutuel industry. The results of our regulatory efforts, along with statistics of interest, are highlighted in this report.

I am pleased to report that Indiana has gained a reputation throughout the Midwest for clean, honest and competitive racing. The Indiana Horse Racing Commission is determined to provide the strong leadership that is needed to assist in the continued success and maintain the integrity of our new pari-mutuel racing industry. Each Commissioner is proud and grateful to have the opportunity to serve you in this endeavor.

Respectfully submitted,

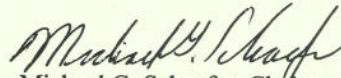

Michael G. Schaefer, Chairman
Indiana Horse Racing Commission

Table Of Contents

Commission and Staff	3
Year in Review	4
Live Racing at Hoosier Park	5
Simulcast Wagering by Location	6
Distribution of the Wagering Dollar	7
State Revenues	7
Breakdown of Handle by Breed and Type.....	8
Purses	8
Simulcast Handle - Hoosier Park as Host Track.....	9
Simulcast Handle - Hoosier Park as Receiving Track.....	10
Occupational Licensing	11
Equine Drug Testing	12
Breed Development Programs.....	13
Blood Gas Analysis Program.....	14
Human Drug Testing.....	14
Riverboat Revenue.....	14
1996 Live Racing Dates.....	15

Indiana Horse Racing Commission

Commissioners

Michael Schaefer	Chairman
K. Clay Smith	Vice-Chairman
Richard Darko	Secretary
Thomas Wetterer	Member
Robert Ossenberg	Member

Staff

Joe Gorajec	Executive Director
Kay Roberts	Assistant Executive Director
Robert Smith	Director of Security
Deena Pitman	Director of Licensing
Rawdon Staley	Controller
Shirley England	Licensing Supervisor
Tracey Ruth	Administrative Secretary
Corinne Taylor	Account Clerk
Leslie Buck	Receptionist

To further assist the Commission with its regulatory responsibilities, the following individuals provided professional or technical service at Hoosier Park during the 1995 racing season.

Standardbred Judges

Douglas Thomas, Presiding Judge
Robert Agner, Associate Judge
Scott Egger, Associate Judge

Thoroughbred Stewards

Leland Seba, Presiding Steward
Emile Gauchet, Associate Steward
Steve Pagano, Associate Steward

Commission Veterinarian

David Younts, D.V.M.

Veterinary Technicians

Stephanie Jarvis
Karen Rash
Claudia Shaff

Racing Inspectors

Paul Clark
Jean Justice

Commission Investigator

Ronald Good

Standardbred Development Advisory Committee

Henry B. Blackwell, II
Ernest M. Gaskin
Nat Hill, IV

Thoroughbred Development Advisory Committee

Mari Hulman George
Ed Martin, Jr.
Timothy H. Sams

Year In Review

January

- Governor Bayh appoints Mari George, Eddie Martin, Jr. and Tim Sams to the Thoroughbred Breed Development Advisory Committee.
- The Commission unanimously approves the issuance of a license to Hoosier Park to operate a satellite facility in downtown Indianapolis at Claypool Court.

Hoosier Park opens the state's first satellite wagering facility in Merrillville on January 25, 1995.

April

- After several unsuccessful attempts to secure financing, Sagamore Park surrenders its permit to the Commission to construct a track in Shelbyville.
- The state's second satellite wagering facility opens for business in Ft. Wayne on April 26, 1995.

May

- Hoosier Park set a single day system-wide handle record on Kentucky Derby Day with wagering totaling \$1,411,239.

July

- Pacific Rocket wins the \$75,000 Dan Patch Invitational pacing to a track record 1:50.

August

- Don Irvine, Jr. captures the driving championship with 109 wins. Doug Gosney tops the trainers standings with 52 victories.

September

- On September 1, 1995, a crowd of 5,283 witnesses the first pari-mutuel thoroughbred race in the state's history. Ricky Faul, aboard Minnatoga, rides into the history books as the meet's first winner.

October

- On October 7, 1995, Peruvian, with Dean Kutz up, comes from off the pace to post a 1 3/4 length triumph in the inaugural running of the \$100,000 added Indiana Derby. A crowd of 5,726 sets an on-track single race record by wagering \$85,633 on the Derby.
- On October 25, 1995, Hoosier Park opens its third satellite wagering facility in downtown Indianapolis at the Claypool Court.
- Hoosier Park breaks its single day system-wide handle record set on Kentucky Derby Day when \$1,513,169 is wagered on Breeders' Cup Day.
- Ricky Faul runs away with the riding title with 59 wins. David Van Winkle tops the meet-ending trainers standing with 16 victories.

Live Racing At Hoosier Park

Standardbred

Number of Dates	104
Total Handle	\$11,468,514
Average Daily Handle	\$110,274
Total Attendance	146,671
Average Daily Attendance	1,410

Thoroughbred

Number of Dates	42
Total Handle	\$ 6,459,004
Average Daily Handle	\$153,786
Total Attendance	95,468
Average Daily Attendance	2,273

Combined Standardbred and Thoroughbred

Number of Dates	146
Total Handle	\$17,927,518
Average Daily Handle	\$122,791
Total Attendance	242,139
Average Daily Attendance	1,658

The statistics above represent attendance and handle at Hoosier Park on live racing only. Additional wagering on Hoosier Park's live racing at Indiana OTB's is as follows: standardbred (\$1,136,564), thoroughbred (\$500,611) totaling (\$1,637,175). Such wagering is included in OTB handle statistics on the next page.

Simulcast Wagering by Location

	Hoosier Park	Merrillville OTB
Simulcast Dates	283	287
Total Handle	\$43,767,677	\$33,974,663
Average Daily Handle	\$154,656	\$118,379

	Ft. Wayne OTB	Indianapolis OTB
Simulcast Dates	189	62
Total Handle	\$9,540,054	\$12,303,375
Average Daily Handle	\$50,476	\$198,442

Total Simulcast Handle \$99,585,769

Hoosier Park statistics represent all wagering on out-of-state simulcasts (no live racing). The number of simulcast dates at Hoosier Park reflect any dates on which full card simulcasting took place. Special race simulcasting at Hoosier Park is included in the handle, but not in the number of dates. All OTB statistics represent all wagers at each location on both in-state and out-of-state simulcasting.

Attendance for simulcasting is as follows: Hoosier Park (122,779), Merrillville (107,007) and Ft. Wayne (54,275). Admission is not charged at the Indianapolis OTB, consequently, attendance is not counted.

Distribution of the Wagering Dollar

The following is a breakdown of the distribution of all monies wagered at Hoosier Park and its satellite facilities:

Returned to Bettors	\$93,532,293.16
Track Share	13,927,798.84
Purses Earned	6,586,411.64
Pari-Mutuel Tax	2,629,308.13
Breakage	<u>837,475.23</u>
Total Handle.....	\$117,513,287.00

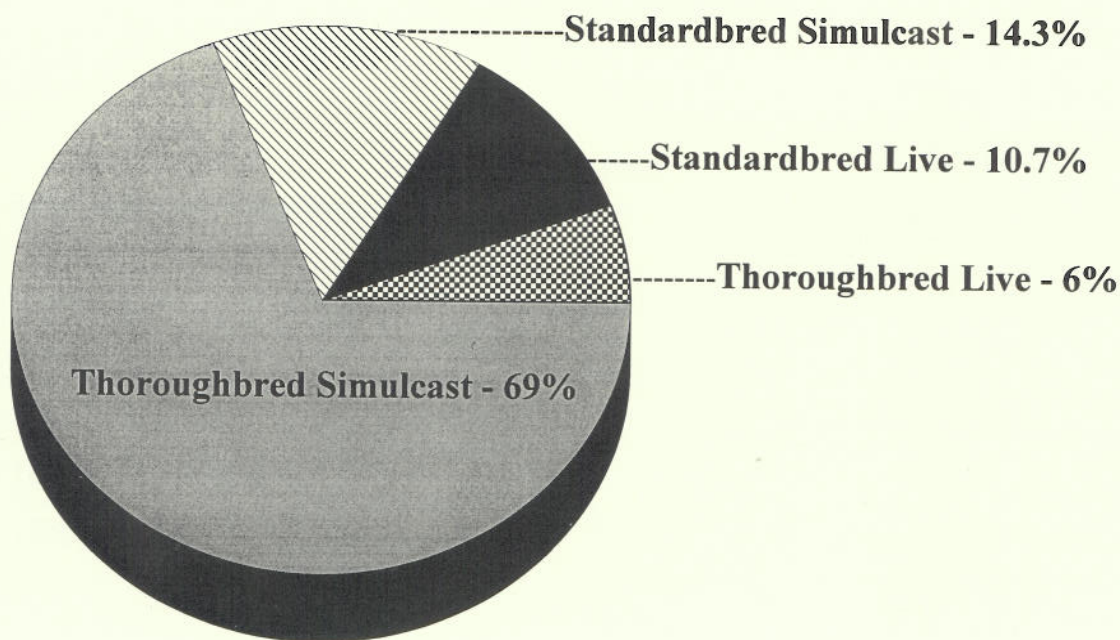
State Revenues

The following are the direct state revenues collected in accordance with the pari-mutuel statute IC 4-31:

Pari-Mutuel Tax.....	\$2,629,308.13
Track Reimbursement for Officials.....	170,551.76
Occupational License Fees	130,325.00
Admission Tax	91,104.20
Fines Paid	25,635.00
Track Permit and License Fees	<u>8,000.00</u>
Total Revenue.....	\$3,054,924.09

The direct revenue received by the State of Indiana exceeded the cost of regulation. Indiana Horse Racing Commission expenditures for calendar year 1995 were \$1,161,913.

Breakdown of Handle by Breed and Type



Breed	Live Handle	%	Simulcast Handle	%	Total Handle	%
Standardbred	\$12,605,078	10.7	\$ 16,865,557	14.3	\$ 29,470,635	25
Thoroughbred	\$6,959,615	6.0	\$ 81,083,037	69.0	\$ 88,042,652	75
Combined Breeds	\$19,564,693	16.7	\$ 97,948,594	83.3	\$ 117,513,287	100

The handle above represents all money wagered at all Indiana locations.

Purses

The following is a breakdown of purses paid by breed at Hoosier Park. Breed Development purse supplements are included. Horsemen fees and Breed Development bonuses for Indiana sired or Indiana owned are *not* included.

Breed	Dates	Purse Paid	Average Daily Purse Distribution
Standardbred	104	\$3,593,180	\$34,550
Thoroughbred	42	\$2,673,058	\$63,644

Total purses paid including horsemen's monies were \$4,301,580 to standardbreds and \$2,760,218 to thoroughbreds.

Simulcast Handle - Hoosier Park as Host Track

The following is a breakdown by breed and track of monies wagered out-of-state on Hoosier Park's live race meets.

Standardbred

Kentucky (State-wide system)	\$ 683,928
Foxboro Raceway	545,401
The Meadowlands	243,104
Lebanon Raceway	248,361
Delaware Park	243,681
The Red Mile	241,629
Dueling Grounds	213,906
Woodbine	134,665
Sportsman's Park	106,742
The Meadows	71,364
Pompano Park	70,208
Yonkers Raceway	63,334
Northfield Park	34,119
Buffalo Raceway	6,695
Freehold	2,949
Scarboro Downs	<u>1,633</u>
Total Handle	\$ 2,911,719

**Standardbred
Daily Average
(104 dates)**

\$27,997

Thoroughbred

Kentucky (State-wide system)	\$ 4,465,313
Illinois (State-wide system)	3,323,241
Ohio Hub	496,785
Retama Park	491,879
Canterbury Park	413,229
Rockingham Park	375,647
Prairie Meadows	313,983
Sam Houston	214,377
Delaware Park	197,042
Freehold Raceway	135,091
Mobile Greyhound Park	130,052
Atlantic City Hub	86,351
Laurel Race Course	85,705
Geneva Lakes	82,792
Foxboro Raceway	54,509
Pocono Downs	<u>10,201</u>
Total Handle	\$10,876,197

**Thoroughbred
Daily Average
(42 dates)**

\$258,957

Simulcast Handle - Hoosier Park as Receiving Track

The following is a breakdown, by breed and track, of monies wagered at all in-state locations on simulcasts originating from out of state.

Standardbred

The Meadowlands	\$ 3,863,903	Freehold	\$ 627,477
Sportsman's Park	2,287,548	Red Mile	536,762
Maywood Park	2,202,958	Northfield Park	321,271
Balmoral Park	2,154,888	Yonkers Raceway	249,915
Garden State Park	1,181,239	Hawthorne	244,159
The Meadows	1,104,011	Pocono Downs	139,688
Pompano Park	983,572	Delaware County, OH	50,212
Foxboro Raceway	867,319	Syracuse Mile	28,076
		Buffalo Raceway	22,559
Total		\$ 16,865,557	

Thoroughbred

Churchill Downs	\$ 8,099,100	Hialeah Park	\$ 2,075,879
Turfway Park	7,985,628	Aqueduct	2,053,681
Gulfstream Park	5,388,821	Delaware Race Course	1,715,666
Hawthorne	5,008,789	Monmouth Park	1,619,213
Oaklawn Park	4,114,223	Pimlico	1,496,826
Sportsman's Park	3,862,940	Garden State Park	1,235,942
Belmont Park	3,816,674	Saratoga Race Course	1,378,793
Calder Race Course	3,626,224	Sam Houston	1,283,491
Laurel Race Course	3,443,647	Retama Park	828,951
Arlington Park	3,421,289	Rockingham Park	792,417
The Fairgrounds	3,361,719	Del Mar	756,610
Hollywood Park	2,691,939	Suffolk Downs	416,820
Keeneland Race Course	2,638,990	Turf Paradise	231,045
Santa Anita	2,633,430	Atlantic City	188,419
Ellis Park	2,570,396	Fairplex Park	105,846
The Meadowlands	2,178,021	Dueling Grounds	55,895
		National Pick Seven	5,713
Total		\$ 81,083,037	

Occupational Licensing

Pursuant to IC 4-31-6 and 71 IAC 5-1-1, all persons participating in pari-mutuel racing under the jurisdiction of the Commission are required to be licensed. The licensing process is the backbone of the Commission's regulatory efforts. Each prospective licensee is fingerprinted. The Federal Bureau of Investigation (FBI) and the Indiana State Police provide the Commission with criminal histories of all applicants. The Commission may refuse or deny the application for licensure of any person whose criminal or racing violation record is contrary to the public's best interest.

Category	Count	Category	Count
Owner, Standardbred	1,071	Asst. Trainer, Thoroughbred	48
Owner, Thoroughbred	830	Commission Staff	38
Groom	649	Vendor/Contractor	34
Vendor Employee	519	Track Management	34
Pari-Mutuel Clerk	325	Exercise Rider	32
Owner/Trainer/Driver	235	Farrier	25
Trainer, Thoroughbred	226	Racing Official	22
Track Employee	224	Pony Rider	18
Owner/Trainer, Thoroughbred	189	Jockey Agent	17
Track Security	171	Other	13
Owner/Trainer, Standardbred	119	Apprentice Jockey	12
Driver/Trainer	104	Valet	11
Jockey	92	Asst. Trainer, Standardbred	10
Stable Name	66	Veterinarian	9
Trainer, Standardbred	63	Authorized Agent	8
Driver	51	Stable Employee	3
		Farrier's Assistant	1

Total 1995 Licenses Issued: 5,269

Total License Fees: \$130,325

In 1995, the Commission issued fifty-four (54) probationary licenses. The Commission refused ten (10) applications for licensure and revoked four (4) licenses.

Note: The fees indicated above do not include fingerprint fees paid directly to the Indiana State Police and the FBI.

Equine Drug Testing

Pari-mutuel horse racing can succeed as a legitimate major league sport only if its races are perceived by the wagering public to be honest, competitive contests, free from manipulation by man or drugs. The equine drug detection program established by the Commission serves as an effective deterrent against the use of drugs. With the exception of furosemide (lasix) and phenylbutazone (bute), under regulatory restrictions, state law and commission rules prohibit the presence of any drug in horses racing at a pari-mutuel track. The Commission's drug detection program is one of the nation's most comprehensive and its laboratory one of the most respected in the racing industry.

Truesdail Laboratory in Tustin, California, serves as the primary testing laboratory for the Indiana Horse Racing Commission. Truesdail Lab has been a leader in racing chemistry and drug related research for over 50 years. Truesdail Laboratory is a member of The Association of Official Racing Chemist (AORC) and The Association of Racing Commissioners International's Drug Testing Standards and Practices Committee.

The following table indicates, by breed, the number of samples analyzed and the number of positive tests reported. In each instance, the offending horse was disqualified and placed last. In accordance with the pari-mutuel statute, all purse money earned is ordered returned and redistributed. The trainer of each offending horse was penalized by a suspension and/or fine.

Breed	Race Dates	Urine	Blood	Positive Tests
Standardbred	104	1592	1893	6
Thoroughbred	42	687	769	7
Totals	146	2279	2662	13

The table below represents a further breakdown, by breed, of the name and types of drugs reported by the laboratory.

Number of Violations		Drug/Foreign Substance	Type
Standardbred	Thoroughbred		
4	1	Phenybutazone (overage)*	non-steroidal anti-inflammatory
-	3	Flunixin (Banamine)	non-steroidal anti-inflammatory
2	-	Pyrilamine	anti-histamine
-	1	Benzocaine	local anesthetic
-	1	Lidocaine	local anesthetic
-	1	Naproxen	non-steroidal anti-inflammatory

* (overage) - an overage is the presence of permitted therapeutic medication in excess of allowable levels.

Breed Development Programs

Overview

Pursuant to IC 4-31-11, development funds have been established to promote the breeding of horses while stimulating the agri-business sector of the state's economy. All breakage and unclaimed winning tickets are statutorily earmarked for breed development. Standardbred and thoroughbred breed development advisory committees make recommendations to the Commission regarding the distribution of these monies.

Standardbred

The Standardbred Breed Development Advisory Committee has initiated an extensive program which allocates monies for Indiana sired, bred and/or owned, competing at Hoosier Park, the State Fair and several county fairs. In 1995, \$248,116 was distributed as awards and purse supplements to participating horse owners.

In 1996, with additional revenue, the breed can look forward to an enhanced program that include the inaugural competition of the Genesis Series designed for Indiana sired or owned fillies.

Thoroughbred

The development program for the inaugural thoroughbred race meet at Hoosier Park in 1995 consisted of awards to winning Indiana bred totaling \$13,711. In addition, \$20,000 was supplemented to the Home Grown Handicap for Indiana bred or owned horses.

For 1996 and beyond, the Thoroughbred Breed Development Advisory Committee has formulated a comprehensive multi-layered program consisting of awards for breeders, owners and stallion owners.

1995 Development Fund Revenue

Breed	Breakage	Outstanding Tickets*	Total
Standardbred	\$418,737.19	\$87,783.07	\$506,520.26
Thoroughbred	\$418,737.18	\$13,211.43	\$431,948.61
Total	\$837,474.37	\$100,994.50	\$938,468.87

* Outstanding ticket revenue is based on tickets purchased in 1994 which expired in 1995.

Blood Gas Analysis Program

The purpose of the Blood Gas Analysis (BGA) program is to deter and detect the practice of "bicarbonate loading" or what is known in the racing business as "milkshaking". This practice generally entails giving a horse a large quantity of an alkaline substance, usually baking soda, prior to a race. The alkaline substance neutralizes the lactic acid that is produced during exercise and, as a consequence, delays the onset of fatigue. Research has demonstrated that this practice induces some horses to race faster times. Bicarbonate loading can give a horse an unfair competitive edge and thus compromise the integrity of the sport. This practice is strictly prohibited by the rules of the Commission.

The BGA Program is operated by the Commission in a small laboratory located in the paddock at Hoosier Park. Blood samples of selected horses are analyzed prior to the race on a state-of-the-art blood gas analysis machine. Each sample is analyzed by a certified lab technician under contract through St. John's Hospital in Anderson.

Human Drug Testing

Commission regulations provide that a licensee or an applicant for licensure may be required, if reasonable suspicion exists, to submit to a drug test.

The Commission tested fourteen (14) such individuals in 1995. Of that number, three (3) positive tests were identified and confirmed. In each instance, the licensee was suspended for a minimum of thirty (30) days.

Riverboat Revenue

The statute permitting riverboat gaming in Indiana earmarks sixty-five (65) cents of the three dollar admission tax to the pari-mutuel horse racing industry. These funds are distributed to various segments of the racing industry in accordance with Commission rule 71 IAC 12-2-15.

The first riverboat revenues were generated on December 5, 1995, with the opening of the Casino Aztar in Evansville. The total allocated to racing was \$98,020.87.

1996 Hoosier Park Live Race Dates

Standardbred - 80 dates (April 25 - September 2)
 Thoroughbred - 53 dates (September 20 - November 30)

April						
S	M	T	W	T	F	S
	1	2	3	4	5	6
7	8	9	10	11	12	13
14	15	16	17	18	19	20
21	22	23	24	25	26	27
28	29	30				

May						
S	M	T	W	T	F	S
			1	2	3	4
5	6	7	8	9	10	11
12	13	14	15	16	17	18
19	20	21	22	23	24	25
26	27	28	29	30	31	

June						
S	M	T	W	T	F	S
						1
2	3	4	5	6	7	8
9	10	11	12	13	14	15
16	17	18	19	20	21	22
23	24	25	26	27	28	29
30						

July						
S	M	T	W	T	F	S
	1	2	3	4	5	6
7	8	9	10	11	12	13
14	15	16	17	18	19	20
21	22	23	24	25	26	27
28	29	30	31			

August						
S	M	T	W	T	F	S
				1	2	3
4	5	6	7	8	9	10
11	12	13	14	15	16	17
18	19	20	21	22	23	24
25	26	27	28	29	30	31

September						
S	M	T	W	T	F	S
1	2	3	4	5	6	7
8	9	10	11	12	13	14
15	16	17	18	19	20	21
22	23	24	25	26	27	28
29	30					

October						
S	M	T	W	T	F	S
		1	2	3	4	5
6	7	8	9	10	11	12
13	14	15	16	17	18	19
20	21	22	23	24	25	26
27	28	29	30	31		

November						
S	M	T	W	T	F	S
					1	2
3	4	5	6	7	8	9
10	11	12	13	14	15	16
17	18	19	20	21	22	23
24	25	26	27	28	29	30

■ Indicate Standardbred Dates

● Indicate Thoroughbred Dates

Post Times

7:00 p.m. Weekdays & Saturdays
 1:30 p.m. Sundays & Holidays

Indianapolis Office

**Indiana Horse Racing Commission
ISTA Center, Suite 412
150 W. Market St.
Indianapolis, IN 46204
Phone: (317) 233-3119
Fax: (317) 233-4470**

Field Office

**Indiana Horse Racing Commission
c/o Hoosier Park
4500 Dan Patch Circle, #4
Anderson, IN 46013
Phone: (317) 683-2565
Fax: (317) 683-2568**

