

# INDIANA HORSE RACING COMMISSION



Photo: Courtesy of Lawrence Van Garrett/coadyphoto.com



## 2009 ANNUAL REPORT

Photo: Courtesy of Dean Gillette

[www.IN.gov/hrc](http://www.IN.gov/hrc)



# **T**able Of Contents

Indiana Racetracks & OTB's . . . . .	3
Commission Senior Staff. . . . .	4
Commission Race Track Staff. . . . .	4
Live Racing at Tracks. . . . .	5
Simulcast Handle. . . . .	5
Total In-State Handle . . . . .	6
Distribution of the Wagering Dollar. . . . .	7
State Revenues . . . . .	7
Occupational Licensing. . . . .	8
Equine and Human Drug Testing. . . . .	9
Breed Development Programs, Awards and Revenues. . . . .	10
Breed Development Committees . . . . .	10
Slot and Riverboat Revenue. . . . .	11
2010 Live Racing Dates. . . . .	12

# Indiana Racetracks & OTB's



## HOOSIER PARK RACING • CASINO

a Centaur Gaming Destination

### Mailing Address

4500 Dan Patch Circle, Anderson, Indiana 46013  
Telephone: 765-642-RACE (7223) Fax: 765-683-2599

### Meet Period

March 24, 2009 - July 11, 2009 (Standardbred)  
July 30, 2009 - October 24, 2009 (Thoroughbred/Quarter Horse)  
(143 Racing Days - 63 Flat Racing; 80 Standardbred Racing)

### Track Stats

Grandstand Seating Capacity: 1,750  
Barn Area Stall Space: 980  
Size of Track: Length: 7/8 mile, Width: 90 feet

### Off Track Betting Parlor Locations

Ft Wayne OTB - 1820 West Washington Center Road; Phone: (260) 490-9006  
Indianapolis OTB - 110 West Washington St.; Phone: (317) 656-7223  
Merrillville OTB - 7610 Broadway; (219)-755-0000



### Mailing Address

4200 N Michigan Rd, Shelbyville, Indiana 46176  
Telephone: 317-421-0000 Fax: 317-421-0100

### Meet Period

April 20 - July 15, 2009 (Thoroughbred/Quarter Horse)  
July 24, 2009 - November 10, 2009 (Standardbred)  
(142 Racing Days -62 Flat Racing; 80 Standardbred Racing)

### Track Stats

Grandstand Seating Capacity: 800  
Barn Area Stall Space: 644  
Size of Track: Length: 1 mile, Width: 80 feet;  
7 Furlong Turf Course, Width: 98 feet

### Off Track Betting Parlor Locations

Evansville OTB - 5480 E Indiana St; Phone: (812) 280-1013  
Clarksville OTB - 650 Eastern Blvd.; Phone: (812) 473-8910

# Indiana Horse Racing Commission

## Commissioners

---




Sarah McNaught  
Chairman

Sarah McNaught . . . . . Chairman  
Alan Armstrong . . . . . Vice-Chairman  
Jim Lauck . . . . . Member  
Doug Grimes . . . . . Member  
Steve Schaefer . . . . . Member

## Commission Senior Staff

---

Joe Gorajec . . . . . Executive Director  
Deena Pitman . . . . . Assistant Executive Director  
Terry Richwine . . . . . Director of Security  
Wendi Samuelson-Dull . . . . . Controller  
Jessica Barnes . . . . . Director of Racing & Breed Development



Joe Gorajec  
Executive Director

## Race Track Staff

---

Pat Adams . . . . . Assistant Director of Security  
Richard Wilbur . . . . . Investigator  
Brad Jones . . . . . Investigator  
Abi Meister . . . . . Licensing Supervisor  
Erin Ward . . . . . Indiana Downs Licensing Manager  
Ashley Timbrook . . . . . Hoosier Park Licensing Manager

To further assist the Commission with its regulatory responsibilities, individuals below provided professional or technical service at Hoosier Park and Indiana Downs during the 2009 racing season.

### Standardbred Judges

Timothy Schmitz, Presiding Judge  
Jim Curran, Associate Judge  
Richard (Dick) DiSantis, Associate Judge

### Veterinary Technicians

Stephanie Adams    Barbara Sigman  
Claudia Shaff        Cheryl Morris  
Jenny Baughman    Yvonne Stephens

### Thoroughbred Stewards

Gary Wilfert, Sr. State Steward  
Stanley Bowker, Sr. State Steward  
Tim Day, Associate Steward  
Rick Evans, Associate Steward  
Dan Fick, Associate Steward

### Laboratory Technicians

Lou Ann Barnett    Jane Koors-Mahan  
Lee Ann Wallen    Vickie McElhaney  
Patty Cawthorn    Janet Curran

### Commission Veterinarians

Melinda Poole, DVM  
Katie Ivester, DVM  
Janice Sojka, DVM  
Jason Hammelman, DVM  
Beth Barno, DVM  
Jared Gould, DVM  
Robert Ferguson, DVM

### Racing Inspectors

Karla Vaughn  
Shelly McCracken-Rania

# Live Racing at Tracks

Standardbred	Hoosier Park	Indiana Downs	Total
Number of Dates	80	79*	159
Total Handle	\$2,396,283	\$1,526,367	\$3,922,650
Average Daily Handle	\$29,954	\$19,321	\$24,671
Thoroughbred	Hoosier Park	Indiana Downs	Total
Number of Dates	63	62	125
Total Handle	\$1,986,641	\$2,053,989	\$4,040,630
Average Daily Handle	\$31,534	\$33,129	\$32,325
Quarter Horse	Hoosier Park	Indiana Downs	Total
Number of Races	97	81*	178
Total Handle	\$210,481	\$255,157	\$465,638
Average <u>Per-Race</u> Handle	\$2,170	\$3,150	\$2,616
Total Live Handle	Hoosier Park	Indiana Downs	Total
	\$4,593,405	\$3,835,513	\$8,428,918

(\*Loss of one Standardbred race date due to inclement weather.)

# Simulcast Handle

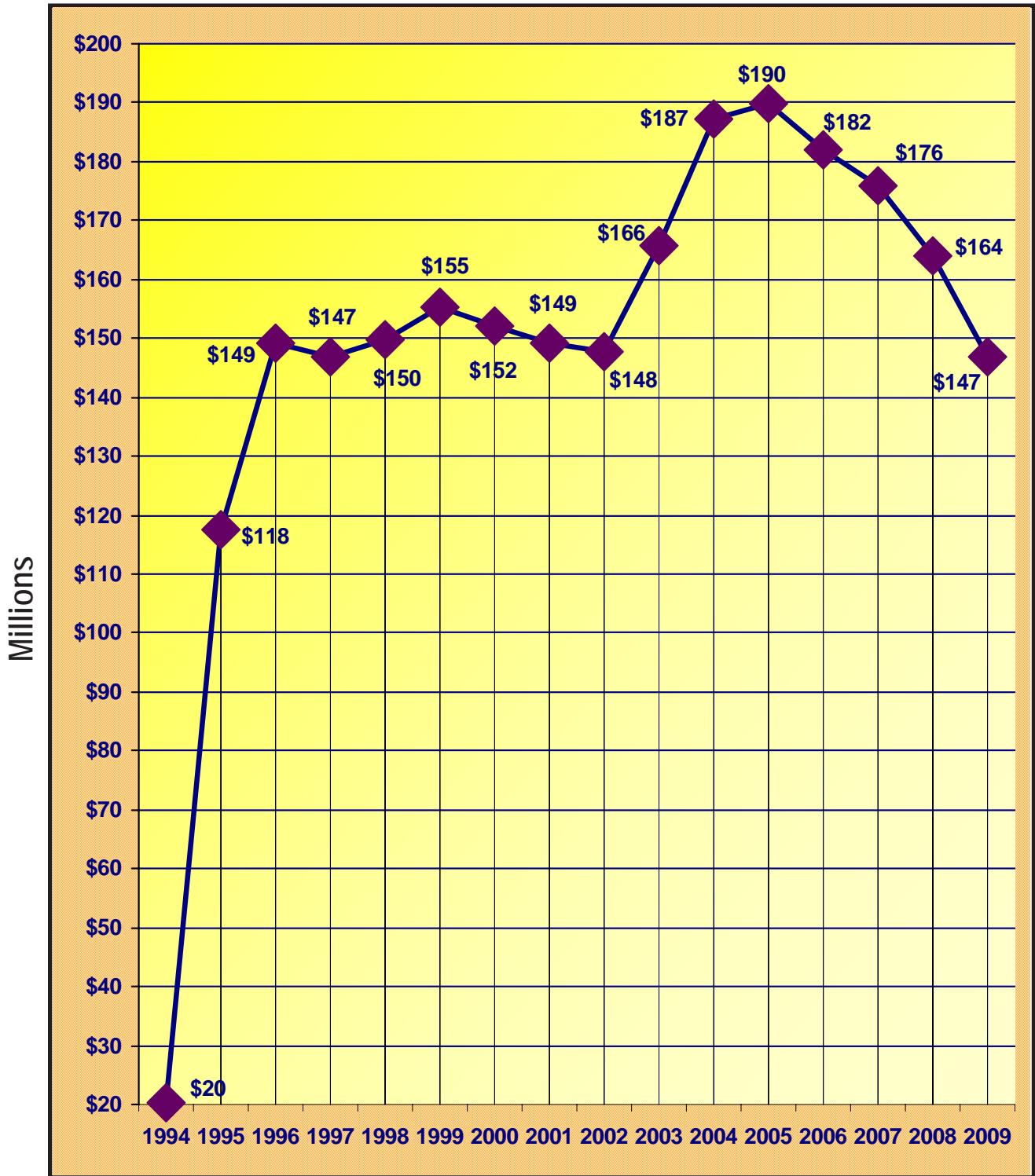
Export Handle <sup>(1)</sup>	Hoosier Park	Indiana Downs	Total
Thoroughbred	\$38,782,387	\$55,637,012	\$94,419,399
Standardbred	33,708,328	31,136,154	64,844,482
Quarter Horse	2,924,901	2,320,310	5,245,211
<b>Total Simulcast Handle</b>	<b>\$75,415,616</b>	<b>\$89,093,476</b>	<b>\$164,509,092</b>
Average Daily Export Handle	Hoosier Park	Indiana Downs	Total
Thoroughbred	\$615,593	\$897,371	\$755,355
Standardbred	421,354	394,129	407,827
Quarter Horse *	30,154	28,646	<small>*Quarter Horse handle is calculated on a per race basis not daily.</small>
In-State Handle <sup>(2)</sup>	Hoosier Park	Indiana Downs	Total
Thoroughbred/Quarter Horses	\$59,654,911	\$52,498,652	\$112,153,563
Standardbred	17,726,026	8,893,628	26,619,654
<b>Total In-State Handle</b>	<b>\$77,380,937</b>	<b>\$61,392,280</b>	<b>\$138,773,217</b>

(1) Hoosier Park wagered \$1,756,778 on Indiana Downs' simulcast signal (\$998,520 on standardbred and \$758,258 on thoroughbred + Quarter Horse). Indiana Downs wagered \$1,183,988 on Hoosier Park's simulcast signal (\$668,918 on thoroughbred + Quarter Horse and \$515,070 on standardbred). These handle numbers are included in the "**Export Handle**" above by source of signal and in "**In-State Handle**" by location of wager.

(2) Handle at Indiana OTB's on racing originating in-state is accounted for in "**In-State Handle**" source of wager (i.e. Hoosier Park's OTB handle on Hoosier Park's live racing is attributed to Hoosier Park).



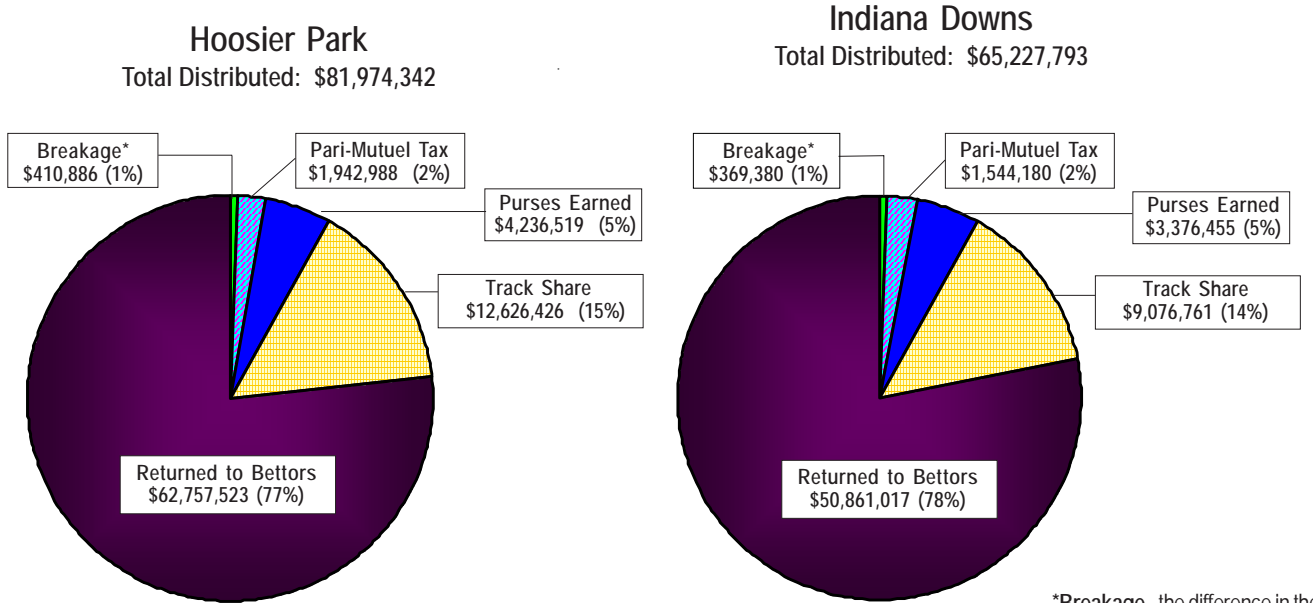
# Total In-State Handle



(Handle - money wagered by the betting public on pari-mutuel races.)

# Distribution of the Wagering Dollar

The following is a breakdown of the distribution of all monies wagered at both Hoosier Park and Indiana Downs and their satellite facilities:



\*Breakage - the difference in the rounding off of pari-mutuel payoffs.

## State Revenues

The following are the direct state revenues collected in accordance with the pari-mutuel statute IC 4-31:

Hoosier Park	
Pari-Mutuel Tax . . . . .	\$ 1,942,988
Track Reimbursement for Officials . . . . .	285,105
Occupational License Fees . . . . .	133,135
Satellite Facility Fee . . . . .	303,501
Fines and Civil Penalties Paid . . . . .	25,510
Track Permit and License Fees . . . . .	8,000
<b>Total . . . . .</b>	<b>\$2,698,239</b>
Indiana Downs	
Pari-Mutuel Tax . . . . .	\$1,544,180
Track Reimbursement for Officials . . . . .	283,659
Occupational License Fees . . . . .	151,540
Satellite Facility Fee . . . . .	239,638
Fines and Civil Penalties Paid . . . . .	36,450
Track Permit and License Fees . . . . .	7,000
<b>Total . . . . .</b>	<b>\$2,262,467</b>
<b>Total State Revenue \$ 4,960,706</b>	

The direct revenue received by the State of Indiana exceeded the cost of regulation. Indiana Horse Racing Commission operating expenditures for calendar year 2009 were \$2,359,716.

# Occupational Licensing

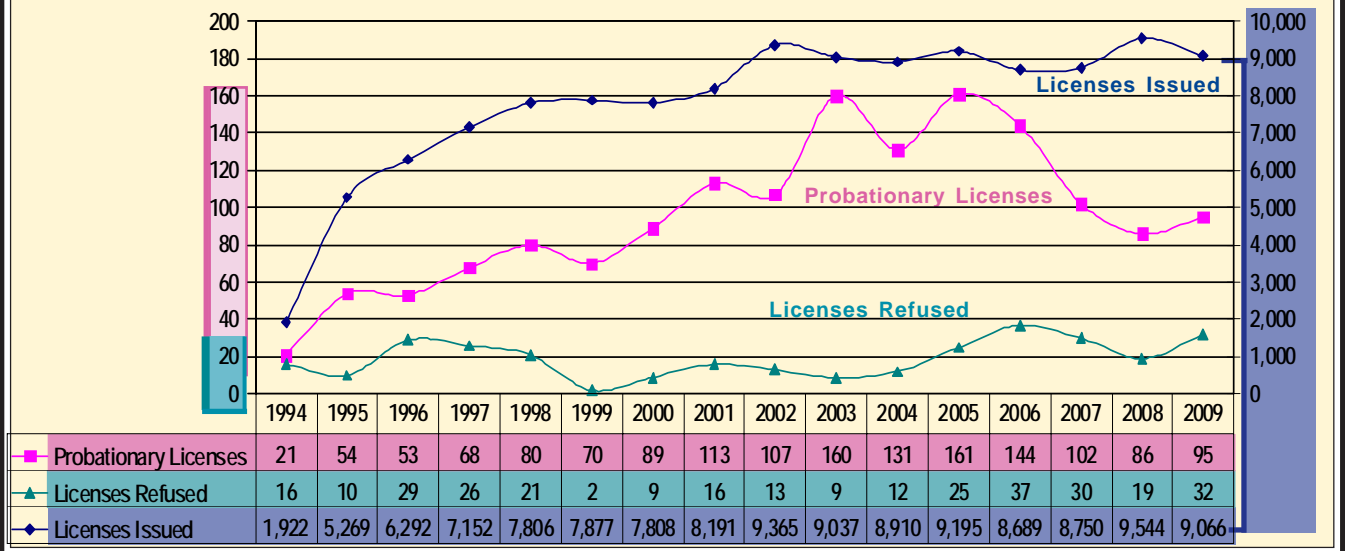
Pursuant to IC 4-31-6 and 71 IAC 5-1-1, all persons participating in pari-mutuel racing under the jurisdiction of the Commission are required to be licensed. The licensing process is the backbone of the Commission's regulatory efforts. Each prospective licensee is fingerprinted.

The Federal Bureau of Investigation (FBI) provides the Commission with criminal histories of all applicants. The Commission may refuse or deny the application for licensure of any person whose criminal or racing violation record is contrary to the public's best interest.

## 2009

Category	Count	Category	Count
Owner, Thoroughbred	1,845	Owner/Trainer, TB/QH	33
Owner, Standardbred	1,623	Racing Official	33
Groom	1,230	Owner, TB/QH	30
Stable Name	650	Farrier	30
Track Employee	549	Trainer, Quarter Horse	19
Owner/Trainer, Thoroughbred	370	Jockey Agent	18
Vendor Employee	356	Pony Rider	18
Owner/Trainer/Driver	253	Other	18
Owner, Quarter Horse	239	Gate Crew	15
Trainer, Thoroughbred	231	Trainer, TB/QH	15
Owner/Trainer, Standardbred	221	Authorized Agent, Standardbred	13
Pari-Mutuel Clerk	203	Valet	12
Track Security	180	Practicing Veterinarian	10
Trainer, Standardbred	120	Vet. Helper	12
Jockey	117	Apprentice Jockey	11
Asst. Trainer, Thoroughbred	111	Owner/Driver	9
Driver/Trainer	93	Asst. Trainer, Standardbred	9
Commission Staff	85	Asst. Trainer, Quarter Horse	7
Exercise Rider	70	Authorized Agent, Thoroughbred	6
Track Management	52	Track Veterinarian	5
Vendor/Contractor	47	Equine Dentist	4
Driver	46	Asst. Trainer, TB/QH	4
Owner/Trainer, Quarter Horse	37	Farrier Assistant	4
		Outrider	3

## Total Licenses Issued in 2009: 9,066





# Equine Drug Testing

Pari-mutuel horse racing can succeed as a legitimate major league sport only if its races are perceived by the wagering public to be honest, competitive contests, free from manipulation by man or drugs. The Commission's drug detection program is one of the nation's most comprehensive and its laboratory, one of the most respected in the racing industry.

Breed	Race Dates	Urine	Blood	Positive Tests
Standardbred	159	1894	2325	14
Thoroughbred/Quarter Horse	125	2468	2692	4
<b>Total</b>	<b>284</b>	<b>4362</b>	<b>5017</b>	<b>18</b>

Truesdail Laboratory in Tustin, California, serves as the primary testing laboratory for the Indiana Horse Racing Commission. Truesdail Laboratory has been a leader in racing chem-

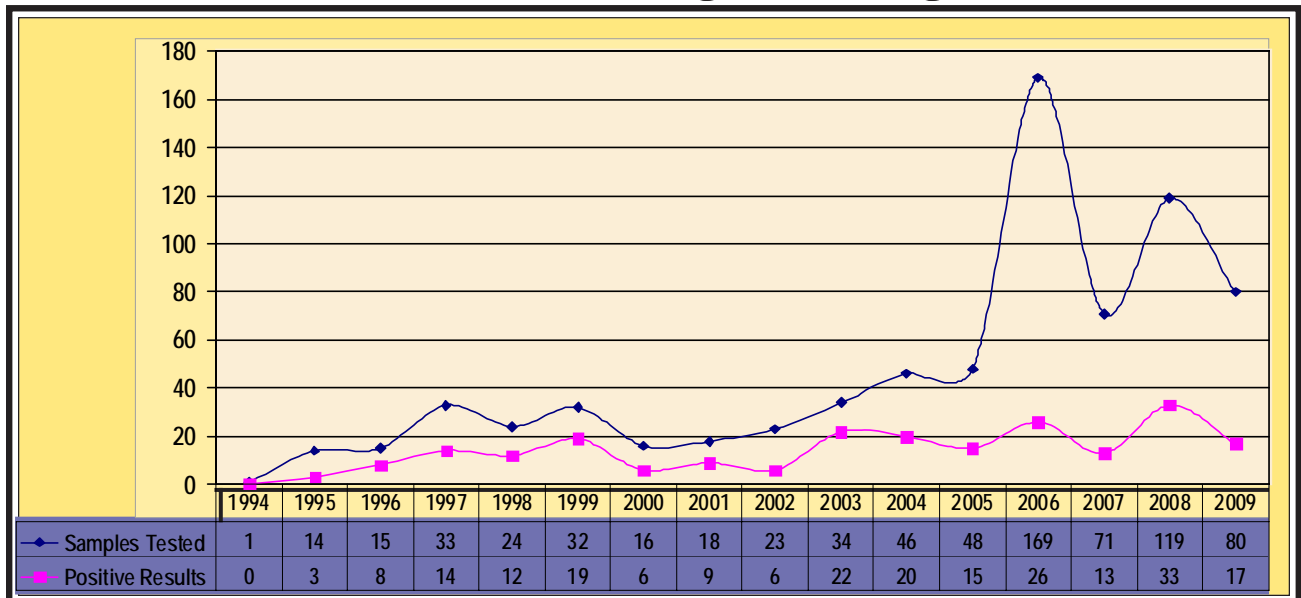
istry and drug-related research for over 50 years. For each positive test, the offending horse was disqualified and placed last. In accordance with the pari-mutuel statute, all purse money earned is ordered returned and redistributed.

The table below represents a further breakdown, by breed, of the name and types of drugs reported by the laboratory.

Number of Violations by Breed			ARCI Drug Classification	Drug Type
SB	TB	QH		
1			Bute (Overage)	nonsteroidal anti-inflammatory
12	3		Flunixin (Overage)	nonsteroidal anti-inflammatory
	1		Promazine Sulfoxide (Class 3)	tranquillizer
1			Methocarbamol (Class 4)	muscle relaxant

(SB = Standardbred; TB = Thoroughbred; QH = Quarter Horse)

# Human Drug Testing



# Breed Development

## Overview

Pursuant to IC 4-31-11, breed development funds have been established to promote the breeding of horses while stimulating the agri-business sector of the state's economy.

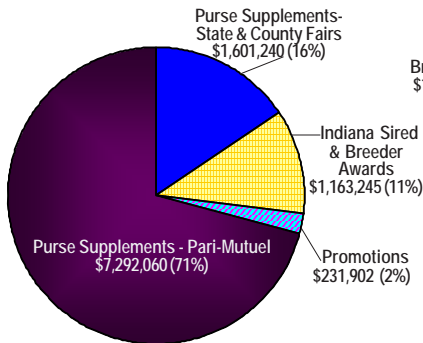
Historically, breed development funds have consisted of breakage (the difference in the rounding off of pari-mutuel payoffs), outs (all uncashed tickets), and riverboat admissions tax allocation. This same funding mechanism has been in place until racinos opened at Indiana's two racetracks in June of 2008. At this time, riverboat

allocation was replaced by an allocation from slot machine wagering at racinos in accordance with 71 IAC 4-35-7-12.

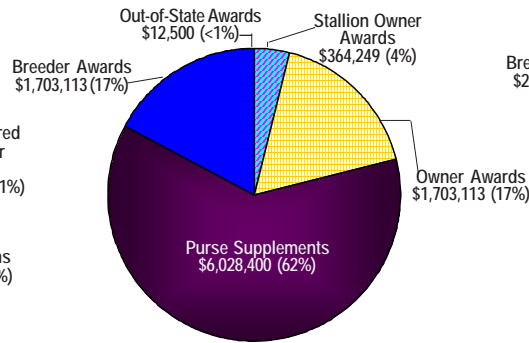
By visiting the commission website ([www.in.gov/hrc](http://www.in.gov/hrc)), information can be obtained regarding eligibility requirements for racing awards such as those described in the charts below. There are detailed instructions on how to register a foal/horse, what applications to use and what type of deadlines apply.

## 2009 Award Distributions

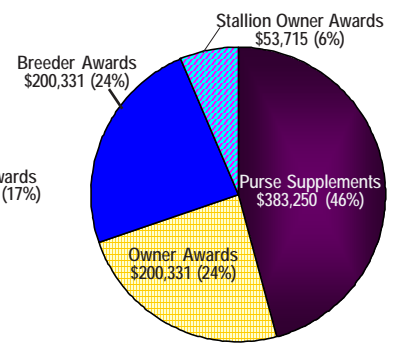
**Standardbred Awards**  
Total Distributed: \$10,288,447



**Thoroughbred Awards**  
Total Distributed: \$9,811,375



**Quarter Horse Awards**  
Total Distributed: \$837,627



## 2009 Breed Development Fund Revenues

Breed	Breakage	Outstanding Tickets *	Slot Revenue	Total
Standardbred	374,527.68	400,160.74	13,947,117.27	14,721,805.69
Thoroughbred	374,527.68	400,160.74	11,157,693.81	11,932,382.23
Quarter Horse	31,210.64	33,346.72	1,455,351.37	1,519,908.73
<b>Total</b>	<b>\$780,266.00</b>	<b>\$833,668.20</b>	<b>\$26,560,162.45</b>	<b>\$28,174,096.65</b>

\* Outstanding ticket revenue is based on tickets purchased in 2008 which expired in 2009.

## 2009 Breed Development Committee Members

### Standardbred Breed Development Advisory Committee

Michael Christner, *Chair*  
Don Eash

### Standardbred Advisory Board

Scott Snyder, *Chair*      Byron Hooley  
Dwayne Rhule              Randy Dever  
Tim Graber                  Pam Cross  
Jessica Barnes, *ExOfficio Member*

### Thoroughbred Breed Development Advisory Committee

James Elliott  
Jim Hartman

### Quarter Horse Breed Development Advisory Committee

Shirley Tresner, *Chair*  
Jim Noel  
Carol Ecker, DVM

# Racino Slot Revenue

The 2007 Indiana Legislature approved slot machine wagering at the State's two pari-mutuel racetracks in accordance with 71 IAC 4-35-7-12. Racino slot revenue began replacing riverboat revenue June, 2008. These funds are distributed to various segments of the racing industry in accordance with Commission rule IC 4-35-7-12. Detailed racino slot revenue distribution is noted in the chart below.

## Racino Slot Revenue Allocation

Slot Revenue	2008	2009	Total
<b>AGR</b>	\$204,854,140.56	\$420,100,620.52	\$624,954,761.08
<b>15% of AGR</b>	\$30,728,121.08	\$63,015,093.08	\$93,743,214.16
(MINUS INTEGRITY FEE)	\$30,200,926.23	\$62,515,093.08	\$92,716,019.31
<b>EQUINE PROMOTION/ WELFARE (.5%) TO</b>	\$151,004.63	\$312,575.47	<b>\$463,580.10</b>
SB ASSN (46%)	\$69,462.13	\$143,784.71	\$213,246.84
TO HBPA (46%)	\$69,462.13	\$143,784.71	\$213,246.84
TO IQHRA (8%)	\$12,080.37	\$25,006.04	\$37,086.41
<b>BACKSIDE BENEVOLENCE (2.5%) TO</b>	\$755,023.16	\$1,562,877.34	<b>\$2,317,900.50</b>
SB ASSN (46%)	\$347,310.65	\$718,923.57	\$1,066,234.22
TO HBPA (46%)	\$347,310.65	\$718,923.57	\$1,066,234.22
TO IQHRA (8%)	\$60,401.85	\$125,030.19	\$185,432.04
<b>97% TO RACING</b>	\$29,294,898.45	\$60,639,640.29	<b>\$89,934,538.74</b>
<b>THOROUGHBRED (46%)</b>	\$13,475,653.29	\$27,894,234.54	<b>\$41,369,887.83</b>
OF 46%, 60% TO FOLLOWING:	\$8,085,391.97	\$16,736,540.73	\$24,821,932.70
TB PURSES (97%)	\$7,842,830.21	\$16,234,444.50	\$24,077,274.71
HBPA (2.4%)	\$194,049.41	\$401,676.98	\$595,726.39
OWN & THB ASSN (.6%)	\$48,512.35	\$100,419.24	\$148,931.59
<b>TB BREED DEVELOPMENT- 40%</b>	\$5,390,261.31	\$11,157,693.81	<b>\$16,547,955.12</b>
<b>STANDARD BRED (46%)</b>	\$13,475,653.29	\$27,894,234.54	<b>\$41,369,887.83</b>
OF 46%, 50% TO FOLLOWING:	\$6,737,826.64	\$13,947,117.27	\$20,684,943.91
SB PURSES (96.5%)	\$6,502,002.71	\$13,458,968.16	\$19,960,970.87
SB ASSN (3.5%)	\$235,823.93	\$488,149.10	\$723,973.03
<b>SB BREED DEVELOPMENT- 50%</b>	\$6,737,826.64	\$13,947,117.27	<b>\$20,684,943.91</b>
<b>QUARTER HORSE (8%)</b>	<b>\$2,343,591.88</b>	<b>\$4,851,171.22</b>	<b>\$7,194,763.10</b>
OF 8%, 70% TO FOLLOWING:	\$1,640,514.31	\$3,395,819.86	\$5,036,334.17
QH PURSES (95%)	\$1,558,488.60	\$3,226,028.86	\$4,784,517.46
QHRA ASSN (5%)	\$82,025.72	\$169,790.99	\$251,816.71
<b>QH BREED DEVELOPMENT- 30%</b>	\$703,077.56	\$1,455,351.37	<b>\$2,158,428.93</b>

# Indiana Horse Racing Commission

## 2010 Race Dates by Track Location



### March

S	M	T	W	TH	F	S
	1	2	3	4	5	6
7	8	9	10	11	12	13
14	15	16	17	18	19	20
21	22	23	24	25	26	27
28	29	30	31			

### April

S	M	T	W	TH	F	S
				1	2	3
4	5	6	7	8	9	10
11	12	13	14	15	16	17
18	19	20	21	22	23	24
25	26	27	28	29	30	

### May

S	M	T	W	TH	F	S
						1
2	3	4	5	6	7	8
9	10	11	12	13	14	15
16	17	18	19	20	21	22
23	24	25	26	27	28	29
30	31*	* 1:00 pm Post				

### June

S	M	T	W	TH	F	S
		1	2	3	4	5
6	7	8	9	10	11	12
13	14	15	16	17	18	19
20	21	22	23	24	25	26
27	28	29	30			

### July

S	M	T	W	TH	F	S
				1	2	3
4	5	6	7	8	9	10
11	12	13	14	15	16	17
18	19	20	21	22	23	24
25	26	27	28	29	30	31

### August

S	M	T	W	TH	F	S
1	2	3	4	5	6	7
8	9	10	11	12	13	14
15	16	17	18	19	20	21
22	23	24	25	26	27	28
29	30	31				

### September

S	M	T	W	TH	F	S
* 1:00 pm Post			1	2	3	4
5	6*	7	8	9	10	11
12	13	14	15	16	17	18
19	20	21	22	23	24	25
26	27	28	29	30		

### October

S	M	T	W	TH	F	S
					1	2
3	4	5	6	7	8	9
10	11	12	13	14	15	16
17	18	19	20	21	22	23
24	25	26	27	28	29	30
31						

### Standardbred (80 dates)

March 25th - July 11th  
Post: W-Sat 5:30 pm / Sun 1:00 pm

### Thoroughbred/QH (63 dates)

July 30th - October 24th  
Post: W-Sat 5:30 pm / Sun 1:00 pm



### April

S	M	T	W	TH	F	S
				1	2	3
4	5	6	7	8	9	10
11	12	13	14	15	16	17
18	19	20	21	22	23	24
25	26	27	28	29	30	

### May

S	M	T	W	TH	F	S
						1
2	3	4	5	6	7	8
9	10	11	12	13	14	15
16	17	18	19	20	21	22
23	24	25	26	27	28	29
30	31					

### June

S	M	T	W	TH	F	S
		1	2	3	4	5
6	7	8	9	10	11	12
13	14	15	16	17	18	19
20	21	22	23	24	25	26
27	28	29	30			

### July

S	M	T	W	TH	F	S
*3-QH Day*29-4:55 pm				1	2	3*
4	5	6	7	8	9	10
11	12	13	14	15	16	17
18	19	20	21	22	23	24
25	26	27	28	29*	30	31

### August

S	M	T	W	TH	F	S
1	2	3	4	5*	6	7
8	9	10	11	12	13	14
15	16	17	18	19	20	21
22	23	24	25	26	27	28
29	30	31	* 4:55 pm Post			

### September

S	M	T	W	TH	F	S
			1	2	3	4
5	6	7	8	9	10	11
12	13	14	15	16	17	18
19	20	21	22	23	24	25
26	27	28	29	30		

### October

S	M	T	W	TH	F	S
					1	2
3	4	5	6	7	8	9
10	11	12	13	14	15	16
17	18	19	20	21	22	23
24	25	26	27	28	29	30
31						

### November

S	M	T	W	TH	F	S
	1	2	3	4	5	6
7	8	9	10	11	12	13
14	15	16	17	18	19	20
21	22	23	24	25	26	27
28	29	30				

### Thoroughbred/QH (63 Dates)

April 16th - July 14th  
Post: M-W 4:55 pm / F-Sat 6:55 pm

### Standardbred (80 Dates)

July 23rd - Nov 9th  
Post: M-W 4:55 pm / F-Sat 6:55 pm

## **Indianapolis Office**

Indiana Horse Racing Commission  
ISTA Center, Suite 530  
150 W. Market St.  
Indianapolis, IN 46204  
Phone: (317) 233-3119  
Fax: (317) 233-4470

**[www.in.gov/hrc](http://www.in.gov/hrc)**

## **Field Offices**

Indiana Horse Racing Commission  
c/o Hoosier Park  
4500 Dan Patch Circle  
Anderson, IN 46013  
Phone: (765) 609-4852  
Fax: (765) 683-2568

Indiana Horse Racing Commission  
c/o Indiana Downs  
4425 N 200 W  
Shelbyville, IN 46176  
(317)-713-3350  
(317)-713-3355