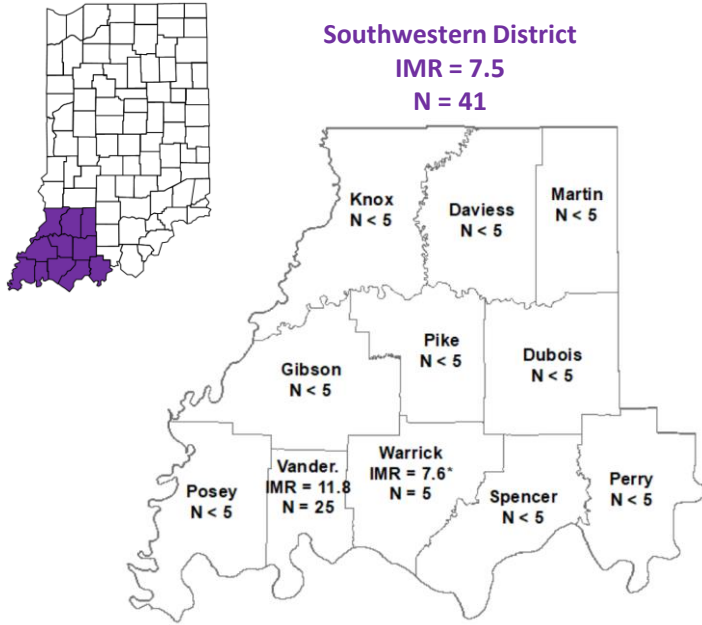


INFANT MORTALITY

Southwestern Hospital Region 2020

For more information on infant mortality in your area, please see the Indiana Department of Health Stats Explorer, Mortality Data (https://gis.in.gov/apps/isdh/meta/stats_layers.htm)

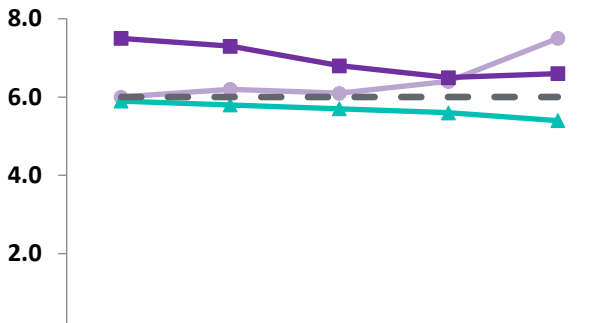


INFANT MORTALITY FACTS

- Infant mortality is defined as the death of a baby before his or her first birthday.
- The infant mortality rate (IMR) is the number of babies who die in the first year of life, per 1,000 live births.
- Of the 522 Indiana infant deaths in 2020, 41 occurred in the Southwestern Hospital Region.
- Non-Hispanic black infants are 2.4 times more likely to die than Non-Hispanic white infants in Indiana.

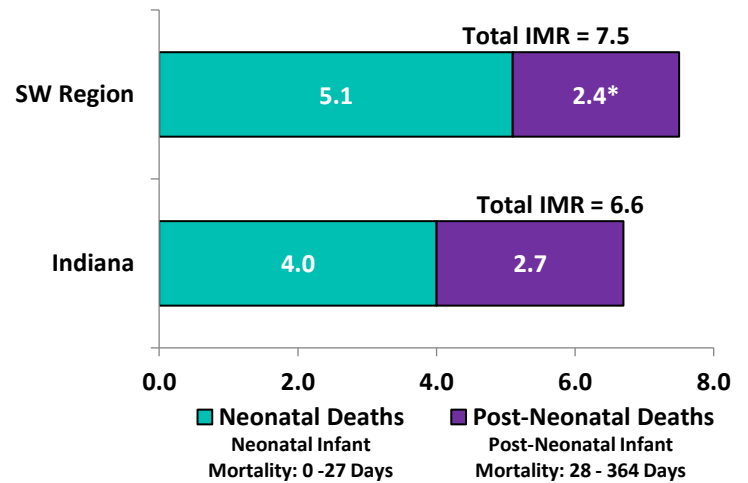
Infant Mortality Rates 2016 - 2020

Rate per 1,000 live births



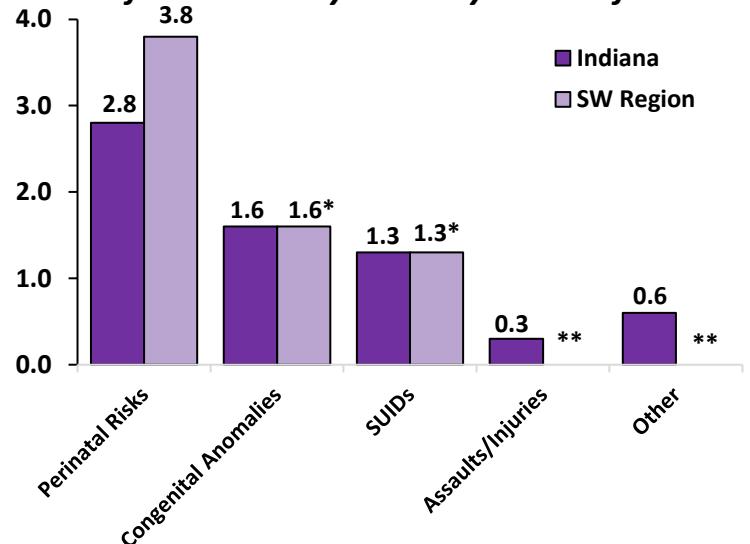
	2016	2017	2018	2019	2020
SW Region	6.0	6.2	6.1	6.4	7.5
Indiana	7.5	7.3	6.8	6.5	6.6
U.S.	5.9	5.8	5.7	5.6	5.4
HP 2020 Goal	6.0	6.0	6.0	6.0	6.0

Infant Mortality Rates by Age at Death



Note: Age-specific and cause-specific mortality rates may not sum to the overall infant mortality rate due to rounding.

Infant Mortality Rates by Cause of Death



* Numerator less than 20, rate unstable
** Rate suppressed due to low counts

PRACTICES TO REDUCE INFANT MORTALITY

- Improve overall health for women of child-bearing age.
- Promote early & adequate prenatal care.
- Decrease early elective deliveries before 39 weeks.
- Decrease prenatal smoking & substance use.
- Increase breastfeeding duration & exclusivity.
- Support birth spacing & interconception wellness.
- Promote the ABCs of safe sleep: place baby to sleep alone, on his or her back, in a crib.

BIRTH OUTCOME INDICATORS

Southwestern Hospital Region 2020

For more information on birth outcomes in your area, please see the Indiana Department of Health Stats Explorer, Natality Data (https://gis.in.gov/apps/isdh/meta/stats_layers.htm)

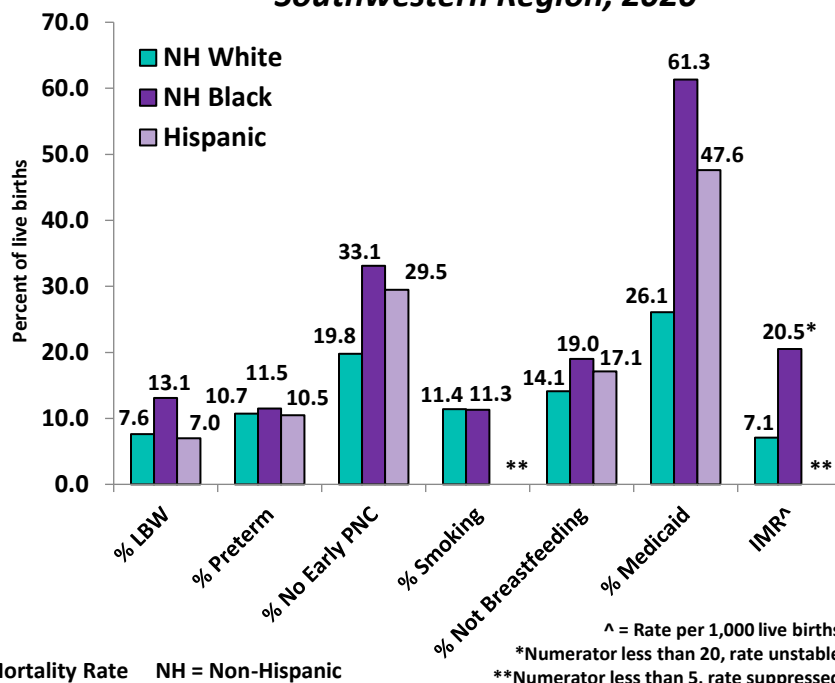
INDIANA QUICK FACTS

- Smoking rates among pregnant women continue to be much higher than the national rate.
- Almost 1/3 of pregnant women do not receive early PNC.
- NH black babies in Indiana are more likely to be LBW or preterm.
- Hispanic and NH black women in Indiana are more likely to not receive early 1st trimester PNC.
- NH white women in Indiana are more likely to smoke during pregnancy.

SOUTHWESTERN REGION QUICK FACTS

- There were 5,468 births in the SW Region in 2020.
- Similar percentage of LBW and preterm births compared to the state of Indiana
- Higher percentage of women receiving early PNC.
- Similar percentage of women smoking during pregnancy.
- Higher percentage of breastfeeding at hospital discharge.

Outcomes by Race and Ethnicity, Southwestern Region, 2020



LBW = Low Birthweight PNC = Prenatal Care IMR = Infant Mortality Rate NH = Non-Hispanic

	% LBW (< 2,500 G)	% PRETERM (< 37 WKS GESTATION)	% NO EARLY PNC (1 ST TRIMESTER)	% SMOKING	% NOT BREASTFEEDING	% MOTHER ON MEDICAID
DAVISS	5.8	5.3 ^S	42.0 ^S	9.4	16.5	25.9 ^S
DUBOIS	7.3	10.7	17.0 ^S	9.2	15.5	13.9 ^S
GIBSON	5.5	7.1	12.6 ^S	11.5	10.4 ^S	25.0 ^S
KNOX	8.1	12.1	22.0 ^S	18.7 ^S	28.3 ^S	46.2
MARTIN	**	11.7*	15.5	11.7*	21.4	19.4 ^S
PERRY	10.8*	16.8	31.7	23.4 ^S	29.9 ^S	43.1
PIKE	5.0*	8.6*	17.3	12.2*	18.0	25.9
POSEY	7.9*	11.2	15.8 ^S	10.4	14.1	22.8 ^S
SPENCER	9.3	12.0	22.7	9.3	16.9	24.4 ^S
VANDEBURGH	9.3	11.5	22.2 ^S	10.4	12.4 ^S	36.6
WARRICK	7.6	11.6	13.1 ^S	5.8	7.9 ^S	21.3 ^S
SW REGION	8.0	10.7	21.7	10.7	14.7	30.0
INDIANA	8.1	10.4	30.7	10.9	18.0	38.5

* = Fewer than 20 birth outcomes, percentage unstable

** = Fewer than 5 birth outcomes, rate suppressed

S = County significantly different from state