

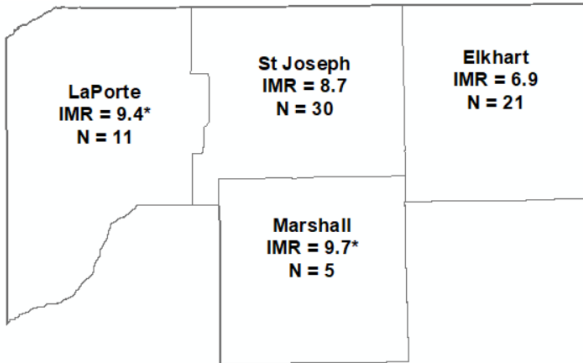
INFANT MORTALITY

Northern Hospital Region 2019

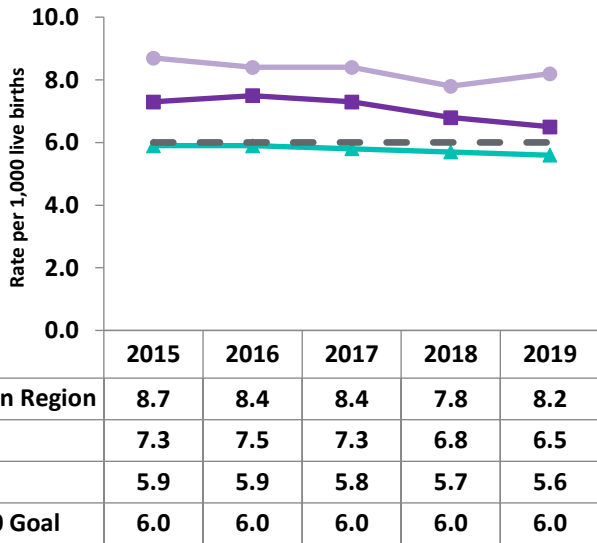
For more information on infant mortality in your area, please see the Indiana Department of Health Stats Explorer, Mortality Data (https://gis.in.gov/apps/isdh/meta/stats_layers.htm)



Northern District
IMR = 8.2
N = 67



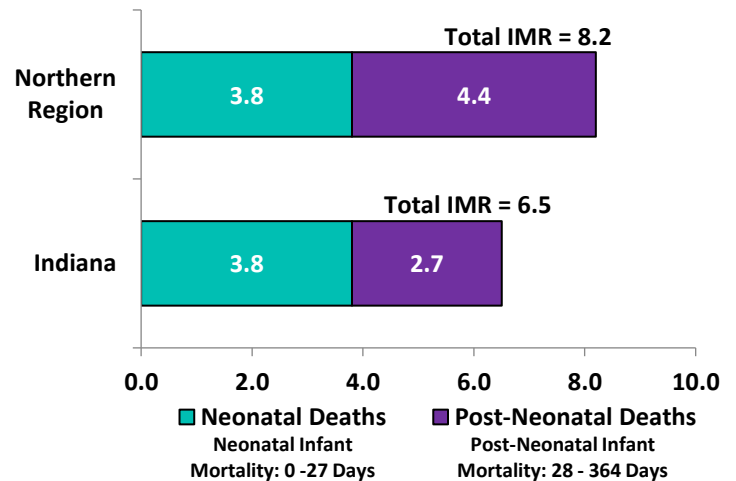
Infant Mortality Rates 2015 - 2019



INFANT MORTALITY FACTS

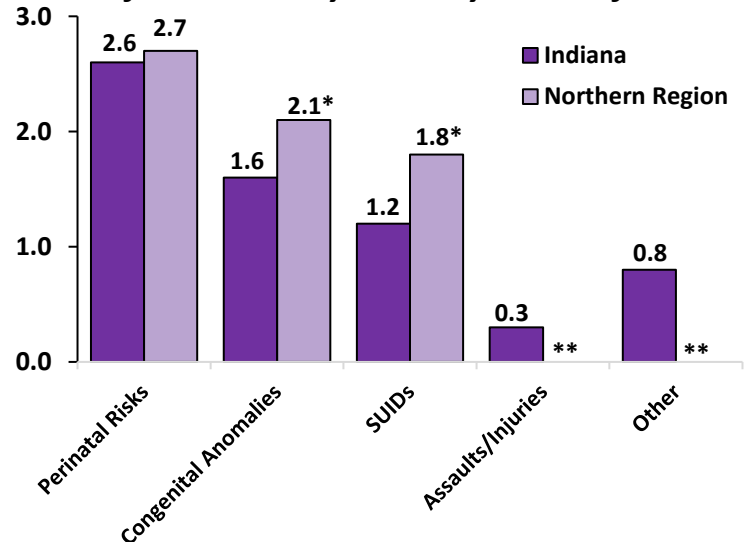
- Infant mortality is defined as the death of a baby before his or her first birthday.
- The infant mortality rate (IMR) is the number of babies who die in the first year of life, per 1,000 live births.
- Of the 527 Indiana infant deaths in 2019, 67 occurred in the Northern Hospital Region.
- Non-Hispanic black infants are 1.8 times more likely to die than Non-Hispanic white infants in Indiana.

Infant Mortality Rates by Age at Death



Note: Age-specific and cause-specific mortality rates may not sum to the overall infant mortality rate due to rounding.

Infant Mortality Rates by Cause of Death



* Numerator less than 20, rate unstable
** Rate suppressed due to low counts

PRACTICES TO REDUCE INFANT MORTALITY

- Improve overall health for women of child-bearing age.
- Promote early & adequate prenatal care.
- Decrease early elective deliveries before 39 weeks.
- Decrease prenatal smoking & substance use.
- Increase breastfeeding duration & exclusivity.
- Support birth spacing & interconception wellness.
- Promote the ABCs of safe sleep: place baby to sleep alone, on his or her back, in a crib.

BIRTH OUTCOME INDICATORS

Northern Hospital Region 2019

For more information on birth outcomes in your area, please see the Indiana Department of Health Stats Explorer, Natality Data (https://gis.in.gov/apps/isdh/meta/stats_layers.htm)

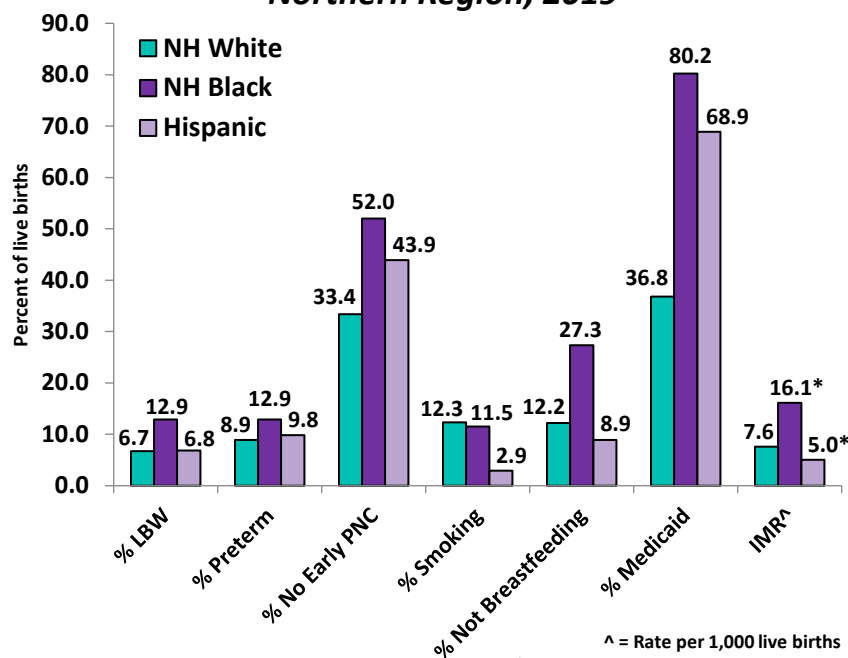
INDIANA QUICK FACTS

- Smoking rates among pregnant women continue to be much higher than the national rate.
- Almost 1/3 of pregnant women do not receive early PNC.
- NH black babies in Indiana are more likely to be LBW or preterm.
- Hispanic and NH black women in Indiana are more likely to not receive early 1st trimester PNC.
- NH white women in Indiana are more likely to smoke during pregnancy.

NORTHERN REGION QUICK FACTS

- There were 8,159 births in the Northern Region in 2019.
- Lower percentages of LBW births and preterm births compared to the state of Indiana.
- Lower percentage of women receiving early PNC.
- Lower percentage of women smoking during pregnancy.
- Higher percentage of breastfeeding at hospital discharge.

Outcomes by Race and Ethnicity, Northern Region, 2019



LBW = Low Birthweight PNC = Prenatal Care IMR = Infant Mortality Rate NH = Non-Hispanic

	% LBW (< 2,500 G)	% PRETERM (< 37 WKS GESTATION)	% NO EARLY PNC (1 ST TRIMESTER)	% SMOKING	% NOT BREASTFEEDING	% MOTHER ON MEDICAID
ELKHART	6.8	8.6	38.9 ^S	9.0 ^S	10.8 ^S	45.5 ^S
LAPORTE	8.1	10.4	42.5 ^S	18.6 ^S	20.9	53.5 ^S
MARSHALL	6.9	11.8	34.2	12.7	14.5	37.1
ST. JOSEPH	8.6	10.2	35.9 ^S	8.7 ^S	12.7 ^S	51.1 ^S
NORTHERN REGION	7.7	9.7	37.8	10.5	13.3	48.5
INDIANA	8.2	10.1	31.1	11.8	18.0	38.5

S = County significantly different from state