

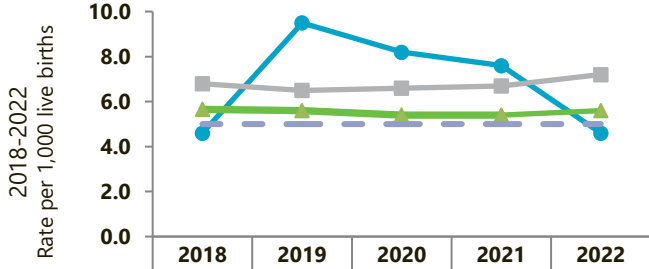
Infant Mortality

Central Southwestern Hospital Region 2022



Division of
Maternal & Child Health

Infant Mortality Rates

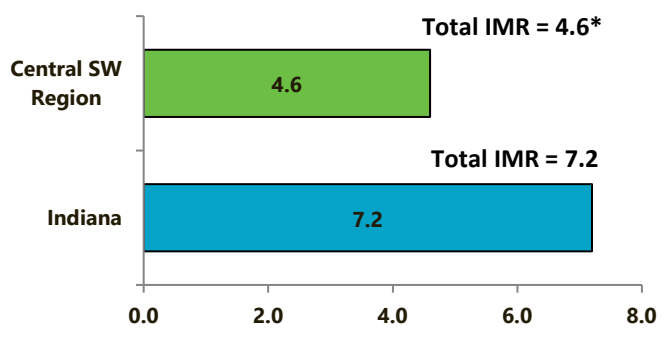


	2018	2019	2020	2021	2022
Central SW	4.6 *	9.5	8.2	7.6	4.6 *
Indiana	6.8	6.5	6.6	6.7	7.2
U.S.	5.7	5.6	5.4	5.4	5.6
HP 2030 Goal	5.0	5.0	5.0	5.0	5.0

Infant Mortality Facts

- Infant mortality is defined as the death of a baby before his or her first birthday
- The infant mortality rate (IMR) is the number of babies who die in the first year of life per 1,000 live births
- In 2022, there were 577 infant deaths across the state, making the infant mortality rate 7.2
- Of the 577 Indiana infant deaths in 2022, 13 occurred in the Central Southwestern Hospital Region
- Non-Hispanic Black infants are 2.3 times more likely to die than Non-Hispanic White infants in Indiana

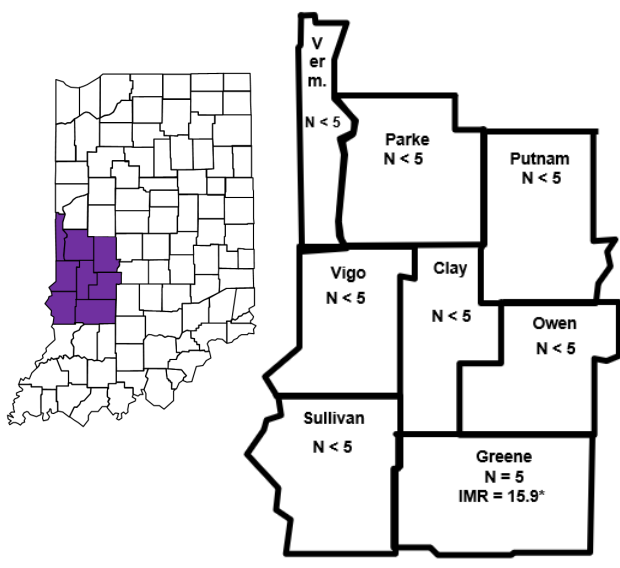
Infant Mortality Rates, 2022



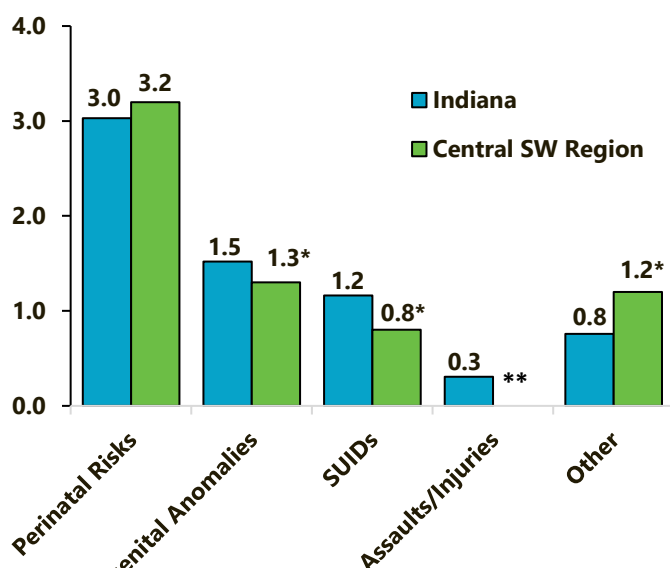
Note: Cause-specific percentages may not sum to 100% due to rounding.

Central Southwestern Region

IMR = 4.6*
N = 13



Infant Mortality Rates by Cause of Death, 2018-2022



* Numerator fewer than 20, rate unstable
** Rate suppressed due to low counts

How to Reduce Infant Mortality

- Improve overall health for women of child-bearing age
- Promote early and adequate prenatal care
- Decrease early elective deliveries before 39 weeks
- Decrease prenatal smoking and substance use
- Increase breastfeeding duration and exclusivity
- Support birth spacing and interconception wellness
- Promote the ABCs of safe sleep: place baby to sleep alone, on his or her back, in a crib

Birth Outcome Indicators

Central Southwestern Hospital Region 2022



Division of
Maternal & Child Health

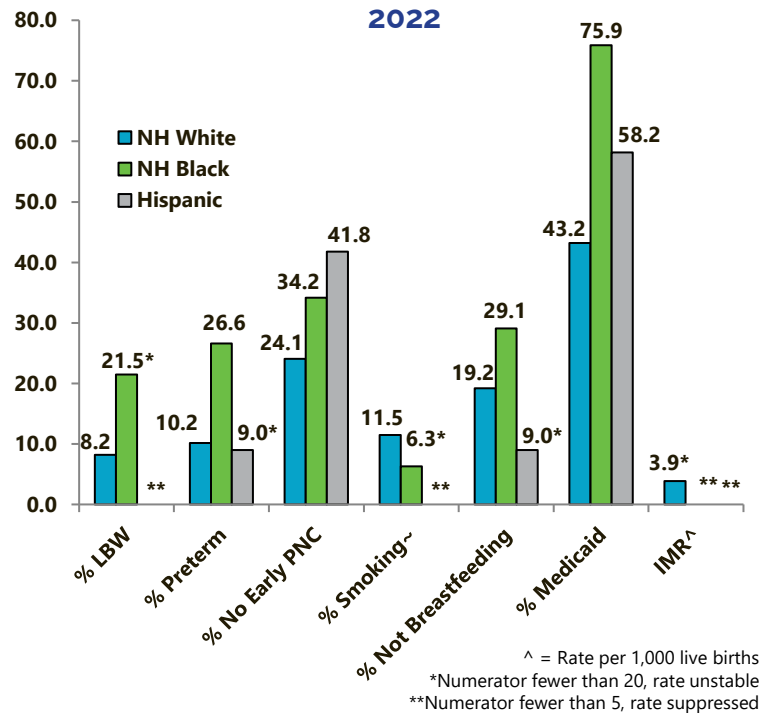
Indiana Quick Facts

- Smoking rates among pregnant women continue to be much higher than the national rate
- Nearly 1/3 of pregnant women do not receive early prenatal care (PNC)
- NH Black infants in Indiana are more likely to be LBW or preterm
- NH Black and Hispanic women in Indiana are more likely to not receive early prenatal care (1st trimester)
- NH White women in Indiana are more likely to smoke during pregnancy

Central SW Region Quick Facts

- 2,846 live births in 2022
- Slightly lower percentages of preterm births compared to the state of Indiana
- Higher percentage of women receiving early PNC compared to Indiana
- Higher percentage of women smoking during pregnancy compared to Indiana
- Lower percentage of breastfeeding at hospital discharge compared to Indiana

Birth Outcome Indicators by Race & Ethnicity, Central SW Region



LBW = Low Birthweight PNC = Prenatal Care IMR = Infant Mortality Rate NH = Non-Hispanic

	% LBW (< 2,500 G)	% PRETERM (< 37 WKS GESTATION)	% NO EARLY PNC (1 ST TRIMESTER)	% SMOKING~	% NOT BREASTFEEDING	% MOTHER ON MEDICAID
CLAY	8.9	12.1	23.5	14.6 ^S	16.7	52.7
GREENE	10.2	10.2	21.7	11.5 ^S	16.2	29.6
OWEN	9.7	12.0	18.9	12.4	14.7	26.3
PARKE	8.7*	7.7*	51.0*	8.2*	10.1	32.7
PUTNAM	6.1	9.1	16.9 ^S	11.1	18.6	33.2
SULLIVAN	5.1*	7.4*	21.2	9.2	18.0	47.5
VERMILLION	**	4.1*	28.3	13.8 ^S	20.0	51.0
VIGO	10.1	12.6	26.3	10.3 ^S	23.8 ^S	55.9
CENTRAL SW REGION	8.5	10.6	25.3	11.1	19.3	45.0
INDIANA	8.7	10.9	29.1	6.6	16.1	41.1

* = Fewer than 20 birth outcomes, percentage unstable

** = Fewer than 5 birth outcomes, percentage suppressed

S = County significantly different from state (significance not calculated for Mothers on Medicaid).

~Due to a change in reporting methods, smoking during pregnancy should not be compared to previous years data.

For more information on infant mortality, visit:
www.in.gov/health/mch/data/infant-mortality

Created by Maternal and Child Health Epidemiology, January 2024

