



**Indiana**  
**Department**  
**of**  
**Health**

TUBERCULOSIS (TB) BASICS AND TB TESTS USED  
TO IDENTIFY TB INFECTION TRAINING PLAN NUMBER  
5338

In-Train Online Platform Instructions

Updated - August 2023

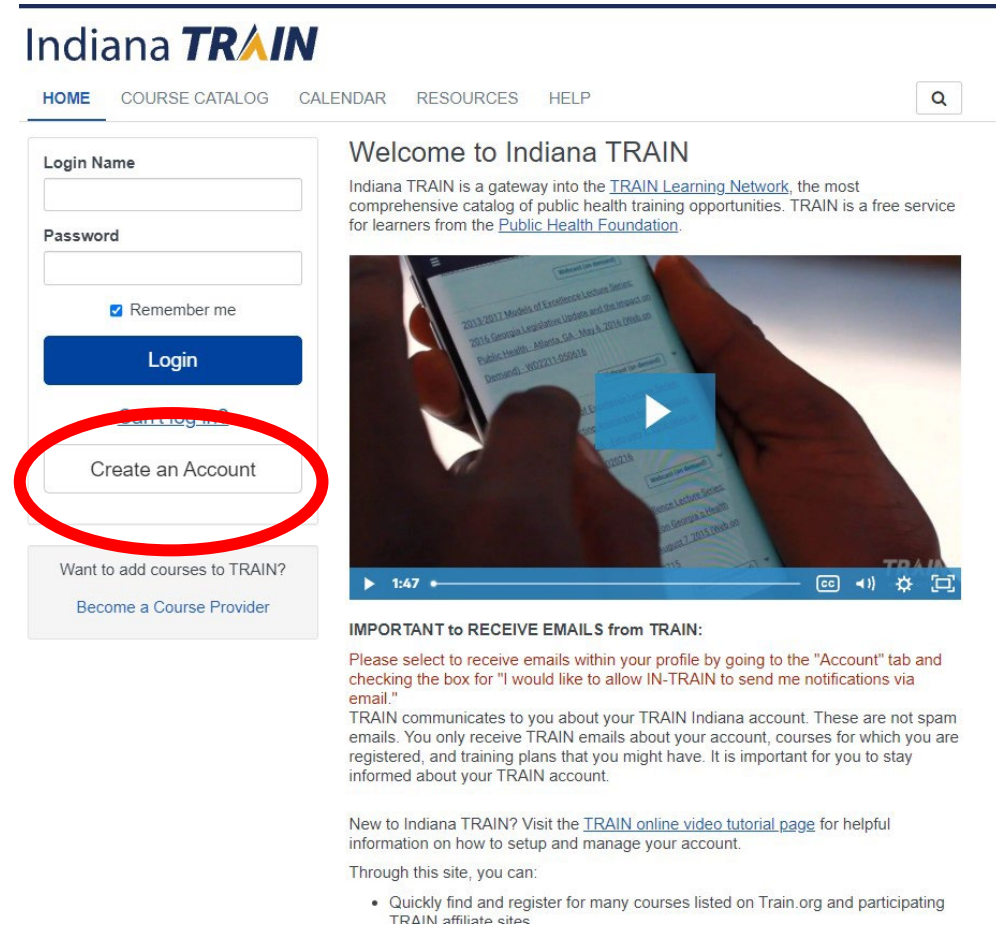
# Accessing In-Train

---

- Access the Indiana-Train (IN-Train) website at: [www.train.org/indiana](http://www.train.org/indiana)
- Please use **Google Chrome or Mozilla Firefox** for the best user experience.

# Creating an Account

- If you have not used In-Train in the past, the first step is to create an account.
- Select 'Create an Account' on the home page.



The screenshot shows the Indiana TRAIN website interface. At the top, there is a navigation menu with links for HOME, COURSE CATALOG, CALENDAR, RESOURCES, and HELP. Below the navigation is a search bar. The main content area features a login form with fields for Login Name and Password, a 'Remember me' checkbox, and a 'Login' button. A 'Create an Account' button is highlighted with a red circle. Below the login form is a section titled 'Want to add courses to TRAIN?' with a 'Become a Course Provider' link. To the right of the login form is a video player showing a hand holding a smartphone displaying the TRAIN app interface. Below the video player is a section titled 'IMPORTANT TO RECEIVE EMAILS from TRAIN:' with instructions on how to receive emails and a link to a tutorial page. At the bottom, there is a section titled 'Through this site, you can:' with a bulleted list of features.

Indiana **TRAIN**

HOME COURSE CATALOG CALENDAR RESOURCES HELP

Welcome to Indiana TRAIN

Indiana TRAIN is a gateway into the [TRAIN Learning Network](#), the most comprehensive catalog of public health training opportunities. TRAIN is a free service for learners from the [Public Health Foundation](#).

Want to add courses to TRAIN?

Become a Course Provider

IMPORTANT TO RECEIVE EMAILS from TRAIN:

Please select to receive emails within your profile by going to the "Account" tab and checking the box for "I would like to allow IN-TRAIN to send me notifications via email."

TRAIN communicates to you about your TRAIN Indiana account. These are not spam emails. You only receive TRAIN emails about your account, courses for which you are registered, and training plans that you might have. It is important for you to stay informed about your TRAIN account.

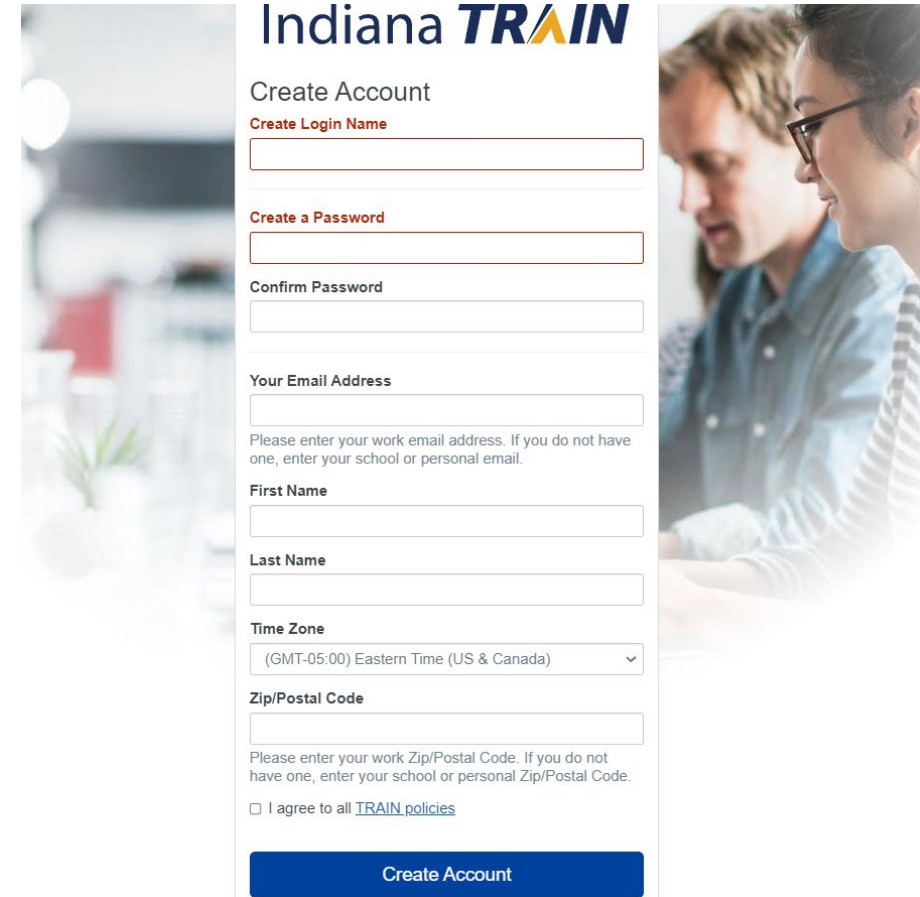
New to Indiana TRAIN? Visit the [TRAIN online video tutorial page](#) for helpful information on how to setup and manage your account.

Through this site, you can:

- Quickly find and register for many courses listed on Train.org and participating TRAIN affiliate sites

# Creating an Account continued

- A pop-up screen will appear with information to be completed.
  - All fields are required.
  - Review the TRAIN policies via the link.
  - Click 'Create Account'.



**Indiana TRAIN**

Create Account

Create Login Name

Create a Password

Confirm Password

Your Email Address

Please enter your work email address. If you do not have one, enter your school or personal email.

First Name

Last Name

Time Zone

(GMT-05:00) Eastern Time (US & Canada) ▾

Zip/Postal Code

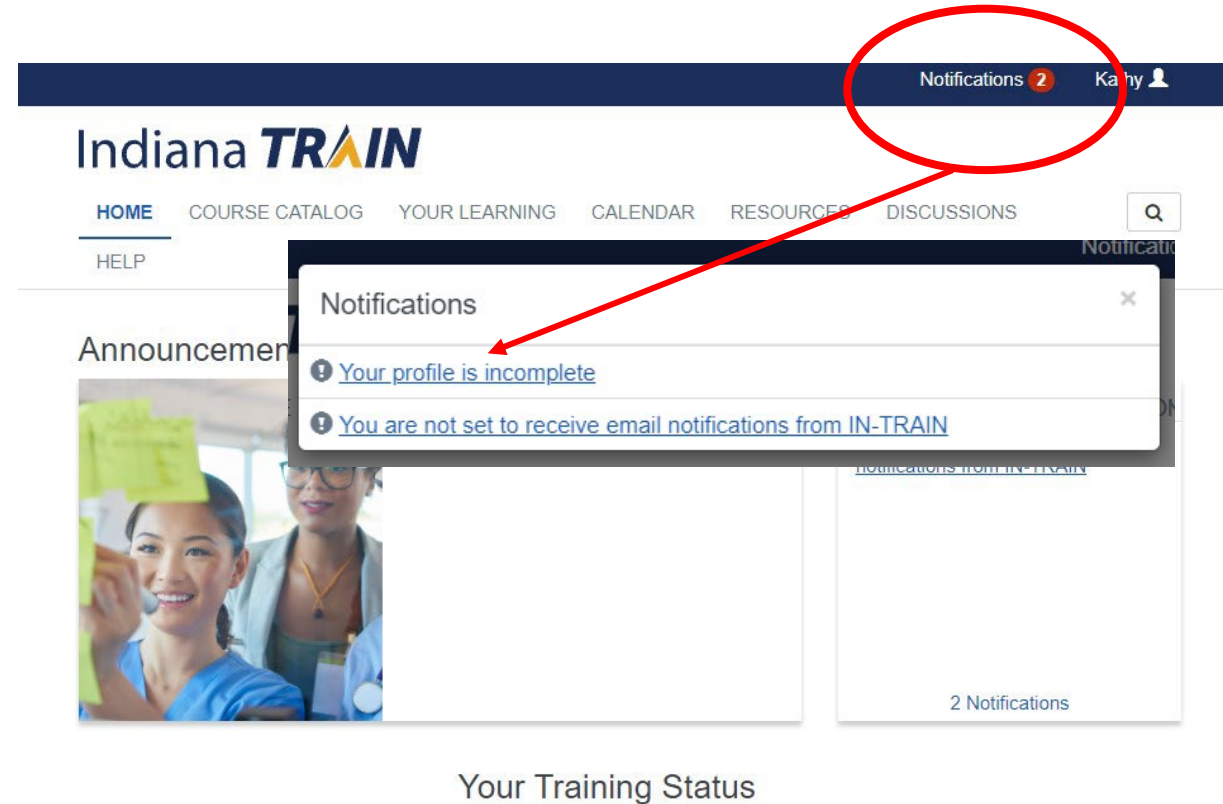
Please enter your work Zip/Postal Code. If you do not have one, enter your school or personal Zip/Postal Code.

I agree to all [TRAIN policies](#)

Create Account

# Creating an Account continued

- Select 'Notifications' from the upper right section of the screen.
- In the 'Notifications' pop-up, click on 'Your profile is incomplete'.



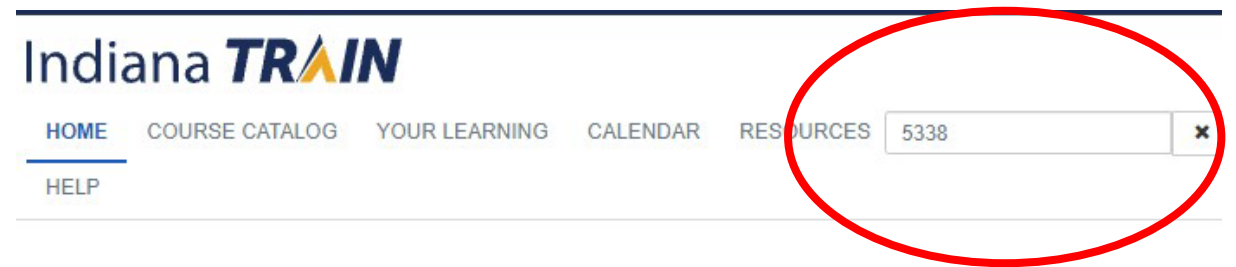
# Creating an Account continued

- In the 'Manage Groups' section, select 'Indiana' if it is not already selected.
  - Note: Indiana must be selected in order to access the IDOH TB course.
- Click on the sections with a red exclamation point and complete the required fields.
- Click 'Save'

The screenshot shows a user profile page titled "Your Profile" with a status of "Is incomplete". A progress bar is partially filled with green. A "Close" button is in the top left, and a "Save" button is in the top right, circled in red. Below the progress bar is a warning message: "Your profile contains all your system settings and attributes. Please note that some fields are required, until you complete all required settings some site functionality may be limited. For your convenience each section in the profile will indicate if it is incomplete." On the left is a sidebar menu with "Manage Groups" selected. Other menu items include "Account", "Contact", "Address", "Organization", "Professional License Number", "Professional Role", "Work Settings", "Demographic Information", "FEMA Student ID Number", and "Professional Organization ID Number". The "Contact", "Address", "Organization", "Professional Role", and "Work Settings" items have red exclamation points. The main content area is titled "Manage Groups" and has a "Join By Group Search" field containing "Indiana", which is circled in red. To the right of the search field are a red "X" icon and a blue pencil icon. Below the search field is a blue button labeled "Join Another Group". Underneath is a "Join By Group Code" section with a "Group Code" input field and a "Join" button.

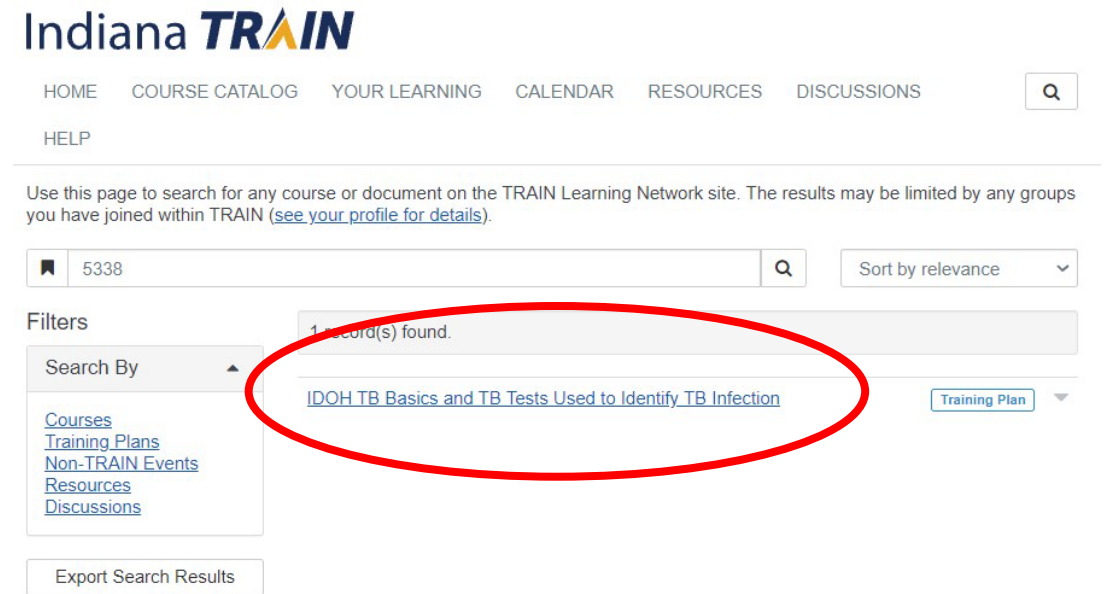
# Registering for the Training Plan

- Locate and click on the search icon in the upper right-hand corner of the screen.
- Type the training plan number 5338 in the search box.
- Click 'Enter'



# Registering for the Training Plan continued

- Click on the training plan 'IDOH TB Basics and TB Tests Used to Identify TB Infection' that will be shown in the search results.



Indiana **TRAIN**

HOME COURSE CATALOG YOUR LEARNING CALENDAR RESOURCES DISCUSSIONS

HELP

Use this page to search for any course or document on the TRAIN Learning Network site. The results may be limited by any groups you have joined within TRAIN ([see your profile for details](#)).

Filters

Search By

- [Courses](#)
- [Training Plans](#)
- [Non-TRAIN Events](#)
- [Resources](#)
- [Discussions](#)

1 record(s) found.

[IDOH TB Basics and TB Tests Used to Identify TB Infection](#)



# Registering for the Training Plan continued

- Register for the training plan 'IDOH TB Basics and TB Tests Used to Identify TB Infection' by clicking the blue '+Register' button.
- When ready, click 'Section 1: History of TB and TB Today' to access the first section of content

Indiana **TRAIN**

HOME COURSE CATALOG YOUR LEARNING CALENDAR RESOURCES DISCUSSIONS



HELP

## IDOH TB Basics and TB Tests Used to Identify TB Infection

< Back

+ Register

ID 5338

This course will familiarize the participant with tests used to assist in identifying TB infection, including the Interferon-Gamma Release Assay and Tuberculin Skin Test (TST), and provide step by step instructions on how to properly administer, read, and interpret a TST. It will also provide a broad overview of TB basics such as the difference between TB disease and latent TB infection.

This course has been broken up into four sections. You will need to review the course content for each section in addition to taking and passing the final assessment with a score of 80 percent or higher.

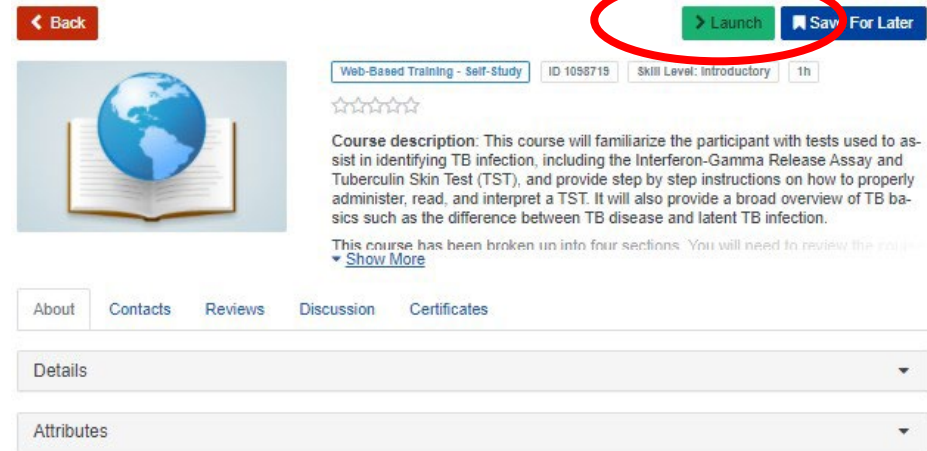
[Show More](#)

Name	Completed Date	Score	Hours	Status
Section 1 <b>ALL courses out of this section are required</b>				
* <a href="#">Section 1: History of TB and TB Today</a>			1h	Not Started
Section 2 <b>ALL courses out of this section are required</b>				
* <a href="#">Section 2: TB Basics</a>			1.5h	Not Started
Section 3 <b>ALL courses out of this section are required</b>				
* <a href="#">Section 3: Testing for TB</a>			2h	Not Started
Section 4 <b>ALL courses out of this section are required</b>				
* <a href="#">Section 4: Additional Topics</a>			1h	Not Started

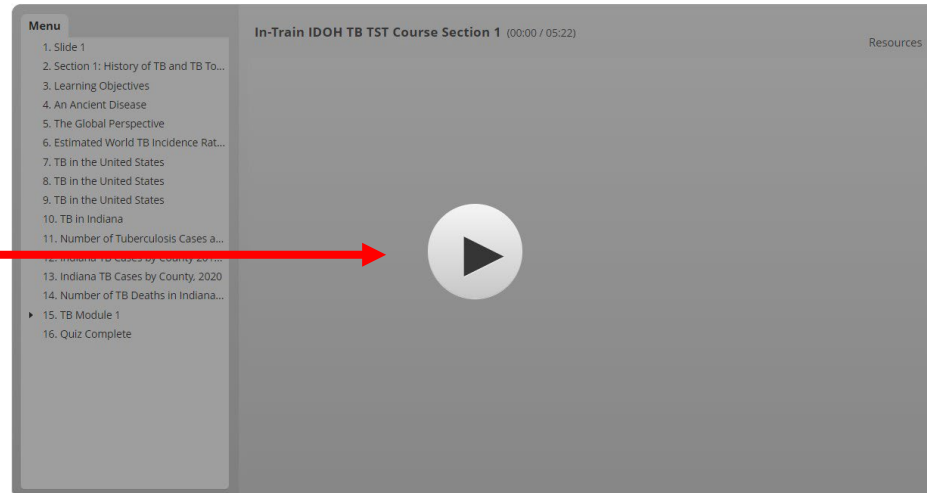
# Launching a Section

- On the Section 1 screen, click the green 'Launch' button.
- The content for the section will open in a new tab.
- Click the play button to begin viewing the content.

## Section 1: History of TB and TB Today



The screenshot shows the course launch interface. At the top left is a red 'Back' button. At the top right, the green 'Launch' button is circled in red, next to a blue 'Save For Later' button. Below these are course details: 'Web-Based Training - Self-Study', 'ID 1098719', 'Skill Level: Introductory', and '1h'. A globe icon is on the left. The course description states: 'This course will familiarize the participant with tests used to assist in identifying TB infection, including the Interferon-Gamma Release Assay and Tuberculin Skin Test (TST), and provide step by step instructions on how to properly administer, read, and interpret a TST. It will also provide a broad overview of TB basics such as the difference between TB disease and latent TB infection.' Below the description is a 'Show More' link. At the bottom, there are tabs for 'About', 'Contacts', 'Reviews', 'Discussion', and 'Certificates', and two expandable sections: 'Details' and 'Attributes'.



The screenshot shows a video player interface. On the left is a 'Menu' with a list of 16 items, including 'Slide 1', 'Section 1: History of TB and TB To...', 'Learning Objectives', 'An Ancient Disease', 'The Global Perspective', 'Estimated World TB Incidence Rat...', 'TB in the United States', 'TB in the United States', 'TB in the United States', 'TB in Indiana', 'Number of Tuberculosis Cases a...', 'Indiana TB Cases by County, 2020', 'Number of TB Deaths in Indiana...', 'TB Module 1', and 'Quiz Complete'. The main area is titled 'In-Train IDOH TB TST Course Section 1 (00:00 / 05:22)' and features a large play button in the center. A red arrow points from the play button back to the 'Launch' button in the previous screenshot.

# Viewing a Section

After clicking the 'play' button, the content will play automatically.

Use the controls at the bottom of the screen as needed.

Audio content is available for most slides if you prefer to listen to the material.

Each section concludes with several quiz questions.

Upon completing a section, close the browser window.

The screenshot shows a presentation player interface. On the left is a 'Menu' sidebar with a list of 16 items, including 'Slide 1', 'Section 1: History of TB and TB To...', 'Learning Objectives', and 'TB in Indiana'. The main area displays a slide with the Indiana Department of Health logo and the title 'TUBERCULOSIS (TB) BASICS AND TB TESTS USED TO IDENTIFY TB INFECTION' dated 'July 2021'. At the top right of the slide area is a 'Resources' link. At the bottom is a control bar with a volume icon, a play/pause button, a progress bar, a re-play button, and 'PREV' and 'NEXT' navigation buttons.

Volume control

Play/pause

Re-play

Previous slide

Next slide

# Completing a Section

Return to the browser window with the Section 1 information.

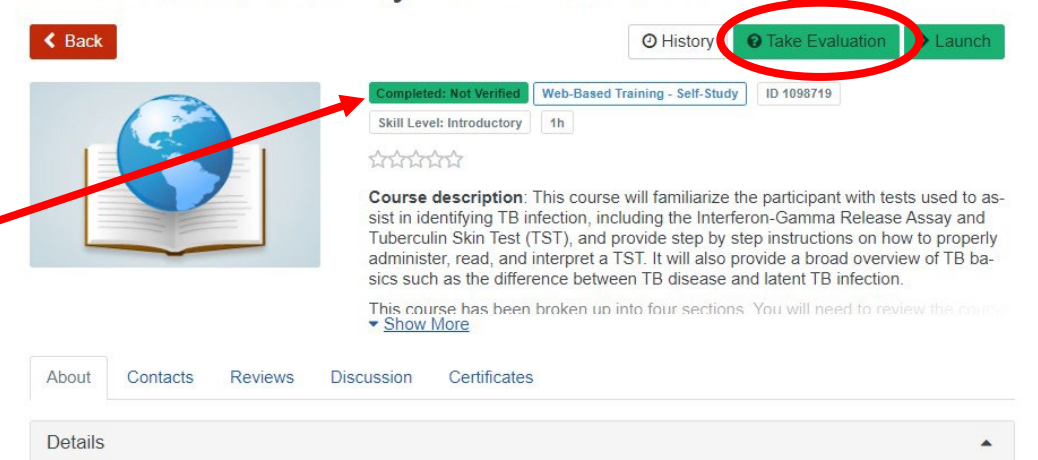
- Click the green 'Mark Completed' button.
- A new button will appear - click the green 'Take Evaluation' button.
- You will be asked whether you completed a review of the section content.
  - Select yes or no
  - Click 'Next'
  - Click 'Close'
- The section status will change to 'completed' **Completed**

## Section 1: History of TB and TB Today



The screenshot shows the course page for 'Section 1: History of TB and TB Today'. At the top right, there are three buttons: 'Back' (red), 'Withdraw' (red), and 'Mark Completed' (green). The 'Mark Completed' button is circled in red. Below the buttons, there is a course card with a globe icon, a status bar showing 'In Progress', 'Web-Based Training - Self-Study', 'ID 1098719', and 'Skill Level: Introductory 1h'. The course description is visible below the card.

## Section 1: History of TB and TB Today



The screenshot shows the course page for 'Section 1: History of TB and TB Today' after clicking 'Mark Completed'. The 'Mark Completed' button is now 'Completed: Not Verified' (green). A new 'Take Evaluation' button (green) is circled in red. A red arrow points from the 'Completed' status in the text above to this button. The 'Launch' button is also visible. The course card below shows the status as 'Completed: Not Verified'.

# Completing a Section continued

- Click the red 'Back' button to return to the Training Plan.
- Click on 'Section 2: TB Basics' and repeat the steps used for section one to view the content.
  - Follow the same steps for 'Section 3: Testing for TB'.

## IDOH TB Basics and TB Tests Used to Identify TB Infection

[← Back](#) [✕ Withdraw](#)

In Progress ID 5338

This course will familiarize the participant with tests used to assist in identifying TB infection, including the Interferon-Gamma Release Assay and Tuberculin Skin Test (TST), and provide step by step instructions on how to properly administer, read, and interpret a TST. It will also provide a broad overview of TB basics such as the difference between TB disease and latent TB infection.

This course has been broken up into four sections. You will need to review the course content for each section in addition to taking and passing the final assessment with a score of 80 percent or higher.

[Show More](#)

Name	Completed Date	Score	Hours	Status
Section 1 <a href="#">ALL courses out of this section are required</a>				
* <a href="#">Section 1: History of TB Today</a>	Nov 1, 2021		1h	Completed
Section 2 <a href="#">ALL courses out of this section are required</a>				
* <a href="#">Section 2: TB Basics</a>			1.5h	Not Started
Section 3 <a href="#">ALL courses out of this section are required</a>				
* <a href="#">Section 3: Testing for TB</a>			2h	Not Started
Section 4 <a href="#">ALL courses out of this section are required</a>				
* <a href="#">Section 4: Additional Topics</a>			1h	Not Started



# Pre-requisites for Section Four

- There are several pre-requisites the need to be met before section four can be accessed via the 'Launch' button.
  - For sections one through three:
    - the content needs to be viewed
    - the sections need to be marked 'completed'
    - a one question evaluation needs to be submitted

## Section 4: Additional Topics

< Back

> Launch

Save For Later



Web-Based Training - Self-Study

ID 1100104

Skill Level: Beginner

1h



**Course description:** This course will familiarize the participant with tests used to assist in identifying TB infection, including the Interferon-Gamma Release Assay and Tuberculin Skin Test (TST), and provide step by step instructions on how to properly administer, read, and interpret a TST. It will also provide a broad overview of TB basics such as the difference between TB disease and latent TB infection.

This course has been broken up into four sections. You will need to review the course. [Show More](#)


### Suggested prerequisites

This course has prerequisites. You are strongly recommended to take the prerequisite courses (listed below) before registering for this course.

Name	Length	Status
<a href="#">Section 1: History of TB and TB Today</a>	1h	Completed
<a href="#">Section 2: TB Basics</a>	1.5h	Completed
<a href="#">Section 3: Testing for TB</a>	2h	Completed

# Launch the Assessment

- After viewing the content for section four, click the 'Mark Completed' button on the section four screen.
- If you are ready to take the final assessment, click 'ok' on the pop-up.
- Click 'start'



Section 4: Additional Topics

< Back Withdraw > Launch **Mark Completed**

In Progress Web-Based Training - Self-Study ID 1100104 Skill Level: Introductory 1h

☆☆☆☆☆

**Course description:** This course will familiarize the participant with tests used to assist in identifying TB infection, including the Interferon-Gamma Release Assay and Tuberculin Skin Test (TST), and provide step by step instructions on how to properly administer, read, and interpret a TST. It will also provide a broad overview of TB basics such as the difference between TB disease and latent TB infection.

This course has been broken up into four sections. You will need to review the course. [Show More](#)

Post-assessment

Are you ready to proceed to the post-assessment?

Cancel **OK**

Click the 'Start' button when you are ready to take the post-assessment.

**Start**

# Take the Assessment

---

- The exam consists of 20 multiple choice and true/false questions randomly selected from a pool of many questions.
- An individual must receive a score of 80 percent or higher in order to pass the course.
  - Individuals may take the exam more than once if they do not achieve a passing score.
  - Upon passing the course exam, a certificate of course completion will be generated.



# Final Evaluation

---

- Upon passing the assessment, the user will be asked to complete an evaluation.
  - Click the green 'Start' button.
- Upon completing the evaluation, click the red 'Close' button in the upper-right hand corner of the screen.

## IDOH TB Basics and TB Tests Used to Identify TB Infection Evaluation

---

Thank you for taking the Indiana Department of Health TB Basics and TB Tests Used to Identify TB Infection online course. Please take a few minutes to provide us with feedback about this course. The survey will take less than 10 minutes to complete. Your feedback will help us improve future educational activities.



# Course Completion Certificate

- A blue 'Print Certificate' button will now appear on the screen.
  - Click the button and the certificate will print in Adobe Acrobat
- The certificate can also be located under the 'Your Learning' link.

## Section 4: Additional Topics

[← Back](#)

[History](#)

[Launch](#)

[Print Certificate](#)



Completed

Web-Based Training - Self-Study

ID 1100104

Skill Level: Introductory

1h

☆☆☆☆☆

**Course description:** This course will familiarize the participant with tests used to assist in identifying TB infection, including the Interferon-Gamma Release Assay and Tuberculin Skin Test (TST), and provide step by step instructions on how to properly administer, read, and interpret a TST. It will also provide a broad overview of TB basics such as the difference between TB disease and latent TB infection.

This course has been broken up into four sections. You will need to review the course. [Show More](#)

## Indiana TRAIN

[HOME](#)

[COURSE CATALOG](#)

[YOUR LEARNING](#)

[CALENDAR](#)

[RESOURCES](#)

[DISCUSSIONS](#)

[Q](#)

[HELP](#)

This page contains relevant information about your coursework on the TRAIN Learning Network site. Check your current status within courses and training plans, print certificates, or access your transcript.

[Your Current Courses](#)

[Your Training Plans](#)

[Your Certificates](#)

[Your Transcript](#)

Name ^

Completed Date

Score

# Contact Information

---

## Technical Questions

E-mail [in-train@health.in.gov](mailto:in-train@health.in.gov) or

Call 317-723-8167

## Content Questions

E-mail [tbprogram@health.in.gov](mailto:tbprogram@health.in.gov) or

Call 317-233-7434

## Additional Information

<https://www.in.gov/health/idepd/tuberculosis/training-and-education/tb-skin-test-trainingvalidation/>