



Certified by:

NORTHEAST REGIONAL OFFICE
HVAC SYSTEM REPLACEMENT PHASE II
DEPT. OF NATURAL RESOURCES
1353 SOUTH GOVERNORS DRIVE
COLUMBIA CITY, IN. 46725



STATE OF INDIANA
DEPARTMENT OF NATURAL RESOURCES
DIVISION OF ENGINEERING
ROOM 11099 INDIANA GOVERNMENT CENTER SOUTH
400 WEST WASHINGTON STREET
INDIANAPOLIS, INDIANA 46204
TEL. 317-225-1150, FAX 317-225-1205

Revisions:

Project Number:
ENG 1811980549

Requisition Number:
Requisition#

Designer: RGP
Drawing Date: 3/20/18

Checker: MAC
Drawing Scale: AS NOTED

DNR Approval:

Client Approval:

File Number: 122-002

Drawing Number: E-101

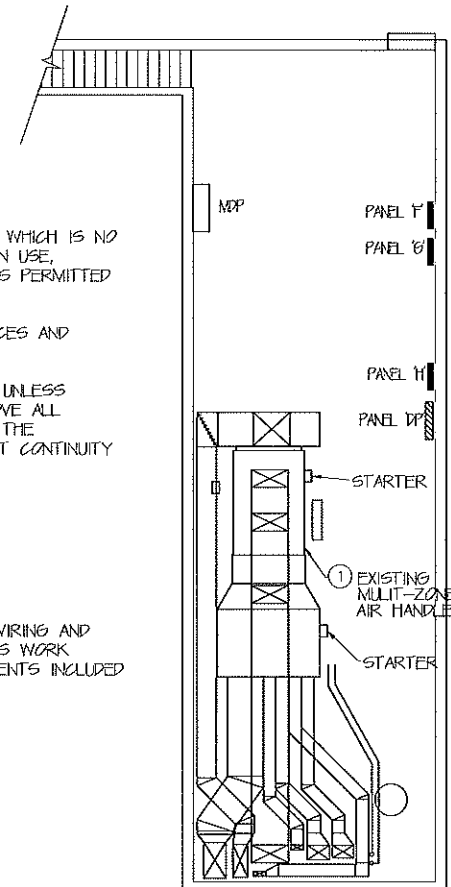
Sheet: # of ##

GENERAL DEMOLITION NOTES:

1. REMOVE ALL EXISTING ABANDONED WIRING AND ACCESSIBLE CONDUIT WHICH IS NO LONGER REQUIRED BACK TO THE PANELBOARD OR POINT OF COMMON USE, UNLESS NOTED OTHERWISE. REUSE OF EXISTING CONDUIT IN PLACE IS PERMITTED WHERE IT IS WITHIN THE LIMITS OF THE NEG.
2. PROVIDE AND INSTALL BLANK COVERPLATES FOR ALL REMOVED DEVICES AND OPEN JUNCTION BOXES PRIOR TO PROJECT COMPLETION.
3. DEVICES, EQUIPMENT, ETC. SHALL BE REMOVED FROM THE PROJECT, UNLESS NOTED OTHERWISE. THE CONTRACTOR SHALL DISCONNECT AND REMOVE ALL ELECTRICAL COMPONENTS, DEVICES, EQUIPMENT, ETC., NOT PART OF THE CONTRACT, SHALL REMAIN. THE CONTRACTOR SHALL MAINTAIN CIRCUIT CONTINUITY TO THE DEVICES, UNLESS OTHERWISE NOTED.

DEMOLITION PLAN NOTES:

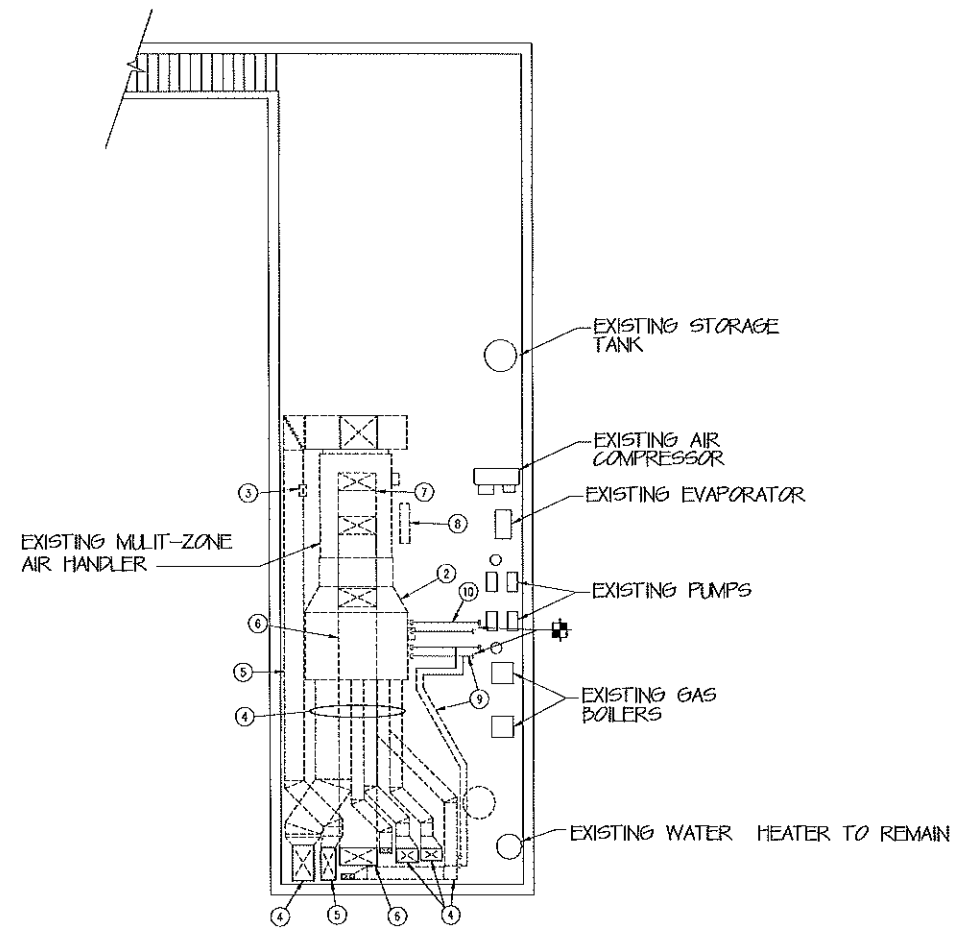
1. REMOVE EXISTING AIR HANDLER. CONTRACTOR SHALL REMOVE ALL WIRING AND CONDUIT ASSOCIATED WITH AIR HANDLER BACK TO PANELBOARD. THIS WORK SHALL INCLUDE DISCONNECTS AND ANY OTHER ELECTRICAL COMPONENTS INCLUDED WITH THIS UNIT.



BASEMENT LEVEL ELECTRICAL DEMOLITION PLAN - PHASE II

SCALE: 1/8" = 1'-0"





BASEMENT LEVEL HVAC DEMOLITION PLAN - PHASE II
SCALE: 1/8"=1'-0"

GENERAL DEMOLITION NOTES:

1. MC SHALL FIELD VERIFY ALL DEMOLITION WORK BEFORE DEMOLITION STARTS.
2. ALL SERVICES TO BE VERIFIED WITH OWNER.
3. ALL SHUT-DOWNS SHALL BE APPROVED A MINIMUM OF 48 HRS IN ADVANCE WITH OWNER.
4. OPENINGS IN WALLS AND CEILING LEFT BY DEMOLITION OF MECHANICAL ITEMS SHALL BE PATCHED TO MATCH ADJACENT MATERIALS.
5. DURING ALL PHASES OF CONSTRUCTION THE MECHANICAL CONTRACTOR SHALL PROVIDE TEMPORARY VENTILATION SO THAT THE SPACE HAS A SLIGHT NEGATIVE PRESSURE.
6. MC IS RESPONSIBLE FOR THE DISPOSAL OF ALL DEMOLISHED EQUIPMENT & MATERIAL.

DEMOLITION PLAN NOTES:

- ① _____
- ② REMOVE EXISTING AIR HANDLER COMPLETE.
- ③ REMOVE EXISTING HUMIDIFIER TO POSITION INDICATED - BY M.C.
- ④ REMOVE EXISTING SUPPLY DUCTWORK TO POSITION INDICATED - BY M.C.
- ⑤ REMOVE EXISTING RETURN DUCTWORK TO POSITION INDICATED - BY M.C.
- ⑥ REMOVE EXISTING OA DUCTWORK TO POSITION INDICATED - BY M.C.
- ⑦ REMOVE EXISTING RELIEF DUCTWORK TO POSITION INDICATED - BY M.C.
- ⑧ REMOVE EXISTING CONTROL PANEL.
- ⑨ REMOVE EXISTING HOT WATER PIPING BACK TO LOCATION INDICATED - BY M.C.
- ⑩ REMOVE EXISTING CHILLED WATER PIPING BACK TO LOCATION INDICATED - BY M.C.



Certified by:

NORTHEAST REGIONAL OFFICE
HVAC SYSTEM REPLACEMENT PHASE II
DEPT. OF NATURAL RESOURCES
1353 SOUTH GOVERNORS DRIVE
COLUMBIA CITY, IN. 46725



STATE OF INDIANA
DEPARTMENT OF NATURAL RESOURCES
DIVISION OF ENGINEERING
ROOM 1039, INDIANA GOVERNMENT CENTER SOUTH
400 WEST WASHINGTON STREET
INDIANAPOLIS, INDIANA 46204
TEL: 317-232-4130; FAX: 317-232-1235

Revisions:

Project Number:
ENG 1811980549

Requisition Number:
Requisition#

Designer:
RGP

Drawing Date:
3/20/18

Drawer:
MAC

Drawing Scale:
AS NOTED

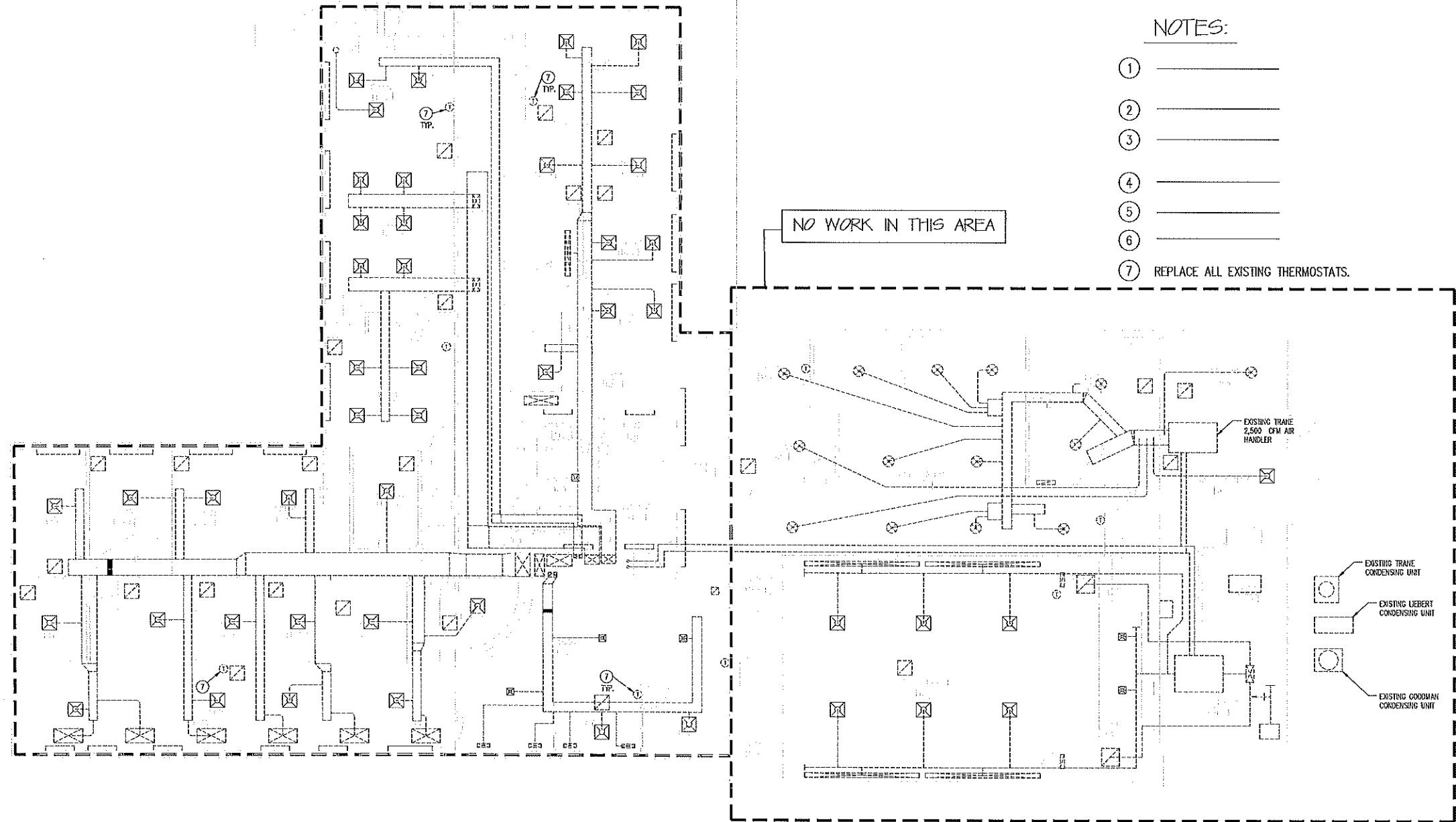
ENR Approval:

Client Approval:

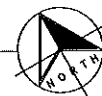
File Number:
122-002

Drawing Number:
M-101

Sheet # of ##



FIRST FLOOR - HVAC PLAN - PHASE II
SCALE: 1/8"=1'-0"



GENERAL NOTES:

1. DURING ALL PHASES OF CONSTRUCTION THE MECHANICAL CONTRACTOR SHALL PROVIDE TEMPORARY VENTILATION SO THAT THE SPACE HAS A SLIGHT NEGATIVE PRESSURE.
2. FOLLOW SMACNA DESIGN AND CONSTRUCTION STANDARDS FOR ALL DUCTWORK.
3. MECHANICAL CONTRACTOR SHALL FIELD VERIFY EXISTING CONDITIONS PRIOR TO FABRICATING SHEET METAL. REPORT ANY CONFLICTS WITH EXISTING CONDITIONS TO THE ENGINEER.
4. MECHANICAL CONTRACTOR SHALL MAINTAIN A MINIMUM 24" CLEARANCE ON ALL VAV BOXES TO ALLOW FOR MAINTAIN.
5. M.C. IS RESPONSIBLE FOR DISPOSAL OF ALL DEMOLISHED EQUIPMENT.

NOTES:

- ① _____
- ② _____
- ③ _____
- ④ _____
- ⑤ _____
- ⑥ _____
- ⑦ REPLACE ALL EXISTING THERMOSTATS.



Certified by:

NORTHEAST REGIONAL OFFICE
HVAC SYSTEM REPLACEMENT PHASE II
DEPT. OF NATURAL RESOURCES
1353 SOUTH GOVERNORS DRIVE
COLUMBIA CITY, IN. 46725



STATE OF INDIANA
DEPARTMENT OF NATURAL RESOURCES
DIVISION OF ENGINEERING
ROOM 1929, INDIANA GOVERNMENT CENTER SOUTH
402 WEST WASHINGTON STREET
INDIANAPOLIS, INDIANA 46204
TEL: 317-234-1500 FAX: 317-234-1505

Revisions:

Project Number:
ENG 1811980549

Requisition Number:
Requisition#

Designer: RGP Drawing Date: 3/20/18

Drafter: MAC Drawing Scale: AS NOTED

DNR Approval:

Client Approval:

File Number: 122-002

Drawing Number:

M-102

of



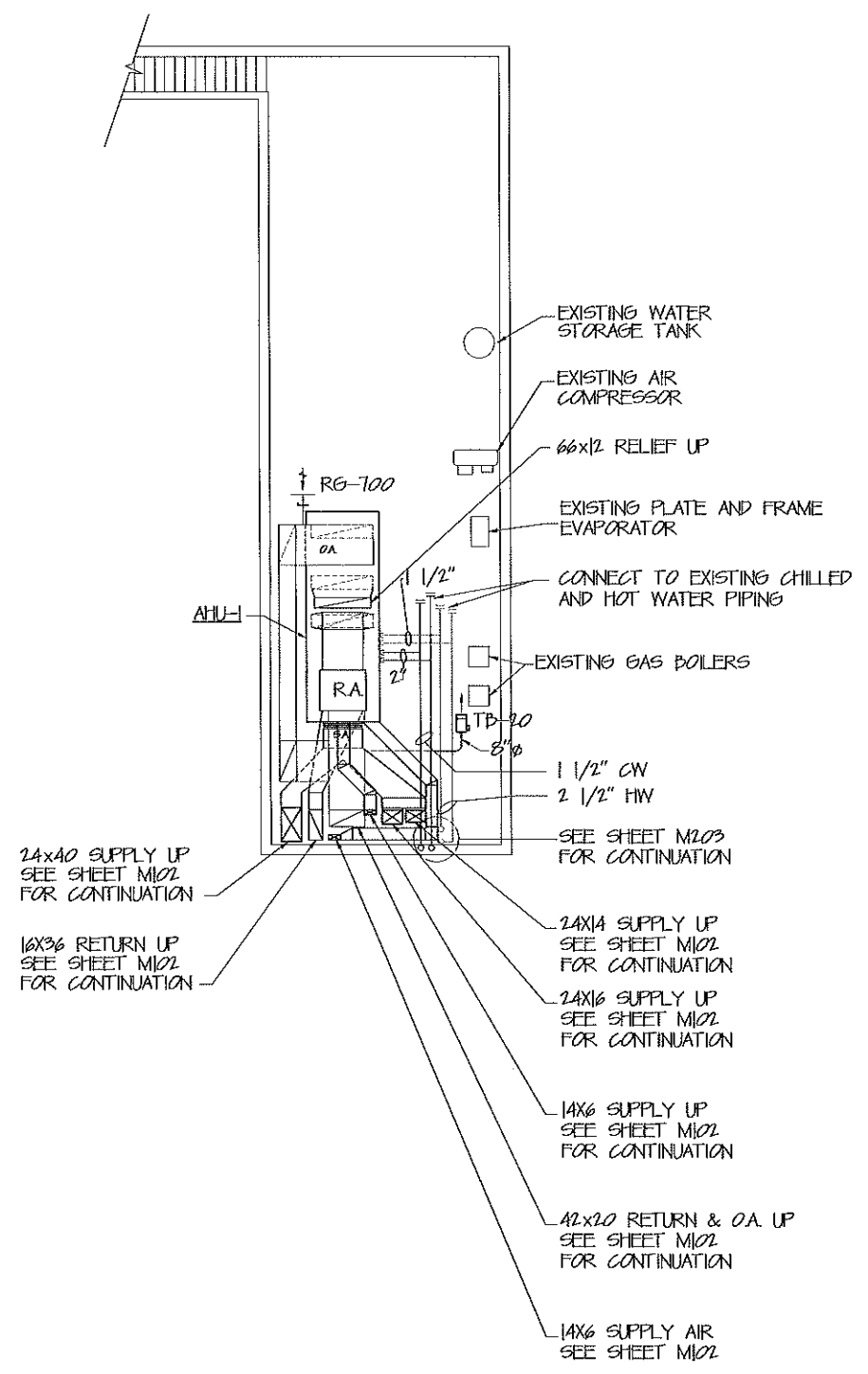
Certified by:

GENERAL NOTES:

1. DURING ALL PHASES OF CONSTRUCTION THE MECHANICAL CONTRACTOR SHALL PROVIDE TEMPORARY VENTILATION SO THAT THE SPACE HAS A SLIGHT NEGATIVE PRESSURE.
2. FOLLOW SMACNA DESIGN AND CONSTRUCTION STANDARDS FOR ALL DUCTWORK.
3. MECHANICAL CONTRACTOR SHALL FIELD VERIFY EXISTING CONDITIONS PRIOR TO FABRICATING SHEET METAL. REPORT ANY CONFLICTS WITH EXISTING CONDITIONS TO THE ENGINEER.

LEGEND

- OA. OUTSIDE AIR
- RA. RETURN AIR
- SA. SUPPLY AIR




BASEMENT LEVEL HVAC PLAN - PHASE II
 SCALE: 1/8" = 1'-0"
 NORTH

NORTHEAST REGIONAL OFFICE
 HVAC SYSTEM REPLACEMENT PHASE II
 DEPT. OF NATURAL RESOURCES
 1353 SOUTH GOVERNORS DRIVE
 COLUMBIA CITY, IN. 46725



STATE OF INDIANA
 DEPARTMENT OF NATURAL RESOURCES
DIVISION OF ENGINEERING
 ROOM W29, INDIANA GOVERNMENT CENTER SOUTH
 402 WEST WASHINGTON STREET
 INDIANAPOLIS, INDIANA 46204
 TEL: 317-232-4150, FAX: 317-232-1205

| | |
|---------------------|----------------|
| Revisions: | |
| Project Number: | ENG 1811980549 |
| Requisition Number: | Requisition# |
| Designer: | Drawing Date: |
| RGP | 3/20/18 |
| Drafter: | Drawing Scale: |
| MAC | AS NOTED |
| ENR Approval: | |
| Client Approval: | |
| File Number: | 122-002 |
| Drawing Number: | M-201 |
| Sheet: | # of ## |



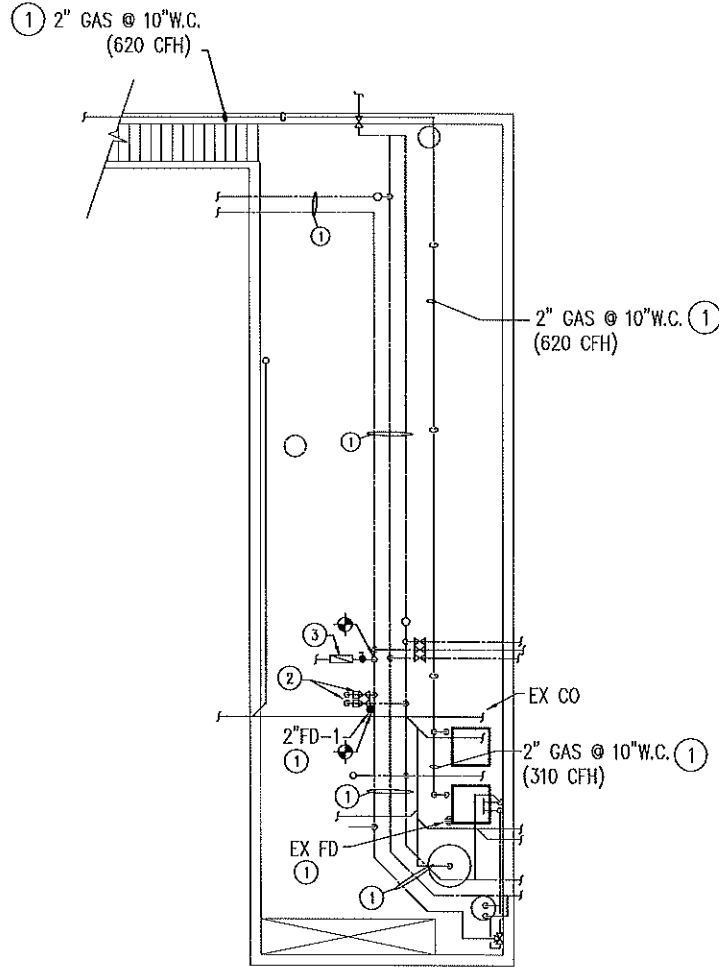
Certified by:

PLUMBING PLAN NOTES:

- ① EXISTING TO REMAIN
- ② REMOVE EXISTING WATER PIPING BACK TO POINT SHOWN AND CAP.
- ③ PROVIDE 3/4" CW PIPING AND WILKINS 975XL 3/4" REDUCED PRESSURE PRINCIPLE BACK-FLOW PREVENTER. EXTEND 3/4" CW TO MAKE-UP WATER CONNECTIONS ON MECHANICAL EQUIPMENT. ROUTE DISCHARGE PIPING FROM BACK-FLOW PREVENTER TO FLOOR DRAIN AND TERMINATE THRU AIR-GAP.

GENERAL NOTES:

- 1. NEW WORK IS SHOWN BY DARK LINE WORK. EXISTING TO REMAIN IS SHOWN BY DASHED LINE WORK.
- 2. OWNER HAS FIRST RIGHT OF REFUSAL OF ALL SALVAGED ITEMS. ALL SERVICEABLE PLUMBING FIXTURES REMOVED SHALL BE RETURNED TO THE OWNER.
- 3. EXISTING PIPING SHOWN IS BASED UPON EXISTING DRAWINGS AND FIELD SURVEYS. CONTRACTOR SHALL FIELD VERIFY ALL CONDITIONS AND NOTIFY THE ENGINEER IF CONDITIONS ARE NOT AS INDICATED.
- 4. COORDINATE WITH CONSTRUCTION MANAGER TO SCHEDULE ANY REQUIRED SHUTDOWN AND RESTART OF BUILDING SERVICES.
- 5. PROPERLY REROUTE, RELOCATE, REMOVE, DISCONNECT OR RECONNECT ANY PIPING AS MAY BE NECESSARY BECAUSE OF ALTERATIONS TO OR REMOVAL OF STRUCTURES, TO PROVIDE A SATISFACTORY, COMPLETE AND FULLY OPERATING SYSTEM(S).
- 6. ALL PIPING, FITTINGS, HANGERS AND APPURTENANCES MADE OBSOLETE BY THIS PROJECT OR FOUND ABANDONED BY PREVIOUS PROJECTS SHALL BE REMOVED AND LEGALLY DISCARDED OFF OF THE SITE.
- 7. THIS CONTRACTOR SHALL COORDINATE THIS WORK WITH ALL OTHER TRADES.
- 8. REFER TO "E" SERIES DRAWINGS FOR ELECTRICAL WORK.
- 9. REFER TO "M" SERIES DRAWINGS FOR MECHANICAL WORK.



BASEMENT - PLUMBING PLAN - PHASE 2

SCALE: 1/8" = 1'-0"



NORTHEAST REGIONAL OFFICE
 HVAC SYSTEM REPLACEMENT PHASE II
 DEPT. OF NATURAL RESOURCES
 1353 SOUTH GOVERNORS DRIVE
 COLUMBIA CITY, IN. 46725



STATE OF INDIANA
 DEPARTMENT OF NATURAL RESOURCES
 DIVISION OF ENGINEERING
 ROOM 1929, INDIANA GOVERNMENT CENTER SOUTH
 400 W. MARKET STREET
 INDIANAPOLIS, INDIANA 46204
 TEL: 317-232-4150, FAX: 317-233-1005

Revisions:

| | |
|-------------------------------------|----------------------------|
| Project Number: ENG 1811980549 | |
| Requisition Number: Requisition# | |
| Designer: RGP | Drawing Date: 3/20/18 |
| Designer: MAC | Drawing Scale: AS NOTED |
| DNR Approval: | |

| |
|--------------------------|
| Client Approval: |
| File Number: 122-002 |
| Drawing Number: P-101 |
| Sheet: # of ## |

PROJECT: 122-002 HVAC SYSTEM REPLACEMENT PHASE II; DRAWING: P-101; DATE: 3/20/18; DESIGNER: RGP; CHECKER: MAC; APPROVED: [Signature]; SCALE: AS NOTED; SHEET: P-101 OF 101


DEPARTMENT OF NATURAL RESOURCES

HVAC SYSTEM REPLACEMENT NORTHEAST REGIONAL OFFICE "NERO"

1353 SOUTH GOVERNOR DRIVE
COLUMBIA CITY, INDIANA 46725-7539
PROJECT NO. ENG 1811980549



| DRAWING | INDEX |
|---------|--|
| SHEET # | DESCRIPTION |
| T-1 | TITLE SHEET |
| M-101 | BASEMENT LEVEL HVAC DEMOLITION PLAN - PHASE II |
| M-102 | FIRST FLOOR - HVAC DEMOLITION PLAN - PHASE II |
| M-201 | BASEMENT LEVEL HVAC PLAN - PHASE II |
| P-101 | BASEMENT LEVEL PLUMBING PLAN - PHASE II |
| E-101 | BASEMENT LEVEL HVAC PLAN - PHASE II |
| | |
| | |



NORTHEAST REGIONAL OFFICE "NERO"
LOCATION MAP



Certified by:

TITLE SHEET
SITE DETAILS

NORTHEAST REGIONAL OFFICE
HVAC SYSTEM REPLACEMENT PHASE II
DEPT. OF NATURAL RESOURCES
1353 SOUTH GOVERNORS DRIVE
COLUMBIA CITY, IN. 46725



STATE OF INDIANA
DEPARTMENT OF NATURAL RESOURCES
DIVISION OF ENGINEERING
ROOM 1929, INDIANA GOVERNMENT CENTER SOUTH
401 WEST WASHINGTON STREET
INDIANAPOLIS, IN 46204
TEL: 317-232-4150, FAX: 317-232-4205

Revisions:

Project Number:
ENG 1811980549

Requisition Number:
Requisition#

Designer:
RGP

Drawing Date:
3/20/18

Drawer:
MAC

Drawing Scale:
AS NOTED

DSR Approval:

Client Approval:

File Number:
122-002

Drawing Number:
T-1

Sheet # of ##

I:\Projects\1811980549\1811980549.dwg - 3/20/18 10:15:00 AM - RGP - 122-002 - T-1 - 1 of 1