

CODE COMPLIANCE STUDY

WEST BROADWAY SHOPPING CENTER

1543 WEST BROADWAY STREET
PRINCETON, INDIANA 47509

HAFER ASSOCIATES
ARCHITECTURE ENGINEERING
INTERIOR DESIGN PLANNING

307 E. U.S. 40
21204 Road 11, Box 100-1
Evansville, Indiana 47618-1410
7 317-461-4477
F 317-461-4477
www.hafer.com

**Fire Protection and
Code Consultants**
1620 Main Street
Indianapolis, Indiana 46204



Thomas W. Blythe

Revision	Description	Date

The drawings, specifications and other documents, including those in electronic form prepared by or on behalf of the Engineer, P.E., are the property of the Engineer and shall be used only for the project and site for which they were prepared. The Engineer, P.E., shall not be held responsible for any errors or omissions in the drawings, specifications and other documents prepared by or on behalf of the Engineer, P.E., or for any consequences arising therefrom, in whole or in part, whether or not such consequences are caused, in whole or in part, by the negligence of the Engineer, P.E. The Engineer, P.E., shall not be held responsible for any consequences arising therefrom, in whole or in part, whether or not such consequences are caused, in whole or in part, by the negligence of the Engineer, P.E. The Engineer, P.E., shall not be held responsible for any consequences arising therefrom, in whole or in part, whether or not such consequences are caused, in whole or in part, by the negligence of the Engineer, P.E.

Sheet Title

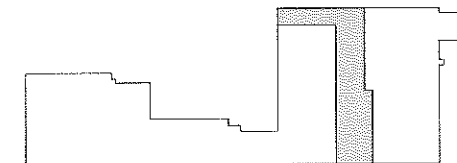
SEARS FLOOR PLAN

Architect's Project No. Code

1504-165 July, 2015

Drawing No.

A1.7

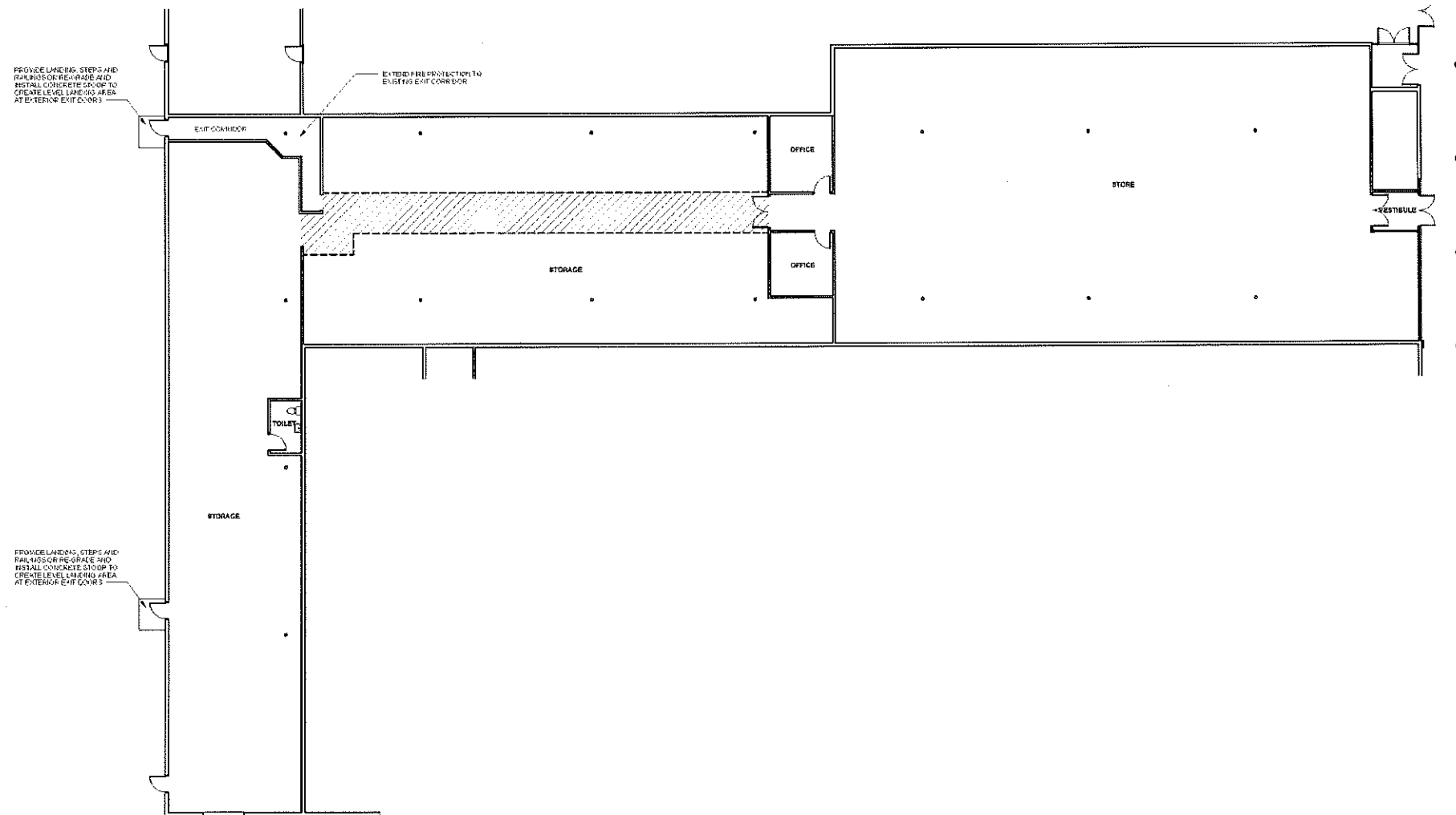


KEYPLAN - SEARS

1" = 100'-0"



North



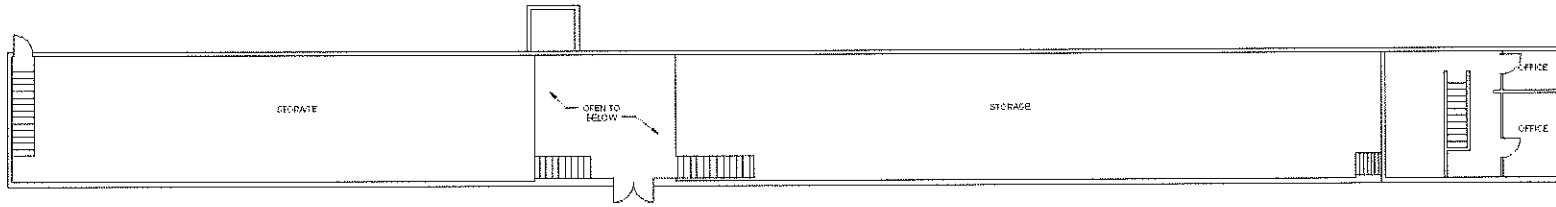
FLOOR AREA: 14,503 SQ. FT.

SEARS FLOOR PLAN

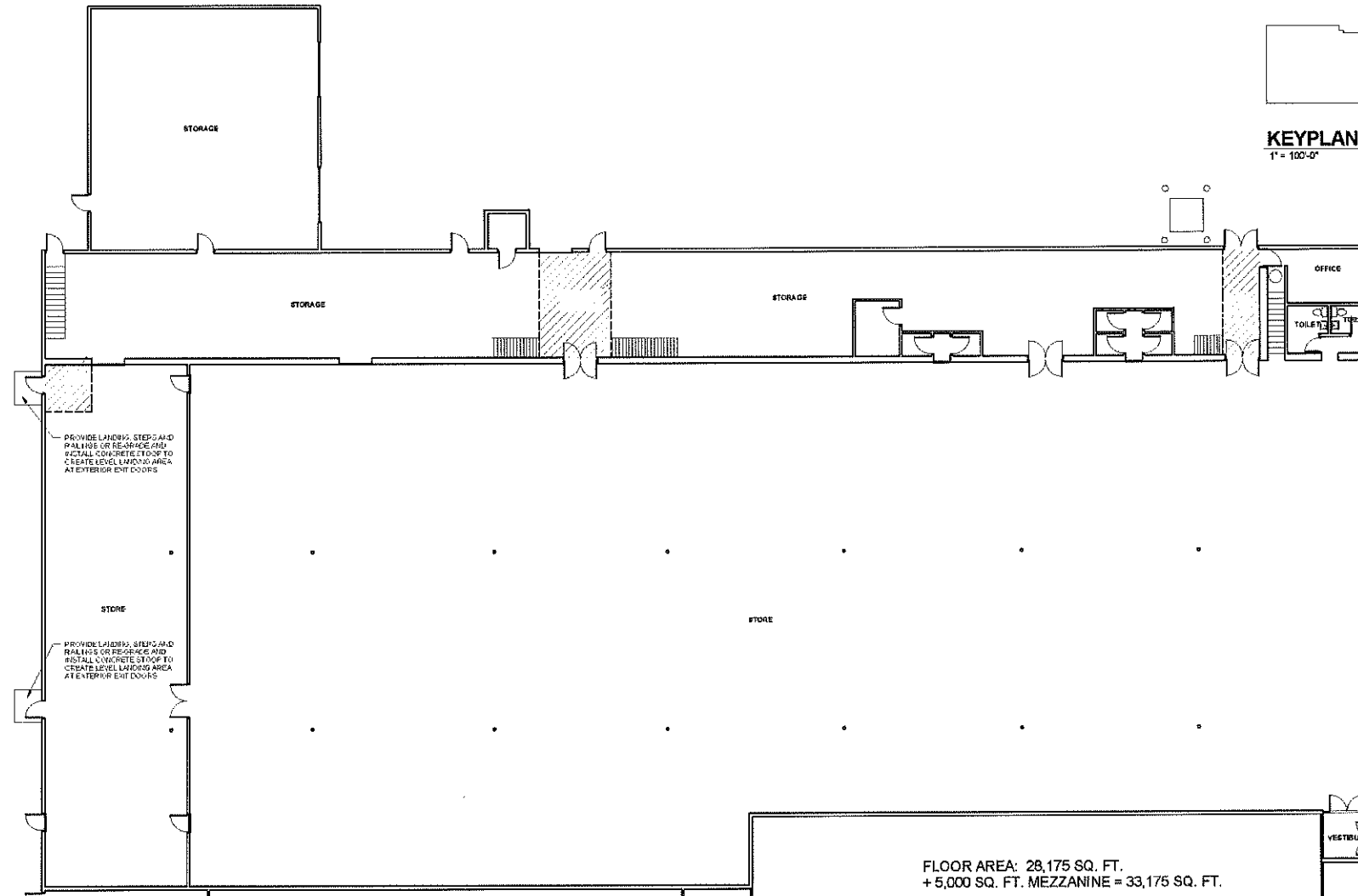
1" = 10'-0"



North



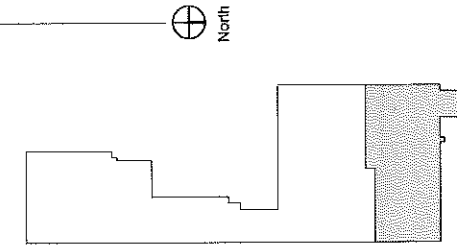
FINDERS KEEPERS MEZZANINE PLAN
1" = 10'-0"



FINDERS KEEPERS FLOOR PLAN
1" = 10'-0"

FLOOR AREA: 28,175 SQ. FT.
+ 5,000 SQ. FT. MEZZANINE = 33,175 SQ. FT.

KEYPLAN - FINDERS KEEPERS
1" = 100'-0"



CODE COMPLIANCE STUDY

WEST BROADWAY SHOPPING CENTER

1543 WEST BROADWAY STREET
PRINCETON, NJ 08540-4770

HAFER ASSOCIATES
ARCHITECTURE ENGINEERING
INTERIOR DESIGN PLANNING

14th Floor
21 South Canal Street
Evansville, Indiana 47701-1433
P: 317.481.0771
F: 317.481.0771

Fire Protection and Code Consultants
1800 Main Street
Indianapolis, Indiana 46224

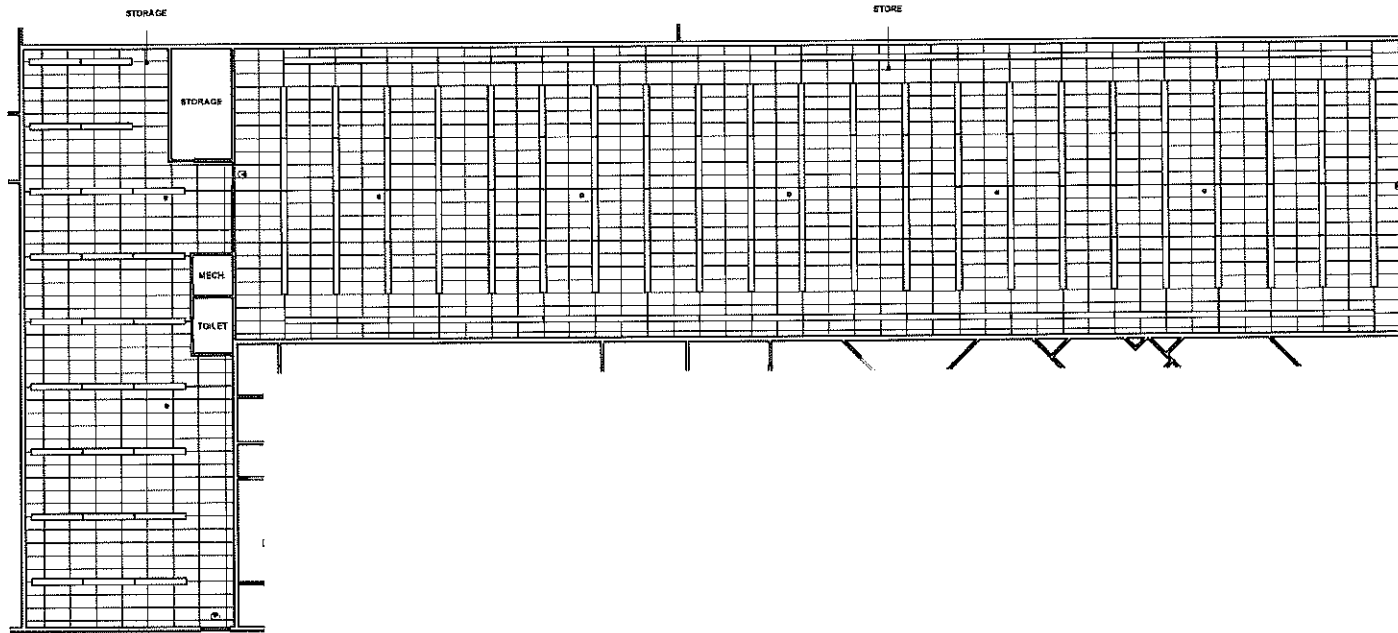


#	Description	Date

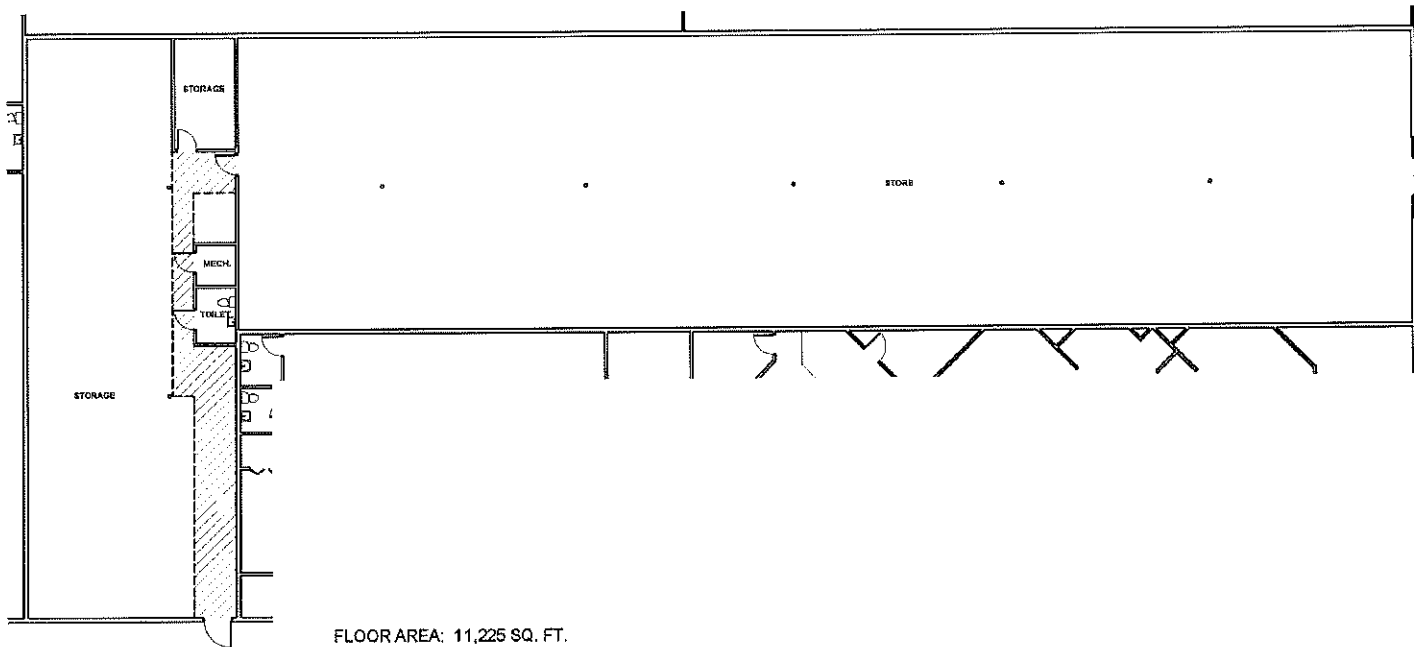
The findings, conclusions and other documents resulting from an inspection are prepared for the client's use only. They are not to be used for any other purpose, and they are not to be used to support any claim. The accuracy of the information provided is not guaranteed. The client is responsible for the accuracy of the information provided. The client is responsible for the accuracy of the information provided. The client is responsible for the accuracy of the information provided.

Project: FINDERS KEEPERS FLOOR PLAN
Project's Project No: 1504-165
Date: July, 2015

Drawing No: **A1.8**

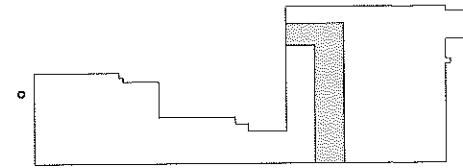


DOLLAR GENERAL CEILING PLAN
1" = 10'-0"



FLOOR AREA: 11,225 SQ. FT.

DOLLAR GENERAL FLOOR PLAN
1" = 10'-0"



KEYPLAN - DOLLAR GENERAL
1" = 100'-0"



CODE COMPLIANCE STUDY

WEST BROADWAY SHOPPING CENTER

1343 WEST BROADWAY STREET
PRINCETON, IL 64116-4104

HAPER ASSOCIATES
ARCHITECTURE INTERIORS
MECHANICAL ELECTRICAL PLUMBING

1343 WEST BROADWAY STREET
PRINCETON, IL 64116-4104
TEL: 618-237-1111
WWW.HAPERASSOCIATES.COM

Fire Protection and Code Consultants
1343 West Broadway
Princeton, Indiana 44724



#	Description	Date

The drawings, specifications and work conditions including those in accordance with applicable codes and standards, P.C. has been prepared by the architect and shall be used as the basis for construction. The contractor shall be responsible for obtaining all necessary permits and for complying with all applicable codes and standards. The contractor shall be responsible for obtaining all necessary permits and for complying with all applicable codes and standards. The contractor shall be responsible for obtaining all necessary permits and for complying with all applicable codes and standards.

DOLLAR GENERAL FLOOR PLAN

Project No: 1504-165 Date: July, 2015

Drawing No: A1.6

A1.6