



APPLICATION FOR VARIANCE

State Form 44400 (R7 / 10-13)
Approved by State Board of Accounts, 2013

INDIANA DEPARTMENT OF HOMELAND SECURITY
CODE SERVICES SECTION
302 West Washington Street, Room W246
Indianapolis, IN 46204-2739
http://www.in.gov/dhs/fire/fp_bs_comm_code/



INSTRUCTIONS: Please refer to the attached four (4) page instructions.
Attach additional pages as needed to complete this application.

Variance number (Assigned by department)

15-07-06

1. APPLICANT INFORMATION (Person who would be in violation if variance is not granted; usually this is the owner)

Name of applicant	Title
Valecia Crisafulli	Member
Name of organization	Telephone number
Placeworks, LLC	(812) 272-7764
Address (number and street, city, state, and ZIP code)	
832 W Main St, Madison, IN 47250	

2. PERSON SUBMITTING APPLICATION ON BEHALF OF THE APPLICANT (If not submitted by the applicant)

Name of applicant	Title
Bernard A. Hauersperger	Engineer
Name of organization	Telephone number
FPBH, Inc.	(812) 346-2045
Address (number and street, city, state, and ZIP code)	
72 Henry St, PO Box 47, North Vernon, IN 47265	

3. DESIGN PROFESSIONAL OF RECORD (If applicable)

Name of design professional	License number
Bernard A. Hauersperger	PE60900038
Name of organization	Telephone number
FPBH, Inc.	(812) 346-2045
Address (number and street, city, state, and ZIP code)	
72 Henry St, PO Box 47, North Vernon, IN 47265	

4. PROJECT IDENTIFICATION

Name of project	State project number	County
108 West Main St Remodel	377424	Jefferson
Address of site (number and street, city, state, and ZIP code)		
108 West Main St, Madison, IN 47250		
Type of project		
<input type="checkbox"/> New <input type="checkbox"/> Addition <input checked="" type="checkbox"/> Alteration <input type="checkbox"/> Change of occupancy <input type="checkbox"/> Existing		

5. REQUIRED ADDITIONAL INFORMATION

The following required information has been included with this application (check as applicable):

- A check made payable to the Indiana Department of Homeland Security for the appropriate amount. (see instructions)
- One (1) set of plans or drawings and supporting data that describe the area affected by the requested variance and any proposed alternatives.
- Written documentation showing that the local fire official has received a copy of the variance application.
- Written documentation showing that the local building official has received a copy of the variance application.

6. VIOLATION INFORMATION

Has the Plan Review Section of the Division of Fire and Building Safety issued a Correction Order?

Yes (If yes, attach a copy of the Correction Order.) No

Has a violation been issued?

Yes (If yes, attach a copy of the Violation and answer the following.) No

Violation issued by:

Local Building Department
 State Fire and Building Code Enforcement Section
 Local Fire Department

7. DESCRIPTION OF REQUESTED VARIANCE

Name of code or standard and edition involved 2014 Indiana Building Code	Specific code section Section 903.2.8
--	---

Nature of non-compliance (Include a description of spaces, equipment, etc. involved as necessary.)
 In this structure, there are 3 separate residential spaces. This would give the designation of an R-2 use, which would require an automatic sprinkler system. We are requesting a variance to not install a sprinkler system.

8. DEMONSTRATION THAT PUBLIC HEALTH, SAFETY, AND WELFARE WILL BE PROTECTED

Select one of the following statements:

Non-compliance with the rule will not be adverse to the public health, safety or welfare; or

Applicant will undertake alternative actions in lieu of compliance with the rule to ensure that granting of the variance will not be adverse to public health, safety, or welfare. Explain why alternative actions would be adequate (be specific).

Facts demonstrating that the above selected statement is true:

- The rear apartment is separated from the other 2 apartments by a common outdoor deck, so a fire in one would not immediately affect the other apartments.
- The 2 connected apartments have multiple exit passageways to escape the structure if a fire were to start. The 4th floor has a direct exit and stairway to an outside common area.

9. DEMONSTRATION OF UNDUE HARDSHIP OR HISTORICALLY SIGNIFICANT STRUCTURE

Select at least one of the following statements:

Imposition of the rule would result in an undue hardship (unusual difficulty) because of physical limitations of the construction site or its utility services.

Imposition of the rule would result in an undue hardship (unusual difficulty) because of major operational problems in the use of the building or structure.

Imposition of the rule would result in an undue hardship (unusual difficulty) because of excessive costs of additional or altered construction elements.

Imposition of the rule would prevent the preservation of an architecturally or a historically significant part of the building or structure.

Facts demonstrating that the above selected statement is true:

- The cost of installing a sprinkler system in the existing structure would be too great to recoup costs through rent revenue.
- This structure is located within the Madison Historic District on the National Register of Historic Places. It is listed as a "contributing" Italianate building style constructed in ca. 1870. Installing a sprinkler system in this historic structure could cause some architecturally significant portions of the building to be compromised. The placement of the sprinkler system could require some interior architectural details to be removed or damaged. A new service line would need to be installed which could cause damage to some exterior architectural elements as well.

10. STATEMENT OF ACCURACY

I hereby certify under penalty of perjury that the information contained in this application is accurate.

Signature of applicant or person submitting application <i>Bernard A. Haversperger</i>	Please print name Bernard A. Haversperger	Date of signature (month, day, year) 6-1-2015
Signature of design professional (if applicable) <i>Bernard A. Haversperger</i>	Please print name Bernard A. Haversperger	Date of signature (month, day, year) 6-1-2015

11. STATEMENT OF AWARENESS (If the application is submitted on the applicant's behalf, the applicant must sign the following statement.)

I hereby certify under penalty of perjury that I am aware of this request for variance and that this application is being submitted on my behalf.

Signature of applicant <i>Valecia Crisafulli</i>	Please print name Valecia Crisafulli	Date of signature (month, day, year) 6-1-2015
---	--	---

This on-line filing is through a secure site, you can use it to submit your project information, pay the fees and upload your project plans.

Use Internet Browser to View this report, other browsers are not compatible to view this report



CONSTRUCTION DESIGN RELEASE

State Form 41191 (R9/5-98)

Report Printed on: April 24, 2015

Indiana Department of Homeland Security
DIVISION OF FIRE & BUILDING SAFETY
PLAN REVIEW DIVISION
 402 W. Washington St., Room E245
 Indianapolis, IN 46204



Available At Your Local Licence Branch
SUPPORT HOOSIER SAFETY

To: Owner / Architect / Engineer
 FPBH, Inc.

BERNARD ANTHONY A HAUERSPERGER PE609000:

72 Henry St

PO Box 47

North Vernin IN 47265

Fax & e-mail: 8123468045, bhauer@fpbhonline.com

Project number 377424		Release date 04/24/15
Construction type III-B, SPK	Occupancy classification B, M, R-2, REM	
Scope of release ARCH ELEC MECH PLUM STR		
Type of release Standard		
Project name 108 W Main St Remodel		
Street address 108 W Main St		
City Madison	County JEFFERSON	

The plans, specifications and application submitted for the above referenced project have been reviewed for compliance with the applicable rules of the Fire Prevention and Building Safety Commission. The project is released for construction subject to, but not necessarily limited to, the conditions listed below. THIS IS NOT A BUILDING PERMIT. All required local permits and licenses must be obtained prior to beginning construction work. All construction work must be in full compliance with all applicable State rules. Any changes in the released plans and/or specifications must be filed with and released by this Office before any work is altered. This release may be suspended or revoked if it is determined to be issued in error, in violation of any rules of the Commission or if it is based on incorrect or insufficient information. This release shall expire by limitation, and become null and void, if the work authorized is not commenced within one (1) year from the above date.

CONDITIONS:

Note :(A1A & A1B): In accordance with the affidavit sworn under penalties of perjury in the application for construction design release the plans and specifications filed in conjunction with this project shall comply with all of the applicable rules and laws of Fire Prevention and Building Safety Commission. Providing false information constitutes an act of perjury, which is a Class D felony punishable by a prison term and a fine up to \$10,000.

In accordance with Section 19 of the General Administrative Rules (675 IAC 12-6-19) a complete set of plans and specifications that conform exactly to the design that was released by the office of the state building commissioner shall be maintained on the construction jobsite as well as a copy of the design release.


- 4G0412AC No addition or alteration shall cause an existing building, structure, or any part of the permanent heating, ventilating, air conditioning, electrical, plumbing, sanitary, emergency detection, emergency communication, or fire or explosion suppression systems to become unsafe or overloaded under the provisions of the rules of the Commission for new construction in accordance with 675 IAC 12-4-12(c).
- 14B1009934 Usable spaces under stairways shall be protected in accordance with Sections 1009.9.3 and 1009.9.4, IBC (675 IAC 13-2.6).
- 14B11060432 Clearance around a water closet shall be 56 inches minimum in depth, measured perpendicular from the rear wall in accordance with Section 604.3.2, ICC standard A117.1 and Chapter 11, IBC (675 IAC 13-2.6).
- 14B090328 An automatic sprinkler system shall be provided throughout all buildings with a Group R fire area in accordance with Section 903.2.8, IBC (675 IAC 13-2.6).
- 4G0603AE Detailed plans and specifications of the fire suppression system shall be filed with the required application and appropriate fees in accordance with 675 IAC 12-6-3(a), 675 IAC 12-6-7(g)(17), and 675 IAC 13-1-8. (N.F.P.A. 13)

Please be advised that if an administrative review of this action is desired, a written petition for review must be filed at the above address with the Fire Prevention and Building Safety Commission identifying the matter for which a review is sought no later than eighteen (18) days from the above stated date, unless the eighteenth day falls on a Saturday, a Sunday, a legal holiday under State statute, or a day in which the Department of Fire and Building Services is closed during normal business hours. In the latter case, the filing deadline will be the first working day thereafter. If you choose to petition, and the before-mentioned procedures are followed, your petition for review will be granted, and an administrative proceeding will be conducted by an administrative law judge of the Fire Prevention and Building Safety Commission. If a petition for review is not filed, this Order will be final, and you must comply with its requirements.

ELECTRONICALLY FILE YOUR PROJECT WITH STATE OF INDIANA at <http://www.in.gov/dhs/2650.htm>.

This on-line filing is through a secure site, you can use it to submit your project information, pay the fees and upload your project plans.

Use Internet Browser to View this report, other browsers are not compatible to view this report

Code review official TONY RIGGS TRIGGS@DHS.IN.GOV	Director, Division of Fire and Building Safety
Address (name, title of local official, street, city, state and ZIP code) BUILDING INSPECTOR STEVE HORTON CITY HALL 101 WEST MAIN STREET MADISON, IN 47250 Fax & e-mail: 8122653349,	

Trent Woodward

From: Trent Woodward
Sent: Monday, June 01, 2015 10:38 AM
To: 'bdevries@madison-in.gov'; firedept@madison-in.gov
Subject: 108 W Main State Variance
Attachments: 2015_06_01_VarianceApplication_159503.pdf

Mr. Devries,

We are applying to the State for a building variance and are required to send you a copy of the application.

The application is attached to this email as a PDF. Please let us know if you have any comments, or would like a hard copy.

If you could respond to this email saying you received the application, we would appreciate it.

Thanks,

Trent Woodward

Planner / GIS Analyst / Building Design

T: (812) 346-2045 x110

E: twoodward@fpbhonline.com




FPBH, Inc.

72 Henry St PO Box 47, North Vernon, IN 47265
www.fpbhonline.com

Over 40 Years in Business

108 West Main Street Remodel

April 16, 2015



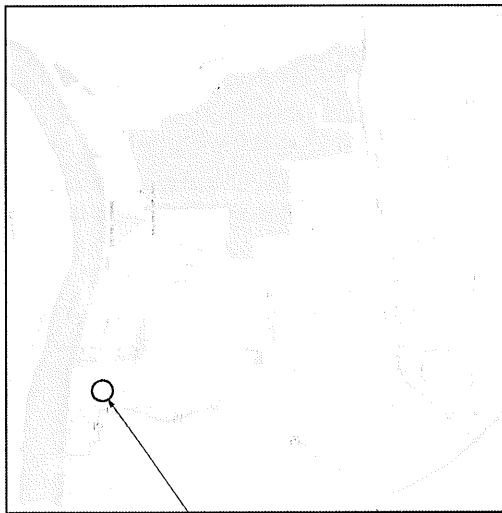
Sheet 3D Perspective

Address: Placeworks, LLC Building 108 West Main Street Madison, WI 53750	Building Information: Existing Area = 7,600 +/- SF Remodel Area = 2,000 +/- SF Construction Code = IBC Building Use Class = M, B, & R-2
--	--



FPPB, Inc.
 Engineer • Surveyor • Planner • Inspector

22 Henry Street, 208th St, North Vernon, Indiana 47345
 Phone: 317-838-1111
 Fax: 317-838-1199
 www.fppb.com



LOCATION MAP

PROJECT LOCATION


108 West Main Street Remodel

April 16, 2015 15-9503

Sheet Number	Sheet Title
GD01	Title Sheet
CD01	Order/Commitment
CI01	Site Plan
AI00	Basement Plan
AI01	1st Floor Plan
AI02	2nd Floor Plan
AI03	3rd Floor Plan
AI04	Fourth Floor Plan
AD01	Elevation/Section View

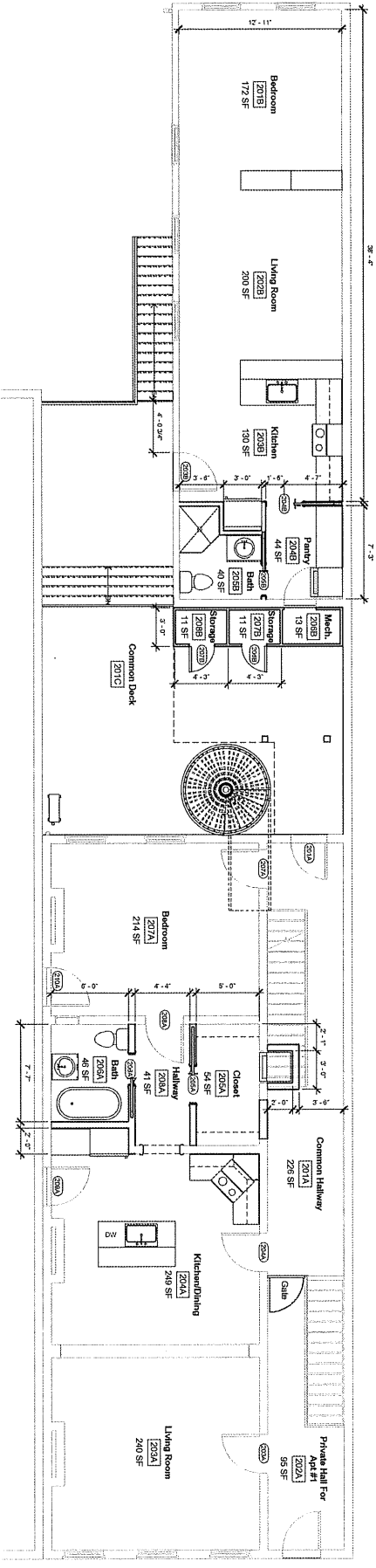
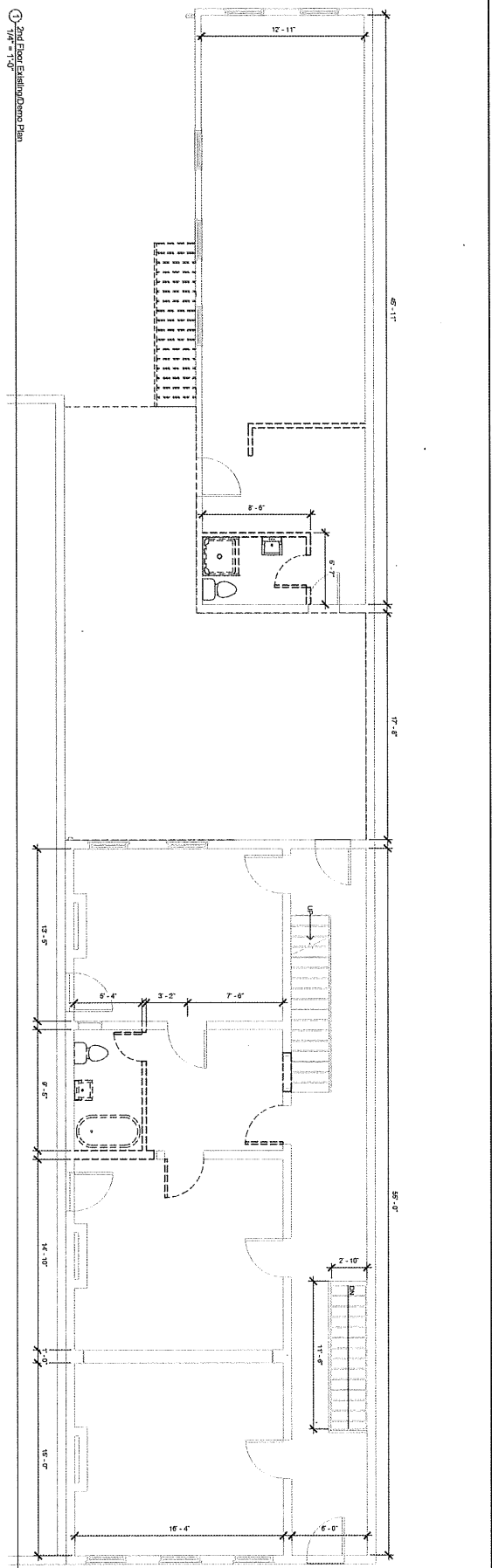
Sheet Number	Sheet Title
AD01	Order/Commitment
FI01	Basement & 1st Floor Final Life Safety Plan
FI02	2nd, 3rd & 4th Floor Final Life Safety Plan
PH01	Photometric/illumination/energy efficiency
CI01	Basement to 1st floor Elevation/View
CI02	1st to 2nd floor Elevation/View
CI03	2nd to 3rd floor Elevation/View
CI04	3rd to 4th floor Elevation/View
AD01	1st to 2nd floor Elevation/View
AD02	2nd to 3rd floor Elevation/View

Partial Plan Set



JOB NUMBER: 15-9503

GENERAL NOTE:
 ALL CONSTRUCTION SHALL BE IN ACCORDANCE WITH THE LOCAL AND GENERAL CODES & REGULATIONS. THE CONTRACTOR SHALL BE RESPONSIBLE FOR OBTAINING ALL NECESSARY PERMITS AND APPROVALS FROM THE LOCAL AND STATE AUTHORITIES. THE CONTRACTOR SHALL BE RESPONSIBLE FOR OBTAINING ALL NECESSARY PERMITS AND APPROVALS FROM THE LOCAL AND STATE AUTHORITIES. THE CONTRACTOR SHALL BE RESPONSIBLE FOR OBTAINING ALL NECESSARY PERMITS AND APPROVALS FROM THE LOCAL AND STATE AUTHORITIES.



Not to Scale

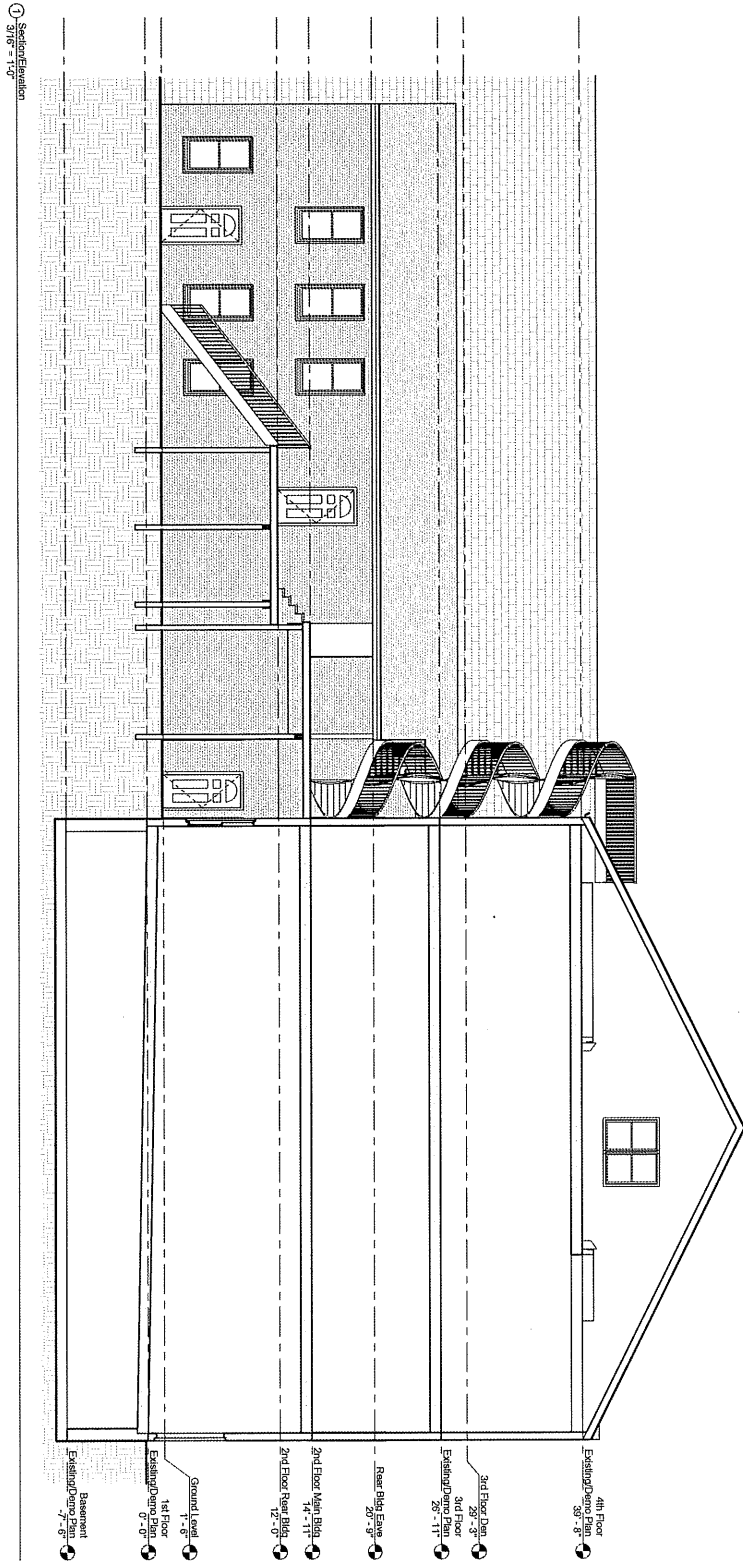
General Note: This drawing is based on the information provided by the client and is intended for informational purposes only. It is not intended to be used for construction or other purposes without the approval of the design professional. The design professional is not responsible for any errors or omissions in this drawing. A professional seal is required for any use of this drawing that is not for informational purposes only.

Rev	By	Date

FPBH, Inc.
 Engineers • Surveyors • Planners • Inspectors
 72 Henry Street, P.O. Box 47, North Vernon, Indiana 47265
 P: (812) 348-4045 F: (812) 348-8045
 Toll Free: 1-866-ENG-FPBH
 www.fpbhinc.com

Scale: 1/8" = 1'-0"
 Design: SR, TDW
 Checked: BR, BAH
 Date: April 16, 2015
 Job No: 159503
 Client Name: Placeworks, LLC

Project Description: 108 West Main Street Remodel
 Sheet Title: Second Floor Plan
 Design Phase: Design Review Phase
 Sheet Number: **A102**



Not to Scale

<p>General Note: The work shown on these drawings is based on information furnished by the client and is not intended to constitute a contract. The client is responsible for providing all necessary information and for obtaining all necessary permits. The contractor is responsible for obtaining all necessary permits and for complying with all applicable codes and regulations. The contractor is also responsible for coordinating with all other trades and for ensuring that the work is completed in accordance with the drawings and specifications. The contractor shall be held responsible for any errors or omissions on these drawings and specifications.</p>							
<p>NOISE</p>							
<p>Revision Schedule</p> <table border="1"> <thead> <tr> <th>#</th> <th>By</th> <th>Date</th> </tr> </thead> <tbody> <tr> <td> </td> <td> </td> <td> </td> </tr> </tbody> </table>		#	By	Date			
#	By	Date					
<p>FPBH, Inc. Engineers • Surveyors • Planners • Inspectors 72 Henry Street, PO Box 47, North Vernon, Indiana 47265 P: (812) 346-2245 F: (812) 346-8055 Toll Free: 1-866-ENG-FFBH www.fpbhinc.com</p>							
<p>Scale: 3/16" = 1'-0" Drawn By: TDW Checked By: BAH Date: April 16, 2015 Job No.: 159503 Client Name: Placeworks, LLC Project Description: 108 West Main Street Renovation Sheet Title: Elevation/Section View</p>							
<p>Design Phase: Design Review Plans Sheet Number: A201</p>							

