



Regional Service Council Minutes Region # 18

Meeting Date: 1/17/2020

Meeting Location: Clark County DCS

Council Members Present

Myra Albertson, Washington County Probation
Mark Barry, Washington Co Dir
Kayla Bastin, Floyd County FCMS
Brad Fortner, Clark Co Dir
Shay Grahn, Clark County CASA
Nancy Lambring, Region 18 Manager
Andrea Nay, Practice Consultant
Amy Rutherford, Scott County Director
Crystal Taylor, Harrison County FCM
Brittany Webster, Floyd Div. Manager

Council Members Absent

Carmen Fowler, Floyd County Foster Parent
Paul Lenfert, Proxy for Clark Co Judge
Michelle Voyles, Floyd County Foster Parent

Others in attendance

Jennifer Barrett, Floyd County Director (DCS)
Debbie Daily, Regional Finance Manager (DCS)
Tawana Jackson, Harrison County Director (DCS)
Teri Lyles, Recording Secretary (DCS)
Jason Nelson, Regional Services Coordinator(DCS)
Natalie Kassenbrock, Ireland Home Based Services-Community Partners
Paris Scott, Ireland Home Based Services-Community Partners
Laura Fleming-Balmer, Clark County Youth Services
Ashley McIntyre, Clark County Youth Services
Donna Bonath, Lifeline
Megan Stafford, Youth Villages
Lisa Jacobs, Community Care Resources
Tyler Bittner, Abbott/Redwood Toxicology
Kristi Glotzbach, Family Ark
Trish Kite-Hannon, New Hope Services
Amanda Green, Lifespring
Margaret Abrell, Villages
Kimberly Chumbley, Our Place
Drew Mowery, Our Place Intern
Karen Feldmanis, Home of The Innocents

Meeting Minutes

Meeting Called to Order by Nancy Lambring, Region 18 Manager

- I. **DCS State of the Agency Watch Party** Those attending today's meeting participated in DCS Director Terry Stigdon's DCS State of the Agency Watch Party.
- II. **Welcome, Introduction and Approval of Minutes** Nancy Lambring welcomed everyone to the meeting and introduced the council members.
Kayla Bastin made a motion, seconded by Tawana Jackson to approve the minutes as read from the November 18, 2019 meeting. All were in favor, motion carried.
- III. **Budget Report** Debbie Dailey distributed the finance report to the council and reported that Region 18 is at 55%. She went over the delays in processing claims and noted that in Region 18 we paid out \$868,000 in November and in December that increased to \$4.0 million. In December all of the invoices were processed and this was the cause for the jump in expenditures. (see attached)
- IV. **Programs and Services** Jason Nelson, Services reminded the providers that the RFP for Family Preservation Services is currently open and will close in February. He encouraged the providers to take a look at the DCS website and submit proposals. Today we need to discuss and approve the Region's Biennial Regional Services' Action Plan. Jason explained what the Biennial Regional Services Strategic Plan is to those present. The region four areas to focus on are 1) Prevention Services, 2) Absent of Repeat Maltreatment, 3) Permanency for Children in Care Over 24 Months and 4) Foster Parent Recruitment and Retention. (See attached document). Amy Rutherford made a motion to approved the Action Plan, seconded by Mark Barry all were in favor, motion carried.
- V. **Community Partners** Natalie Kassenbrock, Ireland Home Based Services presented the community partners report as of January 1st. Reports included: breakdown of the number of referrals for each county referral source and service type along with a recent success story and a finance report on expenditures. (see attached documents)

The following community partner gave presentations to the council regarding their programs and services:
 - Karen Feldmanis, Coordinator of Home of The Innocents' Parents Acquiring Skills and Strengths. (see attached handouts)
- VI. **Other Business** Service providers who were present introduced themselves and some gave reports on their programs.
- VII. **Adjourn** Mark Barry made a motion to adjourn, seconded by Tawana Jackson all were in favor meeting was adjourned at 11:29 a.m.

DEPARTMENT OF CHILD SERVICES
Family & Children Fund - Region18
December 2019

6 TYPE OF EXPENSE	DISBURSEMENTS (YTD Actual)			Projected	
	Child Services	Budget	% Of Budget Spent *	Child Services	% Of Total Child Services

REGION 18 TOTAL					
IN HOME CARE	3,127,350	5,549,825	56.35%	9,382,050	
IH Community Based Services	3,097,592	5,448,457	56.85%	9,292,776	23.60%
IH Concrete Services	29,758	101,368	29.36%	89,274	0.23%
OUT OF HOME CARE	9,998,507	18,269,175	54.73%	29,995,521	
DCS Foster Homes	1,276,243	2,718,372	46.95%	3,828,729	9.72%
Residential Placements	2,606,367	4,873,731	53.48%	7,819,101	19.86%
LCPA Foster Homes	4,082,166	6,802,189	60.01%	12,246,498	31.10%
OH Community Based Services	1,948,454	3,642,065	53.50%	5,845,362	14.84%
OH Concrete Services	85,277	232,818	36.63%	255,831	0.65%
TOTAL	13,125,857	\$ 23,819,000	55.11%	\$39,377,571	

* Percent of budget spent should be no more than

1

CLARK					
IN HOME CARE	1,026,425	1,572,617	65.27%	2,052,850	
IH Community Based Services	1,023,069	1,562,616	65.47%	2,046,138	30.35%
IH Concrete Services	3,356	10,001	33.56%	6,712	0.10%
OUT OF HOME CARE	2,344,412	4,317,223	54.30%	4,688,824	
DCS Foster Homes	371,844	778,204	47.78%	743,688	11.03%
LCPA Foster Homes	475,934	877,970	54.21%	951,868	14.12%
Residential Placements	1,033,095	1,755,376	58.85%	2,066,190	30.65%
OH Community Based Services	448,132	850,096	52.72%	896,264	13.29%
OH Concrete Services	15,407	55,577	27.72%	30,814	0.46%
TOTAL	3,370,837	\$ 5,889,840	57.23%	\$6,741,674	

FLOYD					
IN HOME CARE	1,169,180	2,381,416	49.10%	2,338,360	
IH Community Based Services	1,150,808	2,326,923	49.46%	2,301,616	22.07%
IH Concrete Services	18,372	54,493	33.71%	36,744	0.35%
OUT OF HOME CARE	4,046,070	7,796,172	51.90%	8,092,140	
DCS Foster Homes	497,042	899,200	55.28%	994,084	9.53%
LCPA Foster Homes	1,157,312	2,401,861	48.18%	2,314,624	22.19%
Residential Placements	1,466,382	2,838,159	51.67%	2,932,764	28.12%
OH Community Based Services	886,059	1,545,780	57.32%	1,772,118	16.99%
OH Concrete Services	39,275	111,172	35.33%	78,550	0.75%
TOTAL	5,215,250	\$ 10,177,588	51.24%	\$10,430,500	

HARRISON					
IN HOME CARE	278,693	491,916	56.65%	557,386	
IH Community Based Services	278,008	483,475	57.50%	556,016	36.15%
IH Concrete Services	685	8,441	8.12%	1,370	0.09%

OUT OF HOME CARE	490,254	751,561	65.23%	980,508	
DCS Foster Homes	62,223	175,779	35.40%	124,446	8.09%
Residential Placements	56,470	88,684	63.68%	112,940	7.34%
LCPA Foster Homes	231,743	278,211	83.30%	463,486	30.14%
OH Community Based Services	124,253	197,578	62.89%	248,506	16.16%
OH Concrete Services	15,565	11,309	137.63%	31,130	2.02%
TOTAL	768,947	\$ 1,243,477	61.84%	\$1,537,894	

SCOTT					
IN HOME CARE	521,318	912,431	57.14%	1,042,636	
IH Community Based Services	515,321	886,762	58.11%	1,030,642	16.32%
IH Concrete Services	5,997	25,669	23.36%	11,994	0.19%
OUT OF HOME CARE	2,635,408	4,761,522	55.35%	5,270,816	
DCS Foster Homes	289,581	748,883	38.67%	579,162	9.17%
Residential Placements	796,316	1,398,915	56.92%	1,592,632	25.23%
LCPA Foster Homes	1,102,053	1,597,182	69.00%	2,204,106	34.91%
OH Community Based Services	434,062	970,928	44.71%	868,124	13.75%
OH Concrete Services	13,396	45,614	29.37%	26,792	0.42%
TOTAL	3,156,726	\$ 5,673,953	55.64%	\$6,313,452	

WASHINGTON					
IN HOME CARE	131,734	191,445	68.81%	263,468	
IH Community Based Services	130,386	188,681	69.10%	260,772	21.23%
IH Concrete Services	1,348	2,764	48.77%	2,696	0.22%
OUT OF HOME CARE	482,363	642,697	75.05%	964,726	
DCS Foster Homes	55,553	116,306	47.76%	111,106	9.05%
Residential Placements	120,335	106,301	113.20%	240,670	19.60%
LCPA Foster Homes	248,893	333,261	74.68%	497,786	40.53%
OH Community Based Services	55,948	77,683	72.02%	111,896	9.11%
OH Concrete Services	1,634	9,146	17.87%	3,268	0.27%
TOTAL	614,097	\$ 834,142	73.62%	\$1,228,194	



Eric J. Holcomb, Governor
Terry J. Stigdon, MSN, RN, Director
Indiana Department of Child Services
Region 18
Nancy Lambring, Regional Manager

Indiana Department of Child Services
Region 18
2020 Biennial Regional Services Strategic Plan
SFY 2021-2022

Action Plan

1. Prevention Services

- a. OBJECTIVE: Increase Community Awareness in Region 18 of what Prevention Services are available and how to access these services
 - i. Region 18 will develop and maintain a regular stream of communication between organizations and community agencies via the existing Systems of Care group and Community Partners contact lists who are able to connect residents to Prevention Services
 - 1. The Region will emphasize the importance of available resources and provide training/information to Medical Professionals, Law Enforcement Agencies, Volunteer organizations, etc. on how individuals and families can access services
 - ii. Region 18 will ensure that DCS field staff are providing Community Partner/Prevention services contact information when concluding assessments and at case closure
 - 1. Focus on increasing client awareness of CP/Prevention service availability when DCS is closing contact with a family should they or others require additional support after involvement
 - iii. Region 18 and partner agencies/organizations will make Prevention and Community Partner information via social media platforms that prospective clients are able to access

2. Absence of Repeat Maltreatment

(The federal government requires that at least 94.6% of all children who have been determined to be victims of abuse or neglect will remain free of maltreatment for the six month window following that determination)

- a. OBJECTIVE: Region 18 will exceed the federal expectation regarding Absence of Repeat Maltreatment
 - i. DCS and Partner Agencies will complete a comprehensive review of a family's history (prior involvement, applicable criminal history/conduct etc.) at initial Child and Family Team Meeting
 - ii. Ensure families have the opportunity to access Prevention/Community Partners services at case closure
 - iii. DCS staff will promote an environment where relative placements and foster parents assume a role of informal support for families at case closure



3. Permanency for Children in Care over 24 Months

- a. OBJECTIVE: Region 18 will decrease the number of children in care over 24 month by 10%
 - i. Region 18 Management team will develop procedures at the County-level to flag cases that meet this criteria for review by the Regional Permanency Team
 - ii. Any cases where a specific, identified barrier(s) to permanency have been identified will receive priority review by the Regional Management Team

4. Foster Parent Recruitment and Retention

- a. OBJECTIVE: Region 18 will prioritize foster parent recruitment and retention
 - i. DCS are partner agencies will focus on the "normalization" of the expectation that *everyone* will commit to recruitment and maintenance of potential and current foster families
 - ii. Increase community knowledge of supports available for foster and relative placements (financial, child care opportunities, respite, etc.)
 - iii. Increase staff knowledge of available support options specific to resource families
 - iv. Increase training and information sharing opportunities with potential and current resource families on DCS processes, court procedures, etc.





**Ireland Home Based Services
Community Partner for Child Safety
January 1, 2020**

As of January 1, 2020, a total of 77 referrals had been received since November 1, 2019. A home-based caseworker (HBCW) was assigned to 77 cases, a home-based therapist (HBT) was assigned to 0 cases.

There are 105 levels currently being serviced through Community Partners for Child Safety to assist 105 families.

Region 18 received a total of 40 referrals during the month of November. Of these referrals, 12 cases came from Clark County, 18 from Floyd County, 0 from Harrison County, 6 from Scott County, and 4 from Washington County.

Region 18 received a total of 37 referrals during the month of December. Of these referrals, 12 cases came from Clark County, 20 from Floyd County, 2 from Harrison County, 1 from Scott County, and 2 from Washington County.

November 2019

County	Referrals	Referral Source
Clark	12	DCS (5) Other (1) Self (1) School (5)
Floyd	18	DCS (14) School (4)
Harrison	0	
Scott	6	DCS (2) Self (2) School (2)
Washington	4	DCS (4)
Total	40	

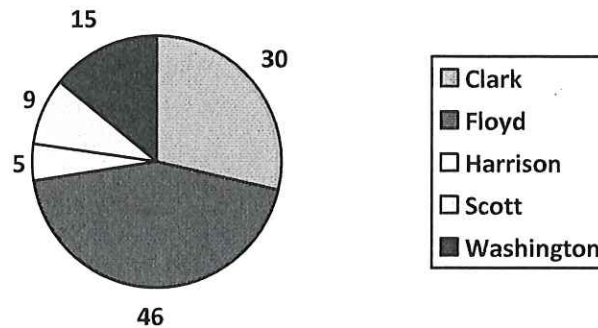
December 2019

County	Referrals	Referral Source
Clark	12	DCS (8) School (4)
Floyd	20	DCS (16) Self (1) School (2) Other (1)
Harrison	2	Self (1) School (1)
Scott	1	School (1)
Washington	2	School (2)
Total	37	

Current Open Referrals


County	Referrals	Percentages (%)	Service Level
Clark	30	29%	HBCW (30)
Floyd	46	43%	HBCW (46)
Harrison	5	5%	HBCW (5)
Scott	9	9%	HBCW (9)
Washington	15	14%	HBCW (15)
Total	105	100%	

Current Open Referrals



Recent Success Story:

This referral was received from Floyd County Schools. The school referred the family for assistance setting routines, schedules and getting to school on time. This family consists of a single father with two elementary age children. Father struggled with morning routines and getting one daughter, who deals with ADHD, to get ready for school on time. IHBS provider watched 1-2-3-Magic with the father and discussed other ways to phrase his requests to the child with ADHD. He immediately attempted the suggested approach and she complied. He has been successful in re-phrasing his approach to get his daughter to cooperate with him ongoing. The father has responded well to Dr. Phelan's approach and insights on child rearing. He has shared with his friends what he has been learning and some have expressed an interest in seeking help through the CP program for disciplining their own children. He reports that his daughter is more cooperative with him during their morning routines and both girls dislike it when he counts "1" and immediately obey him. Services will be closed in January 2020 after the family views and discussed the third installment of 1-2-3 Magic.




Referrals Received 2019-2020

	July	August	September	October	November	December	January	February	March	April	May	June	Total
Clark	16	14	8	13	12	12							75
Floyd	14	28	25	19	18	20							124
Harrison	7	4	2	9	0	2							24
Scott	3	7	7	10	6	1							34
Washington	4	3	5	4	4	2							22
Total:	44	56	47	55	40	37							279

Referrals Received 2019-2020

Referrals Received



- Clark
- Floyd
- Harrison
- Scott
- Washington

Clark

	July	August	September	October	November	December	January	February	March	April	May	June	Total
Bridgepoint Elementary	0	0	0	1	1	1							3
Charlestown Middle School	0	0	0	0	0	1							1
Choices Life Resource Center	0	1	0	0	0	0							1
Community Montessori	0	1	0	0	2	1							4
DCS	8	6	5	6	5	8							38
ECT Associates and Counseling	1	0	0	0	0	0							1
Floyd County Schools	0	0	0	1	0	0							1
Head Start	0	4	0	0	0	0							4
John Jennings Elementary	0	0	1	0	0	0							1
Juvenile Probation Department	0	1	0	0	1	0							2
Life Spring	0	1	0	0	0	0							1
North Haven Elementary	0	0	0	0	0	1							1

Parkview Middle School	0	0	0	1	0	0														1
Parkwood Elementary School	0	0	0	0	1	0														1
River Valley Resources	0	0	0	1	0	0														1
Riverside Elementary	0	0	0	1	0	0														1
Self	6	0	0	0	1	0														7
Silver Creek Primary School	1	0	1	2	1	0														5
Wilson Elementary	0	0	1	0	0	0														1
Total	16	14	8	13	12	12														75

Source of self-referrals:

	July	August	September	October	November	December	January	February	March	April	May	June	Total
DCS	1	0	0	0	1	0							2
New Hope	4	0	0	0	0	0							4
Previous Client	1	0	0	0	0	0							1
Total	6	0	0	0	1	0							7

Floyd

	July	August	September	October	November	December	January	February	March	April	May	June	Total
Centerstone	0	0	0	1	0	0							1
Community Montessori	0	0	1	0	1	0							2
DCS	10	19	14	13	14	16							86
Fairmont Elementary	0	0	1	0	0	0							1
Georgetown Elementary	0	0	2	0	0	0							2
Green Valley Elementary School	0	1	0	0	0	1							2
Life Spring	0	1	0	0	0	1							2
Mt. Table Elementary	1	3	0	0	0	0							4
New Albany Floyd County Schools	0	4	4	4	1	1							14
New Albany High School	0	0	1	0	2	0							3
Self	3	0	2	1	0	1							7
Total	14	28	25	19	18	20							124

Source of self-referrals:

	July	August	September	October	November	December	January	February	March	April	May	June	Total
DCS	2	0	2	0	0	0							4
Family/Friend	0	0	0	0	0	1							1
Floyd Co Schools	0	0	0	1	0	0							1
HUD Housing	1	0	0	0	0	0							1
Total	3	0	2	1	0	1							7

Harrison

	July	August	September	October	November	December	January	February	March	April	May	June	Total
Corydon Elementary	0	0	0	3	0	0							3
DCS	5	3	2	5	0	0							15
Department of Family and Children Services	0	0	0	1	0	0							1
Georgetown Elementary	0	0	0	0	0	1							1
North Harrison Middle School	0	1	0	0	0	0							1
Self	2	0	0	0	0	1							3
Total	7	4	2	9	0	2							24

Sources of self-referrals:

	July	August	September	October	November	December	January	February	March	April	May	June	Total
Family/Friend	1	0	0	0	0	1							2
Previous Client	1	0	0	0	0	0							1
Total	2	0	0	0	0	1							3

Scott

	July	August	September	October	November	December	January	February	March	April	May	June	Total
Austin Elementary School	0	1	0	0	0	0							1
Childrens Bureau	0	0	0	1	0	0							1
DCS	2	3	2	6	2	0							15
Johnson Elementary	0	0	2	0	1	1							4
Lexington Elementary	0	1	0	0	0	0							1
Salem Community School	0	1	0	0	0	0							1
Self	1	0	1	3	2	0							7
Scott County Schools	0	0	1	0	0	0							1
Silver Creek Middle School	0	0	0	0	1	0							1
TANF Office	0	1	0	0	0	0							1
Vienna Finley Elementary	0	0	1	0	0	0							1
Total	3	7	7	10	6	1							34

Sources of self-referrals:

	July	August	September	October	November	December	January	February	March	April	May	June	Total
Family/Friend	0	0	1	0	0	0							1
First Baptist Church of Scottsburg	0	0	0	3	0	0							3
Healthy Families	1	0	0	0	0	0							1
Internet Search	0	0	0	0	1	0							1
Previous Client	0	0	0	0	1	0							1
Total	1	0	1	3	2	0							7

Washington

	July	August	September	October	November	December	January	February	March	April	May	June	Total
Bradie Shrum Elementary	0	0	0	1	0	1							2
Choices Life Resource Center	0	0	1	0	0	0							1
DCS	4	2	3	0	4	0							13
East Washington School	0	0	0	0	0	1							1
Manage Health Services	0	0	1	0	0	0							1
Self	0	1	0	2	0	0							3
Southern Hills Mennonite School	0	0	0	1	0	0							1
Total	4	3	5	4	4	2							22

Sources of self-referrals:

	July	August	September	October	November	December	January	February	March	April	May	June	Total
Family/Friend	0	0	0	1	0	0							1
IHBS staff	0	1	0	0	0	0							1
New Hope	0	0	0	1	0	0							1
Total	0	1	0	2	0	0							3

Ireland Home Based Services, LLC
 Community Partners for Child Safety - Region 18

Total Budget: \$579,115.63

Month	Service Delivery	Flex Funds	Total	Budget Remaining	% of budget used	Target %
July '19	\$36,238.97	\$304.28	\$36,543.25		6.3%	8%
August '19	\$54,834.94	\$253.52	\$55,088.46		15.2%	17%
September '19	\$54,886.89	\$228.80	\$55,115.69		25.3%	25%
October '19	\$48,608.12	\$336.42	\$48,944.54		33.7%	33%
November '19	\$40,857.74	\$406.84	\$41,264.58		41.0%	42%
December '19				\$48,879.87		50%
January '20						58%
February '20						66%
March '20						74%
April '20						83%
May '20						91%
June '20						100%
TOTAL	\$235,426.66	\$1,529.86	\$236,956.52	\$342,159.11		

Budget is updated 11/30/19. Shaded numbers are estimated.

Summary of Service Delivery by County

Month	Clark	Floyd	Harrison	Scott	Washington	Total
July	\$12,957.00	\$7,309.80	\$4,202.18	\$6,302.36	\$5,467.63	\$36,238.97
August	\$24,812.56	\$16,011.00	\$4,659.80	\$5,380.32	\$3,971.26	\$54,834.94
September	\$12,373.66	\$26,674.16	\$4,769.36	\$5,784.31	\$5,285.40	\$54,886.89
October	\$10,563.04	\$22,991.79	\$3,792.98	\$4,991.01	\$6,269.30	\$48,608.12
November	\$9,050.55	\$18,106.43	\$2,520.88	\$6,635.45	\$4,544.43	\$40,857.74
December						
January						
February						
March						
April						
May						
June						
TOTAL	\$69,756.81	\$91,093.18	\$19,945.20	\$29,093.45	\$25,538.02	\$235,426.66

Summary of Flex Funds by County

Month	Clark	Floyd	Harrison	Scott	Washington	Total
July	\$0.00	\$0.00	\$304.28	\$0.00	\$0.00	\$304.28
August	\$253.52	\$0.00	\$0.00	\$0.00	\$0.00	\$253.52
September	\$0.00	\$228.80	\$0.00	\$0.00	\$0.00	\$228.80
October	\$234.30	\$102.12	\$0.00	\$0.00	\$0.00	\$336.42
November	\$31.84	\$175.00	\$0.00	\$0.00	\$200.00	\$406.84
December						
January						
February						
March						
April						
May						
June						
TOTAL	\$519.66	\$505.92	\$304.28	\$0.00	\$200.00	\$1,529.86



Wouldn't it be great if kids came with instructions?

Raising children is not easy. At times, it can be downright frustrating. But it's also the most important thing you'll ever do! That's why Home of the Innocents offers **P.A.S.S. (Parents Acquiring Skills & Strength)**, a **FREE** parenting class to help you raise healthy, happy children. **Classes are open to everyone.**

In this class you'll learn to create a home where:

- family members communicate better
- everyone finds ways to solve problems without yelling or hitting
- you and your children will be more aware of your strengths and weaknesses
- the whole family learns to have fun together

Plan to attend this class if you:

- want to learn new parenting skills
- have had any contact with Child Protective Services
- are having trouble within your home and are at risk of having your children removed



Class Schedule

Monday 6:00 - 8:30 p.m.
Wednesday, 5:30 - 8:00 p.m.

P.A.S.S. Classes on Monday nights are for parents of school-aged children, and Wednesday nights for parents with infants, toddlers, or preschoolers.

Classes are at Home of the Innocents
Indiana location.

Cardinal Ritter House
1218 East Oak Street
New Albany, IN 47150

**To sign up for this free class,
call 502.596.1303.**



1100 East Market Street
Louisville, KY 40206
Direct 502.596.1306
Fax 502.596.1400

KAREN FELDMANIS

Parent and Staff Educator
Coordinator of Parents Acquiring Skills and Strengths
Childkind Center
kfeldmanis@homeoftheinnocents.org

www.homeoftheinnocents.org



This program is funded by the Indiana
Department of Child Services.