



Regional Service Council Minutes Region # 18

Meeting Date: 04/21/2023

Meeting Location: Microsoft Teams

Council Members Present

Myra Albertson, Washington County Probation
Rachel Ballard-Mil, Harrison County FCM (DCS)
Mark Barry, Washington Co Director (DCS)
Caitlin Busick, Clark Co Director (DCS)
Brad Fortner, Regional Manager/ Council Chair (DCS)
Tawana Jackson, Harrison Co Director (DCS)
Judge Vicki Carmichael/Paul Lenfert, Proxy for Clark Co. Judge

Council Members Absent

Rick Hurst, Clark Co Supervisor
Kelly Shelhamer, Scott County CASA

Others in attendance

Sarah Ash, Childplace
Alicia Barnickle, Rauch, Inc
Debbie Dailey, Regional Finance Manager (DCS)
Shannon J. Emmett, Recording Secretary (DCS)
Karen Feldmanis, Home of The Innocents
Timon Givan-Coots, National Youth Advocate Program
Kristi Glotzbach, The Family Ark
Kati Guernsey, Centerstone
Angela Hood, George Junior Republic
Melani Kerr, Harrison Juvenile Probation
Jerry Leonard, Youth Link Southern Indiana
Dana Lemon, Associates in Counseling
Amber Millay, Centerstone
Jason Nelson, Regional Services Coordinator (DCS)
Milena Olivas, Family Time

Ashley Pike, Valle Vista Health System
Amy Rutherford, Scott Co Director (DCS)
Paris Scott, Ireland Home Based Services-Community Partners
Stephanie Severn, Centerstone
Karen Sommer, Ireland Home Based Services-Community Partners
Danielle Stansfield, Ireland Home Based Services-Community Partners
Liz Stauth, Anthem
Gunnar Styles, Youth Villages
John Taylor, Family & Children's Place
Theresa Thompson, Family & Children's Place
Dedra Watkins, Youth Villages
Susan Weddle, Lifeline Youth
Gloria Whitcraft, SAFY of Indiana

Meeting Minutes

Meeting Called to Order by Brad Fortner, Regional Manager.

- I. **Welcome, Introduction and Approval of Minutes** Brad Fortner, Regional Manager, welcomed everyone to the meeting and introduced the council members. Mark Barry made a motion, seconded by Paul Lenfert to approve the minutes as read from the January 2023 meeting. All were in favor, motion carried.
- II. **Budget Report** Debbie Dailey, Regional Finance Manager, gave an update on the SFY 23 budget through March 2023. The target was 76% and the region came in at 74%. The average number of children served was 869 versus 991 children this time last year, showing a 12% decrease. However, expenditures have only decreased .16%. Based on our current spend the region is projected to spend 98% of our budget, which will still be under target. We were serving 926 children at the beginning of July 2022 and by the end of March we were only serving 853 - an 8% decrease. As the number of children has been decreasing, we've also seen a shift in how we are serving those children. Between July 2022 to March 2023, we've had a 3% decrease in Informal Adjustments and In Home CHINS. If you add in relative placements (most family like setting) all three placement types total around 63%. Regarding Out of Home placements, we've seen an increase in relative from 42% to 44%. Foster care placements have decreased from 49% to 46%. Residential placements have increased from 6% to 9%. The increase in residential placements is being seen across all regions. Despite the increase in residential there has been a decrease foster care, LCPA and out of home community-based services, so overall it is only a 1% increase compared to what was spent this time last year.

Programs and Services Jason Nelson, Regional Services Coordinator, plans to send a meeting invite out to community-based service providers to hopefully meet in early June 2023. He was able to meet last year with Family Preservation providers and this year would like to bring everyone together. He'd like to discuss services within the region, where we might see areas of need, and discuss monthly report/referrals. David Reid plans to discuss reports in more detail on the Family Preservation call this afternoon. If providers have an existing contract and are interested in adding more services Jason can discuss this process with them. If you are not a contracted provider, he can still discuss creating a contract if there is an existing need in the region - more demand than supply etc. Jason heard from providers, as well as FCMS, that there is interest in holding another provider fair. The last one was in early 2020 or late 2019 before the pandemic. The rate changes from the Milliman Group study are expected to get legislative approval soon. Jason doesn't foresee many changes other than the recommended rate increases and it looks to be a positive change for partner agencies. He anticipates rate changes to take effect on or after July 1st.

- III. **Community Partners** Danielle Stansfield, Ireland Home Based Services (IHBS) presented the community partners report (see attached). Reports included: breakdown of the number of referrals for each county referral source and service type, and a finance report on expenditures. Danielle shared their target spend through February 2023 was 66% and they've used 74% of their budget. They will be reviewing cases internally to get families connected to supports and resources as quickly as possible. Any families requiring more direct services will stay open a little bit longer. Cases that have been connected to resources and have no safety concerns will be closing out. If there are additional changes needed Danielle will communicate those to the council, but she doesn't expect that to happen this fiscal year. There were 485 referrals received through March 2023: 213 for Clark, 171 Floyd, 17 Harrison, 49 Scott, and 35 for Washington. Currently have 50 open referrals: 20 in Clark 20 Floyd, 2 Harrison, 5 Scott, and 3 for Washington.


Paris Scott shared a community partner's success story with those present.

The following community partner gave a presentation to the council regarding their programs and services: Theresa Thompson with Family & Children's Place

Meeting Minutes

- IV. Other Business** Service Providers introduced themselves and gave updates on their programs.
- VII. Adjourn** Mark Barry made a motion to adjourn, seconded by Tawana Jackson, all were in favor and meeting was adjourned at 10:57 a.m.

Shannon J Emmett, Recording Secretary



Ireland Home Based Services
Community Partner for Child Safety
April 1, 2023

As of April 1, 2023, a total of 170 referrals had been received since January 1, 2023. A home-based caseworker (HBCW) was assigned to 170 cases, a home-based therapist (HBT) was assigned to 0 cases.

There are 50 levels currently being serviced through Community Partners for Child Safety to assist 50 families.

Region 18 received a total of 48 referrals during the month of January. Of these referrals, 21 cases came from Clark County, 16 from Floyd County, 2 from Harrison County, 6 from Scott County, and 3 from Washington County.

Region 18 received a total of 63 referrals during the month of February. Of these referrals, 26 cases came from Clark County, 21 from Floyd County, 3 from Harrison County, 6 from Scott County, and 7 from Washington County.

Region 18 received a total of 59 referrals during the month of March. Of these referrals, 28 cases came from Clark County, 17 from Floyd County, 1 from Harrison County, 8 from Scott County, and 5 from Washington County.

January 2023

County	Referrals	Referral Source
Clark	21	DCS (12) Other (5) Self (4)
Floyd	16	DCS (8) Other (1) School (5) Self (2)
Harrison	2	DCS (1) School (1)
Scott	6	DCS (5) Other (1)
Washington	3	DCS (1) Other (1) Self (1)
Total	48	

February 2023

County	Referrals	Referral Source
Clark	26	DCS (14) Other (2) School (9) Self (1)
Floyd	21	DCS (11) School (7) Self (3)
Harrison	3	DCS (3)
Scott	6	DCS (5) School (1)
Washington	7	School (6) Self (1)
Total	63	

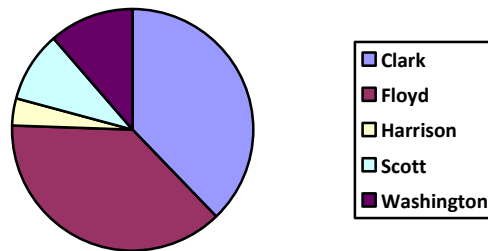
March 2023

County	Referrals	Referral Source
Clark	28	DCS (19) Other (1) School (3) Self (5)
Floyd	17	DCS (11) Other (3) School (1) Self (2)
Harrison	1	Self (1)
Scott	8	DCS (5) Other (1) School (1) Self (1)
Washington	5	DCS (3) School (2)
Total	59	

Current Open Referrals

County	Referrals	Percentages (%)	Service Level
Clark	20	42%	HBCW (20)
Floyd	20	42%	HBCW (20)
Harrison	2	1%	HBCW (2)
Scott	5	13%	HBCW (5)
Washington	3	2%	HBCW (3)
Total	50	100%	

Current Open Referrals



Success Story

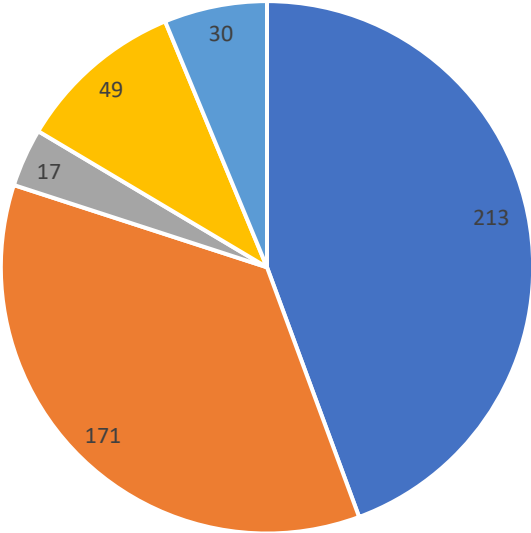
Father was referred to IHBS from Floyd County DCS. He and his daughter were homeless and staying with a friend in Elizabeth Ky, almost an hour from dad's work and school for his daughter. Dad was also in jeopardy of losing his job since they were homeless and losing the before school care for his daughter. This was causing him to be almost an hour late to work daily. Dad and I were able to meet while his daughter attended school, and secure a room at Macy house in Corydon for them both. They were able to move in that day and get on the list for a 2-bedroom apartment. We were able to connect the father with the Boys and Girls club of Harrison County and secured a spot for his daughter in the spring break camp and the before school program for his daughter. With help from the North Harrison middle school principal, transportation was arranged for her from before school care to the middle school. Father is able to drop off her off before he is scheduled to be at work, which in turn secured his employment and his daughter making it to school on time. Lastly, we connected the father with resources for an electric bill which is in collection that needs to be paid off before their apartment becomes available. Father is also following a budget to make payments on the bill himself. This father and daughter are doing great at the Macy house and are on the path to finding housing of their own.



Referrals Received 2022-2023

	July	August	September	October	November	December	January	February	March	April	May	June	Total
Clark	25	19	29	19	25	21	21	26	28				213
Floyd	19	23	20	18	16	21	16	21	17				171
Harrison	5	1	3	0	1	1	2	3	1				17
Scott	4	5	6	5	4	5	6	6	8				49
Washington	2	6	5	3	3	1	3	7	5				35
Total:	55	54	63	45	49	49	48	63	59				485
Fiscal Year 2019-2020	44	56	47	55	40	37	35	52	52	33	41	33	525
Fiscal Year 2020-2021	39	39	43	59	49	41	38	73	57	47	52	47	584
Fiscal Year 2022-2023	32	36	49	43	58	41	43	36	69	62	59	44	573

Referrals Received



■ Clark ■ Floyd ■ Harrison ■ Scott ■ Washington

Clark

	July	August	September	October	November	December	January	February	March	April	May	June	Total
Centerstone School Board	0	0	1	0	0	0	0	0	1				2
Child's Place	0	0	0	0	0	0	0	1	0				1
Clark Memorial Hospital	0	0	0	1	0	0	0	0	0				1
Community Montessori	0	0	0	0	1	0	0	2	1				4
DCS	21	9	19	12	15	12	12	14	19				133
Franklin Elementary	0	0	0	0	0	0	0	0	1				1
Greater Clark Co Schools	0	1	1	0	0	0	0	3	1				6
Homeless Coalition of Southern Indiana	0	0	0	0	1	0	0	0	0				1
First Steps	1	0	0	0	0	0	0	0	0				1
Juvenile Probation	0	0	0	0	1	2	2	1	0				6
Life Spring	1	1	0	1	0	0	1	0	0				4
New Albany Floyd County School Corporation	0	0	0	1	1	0	0	0	0				2
Northaven Elementary	0	0	0	0	1	0	0	2	0				3

Norton Health Care	0	0	1	2	0	1	0	0	0				4
Nurse Family Partnership	1	0	0	0	0	0	0	0	0				1
River Valley Middle School	0	0	1	0	2	0	1	0	0				4
Self-referrals	1	8	2	2	0	6	4	1	5				29
Silver Creek Elementary	0	0	3	0	2	0	0	0	0				5
Silver Creek Primary School	0	0	0	0	0	0	0	1	0				1
Utica Elementary School	0	0	0	0	0	0	0	1	0				1
Wellstone Regional Hospital	0	0	1	0	1	0	0	0	0				2
Total	25	19	29	19	25	21	21	26	28				213

Sources of self-referrals:

	July	August	September	October	November	December	January	February	March	April	May	June	Total
211	0	0	0	1	0	1	0	0	0				2
Centerstone	0	0	1	0	0	0	0	0	0				1
DCS	1	1	1	0	0	1	0	0	1				5
Family/Friend	0	1	0	0	0	1	2	0	1				5
Head Start	0	1	0	0	0	0	0	0	0				1
Healthy Families Program	0	0	0	0	0	1	0	0	0				1
IHBS Staff	0	1	0	0	0	0	0	0	0				1
Previous Client	0	3	0	1	0	2	1	1	3				11
Unknown	0	1	0	0	0	0	1	0	0				2
Total	1	8	2	2	0	6	4	1	5				29

Floyd

	July	August	September	October	November	December	January	February	March	April	May	June	Total
Associates in Counseling	0	0	0	0	1	0	0	0	0				1
Building Blocks	0	1	0	0	0	0	0	0	0				1
CASA	0	0	0	0	0	0	0	0	1				1
Clark Memorial Hospital	0	0	1	0	0	0	0	0	0				1
Community Montessori	0	1	0	1	0	0	0	0	0				2
DCS	14	12	13	10	9	10	8	11	11				98
Fairmont Elementary	0	0	0	1	0	0	0	0	1				2
Family and Children's Place	1	1	0	0	0	0	0	0	1				3
Floyd Central High School	0	0	0	0	0	0	0	1	0				1
Head Start	0	0	0	0	2	0	0	0	0				2
Homeless Coalition of Southern Indiana	0	0	2	0	0	0	0	0	0				2
Highland Hills Middle	0	0	2	0	1	1	0	0	0				4
Life Spring	0	0	0	0	0	0	1	0	0				1
Mt. Tabor Elementary	0	0	0	0	0	2	0	2	0				4

Middletown Elementary	0	0	0	1	0	0	0	0	0				1
New Albany High School	0	0	0	0	0	0	2	0	0				2
New Albany Middle School	0	0	0	0	0	0	1	0	0				1
NAFCS	1	4	0	0	1	5	2	4	0				17
Self	3	3	2	5	1	3	2	3	2				24
Wellstone Regional Hospital	0	0	0	0	0	0	0	0	1				1
Women and Family of Southern Indiana	0	1	0	0	0	0	0	0	0				1
Total	19	23	20	18	16	21	16	21	17				171

Sources of self-referrals:

	July	August	September	October	November	December	January	February	March	April	May	June	Total
211	0	0	0	0	1	0	0	1	0				2
Baptist Health Floyd	0	0	0	0	0	0	1	0	0				1
DCS	2	0	0	2	0	1	0	0	0				5
Family/Friend	0	0	0	1	0	2	0	0	1				4
Head Start	0	1	0	0	0	0	0	0	0				1
Ivy Tech Cares	0	1	0	0	0	0	0	0	0				1
Previous Client	1	1	2	1	0	0	1	2	1				9
School Counselor – Unknown School	0	0	0	1	0	0	0	0	0				1
Total	3	3	2	5	1	3	2	3	2				24

Harrison

	July	August	September	October	November	December	January	February	March	April	May	June	Total
DCS	3	0	2	0	0	1	1	3	0				10
East Washington Schools	0	0	0	0	0	0	1	0	0				1
Kids First Pediatrics	0	0	1	0	0	0	0	0	0				1
Homeless Coalition of Southern Indiana	0	1	0	0	0	0	0	0	0				1
Self	2	0	0	0	0	0	0	0	1				3
Wellness IOP	0	0	0	0	1	0	0	0	0				1
Total	5	1	3	0	1	1	2	3	1				17

Sources of self-referrals:

	July	August	September	October	November	December	January	February	March	April	May	June	Total
Family/Friend	1	0	0	0	0	0	0	0	1				2
Juvenile Probation	1	0	0	0	0	0	0	0	0				1
Total	2	0	0	0	0	0	0	0	1				3

Scott

	July	August	September	October	November	December	January	February	March	April	May	June	Total
Brown Elementary	0	0	0	0	1	0	0	0	0				1
DCS	4	4	2	5	3	4	5	5	5				37
Homeless Coalition of Southern Indiana	0	0	0	0	0	0	1	0	0				1
Johnson Elementary	0	1	1	0	0	0	0	0	1				3
Schmeck Medical Center	0	0	0	0	0	0	0	0	1				1
Scottsburg Elementary	0	0	0	0	0	0	0	1	0				1
Self	0	0	3	0	0	1	0	0	1				5
Total	4	5	6	5	4	5	6	6	8				49

Sources of self-referrals:

	July	August	September	October	November	December	January	February	March	April	May	June	Total
Family/Friend	0	0	0	0	0	1	0	0	0				1
First Baptist Church	0	0	1	0	0	0	0	0	1				2
Previous Client	0	0	1	0	0	0	0	0	0				1
WIC	0	0	1	0	0	0	0	0	0				1
Total	0	0	3	0	0	1	0	0	1				5

Washington

	July	August	September	October	November	December	January	February	March	April	May	June	Total
Bradie Shrum Elementary	0	0	1	0	1	1	0	1	1				5
DCS	2	2	3	1	0	0	1	0	3				12
East Washington Elementary	0	1	0	1	1	0	0	1	0				4
Indiana Digital Learning School	0	0	0	0	0	0	0	1	0				1
IU Health	0	0	0	0	1	0	0	0	0				1
Landlord	0	1	0	0	0	0	0	0	0				1
Salem Middle	0	0	1	0	0	0	0	3	1				5
Self	0	2	0	1	0	0	1	1	0				5
Still Water Counseling	0	0	0	0	0	0	1	0	0				1
Total	2	6	5	3	3	1	3	7	5				35

Sources of self-referrals:

	July	August	September	October	November	December	January	February	March	April	May	June	Total
DCS	0	0	0	0	0	0	1	0	0				1
Family/Friend	0	1	0	0	0	0	0	0	0				1
Outside The Walls	0	0	0	1	0	0	0	0	0				1
Previous Client	0	1	0	0	0	0	0	1	0				2
Total	0	2	0	1	0	0	1	1	0				5

Ireland Home Based Services, LLC
Community Partners for Child Safety - Region 18
Total Budget: \$641,124.77

Month	Service Delivery	Flex Funds	Total	Budget Remaining	% of budget used	Target %
July '22	\$70,151.57	\$187.58	\$70,339.15	\$47,344.14	8%	8%
August '22	\$54,558.49	\$0.00	\$54,558.49	\$46,622.71	21%	17%
September '22	\$52,106.31	\$0.00	\$52,106.31	\$46,023.15	29%	25%
October '22	\$54,392.51	\$763.22	\$55,155.73	\$44,870.63	39%	33%
November '22	\$52,040.72	\$0.00	\$52,040.72	\$43,846.33	48%	42%
December '22	\$71,767.73	\$369.00	\$72,136.73	\$47,667.90	55%	50%
January '23	\$58,318.38	\$0.00	\$58,318.38	\$45,293.85	64%	58%
February '23	\$61,597.42	\$300.50	\$61,897.92	\$41,142.83	74%	66%
March '23						74%
April '23						83%
May '23						91%
June '23						100%
TOTAL	\$474,933.13	\$1,620.30	\$476,553.43	\$306,924.37		

Summary of Service Delivery by County

Month	Clark	Floyd	Harrison	Scott	Washington	Total
July	\$28,460.49	\$21,627.73	\$11,161.11	\$5,955.87	\$2,946.37	\$70,151.57
August	\$21,779.74	\$19,777.46	\$6,143.29	\$1,429.43	\$5,428.57	\$54,558.49
September	\$18,435.21	\$25,255.92	\$2,000.88	\$2,297.90	\$4,116.40	\$52,106.31
October	\$23,551.96	\$22,953.64	\$788.69	\$2,328.00	\$4,770.22	\$54,392.51
November	\$27,373.12	\$19,463.23	\$171.73	\$1,608.06	\$3,424.28	\$52,040.72
December	\$32,044.29	\$32,417.48	\$1,471.24	\$2,519.05	\$3,315.67	\$71,767.73
January	\$27,771.21	\$23,519.80	\$828.12	\$2,781.79	\$3,417.46	\$58,318.38
February	\$29,289.57	\$24,478.81	\$1,798.64	\$344.96	\$5,685.44	\$61,597.42
March						
April						
May						
June						
TOTAL	\$208,705.59	\$189,494.07	\$24,363.70	\$19,265.06	\$33,104.41	\$474,933.13

Summary of Flex Funds by County

Month	Clark	Floyd	Harrison	Scott	Washington	Total
July	\$0.00	\$0.00	\$0.00	\$181.88	\$5.70	\$187.58
August	\$0.00	\$0.00	\$0.00	\$0.00	\$0.00	\$0.00
September	\$0.00	\$0.00	\$0.00	\$0.00	\$0.00	\$0.00
October	\$0.00	\$313.22	\$0.00	\$0.00	\$450.00	\$763.22
November	\$0.00	\$0.00	\$0.00	\$0.00	\$0.00	\$0.00
December	\$0.00	\$369.00	\$0.00	\$0.00	\$0.00	\$369.00
January	\$0.00	\$0.00	\$0.00	\$0.00	\$0.00	\$0.00
February	\$0.00	\$300.50	\$0.00	\$0.00	\$0.00	\$300.50
March						
April						
May						
June						
TOTAL	\$0.00	\$982.72	\$0.00	\$181.88	\$455.70	\$1,620.30