



Regional Service Council Minutes Region # 18

Meeting Date: 10/16/2020

Meeting Location: Virtual, Microsoft Teams

Council Members Present

Myra Albertson, Washington County Probation
Mark Barry, Washington Co Dir
Kayla Bastin, Floyd County FCMS
Shay Grahn, Clark County CASA
Tawana Jackson, Harrison County Director
Nancy Lambring, Region 18 Manager
Amy Rutherford, Scott County Director
Michelle Voyles, Floyd County Foster Parent

Council Members Absent

Carmen Fowler, Floyd County Foster Parent
Judge Vicki Carmichael, Clark Co Judge


Others in attendance

Jennifer Barrett, Floyd County Director (DCS)
Debbie Dailey, Regional Finance Manager (DCS)
Teri Lyles, Recording Secretary (DCS)
Andrea Nay, Regional Peer Coach Consultant (DCS)
Jason Nelson, Regional Services Coordinator (DCS)
Natalie Kassebrock, Ireland Home Based Services-Community Partners
Paris Scott, Ireland Home Based Services-Community Partners
Laura Fleming-Balmer, Clark County Youth Services
Megan Stafford, Youth Villages
Valerie Blakemore, Youth Villages
Lisa Jacobs, Community Care Resources
Kathy Seymour, Abbott
Kristi Glotzbach, Family Ark
Amanda Green, Lifespring
Ann Carruthers, Systems of Care
Tabitha Underwood, Communities in Schools
Niquita Albright, Lifeline
John Taylor, Family and Children's Place
Timon Givan-Coots, NYAP

Meeting Minutes

Meeting Called to Order by Nancy Lambring, Region 18 Manager

- I. **Welcome, Introduction and Approval of Minutes** Nancy Lambring welcomed everyone to the meeting and each of the council members present introduced themselves.
Mark Barry made a motion, seconded by Amy Rutherford to approve the minutes from the July 17, 2020 meeting. All were in favor, motion carried.
- II. **Budget Report** Debbie Dailey presented her report. She noted that last September we were serving 1,101 children and this past September we were serving 1078 children. The number of children has decreased, the number of children in foster care has increased by 3.5% and the number of children in residential has increased from 57 last September to 67 currently. Three out of the five counties are at or under their target budgets. Region 18 has approved 57 family preservation referrals from June 1st to October 9th. So far there have been 14 payments processed on 14 referrals that claims have been submitted. At the end of September the region had 83 IA's open, with the 57 referrals that leaves 26 that are receiving traditional services.
- III. **Community Partners** Natalie Kassenbrock, Ireland Home Based Services presented the community partners report through the end of September. Their target budget should be at 17%, however they are running over target at 21%. Reports included: breakdown of the number of referrals for each county referral source and service type along with a recent success story and a finance report on expenditures. (see attached documents) Natalie will send out the information regarding the parent café's that they are conducting via Zoom.
 - There were no community partners to present at today's meeting.
- IV. **Programs and Services** Jason Nelson, Services Coordinator expressed his gratitude on behalf of central office staff for the hard work that our community partners are doing to keep kids safe in what has been difficult times. He expects to see a continued increase in referrals for family preservation services and thanked the providers who are providing these services. He encouraged the providers to keep an eye on the DCS website for next year's RFP. He asked for the community partners to send him feedback on supports or resources that his team can make available to his agency, so that you can feel or be better prepared for when an audit does come up.
- V. **Other Business** Service providers who were present introduced themselves and some gave reports on their programs.
- VI. **Adjourn** Mark Barry made a motion to adjourn, seconded by Tawana Jackson all were in favor meeting was adjourned at 10:32 a.m.



**Ireland Home Based Services
Community Partner for Child Safety
October 1, 2020**

As of October 1, 2020, a total of 121 referrals had been received since July 1, 2020. A home-based caseworker (HBCW) was assigned to 121 cases, a home-based therapist (HBT) was assigned to 2 cases.

There are 86 levels currently being serviced through Community Partners for Child Safety to assist 84 families.

Region 18 received a total of 39 referrals during the month of July. Of these referrals, 12 cases came from Clark County, 17 from Floyd County, 6 from Harrison County, 2 from Scott County, and 2 from Washington County.

Region 18 received a total of 39 referrals during the month of August. Of these referrals, 12 cases came from Clark County, 18 from Floyd County, 2 from Harrison County, 2 from Scott County, and 5 from Washington County.

Region 18 received a total of 43 referrals during the month of September. Of these referrals, 13 cases came from Clark County, 18 from Floyd County, 2 from Harrison County, 3 from Scott County, and 7 from Washington County.

July 2020

County	Referrals	Referral Source
Clark	12	DCS (6) Other (3) Self (3)
Floyd	17	DCS (15) Self (2)
Harrison	6	DCS (5) Self (1)
Scott	2	DCS (2)
Washington	2	DCS (1) Other (1)
Total	39	

August 2020

County	Referrals	Referral Source
Clark	12	DCS (8) Self (2) Other (2)
Floyd	18	DCS (13) Self (2) School (3)
Harrison	2	DCS (1) Self (1)
Scott	2	DCS (1) Self (1)
Washington	5	DCS (2) Self (2) School (1)
Total	39	

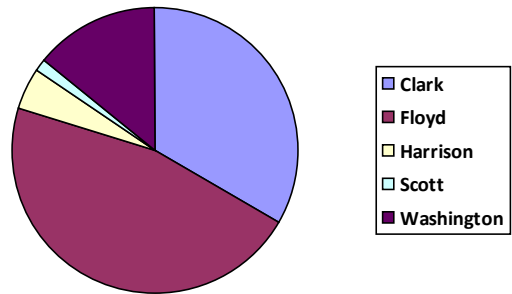
September 2020

County	Referrals	Referral Source
Clark	13	DCS (9) Self (4)
Floyd	18	DCS (15) Other (1) Self (2)
Harrison	2	Other (1) Self (1)
Scott	3	DCS (1) Other (1) Self (1)
Washington	7	DCS (2) Self (2) School (3)
Total	43	

Current Open Referrals

County	Referrals	Percentages (%)	Service Level
Clark	28	34%	HBCW (27) HBT (2)
Floyd	39	47%	HBCW (39) HBT (1)
Harrison	4	4%	HBCW (4)
Scott	1	1%	HBCW (1)
Washington	12	14%	HBCW (12)
Total	84	100%	

Current Open Referrals



Ireland Home Based Services, LLC
Community Partners for Child Safety - Region 18
Total Budget: \$579,115.63

Month	Service Delivery	Flex Funds	Total	Budget Remaining	% of budget used	Target %
July '19	\$ 92,416.03	\$ 877.90	\$ 93,293.93		19%	8%
August '19	\$ 65,437.27	0	\$65,437.27	\$44,165.60	27%	17%
September '19				\$42,126.23		25%
October '19						33%
November '19						42%
December '19						50%
January '20						58%
February '20						66%
March '20						74%
April '20						83%
May '20						91%
June '20						100%
TOTAL	\$ 157,853.30	\$877.90	\$158,731.20	\$420,384.43		

Summary of Service Delivery by County

Month	Clark	Floyd	Harrison	Scott	Washington	Total
July	\$32,391.82	\$31,310.55	\$12,078.78	\$5,350.89	\$11,283.99	\$92,416.03
August	\$31,285.56	\$20,056.52	\$3,049.38	\$1,707.91	\$9,337.90	\$65,437.27
September						
October						
November						
December						
January						
February						
March						
April						
May						
June						
TOTAL	\$63,677.38	\$51,367.07	\$15,128.16	\$7,058.80	\$20,621.89	\$157,853.30

Summary of Flex Funds by County

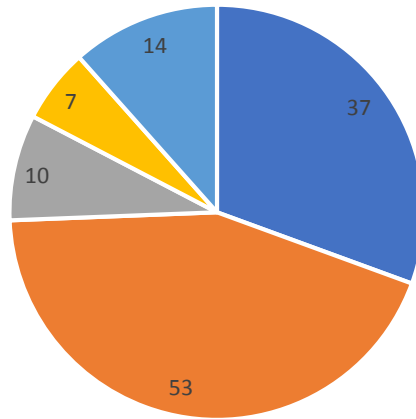
Month	Clark	Floyd	Harrison	Scott	Washington	Total
July	\$614.46	0	0	0	\$263.44	\$877.90
August	0	0	0	0	0	0
September						
October						
November						
December						
January						
February						
March						
April						
May						
June						
TOTAL	\$614.46	0	0	0	\$263.44	\$877.90



Referrals Received 2020-2021

	July	August	September	October	November	December	January	February	March	April	May	June	Total
Clark	12	12	13										37
Floyd	17	18	18										53
Harrison	6	2	2										10
Scott	2	2	3										7
Washington	2	5	7										14
Total:	39	39	43										121
Fiscal Year 2019-2020	44	56	47	55	40	37	35	52	52	33	41	33	525

Referrals Received



■ Clark ■ Floyd ■ Harrison ■ Scott ■ Washington

Clark

	July	August	September	October	November	December	January	February	March	April	May	June	Total
Aunt January's child care	1	0	0										1
Clark Memorial Health	1	0	0										1
CHOICES	0	1	0										1
DCS	6	8	9										23
Family and Childs Place	1	0	0										1
First Steps	0	1	0										1
Self	3	2	4										9
Total	12	12	13										37

Sources of self-referrals:

	July	August	September	October	November	December	January	February	March	April	May	June	Total
All in Pediatrics	0	1	0										1
DCS	0	0	1										1
Family/Friend	1	0	1										2
IHBS employee	1	0	0										1
New Hope Ministries	0	0	1										1
Outreach Ministries	1	0	0										1
Previous Client	0	1	0										1
Wellstone	0	0	1										1
Total	3	2	4										9

Floyd

	July	August	September	October	November	December	January	February	March	April	May	June	Total
Community Montessori	0	1	0										1
DCS	15	13	15										43
First Steps	0	0	1										1
New Albany High School	0	1	0										1
New Albany Floyd Co Schools	0	1	0										1
Self	2	2	2										6
Total	17	18	18										53

Sources of self-referrals:

	July	August	September	October	November	December	January	February	March	April	May	June	Total
DCS	1	0	1										2
Family/Friend	1	0	0										1
Nurse Family Partnership	0	1	0										1
Previous Client	0	1	1										2
Total	2	2	2										6

Harrison

	July	August	September	October	November	December	January	February	March	April	May	June	Total
DCS	5	1	0										6
Probation Department	0	0	1										1
Self	1	1	1										3
Total	6	2	2										10

Sources of self-referrals:

	July	August	September	October	November	December	January	February	March	April	May	June	Total
New Hope Services	1	0	0										1
Previous Client	0	0	1										1
Probation Department	0	1	0										1
Total	1	1	1										3

Scott

	July	August	September	October	November	December	January	February	March	April	May	June	Total
Clark Memorial Hospital	0	0	1										1
DCS	2	1	1										4
Self	0	1	1										2
Total	2	2	3										7

Sources of self-referrals:

	July	August	September	October	November	December	January	February	March	April	May	June	Total
Clark Memorial Hospital	0	0	1										1
Family/Friend	0	1	0										1
Total	0	1	1										2

Washington

	July	August	September	October	November	December	January	February	March	April	May	June	Total
Bradie Shrum Elementary	0	0	2										2
Clark Memorial Hospital	1	0	0										1
DCS	1	2	2										5
East Washington Elementary	0	1	1										2
Self	0	2	2										4
Total	2	5	7										14

Sources of self-referrals:

	July	August	September	October	November	December	January	February	March	April	May	June	Total
DCS	0	1	0										1
East Washington Elementary	0	1	0										1
Previous Client	0	0	2										2
Total	0	2	2										4