

Donations Accepted

- Household items
- Hygiene
- Clothing
- Food
- Monetary

Heart House Inc. operates on gifts and donations from the communities we serve. All gifts are tax deductible and greatly appreciated.

Other ways to Give...



For more information on how you can donate please contact us:

812-926-4890
 hearthouse@seidata.com
 hhcasemanager@seidata.com

Stay Connected



FOLLOW US ON
facebook

Heart House Inc

6815 US 50
 Aurora, In 47001

For more information
 please contact us at

Phone: 812-926-4890
 Fax: 812-926-1550
 Email: hearthouse@seidata.com or
 hhcasemanager@seidata.com



Heart House Inc.

Hope for the Homeless

Services available
 24/7

Our Program...

Heart House Inc. provides a Personal Redevelopment Program that assists its residents in developing the proper life skills needed to promote successful independent living, by implementing the following programs:

Employment

Job Counseling & Skill Assessment

Finance

Budgeting/Money Management

Household Management

Cooking/Nutrition

Counseling

Immediate Needs Assessment

Child Care

Parenting Classes

With these programs Heart House Inc. helps enable individuals, once in crisis, to become contributing members of their communities

Our Mission...

Heart House Inc. is a non-profit organization, who's mission is to minister to homeless persons in crisis in Dearborn County and the surrounding counties of Franklin, Ohio, Switzerland and Ripley.



Our Vision...

Heart House Inc. aspires to lift up the dignity of all persons, to provide temporary housing and help homeless persons re-enter society as productive citizens.



Heart House Inc. is a 72 bed facility. Providing a women's dorm, men's dorm, and six family rooms.

Our Process...

Heart House Inc. Requires the following for placement entry:

- **Background check**
- **Third party statement** (eviction notice, letter from friend or family member, etc.)

Intake can then take place when both forms are available.



Our Expectations...

Those who are able to work must do so within 2 weeks. Individuals are responsible for chores that must be done daily and in a timely fashion. Respect is to be given to those around you.



**Ireland Home Based Services
Community Partner for Child Safety
January 1, 2017**

As of January 1, 2017, a total of 44 referrals had been received since November 1, 2016. A home based caseworker (HBCW) was assigned to 44 cases, a home based therapist (HBT) was assigned to 0 cases. In this past quarter, 88.68% of engaged clients closed successfully with one or more goals completed.

There are 39 levels currently being serviced through Community Partners for Child Safety to assist 39 families.

Region 15 received a total of 22 referrals during the month of November. Of these referrals, 6 cases came from Dearborn County, 3 from Decatur County, 8 from Jefferson County, 2 from Ohio County, 3 from Ripley County, and 0 from Switzerland County.

Region 15 received a total of 22 referrals during the month of December. Of these referrals, 4 cases came from Dearborn County, 2 from Decatur County, 12 from Jefferson County, 1 from Ohio County, 3 from Ripley County, and 0 from Switzerland County.

November 2016

County	Referrals	Referral Source
Dearborn	6	DCS (5) Self (1)
Decatur	3	DCS (2) Self (1)
Jefferson	8	DCS (3) Self (4) Other (1)
Ohio	2	DCS (2)
Ripley	3	DCS (3)
Switzerland	0	
Total	22	

December 2016

County	Referrals	Referral Source
Dearborn	4	DCS (3) Self (1)
Decatur	2	DCS (2)
Jefferson	12	DCS (4) Self (7) Other (1)
Ohio	1	DCS (1)
Ripley	3	DCS (1) Other (2)
Switzerland	0	
Total	22	

Current Open Referrals

County	Referrals	Percentages (%)	Service Level
Dearborn	8	21%	HBCW (8)
Decatur	7	17%	HBCW (7)
Jefferson	18	47%	HBCW (18)
Ohio	1	2%	HBCW (1)
Ripley	4	11%	HBCW (4)
Switzerland	1	2%	HBCW (1)
Total	39	100%	

Breakdown of Current Services Provided

Service Level	Referrals	Percentages (%)
HBCK	39	100%
HBT	0	0%

Ireland Home Based Services, LLC

Community Partners for Child Safety - Region 15

Beginning budget: \$447,294.11

Total budget to be used by 6/30/17: \$447,294.11

Month	Service Delivery	Flex Funds	Total	Budget Remaining	% of budget used	Target %
July '16	\$30,920.78	\$550.00	\$31,470.78		7.0%	8%
August '16	\$30,708.68	\$2,363.78	\$33,072.46		14.4%	17%
September '16	\$39,826.01	\$489.15	\$40,315.16		23.4%	25%
October '16	\$30,903.30	\$689.60	\$31,592.90		30.5%	33%
November '16	\$36,263.15	\$2,022.05	\$38,285.20		39.1%	42%
December '16	\$12,550.00		\$12,550.00	\$28,636.80	41.9%	50%
January '17				\$38,936.80		58%
February '17				\$38,936.80		66%
March '17				\$38,936.80		74%
April '17				\$38,936.80		83%
May '17				\$38,936.80		91%
June '17				\$38,936.805		100%
TOTAL	\$181,171.92	\$6,114.58	\$187,286.50	\$272,557.61		

Budget is updated 7/1/16 – 12/31/16. Shaded numbers are estimated.

Summary of Service Delivery by County

Month	Dearborn	Decatur	Jefferson	Ohio	Ripley	Switzerland	Total
July	\$1,940.41	\$1,355.21	\$18,776.25	\$676.14	\$6,236.94	\$1,935.83	\$30,920.78
August	\$3,519.81	\$2,162.98	\$15,068.55	\$308.55	\$8,232.99	\$1,415.80	\$30,708.68
September	\$6,552.04	\$7,349.90	\$17,657.24	\$0.00	\$6,289.65	\$1,977.18	\$39,826.01
October	\$5,517.87	\$4,165.50	\$15,550.95	\$57.29	\$3,857.53	\$1,754.16	\$30,903.30
November	\$3,366.95	\$8,112.87	\$12,796.88	\$1,203.51	\$7,127.32	\$3,655.62	\$36,263.15
December							
January							
February							
March							
April							
May							
June							
TOTAL	\$20,897.08	\$23,146.46	\$79,849.87	\$2,245.49	\$31,744.43	\$10,738.59	\$168,621.92

Summary of Flex Funds by County


Month	Dearborn	Decatur	Jefferson	Ohio	Ripley	Switzerland	Total
July	\$275.00	\$0.00	\$275.00	\$0.00	\$0.00	\$0.00	\$550.00
August	\$900.00	\$0.00	\$1,013.78	\$0.00	\$450.00	\$0.00	\$2,363.78
September	\$65.00	\$0.00	\$0.00	\$0.00	\$200.00	\$224.15	\$489.15
October	\$0.00	\$0.00	\$689.60	\$0.00	\$0.00	\$0.00	\$689.60
November	\$549.51	\$0.00	\$374.79	\$0.00	\$1,097.75	\$0.00	\$2,022.05
December							
January							
February							
March							
April							
May							
June							
TOTAL	\$1,789.51	\$0.00	\$2,353.17	\$0.00	\$1,747.75	\$224.15	\$6,114.58



Referrals Received Region 15 2016 – 2017

	July	August	September	October	November	December	January	February	March	April	May	June	Total
Dearborn	3	11	5	8	6	4							37
Decatur	1	4	1	4	3	2							15
Jefferson	10	15	14	15	8	12							74
Ohio	0	0	0	1	2	1							4
Ripley	4	11	2	11	3	3							34
Switzerland	0	2	1	1	0	0							4
Total	18	43	23	40	22	22							168
Fiscal Year 2014-2015	35	49	35	33	36	34	26	29	33	24	46	38	418
Fiscal Year 2015-2016	41	38	28	36	24	34	34	32	24	25	26	28	380

Referrals Received



Referral Sources by County:

Dearborn County

	July	August	September	October	November	December	January	February	March	April	May	June	Total
DCS	1	6	4	6	5	3							25
Self	2	5	1	2	1	1							12
Total	3	11	5	8	6	4							37

Sources of self-referrals:

	July	August	September	October	November	December	January	February	March	April	May	June	Total
DCS	0	3	0	0	0								3
Family/friend	0	0	0	2	0								2
Heart House	0	0	0	0	1								1
IHBS	0	0	0	0	1								1
Employee													
Magistrate	1	1	0	0	0								2
Previous Client	1	0	0	0	0								1
Safe Passage	0	1	0	0	0								1
SEIOC	0	0	1	0	0								1
Total	2	5	1	2	2								12

Decatur County

	July	August	September	October	November	December	January	February	March	April	May	June	Total
DCS	1	3	1	4	2	2							12
Self	0	1	0	0	1	0							2
Total	1	4	1	4	3	2							14

Sources of self-referrals:

	July	August	September	October	November	December	January	February	March	April	May	June	Total
Clearing House	0	0	0	0	1	0							1
DCS	0	0	0	0	0	0							0
Previous Client	0	1	0	0	0	0							1
Total	0	1	0	0	1	0							2

Jefferson County

	July	August	September	October	November	December	January	February	March	April	May	June	Total
DCS	5	7	4	4	3	4							27
Healthy Families	0	0	0	0	1	0							1
Madison Consolidated Jr High School	0	0	1	1	0	0							2
Ripley County Court Services	0	0	0	0	0	1							1
Self	5	8	9	10	4	7							43
Total	10	15	14	15	8	12							74

Sources of self-referrals:

	July	August	September	October	November	December	January	February	March	April	May	June	Total
Clearing House	0	4	4	6	3	5							22
Community Mental Health	0	0	1	0	0	0							1
Division of Family Services	0	0	0	1	0	0							1
Episcopal Church	0	0	0	0	0	1							1
Friend/Family	0	1	1	0	0	0							2
House of Hope	0	2	0	0	0	0							2
IHBS Website	0	1	0	0	0	0							1
OVO Head Start	1	0	0	1	1	0							3
Previous Client	2	0	0	1	0	1							4
River Valley Resource	2	0	1	1	0	0							4
Rykers Ridge Elementary	0	0	1	0	0	0							1
Salvation Army	0	0	1	0	0	0							1
Total	5	8	9	10	4	7							43

Ohio County:

	July	August	September	October	November	December	January	February	March	April	May	June	Total
DCS	0	0	0	1	2	1							4
Total	0	0	0	1	2	1							4

Sources of self-referrals:

	July	August	September	October	November	December	January	February	March	April	May	June	Total
DCS													
Self													
Total													

Ripley County:

	July	August	September	October	November	December	January	February	March	April	May	June	Total
DCS	3	9	2	4	3	1							22
Head Start	0	1	0	0	0	0							1
Ripley Children's Hospital	0	0	0	0	0	1							1
Ripley County Court Services	0	0	0	0	0	1							1
Ripley County Probation	0	1	0	0	0	0							1
Self	1	0	0	7	0	0							8
Total	4	11	2	11	3	3							34

Sources of self-referrals:

	July	August	September	October	November	December	January	February	March	April	May	June	Total
DCS	1	0	0	0	0	0							1
Ripley County Jail	0	0	0	7	0	0							7
Self	0	0	0	0	0	0							0
Total	1	0	0	7	0	0							8

Switzerland County:

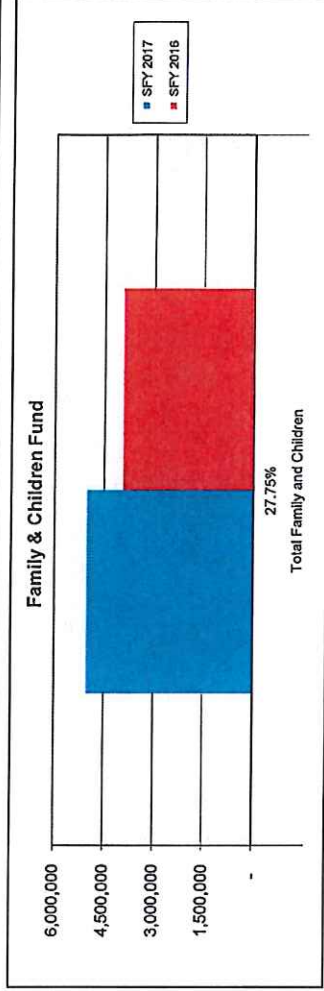
	July	August	September	October	November	December	January	February	March	April	May	June	Total
DCS	0	0	1	1	0	0							2
Self	0	2	0	0	0	0							2
Total	0	2	1	1	0	0							4

Sources of self-referrals:

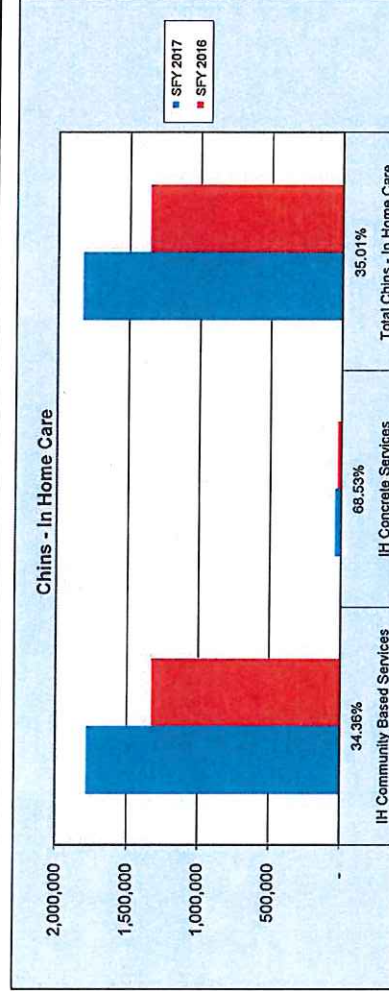
	July	August	September	October	November	December	January	February	March	April	May	June	Total
Community Mental Health Center	0	1	0	0	0	0							1
DCS	0	1	0	0	0	0							1
Total	0	2	0	0	0	0							2

INDIANA DEPARTMENT OF CHILD SERVICES - Region 15
FAMILY AND CHILDREN SERVICES
YEAR TO DATE COMPARISONS
Cumulative for December 2016

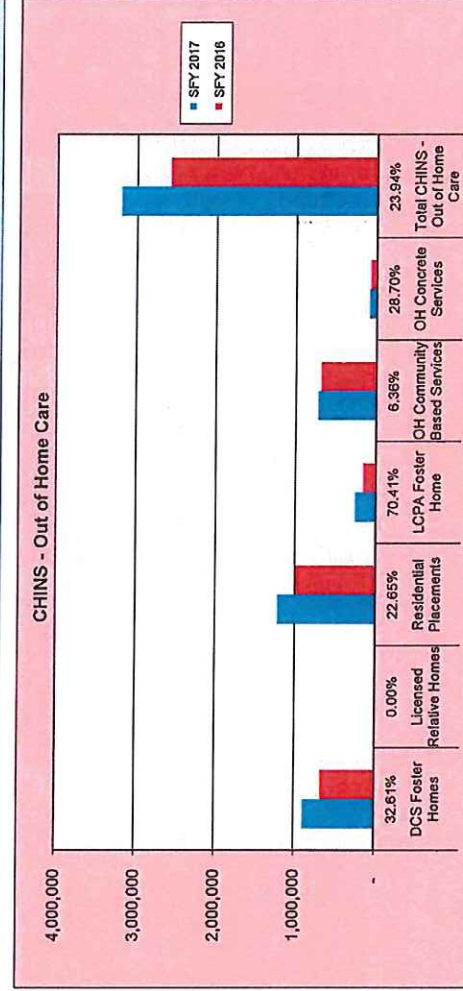
FAMILY & CHILDREN FUND	SFY 2017	SFY 2016
TOTAL FAMILY & CHILDREN FUND	5,020,000	3,929,425



CHINS - IN HOME CARE	SFY 2017	SFY 2016
IH Community Based Services	1,784,428	1,328,127
IH Concrete Services	43,370	25,734
TOTAL CHINS - IN HOME CARE	1,827,798	1,353,861



CHINS - OUT OF HOME CARE	SFY 2017	SFY 2016
DCS Foster Homes	892,837	673,288
Licensed Relative Homes	-	-
Residential Placements	1,223,148	997,272
LCPA Foster Home	259,915	152,527
OH Community Based Services	724,164	680,885
OH Concrete Services	92,138	71,594
TOTAL CHINS - OUT OF HOME CARE	3,192,203	2,575,564





**Probation Services
Expenditure Report - Region 15
State Fiscal Year 2016 - 2017
Cumulative for December 2016**

Description	SFY 2017 YTD	SFY 2016 YTD	% Change	Dearborn	Decatur	Jefferson	Ohio	Ripley	Switzerland
Unlicensed Relative Home	-	-	0.00%	-	-	-	-	-	-
LCPA Foster Home	6,278	30,981	-79.74%	-	-	-	6,278	-	-
Residential Placements	1,276,977	1,067,019	19.68%	350,216	35,603	580,880	7,778	302,500	-
DCS Foster Home	-	-	0.00%	-	-	-	-	-	-
Community Based Services	201,203	363,866	-44.70%	73,947	-	18,159	13,451	95,467	180
Concrete Services	-	50	-100.00%	-	-	-	-	-	-
Total Expenses	1,484,458	1,461,917	1.54%	424,162	35,603	599,039	27,507	397,967	180