


Auditor of State Suzanne Crouch

State of Indiana Annual Financial Report



For the Fiscal Year Ended June 30, 2014
Volume II

Prepared by the Auditor of State's Staff

State House, Suite 240
Indianapolis, Indiana 46204-2793
(317)232-3300
www.in.gov/auditor

ANNUAL FINANCIAL REPORT
OF THE
AUDITOR OF STATE
OF THE
STATE OF INDIANA
FOR THE FISCAL YEAR ENDED
JUNE 30, 2014
VOLUME II



SUZANNE CROUCH
AUDITOR OF STATE



**SUZANNE CROUCH
AUDITOR OF STATE**

FORMER AUDITORS OF STATE

Term	Name	Political Party
1816-1828	William H. Lilley	Party Unknown
1828-1829	Benjamin I. Blythe	Party Unknown
1829-1844	Morris Morris	Party Unknown
1844-1847	Horatio J. Harris	Party Unknown
1847-1850	Douglas Maguire	Whig
1850-1853	Erastus W.H. Ellis	Democrat
1853-1855	John P. Dunn	Democrat
1855-1857	Hiram E. Talbot	Fusion-"Peoples"
1857-1861	John W. Dodd	Democrat
1861-1863	Albert Lange	Republican
1863-1865	Joseph Ristine	Democratic Union
1865-1869	Thomas P. McCarthy	Republican
1869-1871	John D. Evans	Republican
1871-1873	John C. Shoemaker	Democrat
1873-1875	James A. Wilder	Republican
1875-1879	Ebenezer Henderson	Democrat
1879-1881	Mahlon D. Manson	Democrat
1881-1883	Edward H. Wolfe	Republican
1885-1887	James H. Rice	Democrat
1887-1891	Bruce Carr	Republican
1891-1895	John O. Henderson	Democrat
1895-1899	Americus C. Daily	Republican
1899-1903	William H. Hart	Republican
1903-1905	David E. Sherrick	Republican
1905-1906	Warren Bigler	Republican
1906-1910	John C. Billheimer	Republican
1910-1914	William H. O'Brien	Democrat
1914-1916	Dale J. Crittenberger	Democrat
1916-1920	Otto Clauss	Republican
1920-1922	William J. Oliver	Republican
1922-1924	Robert Bracken	Democrat
1924-1928	Lewis S. Bowman	Republican
1928-1930	Arch N. Bobbit	Republican
1930-1934	Floyd E. Williamson	Democrat
1934-1938	Laurence F. Sullivan	Democrat
1938-1940	Frank G. Thompson	Democrat
1940-1944	Richard T. James	Republican
1944-1948	Alvin V. Burch	Republican
1948-1950	James M. Propst	Democrat
1950-1954	Frank T. Mills	Republican


FORMER AUDITORS OF STATE

Term	Name	Political Party
1954-1956	Curtis E. Rardin	Republican
1956-1958	Roy T. Combs	Republican
1958-1960	Albert A. Steinwedel	Democrat
1960-1964	Dorothy Gardner	Republican
1964-1966	Mark L. France	Democrat
1966-1968	John P. Gallagher	Republican
1968-1970	Trudy Slaby Etherton	Republican
1970-1978	Mary Aikins Currie	Democrat
1978-1982	Charles D. Loos	Republican
1982-1986	Otis E. Cox	Democrat
1986-1994	Ann G. DeVore	Republican
1994-1998	Morris Wooden	Republican
1999-2006	Connie K. Nass	Republican
2007-2013	Tim Berry	Republican
2013-2013	Dwayne Sawyer	Republican
2014-	Suzanne Crouch	Republican

**STATE OF INDIANA
ANNUAL FINANCIAL REPORT
For the Year Ended June 30, 2014
VOLUME II**

TABLE OF CONTENTS

Photo of Auditor of State Suzanne Crouch	ii
Former Auditors of State	iii
Table of Contents	v
Letter from Auditor of State	vi
Auditor of State Staff.....	vii
Auditor of State Duties	viii
Financial Schedules Explanation.....	x
Business Units Listing.....	xiv
CAFR Funds Listing.....	xv
Schedule of Revenue	1
Agency Appropriation and Allotment Trial Balance Report	43
Current Expenditures and Encumbrances.....	116



Suzanne Crouch
Auditor of State

200 W. Washington St., Room 240
Indianapolis, IN 46204-2731

Website: www.in.gov/auditor
Telephone: 317-232-3300

December 17, 2014

To the Citizens of the State of Indiana:

The staff of the Auditor of State's office proudly presents Volume II of the Annual Financial Report of the State of Indiana for the fiscal year ended June 30, 2014. This document contains unaudited financial schedules with the revenues, appropriations, allotments, and expenditures for all state agencies operating in the State of Indiana.


Volume II has been created to comply with Indiana Code 4-10-13-2, which requires the State Auditor to prepare a report each year showing receipts by source of revenue and by type of fund disbursement as they relate to each agency, department, and fund of State government.

In addition to this financial report, in January we will issue Indiana's Comprehensive Annual Financial Report (CAFR), containing audited financial statements compiled in accordance with Generally Accepted Accounting Principles and applicable legal requirements. The CAFR presents governmental financial statements in a format comparable to the private sector.

The Auditor's Office endeavors to increase the transparency and accountability of State Government through timely, accurate work and a variety of avenues, one of which is the Indiana Transparency Portal (ITP). The ITP is an online source that provides information about agency budgets, state contracts, Indiana's assets, agency performance measures and much more. The portal may be found at <http://www.in.gov/itp/>.

Our goal is to utilize Hoosier tax dollars efficiently and effectively and to grow your trust in State government. This report is easily accessible to citizens online at www.in.gov/auditor or by calling the Auditor of State's office at (317) 232-3300.

Sincerely,


Suzanne Crouch
Auditor of State

AUDITOR OF STATE STAFF

Steve Daniels, CPA
Deputy Auditor

Erin Sheridan
Deputy Auditor

Dan Bastin, CPA
Settlements Director

Ryan Downham
Management Information System Director

Clay Jackson, CPA
Finance Director

Maggie Johnson
Communications Director & Scheduler

Beth Memmer
Budgeting/Purchasing Director

Brent Plunkett
Payroll Director

Colleen Tye
Human Resources Director

Mary Reilly
Accounts Payable Director

DUTIES OF THE AUDITOR OF THE STATE OF INDIANA
(IC 4-7-1-2)

The Auditor of the State of Indiana shall:

- (1) Keep and state all accounts between the state of Indiana and the United States, any state or territory, or any individual or public officer of this state indebted to the state or entrusted with the collection, disbursement, or management of any money, funds, or interest arising therefrom, belonging to the state, of every character and description whatsoever, when the money, funds or interest is derivable from or payable into the state treasury.
- (2) Examine and liquidate the accounts of all county treasurers and other collectors and receivers of all state revenues, taxes, tolls, and incomes, levied or collected by any act of the general assembly and payable into the state treasury, and certify the amount or balance to the treasurer of state.
- (3) Keep fair, clear, distinct, and separate accounts of all the revenues and incomes of the state and all expenditures, disbursements, and investments of the state, showing the particulars of every expenditure, disbursement and investment.
- (4) Examine, adjust, and settle the accounts of all public debtors for debts due the state treasury and require all public debtors or their legal representatives who may be indebted to the state for money received or otherwise and who have not accounted for a debt to settle their accounts.
- (5) Examine and liquidate the claims of all persons against the state in cases where provisions for the payment have not been made by law. When no such provisions or an insufficient one (1) has been made, examine the claim and report the facts, with an opinion, to the general assembly. No allowance shall be made to refund money from the treasury without the statement of the auditor of state either for or against the justice of the claim.
- (6) Institute and prosecute, in the name of the state, all proper suits for the recovery of any debts, money, or property of the state or for the ascertainment of any right or liability concerning the debts, money, or property.
- (7) Direct and superintend the collection of all money due to the state and employ counsel to prosecute suits, instituted at the auditor's insistence, on behalf of the state.
- (8) Draw warrants on the treasurer of state or authorize disbursement through electronic funds transfer in conformity with IC 4-8.1-2-7 for all money directed by law to be paid out of the treasury to public officers or for any other object whatsoever as the warrants become payable. Every warrant or authorization for electronic funds transfer shall be properly numbered.

- (9) Furnish to the governor, on requisition, information in writing upon any subject relating to the duties of the office of the auditor of state.
- (10) Superintend the fiscal concerns of the state and their management in the manner required by law and furnish the proper forms to assessors, treasurers, collectors and auditors of counties.
- (11) Keep and preserve all public books, records, papers, documents, vouchers, and all conveyances, leases, mortgages, bonds, and all securities for debts, money, or property, and accounts of property, of any description, belonging or appertaining to the office of the auditor of state and also to the state, where no other provision is made by law for the safekeeping of the accounts and property.
- (12) Suggest plans for the improvement and management of the public revenues, funds and incomes.
- (13) Report and exhibit to the general assembly, at its meeting in each odd-numbered year, a complete statement of the revenues, taxables, funds, resources, incomes and property of the state, known to the office of the auditor of state and of the public revenues and expenditures of the two (2) preceding fiscal years, with a detailed estimate of the expenditures to be defrayed from the treasury for the ensuing two (2) years, specifying each object of expenditure and between such as are provided for by permanent or temporary appropriations and showing also the sources and means from which all such expenditures are to be defrayed. The report must be in an electronic format under IC 5-14-6.

State of Indiana
Financial Schedules Explanation
Fiscal Year Ended June 30, 2014

Financial schedules provided in this report are:

1. Schedule of Revenue
2. Agency Appropriation and Allotment Trial Balance Report
3. Current Expenditures and Encumbrances

These schedules are not necessary for generally accepted financial reporting, but do satisfy a portion of the financial reporting requirements prescribed by Indiana Code (IC) 4-10-13-2. The balance of the reporting requirements prescribed by IC 4-10-13-2 is satisfied by the State of Indiana's separately issued Comprehensive Annual Financial Report.

The schedules contained in this report are detailed by PeopleSoft (PS) fund, CAFR fund, account, and business unit.

A fund is a fiscal and accounting entity with a self-balancing set of accounts recording financial activity, which is segregated for the purpose of carrying on specific activities or attaining certain objectives in accordance with special regulations, restrictions, or limitations.

Funds used by government are classified by fund type. Those fund types are governmental, proprietary and fiduciary.

Governmental funds are the general fund, special revenue funds, debt service funds, capital projects funds, and permanent funds. These funds are used to account for governmental type financial activity.

The general fund is the chief operating fund of a government and is used to account for the financial activity of the government, except for the activity that is required to be accounted for in some other fund. The State of Indiana's general fund is CAFR fund number 1000.

Special revenue funds are used to account for and report the proceeds of specific revenue sources that are restricted or committed to expenditure for specific purposes other than debt service or capital projects. The State of Indiana's special revenue funds are CAFR fund numbers 2010-2780, 2800-3200, 3230-3240, 3280, 3300-3790, 3880-3900, 3920, 3940, 3970-4260, 4580-4670, 4900, 5030-5060, 5120, 5230-5350, 5410-6020, 6040-6090, 6110-6280, 6310-6340, 6360-6380, 6410, 6440, 6460-6480, 6540, 6570, 6610, 6650-6660, 6710, 6750, 6780-6830, 6850-6880, 6910-6930, 6960, 8000-8097, 9102, 9104, 9108, & 9112.

Debt service funds are used to account for and report financial resources that are restricted, committed, or assigned to expenditure for principal and interest. The State of Indiana does not have a fund that meets these standards.

Capital projects funds are used to account for and report financial resources that are restricted, committed, or assigned to expenditure for capital outlays, including the acquisition or construction of capital facilities and other capital assets. The State of Indiana's capital projects funds are CAFR fund numbers 3260, 3290, 3800, 3910, 3950, and 6350.

Permanent funds are used to account for and report resources that are restricted to the extent that only earnings, and not principal, may be used for purposes that support the reporting government's programs. The State of Indiana's permanent funds are CAFR fund numbers 4270, 5000, 6620, and 6670.

Proprietary type funds are used to account for business type financial activity and the fund types in this group are enterprise and internal service funds.

Enterprise funds are used to account for revenue generated by charges for a service provided to the public, where the intent of the government is to recover all or most of the cost through a charge for the service (user fees). The State of Indiana's enterprise funds are CAFR fund numbers 5360, 6720-6740, and 6760-6770.

Internal service funds are used to account for revenue generated by charges for services provided between departments or agencies within governmental units or between governmental units, on a cost reimbursement basis. The State of Indiana's internal service funds are CAFR fund numbers 5110, 5150, 5160, 5220, 6940, 9109, and 9117.

Fiduciary type funds are used to account for agent or fiduciary financial activity. The fund types in this group are private-purpose trust funds, agency funds, and pension and other employee benefit trust funds.

Private-purpose trust funds and agency funds are used to account for the financial activity of either a trust arrangement where the governmental unit is permitted to expend the trust assets or in an agency capacity where revenue is received in a custodial capacity. Private-purpose trust and agency funds function much like a governmental fund. The State of Indiana's private-purpose trust funds and agency funds are CAFR fund numbers 2790, 3220, 5140, 6030, 6100, 6400, 6420, 6450, 6680, 6890, 6990, 7010, 7020, 9000, 9100, 9101, 9113, & 9115-9116.

Pension and other employee benefit trust funds are used to account for the financial activity in pension plans where the governmental unit manages the plan or the plan is considered a unit of the governmental unit. The State of Indiana's pension and other employee benefit trust funds are CAFR fund numbers 3930, 6510-6520, 6550-6560, 6580-6605, 6625, 6840, and 6950.

Certain funds are used to account for the financial activity of agencies that are component units and that do not fit one of the three fund types. The CAFR fund numbers for these funds are 4680-4880, 6290, 6690, 9001, 9103, 9107, 9111, 9114, 9261-9263, and 9878.

In the State of Indiana's accounting system a PS fund is self-balancing. PS funds are used to identify the financial activities by business unit or purpose. Schedules 1 and 2 include the name of each PS fund.

Accounts used in these schedules describe revenues and expenditures. The revenue account is listed next to the revenue description in the source of revenue column of the Schedule of Revenue. In the State of Indiana's chart of accounts, revenue accounts begin with the numbers 4, 64, or 74. The first two digits of the revenue account indicates the revenue type as follows:

40	=	Revenue Adjustments
41	=	Taxes
42	=	Exchange Revenues (Excluding Sales)
43	=	Sales
44	=	Grant Revenues
45	=	Fines & Penalties
46	=	Forfeitures, Abandoned Property & Donations
47	=	Other Non-Exchange Revenues
64	=	Internal Service Funds – Revenue
74	=	Other Financing Sources

The expenditure account is listed in the "PT" column (2nd digit below) of the Agency Appropriation and Allotment Trial Balance Report. In the State of Indiana's chart of accounts the expenditure account indicates the expenditure type as follows:

0	=	Total Operating
50	=	Expense Adjustments
51	=	Personal Services & Fringe Benefits
52	=	Utilities
53	=	Contractual Services
54	=	Supplies, Parts & Materials
55	=	Capital Costs
56	=	Distributions to Other Local Governments
57	=	Grants
58	=	Social Service Payments
59	=	Administrative & Operating Expenses
65	=	Internal Service Fund - Expenses
75	=	Other Financing Uses

The expenditure of resources is controlled through the adoption of budgets referred to as appropriations. These appropriations are established by either legislative action, statutory authority, or functionality of the PS fund. The State of Indiana further controls expenditures with an allotment system. An appropriation is not available for expenditure until it has been allotted. Appropriations are allotted by either action of the state budget director, statutory authorization, or the functionality of the PS fund.

The allotment system is administered by the State of Indiana's accounting system through the designation of the budgetary control of each PS fund. The budgetary controls are divided into five categories; a control 3 PS fund; a control 4 PS fund; a control 5 PS fund; a control 6 PS fund; or a control 7 PS fund.

The control of each PS fund is indicated in the "CTRL" column on the Agency Appropriation and Allotment Trial Balance Report.

The appropriation of funds in PS funds with a budgetary control of 3 must be approved by the legislature, or authorized by legislation; the allotment must be approved by the state budget director, or authorized by legislation. The unexpended appropriation of a control 3 PS fund reverts to the surplus balance of the fund at the end of the fiscal year.

The appropriation of funds in PS funds with a budgetary control of 4 must be approved by the legislature, or authorized by legislation; the allotment must be approved by the state budget director, or authorized by legislation. The unexpended appropriation of funds that have not been allotted for a control 4 PS fund reverts to the surplus balance of the fund at the end of the fiscal year.

The appropriation of funds in PS funds with a budgetary control of 5 increases when revenue is received as authorized by legislation, or controlled by the functionality of the PS fund; the allotment must be approved by the state budget director, or authorized by legislation. The unexpended appropriation of a control 5 PS fund does not revert to the surplus balance of the fund at the end of the fiscal year. The appropriation balance in the PS fund continues into the next fiscal year.

The appropriation and allotment of funds in PS funds with a budgetary control of 6 increases when revenue is received as authorized by legislation, or controlled by the functionality of the PS fund. The unexpended allotment of a control 6 PS fund does not revert to the surplus balance of the fund at the end of the fiscal year. The allotment balance in the PS fund continues into the next fiscal year.

PS funds with a budgetary control of 7 have no budgetary impact as authorized by legislation, or controlled by the functionality of the PS fund. The unexpended funds of a control 7 PS fund do not revert to the surplus balance of the fund at the end of the fiscal year. The unexpended balance in the PS fund continues into the next fiscal year.

A business unit is an agency of state government and is indicated by number in this report. On the following page is a list of business units in numerical order. The business unit associated with a PS fund is indicated by the BU number in the BU columns of the Schedule of Revenue and the Agency Appropriation and Allotment Trial Balance Report.

A list of CAFR funds in numerical order appears on pages xv-xvi.

STATE OF INDIANA
BUSINESS UNITS in Numeric Sequence - 2014

00003	HOUSE OF REPRESENTATIVES
00004	SENATE
00015	LOBBY REGISTRATION COMMISSION
00017	LEGISLATIVE SERVICES AGENCY
00019	UNIFORM STATE LAWS, COMMISSION
00022	SUPREME COURT, INDIANA
00023	APPEALS, INDIANA COURT OF
00026	JUDICIAL CENTER, INDIANA
00028	TAX COURT, INDIANA
00030	GOVERNOR, OFFICE OF THE
00031	SECRETARY OF COMMERCE
00032	CRIMINAL JUSTICE INSTITUTE
00034	WASHINGTON LIAISON OFFICE
00035	GOV PLAN CONCL FOR PEOPLE FOR PEOPLE WITH DISAB
00036	AGRICULTURE, DEPARTMENT OF
00038	LIEUTENANT GOVERNOR, OFFICE OF
00039	PROSECUTING ATTORNEY'S COUNCIL
00040	SECRETARY OF STATE
00043	INDIANA CAREER COUNCIL
00044	PROTECTION/ADVOCACY COMMISSION
00046	ATTORNEY GENERAL
00048	TREASURER OF STATE
00050	AUDITOR OF STATE
00055	MANAGEMENT & BUDGET, OFFICE OF
00056	FEDERAL GRANTS & PROCUREMENT, OFFICE OF
00057	BUDGET AGENCY, STATE
00058	TOBACCO PREVENTION & CESSATION
00061	ADMINISTRATION, DEPARTMENT OF
00062	PUBLIC RECORDS, COMMISSION ON
00063	INDIANA ELECTION COMMISSION
00064	PUBLIC ACCESS COUNSELOR
00067	OFFICE OF TECHNOLOGY
00070	PERSONNEL DEPARTMENT, STATE
00071	DISABILITY-STATE PERSONNEL
00072	PUBLIC EMPLOYEES RETIREMENT FUND
00074	EMPLOYEE APPEALS COMMISSION
00075	OFFICE OF INSPECTOR GENERAL
00080	ACCOUNTS, STATE BOARD OF
00090	REVENUE, DEPARTMENT OF
00100	POLICE, INDIANA STATE
00103	LAW ENFORCEMENT TRAINING BOARD
00110	ADJUTANT GENERAL
00115	STATE DEPARTMENT OF TOXICOLOGY
00160	VETERAN AFFAIRS, INDIANA DEPARTMENT OF
00190	GAMING COMMISSION, INDIANA
00191	HOOSIER LOTTERY
00195	GAMING RESEARCH DEPARTMENT
00200	UTILITY REGULATORY COMMISSION
00205	UTILITY CONSUMER COUNSELOR
00208	FINANCIAL INSTITUTIONS
00210	INSURANCE DEPARTMENT
00215	DEPARTMENT OF LOCAL GOVERNMENT FINANCE
00217	INDIANA BOARD OF TAX REVIEW

00220	WORKERS COMPENSATION BOARD OF INDIANA
00225	LABOR, DEPARTMENT OF
00230	ALCOHOL AND TOBACCO COMMISSION
00235	MOTOR VEHICLES, BUREAU OF
00240	CORONERS TRAINING BOARD
00250	PROFESSIONAL LICENSING AGENCY
00258	CIVIL RIGHTS COMMISSION
00260	INDIANA ECONOMIC DEVELOPMENT CORPORATION
00261	INDIANA FINANCE AUTHORITY
00263	HOUSING & COMMUNITY DEVELOPMENT AUTHORITY
00265	HORSE RACING COMMISSION
00266	OFFICE OF ENERGY DEVELOPMENT
00286	INTEGRATED PUBLIC SAFETY COMMISSION
00300	NATURAL RESOURCES, DEPARTMENT OF
00303	IN STATE MUSEUM & HISTORIC SITES CORP.
00310	WHITE RIVER STATE PARK COMMISSION
00315	WAR MEMORIALS COMMISSION
00322	KANKAKEE RIVER BASIN COMMISSION
00325	MAUMEE RIVER BASIN COMMISSION
00330	ST. JOSEPH RIVER BASIN COMMISSION
00340	MOTOR VEHICLES COMMISSION
00351	INDIANA STATE BOARD OF ANIMAL HEALTH
00385	DEPARTMENT OF HOMELAND SECURITY
00400	HEALTH, INDIANA STATE DEPARTMENT OF
00405	FAMILY/SOCIAL SERVICES ADMINISTRATION
00410	DIVISION OF MENTAL HEALTH
00415	EVANSVILLE PSYCHIATRIC CHILDREN'S CENTER
00425	EVANSVILLE STATE HOSPITAL
00430	MADISON STATE HOSPITAL
00435	LOGANSPOUT STATE HOSPITAL
00440	RICHMOND STATE HOSPITAL
00450	LARUE CARTER MEMORIAL HOSPITAL
00465	FORT WAYNE HOSPITAL
00495	DEPARTMENT OF ENVIRONMENTAL MANAGEMT
00496	OFFICE OF ENVIRONMENTAL ADJUDICATION
00497	DIVISION OF DISABILITY & REHABILITATION SERVICES
00498	INDIANA DEPARTMENT OF AGING ADMINISTRATION
00500	DIVISION OF FAMILY AND CHILDREN
00502	INDIANA DEPT OF CHILD SERVICES
00503	OFFICE OF MEDICAID PLANNING & POLICY
00505	EDUCATION EMPLOYMENT RELATIONS
00510	WORKFORCE DEVELOPMENT
00511	CENTER FOR EDUCATION AND CAREER INNOVATION
00515	INDUSTRY DIVISION/PEN PRODUCTS
00550	BLIND, SCHOOL FOR THE
00560	DEAF, SCHOOL FOR THE
00570	VETERANS' HOME, INDIANA
00580	SOLDIERS/SAILORS CHILDRENS HOME
00605	PUBLIC DEFENDER
00607	HENRYVILLE CORRECTIONAL FACILITY
00610	PUBLIC DEFENDER COUNCIL
00614	CHAIN O'LAKES CORRECTIONAL FACILITY
00615	DEPARTMENT OF CORRECTION

00616	NORTH CENTRAL JUVENILE CORRECTIONAL FACILITY
00618	MIAMI CORRECTIONAL FACILITY
00620	STATE PRISON
00630	PENDLETON CORRECTIONAL FACILITY
00635	CORRECTIONAL INDUSTRIAL FACILITY
00640	WOMENS PRISON
00645	NEW CASTLE CORRECTION FACILITY
00650	PUTNAMVILLE CORRECTIONAL FACILITY
00655	PENDLETON JUVENILE CORRECTIONAL FACILITY
00660	PLAINFIELD JUVENILE CORRECTIONAL FACILITY
00661	CAMP SUMMIT
00665	WABASH VALLEY CORRECTIONAL FACILITY
00667	MADISON CORRECTIONAL FACILITY
00670	INDIANAPOLIS JUVENILE CORRECTIONAL FACILITY
00672	MADISON JUVENILE CORRECTIONAL FACILITY
00675	BRANCHVILLE CORRECTIONAL FACILITY
00680	WESTVILLE CORRECTIONAL FACILITY
00685	ROCKVILLE CORRECTIONAL FACILITY
00687	SOUTH BEND JUVENILE FACILITY
00690	PLAINFIELD CORRECTIONAL FACILITY
00695	RECEPTION/DIAGNOSTIC CENTER
00697	EDINBURGH CORRECTIONAL FACILITY
00700	EDUCATION, DEPARTMENT OF
00701	STATE BOARD OF EDUCATION
00702	EDUCATION ROUNDTABLE
00703	PROPRIETARY EDUCATION, COMMISSION
00704	INDIANA CHARTER SCHOOL BOARD
00705	ARTS COMMISSION
00706	INDIANA WORKS COUNCIL
00710	IVY TECH COMMUNITY COLLEGE
00715	INDIANA STUDENT ASSISTANCE COMMISSION
00718	SCHOOL LUNCH DIVISION
00719	HIGHER EDUCATION COMMISSION
00720	OFFICE OF FAITH-BASED & COMMUNITY INITIATIVES
00728	HUMAN RESOURCE INVESTMENT COUNCIL
00730	LIBRARY
00735	HISTORICAL BUREAU
00741	NW INDIANA REGIONAL DEVELOPMENT AUTHORITY
00750	INDIANA UNIVERSITY
00755	INDIANA UNIVERSITY MEDICAL CENTER
00760	PURDUE UNIVERSITY
00770	INDIANA STATE UNIVERSITY
00775	SOUTHERN INDIANA, UNIVERSITY OF
00780	BALL STATE UNIVERSITY
00790	VINCENNES UNIVERSITY
00800	TRANSPORTATION, DEPARTMENT OF
00878	STATE FAIR COMMISSION
00885	LITTLE CALUMET RIVER BASIN DEVELOPMENT COMMISSION
08385	IN HOMELAND SECURITY FNDTN
08510	DWD UI Trust Fund
99999	All Business Units

STATE OF INDIANA
CAFR FUNDS in Numeric Sequence - 2014

CAFR Fund	Fund Type	Description	CAFR Fund	Fund Type	Description	CAFR Fund	Fund Type	Description
1000	GF	General Fund	2710	SR	Lake Enhancement Fund	3450	SR	Abandoned Mine Lands
2010	SR	AMERICAN REVOLUTION BICENTEN F	2720	SR	Coroners Trng & Continuing E	3460	SR	Abandoned Vehidies
2030	SR	Industrial Development Matchi	2760	SR	Title V Oper Permit Prgm Trus	3480	SR	Reclamation Division Fund
2060	SR	Adoption Medical History Fund	2770	SR	Controlled Substance Excise T	3490	SR	Embalmers Education
2070	SR	Employment & Training Fund	2780	SR	Indiana Safe Schools Fund	3500	SR	Welfare-State & Federal Assis
2090	SR	Victim & Witness Assist Fd 5-	2790	AF	Prof Sports & Convent Dev Fun	3510	SR	Title AD Oasi Act
2100	SR	County Welfare Administration	2800	SR	Department Of Insurance	3530	SR	Public Welfare-Medicaid Assis
2120	SR	Motorcycle Operator Education	2810	SR	Financial Resp Compliance Ver	3560	SR	Welfare-Work Incentive
2130	SR	Statewide Library Card Fd	2820	SR	Civil War Flags	3570	SR	Welfare-Day Care
2150	SR	Local Maintenance Fund	2830	SR	Environmental Mngt Permit Ope	3580	SR	Labor Safety Education
2160	SR	Child Care Project Fund	2840	SR	Voluntary Compliance	3590	SR	Motor Vehicle Commission
2170	SR	Newborn Screening Fund	2850	SR	Gaming	3600	SR	Tourism Information & Promoti
2190	SR	Ind Medical & Nursing Grant F	2860	SR	Integrated Public Safety Comm.	3610	SR	Public Health Service
2200	SR	State Police Training Fund	2890	SR	DCS Local Office Admin.	3630	SR	Welfare, Child Service
2210	SR	Recovery Real Estate Fund	2900	SR	Hospital Care For The Indigen	3640	SR	Welfare, Cuban Refugees
2220	SR	Recovery Plumbers Fund	2910	SR	Dental Compliance Fund	3680	SR	Criminal Justice Planning
2230	SR	Recovery Auctioneer Fund	2920	SR	Physician Compliance Fund	3720	SR	Vocational Rehabilitation
2240	SR	Alcohol & Drug Countermeasure	2940	SR	Motorcycle Operator Safety Edu	3790	SR	LIBRARY EXTENSION SERVICE
2260	SR	Odometer Fund	2950	SR	Protection Assistance Fund	3800	CP	Construction Post War
2270	SR	Motor Carrier Regulation	2960	SR	Youth Services Transitional Se	3880	SR	Build Indiana Fund
2290	SR	Oil Gas Environmental Fund	2970	SR	Charter School Facilities Assi	3890	SR	Mental Institutions
2310	SR	Junior Historical Society	2980	SR	Electronic Waste Fund	3900	SR	Correction Department-Title 2
2340	SR	Hometown Indiana Grant Progra	3010	SR	Motor Vehicle Highway	3910	CP	S & S Children Home-Construct
2350	SR	Drug Interdiction	3020	SR	Cons Officer Fish & Wildlife	3920	SR	Indiana Heritage Trust Fund
2360	SR	Corrections Drug Abuse	3030	SR	Land & Water Resources Fund	3930	PT	St Employees Death Benefit Fd
2380	SR	Drug Prosecution	3070	SR	Alcoholic Beverage Commission	3940	SR	Gasoline And Special Fuel Tax
2390	SR	Public Defense	3080	SR	State Building Commissioner	3950	CP	Construction Soldiers Home
2400	SR	Medical Assistance To Wards	3090	SR	Excise Tax	3970	SR	Election Admin Assistance Fd
2420	SR	Redon Gas Trust	3100	SR	Bail Bond Receipts Insurance	3980	SR	Cigarette Tax
2440	SR	Wine Grape Market	3120	SR	Board Of Animal Health Progra	4000	SR	State Highway Department
2450	SR	Freedom Of Choice	3130	SR	Accident Report	4260	SR	MAJOR MOVES CONSTRUCTION FUND
2460	SR	Higher Education	3150	SR	Petroleum Severance Tax	4270	PF	NEXT GENERATION FUND
2470	SR	Hoosier Scholar	3160	SR	Cigarette Tax	4580	SR	Hwy Construction Improvement
2480	SR	Emergency Medical Svc Restitu	3180	SR	Violent Crime Victim Compensa	4600	SR	Dept Of Transportation Admin
2490	SR	Scholarship Fund	3200	SR	Public Utility	4620	SR	Transportation Corridor Fund
2500	SR	Indiana Horse Racing Commissi	3220	AF	Capital Improvement-1st Class	4640	SR	Crossroads 2000
2530	SR	State Solid Waste Management	3230	SR	Addiction Services Fund	4650	SR	High Speed Rail Development
2540	SR	State Drug Free Communities	3240	SR	Environmental Management Fund	4660	SR	School Disaster Loan Fund
2550	SR	Birth Problems Registry	3260	CP	State Police Building Commiss	4670	SR	Educational Technology Fund
2570	SR	Motor Fuel Inspection Program	3280	SR	Mental Health Center	4680	SR	Enterprise Development Fund
2580	SR	Recycling Promotion Assisanc	3290	CP	Law Enforcement Academy Bldg	4690	SR	ISBD Small Business
2600	SR	Alcoholic Bev Ent Officer Trn	3300	SR	Law Enforcement Academy Traini	4880	SR	In 21st Century Res & Tech Fd
2610	SR	Workers Comp Supplemental Adm	3320	SR	Domestic Violence	4900	SR	Public Mass Transportation Fu
2620	SR	Entomology & Plant Pathology	3330	SR	Lifetime Hunting/Fishing Lice	5000	PF	West Baden Springs Hist Pre
2630	SR	Deer Research & Management Fu	3340	SR	Financial Institutions	5030	SR	CIVIL DEFENSE REVOLVING-STATE
2640	SR	Waste Tire Management	3370	SR	State Parks And Memorials	5040	SR	Civil Defense Revolving-Feder
2650	SR	Charity Gaming Enforcement Fu	3390	SR	Library Certification Board	5060	SR	Airports, Federal Aid
2660	SR	Employment Of Youth Fund	3400	SR	Water Resources Development F	5110	IS	State Employee Disability
2670	SR	Preneed Consumer Protection F	3410	SR	Snowmobile License	5120	SR	State Property, Sales
2680	SR	Voluntary Clean-Up Fund	3420	SR	Fish And Wildlife	5140	AF	Comm Driver Lic Drug/Alcohol
2690	SR	21st Century Scholars Fund	3430	SR	Forestry Division	5150	IS	Institutional Industries
2700	SR	Child Care Fund	3440	SR	Reservoirs	5160	IS	SBA Centralized Accounting

STATE OF INDIANA
CAFR FUNDS in Numeric Sequence - 2014

CAFR Fund	Fund Type	Description	CAFR Fund	Fund Type	Description	CAFR Fund	Fund Type	Description
5220	IS	Administration Svcs-Revolving	6340	SR	Conservation Officers Trainin	6950	PT	RETIREE HEALTH BENEFIT TRUST Fund-DC
5230	SR	Spinal Cord and Brain Injury	6350	CP	Interstate Bridge	6960	SR	Veterans' Affairs Trust Fund
5240	SR	Regional Public Safety Train	6360	SR	H.A.P. Community Services A	6990	PP	Private Purpose Trust
5250	SR	Food Service-Special	6380	SR	Bail Bond Enforcement/Adminis	7010	AF	Payroll
5270	SR	State Gambling Enforcement	6400	PP	Property Custody	7020	AF	Payroll Insurance
5280	SR	Property Tax Reduction Trust F	6410	SR	Part Time Student	8000	SR	2009 ARRA FUND
5290	SR	Surplus Property Revolving Fu	6420	PP	Abandoned Property	8010	SR	Department Of Agriculture
5310	SR	Indiana Check-Up Plan Trust	6440	SR	TITLE INS ENFORCEMENT FUND	8011	SR	Department Of Commerce
5320	SR	National Guard Scholarship Ext	6450	PP	Unclaimed Funds & Escheated E	8012	SR	Department Of Defense
5330	SR	Insurance Education Scholarship	6460	SR	State Disaster Relief	8014	SR	Department Of Housing And Urba
5340	SR	Grain Buyer and Warehouse Lic	6470	SR	Professional Standards Fund	8015	SR	Department Of The Interior
5350	SR	Board Of Health Fund	6480	SR	Federal Revenue Sharing Fund	8016	SR	Department Of Justice
5360	EF	Wabash Memorial Bridge	6510	PT	Retirement, Teachers	8017	SR	Department Of Labor
5410	SR	Postsecondary Credit Bearing P	6520	PT	Retirement, Public Employees	8020	SR	Department Of Transportation
5420	SR	Proprietary Educational Instit	6540	SR	State Museum Development Fund	8021	SR	Department Of Treasury
5430	SR	Career College Student Assuran	6550	SR	Retirement, Judges	8030	SR	Federal Equal Employment Oppor
5440	SR	Student Assurance Fund	6560	PT	Retirement, Excise Pol & Conse	8039	SR	Federal GSA Fund
5450	SR	Mortgage Foreclosure Multistat	6570	SR	Clean Water IN	8045	SR	National Endowment For The Art
5460	SR	Commission on The Social Statu	6580	PT	Firefighters Pen/Disability	8059	SR	Small Business Administration
5470	SR	Public Access Counselor Educat	6590	PT	Pension Relief Fund	8064	SR	Department Of Veterans Affairs
5620	SR	Cosmetology and Barber Examine	6600	PT	State Police Retirement Pensi	8066	SR	Environmental Protection Agenc
5910	SR	Coal Technology Research	6605	PT	RETIREE HEALTH BENEFIT TRUST Fund-DB	8081	SR	Department Of Energy
6000	SR	Special Revenue	6610	SR	Commuter Rail Service Fund	8084	SR	Department Of Education
6010	SR	Comp. Employment & Training A	6620	PF	Purdue Trust, Principal	8090	SR	US Election Assistance Commiss
6020	SR	Patients Compensation Fund	6625	PT	State Police 115 Health Trust	8093	SR	Department Of Health And Human
6030	PP	Jennings/Vermillion Co Escrow	6650	SR	State Tuition Reserve	8094	SR	Corporation For National And C
6040	SR	Standardbred Horse Fund	6660	SR	Common School, Principal	8096	SR	Federal SSA Fund
6060	SR	Personalized License Plate Fu	6670	PF	Indiana Univ Endowment, Prin	8097	SR	Department Of Homeland Securit
6070	SR	Property Tax Relief Fund	6680	AF	Common School Withholding	9000	AF	Distribution
6090	SR	Restricted Donations	6690	SR	Industrial Development Grant	9001	SR	Conversion Balances - DO NOT I
6100	PP	Escrow Hendricks Cty Ct Trans	6710	SR	Employment Security, Administr	9100	AF	COIT AND CAGIT
6110	SR	Electric Rail Svc 8-3-15-20.	6720	EF	Employment Security, Unempl. C	9101	AF	CHILD SUPPORT
6120	SR	Blind-Agency For Blind	6730	EF	Employment Security Refund	9102	SR	FEDERAL FOOD STAMP PROGRAM
6130	SR	Hazardour Sub. Emerg. Trust 1	6740	EF	Employment Security Benefits	9103	SR	BUREAU OF MOTOR VEHICLES HOLDI
6150	SR	Ind Ed Loan Repayment Asst Fu	6750	SR	Employment Security Special	9104	SR	MEDICANID INDIGENT CARE TRUST
6160	SR	Commerce Department	6760	EF	Unemployment Compensation Fund	9107	GF	IEDC Fund (Component Unit)
6170	SR	Primetime Program Fund	6770	EF	Employment Security Federal	9108	SR	SSACI (Blended Component Unit)
6180	SR	Ind Teacher Shortage Fin Asst	6780	SR	Employment Security Trade Exp	9109	IS	Fund 7020 Fund Centers
6190	SR	Education-Higher Education Co	6800	SR	Construction, Veterans Memoria	9111	SR	IN State Museum & HSC (component unit)
6200	SR	Student Loan Program Fund	6810	SR	Indiana Retirement Home Guara	9112	SR	IN Homeland Security Fund
6210	SR	State Motor Vehicle Tech Fund	6820	SR	Asbestos Trust Fund	9113	AF	Family and Children Trust Fund
6220	SR	Natural Heritage Rd 14-4-5-1-	6830	SR	Petroleum Trust Fund	9114	SR	Hoosier Lottery (exclude)
6230	SR	Residual Asbestos Injury Fd	6840	PT	Public Safety Spec Death Bene	9115	AF	Marion Co Suppl Auto Rental Excise Tax
6250	SR	Road & Street, Primary Highway	6850	SR	Upst Excess Liability Fund	9116	AF	Other Agency Funds
6260	SR	State Wide Family Practice Fun	6860	SR	Lead Trust Fund	9117	IS	Cons & Excise Police Health Ins Fund
6270	SR	Fam Viol & Victim Asst 4-23	6880	SR	Tourism Advertising Revenue Fu	9261	SR	IFA ARRA Funds (exclude)
6280	SR	Distressed Township Poor Reil	6890	PP	CONGRESSIONAL TOWNSHIP SCHOOL	9262	SR	Ports Commission
6290	SR	Ipsrm-Basic Fund	6910	SR	Education License Plate Fees F	9263	SR	IHCDA ARRA Funds (exclude)
6310	SR	Mine Subsidence Insurance Fun	6920	SR	MDCO Fund	9878	SR	State Fair Investments
6320	SR	Emergency Planning	6930	SR	Flood Ctrl Revolving Loans			
6330	SR	Tobacco Master Settlement Agre	6940	IS	St Personnel Internal Service			



Auditor of State
Schedule of Revenue
July 1, 2013 through June 30, 2014

PS Fund	CAFR Fund	BU	PS Fund Description	Source of Revenue	Revenue
10099	1000	00050	CLOSING CENTER	740155--GEN FUND PTRF TRANSFER	\$ 4,398,865.45
10140	1000	00015	INDIANA LOBBY REGISTRATION	424710--Lobbyist Registration	333,759.00
10160	1000	00017	LEGISLATIVE COUNCIL	431210--General Assembly Document Sale	12,910.00
10160	1000	00017	LEGISLATIVE COUNCIL	447000--Return of Prior Year Funds	8,742.31
10160	1000	00017	LEGISLATIVE COUNCIL	472350--Jury Duty	15.00
10200	1000	00026	JUDICIAL CONFERENCE	424090--Payments to Judicial Conf	9,275.00
10210	1000	00022	SUPREME COURT	412010--State Sales Tax	(30.88)
10210	1000	00022	SUPREME COURT	420360--Copies and Report Fees	319,672.22
10210	1000	00022	SUPREME COURT	422327--Late Fee	288.62
10250	1000	00022	JUDGES COUNTY COURTS	424100--Cty Salary SupReimb Trl Crt Ju	1,329,201.21
10250	1000	00022	JUDGES COUNTY COURTS	424105--Cty Salary Sup Medicare Tax	19,274.62
10330	1000	00496	OFFICE OF ENVIRON ADJUDICATION	420360--Copies and Report Fees	273.70
10380	1000	00040	SECRETARY OF STATE-ADMINISTRA	425782--SP&R - Admission Gate In State	5,695.00
10380	1000	00040	SECRETARY OF STATE-ADMINISTRA	427510--Motor Club Fees	650.00
10380	1000	00040	SECRETARY OF STATE-ADMINISTRA	427520--Notary Public Commissions	52,456.00
10380	1000	00040	SECRETARY OF STATE-ADMINISTRA	427530--Collection Agency Fees	89,010.00
10380	1000	00040	SECRETARY OF STATE-ADMINISTRA	427540--Corporate Fees	1,927,270.12
10380	1000	00040	SECRETARY OF STATE-ADMINISTRA	427560--Security Fees	7,481,561.72
10380	1000	00040	SECRETARY OF STATE-ADMINISTRA	427561--Securities Copy Fee	2,384.00
10380	1000	00040	SECRETARY OF STATE-ADMINISTRA	427570--UCC Fees	76,990.00
10380	1000	00040	SECRETARY OF STATE-ADMINISTRA	427581--Summons Fees	18,708.50
10380	1000	00040	SECRETARY OF STATE-ADMINISTRA	427582--Business Registration Fee	5,405,086.43
10380	1000	00040	SECRETARY OF STATE-ADMINISTRA	427586--Enhance Indiana Wire Fee	14,825.00
10380	1000	00040	SECRETARY OF STATE-ADMINISTRA	427590--Trademark Fee	11,697.99
10380	1000	00040	SECRETARY OF STATE-ADMINISTRA	451215--SOS Enforcement Penalties	72,717.55
10430	1000	00046	ATTORNEY GENERAL	420512--ATG Court Costs	1,552.40
10450	1000	00048	TREASURER OF STATE	429601--Interest on Loans	11,677,582.11
10450	1000	00048	TREASURER OF STATE	429650--CD Interest Income	333,543.84
10450	1000	00048	TREASURER OF STATE	429660--Government Interest Income	4,113,322.10
10450	1000	00048	TREASURER OF STATE	429665--Sec Lending Interest income	289,144.99
10450	1000	00048	TREASURER OF STATE	429670--Checking Interest Income	16,524.40
10450	1000	00048	TREASURER OF STATE	429680--General Interest Income	(1.12)
10450	1000	00048	TREASURER OF STATE	429691--CSF Investment Income	342,830.96
10450	1000	00048	TREASURER OF STATE	452130--Recovery Refunds	50.00
10450	1000	00048	TREASURER OF STATE	740220--RecurStatXfr- Abandoned Prop	40,005,234.24
10470	1000	00050	AUDITOR OF STATE	419300--VESSEL TONNAGE TAX	1,929.72
10470	1000	00050	AUDITOR OF STATE	424020--Crt Cost Fee Trial Crt Level	46,389,631.26
10470	1000	00050	AUDITOR OF STATE	424050--Judicial Salaries Fee	14,763,386.84
10470	1000	00050	AUDITOR OF STATE	424060--DNA Sample Processing Fee	923,886.93
10470	1000	00050	AUDITOR OF STATE	424070--Court Administration Fee	4,209,285.48
10470	1000	00050	AUDITOR OF STATE	424080--Public Defense Admin Fee	4,393,154.29
10470	1000	00050	AUDITOR OF STATE	429320--Mortgage Recording Fee	365,172.25
10470	1000	00050	AUDITOR OF STATE	450320--AOS Infraction Judgements	9,500,485.61
10470	1000	00050	AUDITOR OF STATE	479999--OMB use only - Reversal	(104.93)
10475	1000	00050	Pro Bono Legal Services Fees	424026--Pro Bono Legal Services Fee	427,911.75
10520	1000	00057	STATE BUDGET AGENCY	450411--Civil Penalties	183,842.26
10520	1000	00057	STATE BUDGET AGENCY	749900--Federal Indirect Cost Xfer In	7,883,145.74
10520	1000	00057	STATE BUDGET AGENCY	749902--Quality Assessment Fee Xfer In	47,233,654.95
10520	1000	00057	STATE BUDGET AGENCY	749903--Hospital Assessment Fee Xfer I	203,278,800.65
10520	1000	00057	STATE BUDGET AGENCY	749910--Dedicated Indirect Cost Xfer	7,211,338.00
10560	1000	00061	DEPARTMENT OF ADMINISTRATION	420210--Cafeteria Operations	311,760.87
10560	1000	00061	DEPARTMENT OF ADMINISTRATION	420220--Indiana Government Lease Space	49,920.36
10560	1000	00061	DEPARTMENT OF ADMINISTRATION	423250--Access Fees IDs Parking Pass	9,725.00
10560	1000	00061	DEPARTMENT OF ADMINISTRATION	424710--Lobbyist Registration	9,296.00
10560	1000	00061	DEPARTMENT OF ADMINISTRATION	430120--Rntl of Prop - DOA	61,140.00
10560	1000	00061	DEPARTMENT OF ADMINISTRATION	430210--Sales of State Land	26,899.86
10560	1000	00061	DEPARTMENT OF ADMINISTRATION	430420--Sle of Per Prop - Surplus Prop	1.00
10560	1000	00061	DEPARTMENT OF ADMINISTRATION	447000--Return of Prior Year Funds	109.80
10590	1000	00063	ELECTION DIVISION	420360--Copies and Report Fees	945.00
10590	1000	00063	ELECTION DIVISION	422020--Conference Workshop Fees	1,300.00
10590	1000	00063	ELECTION DIVISION	422328--Print/Copy Fee	875.00
10590	1000	00063	ELECTION DIVISION	431120--Publication and Book Sales	2,370.55
10680	1000	00700	INNOVATIVE SCHOOL IMPROVEMENT	447000--Return of Prior Year Funds	539.00
10690	1000	00074	EMPLOYEES' APPEALS COMM.	420360--Copies and Report Fees	8.00
10750	1000	00080	BD OF ACCOUNTS-FIELD EXAM	420110--Board of Accounts Examntn Fees	3,372,565.19
10850	1000	00090	REVENUE DEPT COLL - ADMIN	400400--Prior Period Adjustment	4,997,265.13
10850	1000	00090	REVENUE DEPT COLL - ADMIN	411050--Individual Withholdings	6,073,225,790.77
10850	1000	00090	REVENUE DEPT COLL - ADMIN	411100--Ind Adj Gross Income Tax	(1,176,909,298.03)
10850	1000	00090	REVENUE DEPT COLL - ADMIN	411220--Corp AGI Tax	764,355,076.22
10850	1000	00090	REVENUE DEPT COLL - ADMIN	411230--UTILITY SERVICES USE TAX	14,084,703.60
10850	1000	00090	REVENUE DEPT COLL - ADMIN	411240--Utility Receipts Tax	219,406,899.51
10850	1000	00090	REVENUE DEPT COLL - ADMIN	412010--State Sales Tax	6,922,784,115.01
10850	1000	00090	REVENUE DEPT COLL - ADMIN	412600--Alternative Fuel Sales Tax	229,701.47
10850	1000	00090	REVENUE DEPT COLL - ADMIN	412700--Gasoline use tax	16,408.76
10850	1000	00090	REVENUE DEPT COLL - ADMIN	413350--Aviation Fuel Excise Tax	1,501,886.51
10850	1000	00090	REVENUE DEPT COLL - ADMIN	415900--IMS Admissions Tax	295,106.59

Auditor of State
Schedule of Revenue
July 1, 2013 through June 30, 2014

PS Fund	CAFR Fund	BU	PS Fund Description	Source of Revenue	Revenue
10850	1000	00090	REVENUE DEPT COLL - ADMIN	416100--Alcoholic Beverage Taxes	17,107,193.03
10850	1000	00090	REVENUE DEPT COLL - ADMIN	417110--Inheritance Tax	87,712,164.51
10850	1000	00090	REVENUE DEPT COLL - ADMIN	417450--DOR Anonymous Tax Receipts	151,510.74
10850	1000	00090	REVENUE DEPT COLL - ADMIN	427469--Employment Agency Fee	30,750.00
10850	1000	00090	REVENUE DEPT COLL - ADMIN	450260--Nonconsumer Settlements/Fees	1,627,842.29
10850	1000	00090	REVENUE DEPT COLL - ADMIN	749135--Financial Inst Tax - Gen Fund	56,213,311.95
10860	1000	00250	LAND SURVEYOR LICENSES	426200--Land Surveyors Regs Fees	40,556.67
10880	1000	00090	CIGARETTE TAX	416200--Cigarette and Tobacco Prod Tax	246,798,325.65
10930	1000	00100	STATE POLICE/REVENUE ONLY ACCT	428020--Firearms Licenses	4,585,012.06
10930	1000	00100	STATE POLICE/REVENUE ONLY ACCT	428030--Limited Criminal History Check	3,514,026.43
10930	1000	00100	STATE POLICE/REVENUE ONLY ACCT	643210--State Background Checks	55,650.00
11030	1000	00110	ADJUTANT GENERAL	422327--Late Fee	(1.40)
11100	1000	00700	NON-ENGLISH SPEAKING PROGRAM	447000--Return of Prior Year Funds	137,873.87
11360	1000	00217	INDIANA BOARD OF TAX REVIEW	430515--Sale of Plans Specs Manuals	6,243.90
11380	1000	00719	STATUTORY FEE REMISSIONS	452130--Recovery Refunds	10,889.26
11400	1000	00250	DIETITIANS CERTIFICATION BD	426140--Dietitian Licensing Fees	2,400.00
11505	1000	00115	State Department of Toxicology	420360--Copies and Report Fees	(34.70)
11505	1000	00115	State Department of Toxicology	421102--LABORATORY COSTS	37.10
11550	1000	00700	FULL DAY KINDERGARTEN	447000--Return of Prior Year Funds	63,184.54
11630	1000	00090	INDEPENDENT CONTRACTOR INFORM	428510--Independent Contractor Fees	49,658.00
11670	1000	00026	INTRST COMP FOR ADULT OFFNDR S	429340--AdultJuv Off Interstate Comp	89,162.95
11680	1000	00057	3% OF MEDICAID REIMB FROM SCHL	740230--RecurStatXfr- ReimbTuitionSup	146,967.69
11860	1000	00502	HEALTHY FAMILIES INDIANA	447000--Return of Prior Year Funds	39,658.55
11870	1000	00250	HOME INSPECTORS	426011--Home Inspector Fee	293,345.00
11880	1000	00250	MANUFACTURED HOME INSTALLERS	426220--Manufactre Home Instal Lic Fee	900.00
11900	1000	00210	INSURANCE DEPARTMENT	417210--Premium Tax	218,484,563.84
11900	1000	00210	INSURANCE DEPARTMENT	423920--InsurAgtS and Related Lic	3,425,134.00
11900	1000	00210	INSURANCE DEPARTMENT	450710--Penalties	1,216,831.12
11920	1000	00215	DEPT OF LOCAL GOVERNMENT FINANC	450710--Penalties	2,787.70
11940	1000	00220	WORKERS' COMPENSATION BOARD	420360--Copies and Report Fees	1,560.20
11990	1000	00225	O.S.H.A. FINES/PENALTIES	450820--IOSHA Fines Penalties	1,689,026.62
12010	1000	00230	ALCOHOL AND TOBACCO COMMISSION	420340--Employee's Permits	(25.00)
12010	1000	00230	ALCOHOL AND TOBACCO COMMISSION	420352--Manufacturer Fees	134,792.54
12010	1000	00230	ALCOHOL AND TOBACCO COMMISSION	420353--Wholesale&DirectWineSeller	120,959.00
12010	1000	00230	ALCOHOL AND TOBACCO COMMISSION	420354--DiningCar&BoatFees	8,750.00
12010	1000	00230	ALCOHOL AND TOBACCO COMMISSION	420355--Carrier Fees	1,525.00
12010	1000	00230	ALCOHOL AND TOBACCO COMMISSION	420356--Salesman Fees	27,240.00
12010	1000	00230	ALCOHOL AND TOBACCO COMMISSION	420357--Extension Fees	185,900.00
12010	1000	00230	ALCOHOL AND TOBACCO COMMISSION	749160--Alcohol Permit Fees Transfer	3,256,696.34
12060	1000	00090	AERONAUTICS COMMISSION	427410--Aircraft Dealer Regs Fee	79,177.74
12080	1000	00258	CIVIL RIGHTS COMMISSION	422328--Print/Copy Fee	427.80
12190	1000	00250	BD OF PUBLIC ACCOUNTANCY	426010--Accounting Licensing Fees	71,645.00
12200	1000	00250	HEALTH FACILITY ADMINISTRATOR	426170--Health Facility Adm Lic Fees	43,810.00
12210	1000	00250	ARCHITECTS BOARD	426040--Architect Lic Fees	365,618.00
12210	1000	00250	ARCHITECTS BOARD	426045--Lndscpe Architect Lic Fees	44,845.97
12220	1000	00250	ATHLETIC TRAINERS CERTIFICA BD	426050--Athletic Trainers Licenses	12,005.00
12230	1000	00250	DENTAL EXAMINERS BOARD	426120--Dental Hygienist Lic Fees	305,995.00
12230	1000	00250	DENTAL EXAMINERS BOARD	426210--Licensing Fees for Dentists	467,220.00
12250	1000	00250	EMBALMER/FUNERAL DIRECTOR BD	426160--Funeral Director Lic Fee	26,890.00
12250	1000	00250	EMBALMER/FUNERAL DIRECTOR BD	426161--Funeral Home Lic Fee	8,550.00
12260	1000	00250	ENGINEERS/SURVEYORS BD	426160--Funeral Director Lic Fee	(25.00)
12260	1000	00250	ENGINEERS/SURVEYORS BD	426320--Plumbing Fees	2,700.00
12260	1000	00250	ENGINEERS/SURVEYORS BD	426350--Professional Engnrs Lic Fees	796,098.77
12270	1000	00250	PHYSICIAN ASSISTANT COMMITTEE	426211--Physician Assist Lic Fee	80,415.66
12280	1000	00250	NURSES BOARD	426240--RN License Fee	4,198,845.62
12280	1000	00250	NURSES BOARD	426241--LPN License Fee	90,603.20
12290	1000	00075	OFFICE OF INSPECTOR GENERAL	450411--Civil Penalties	12,960.00
12290	1000	00075	OFFICE OF INSPECTOR GENERAL	451910--Restitution	1,595.00
12290	1000	00075	OFFICE OF INSPECTOR GENERAL	472500--INSURANCE RECOVERY	6,024.67
12300	1000	00250	PHARMACY BOARD	426270--Pharmacies Licensing Fees	610,033.64
12300	1000	00250	PHARMACY BOARD	426280--Pharmacists Licensing Fees	1,588,461.66
12300	1000	00250	PHARMACY BOARD	426380--Resprtry Cre Prctnrs Lic Fees	27,726.40
12300	1000	00250	PHARMACY BOARD	426420--Wholesale Legend Drug Distr Lic	4,400.00
12320	1000	00250	OPTOMETRY BOARD	426260--Optometrists Licensing Fees	187,620.22
12320	1000	00250	OPTOMETRY BOARD	426261--Optometry IU Fee	34.00
12340	1000	00250	INDIANA MEDICAL LICENSING BD	426020--Acupuncture Licenses and Fees	12,310.00
12340	1000	00250	INDIANA MEDICAL LICENSING BD	426090--Chiropractic Licensing Fees	96,785.00
12340	1000	00250	INDIANA MEDICAL LICENSING BD	426230--Med or Osteopthc Dr Lic Fees	5,631,396.32
12340	1000	00250	INDIANA MEDICAL LICENSING BD	426250--Occupational Therapy Lic Fees	25,760.00
12340	1000	00250	INDIANA MEDICAL LICENSING BD	426251--Occ. Therapy Assistance Lic	27,785.00
12340	1000	00250	INDIANA MEDICAL LICENSING BD	426300--Physical Therapy Lic Fees	439,205.00
12340	1000	00250	INDIANA MEDICAL LICENSING BD	426310--Physical Assistant Lic Fees	210,400.00
12340	1000	00250	INDIANA MEDICAL LICENSING BD	426330--Podiatrists Licensing Fees	12,201.50
12340	1000	00250	INDIANA MEDICAL LICENSING BD	426340--Private Investigator Firm	50.00
12340	1000	00250	INDIANA MEDICAL LICENSING BD	426350--Professional Engnrs Lic Fees	100.00
12340	1000	00250	INDIANA MEDICAL LICENSING BD	426380--Resprtry Cre Prctnrs Lic Fees	18,335.00

Auditor of State
Schedule of Revenue
July 1, 2013 through June 30, 2014

PS Fund	CAFR Fund	BU	PS Fund Description	Source of Revenue	Revenue
12340	1000	00250	INDIANA MEDICAL LICENSING BD	426407--Genetic Counselor License Fee	1,780.00
12340	1000	00250	INDIANA MEDICAL LICENSING BD	429230--Inst Earn - PublicAccess Couns	5,000.00
12350	1000	00250	PSYCHOLOGISTS LICENSING BD	426360--Psychology Licensing Fees	56,100.00
12360	1000	00250	PLUMBING COMM	426320--Plumbing Fees	563,350.84
12370	1000	00250	BARBER EXAMINATION BOARD	426070--Barber License Fees	74,104.20
12380	1000	00250	AUCTIONEERS BD	426040--Architect Lic Fees	140.00
12380	1000	00250	AUCTIONEERS BD	426060--Auctioneer License Fee	21,350.00
12390	1000	00250	BEAUTY CULTURIST BOARD	426100--Cosmetology Licensing Fees	830,332.53
12390	1000	00250	BEAUTY CULTURIST BOARD	426110--Cosmetology Facility	146,688.77
12430	1000	00250	REAL ESTATE COMMISSION	426300--Physical Therapy Lic Fees	(50.00)
12430	1000	00250	REAL ESTATE COMMISSION	426370--Real Estate Licensing	1,244,724.74
12430	1000	00250	REAL ESTATE COMMISSION	426371--Real Estate Fac Licensing	90,301.07
12430	1000	00250	REAL ESTATE COMMISSION	429370--Wireless E911 Fee Income	8,775.00
12430	1000	00250	REAL ESTATE COMMISSION	649513--Real Estate Sales Person Licen	2,202.00
12440	1000	00250	MARRIAGE FAMILY THERAPIST CRED	426400--Marriage Family Therapist	57,654.57
12440	1000	00250	MARRIAGE FAMILY THERAPIST CRED	426401--Social Workers Lic Fee	392,241.71
12440	1000	00250	MARRIAGE FAMILY THERAPIST CRED	426402--Mental Health Counselor Lic	105,900.00
12440	1000	00250	MARRIAGE FAMILY THERAPIST CRED	426405--Addiction Counselor License F	14,775.00
12440	1000	00250	MARRIAGE FAMILY THERAPIST CRED	426406--Clinical Addiction Counsel Lic	74,409.14
12450	1000	00300	ADMINISTRATION GENERAL	425607--DNR - Copy Fee Revenue	79.14
12450	1000	00300	ADMINISTRATION GENERAL	431401--AD - Oil and Gas royalty along	30,743.39
12450	1000	00300	ADMINISTRATION GENERAL	431456--DNR Sale of Publications	2,104.70
12540	1000	00315	WAR MEMORIALS COMMISSION	451910--Restitution	(797.50)
12540	1000	00315	WAR MEMORIALS COMMISSION	463210--DONATION NOT FOR PROFITS	25.00
12561	1000	00190	CLOSED CIRCUIT TAX	417470--IGC Closed Circuit Tax	56,524.76
12561	1000	00190	CLOSED CIRCUIT TAX	422815--Renewal of Gambling Game Licen	394,200.00
12600	1000	00300	WATER - MINERALS	425607--DNR - Copy Fee Revenue	327.40
12670	1000	00250	VETERINARY EXAMINERS BOARD	426410--Veterinary Licensing Fees	257,443.97
12670	1000	00250	VETERINARY EXAMINERS BOARD	426411--Reg Vet Technician Lic	25,045.00
12680	1000	00351	BD OF ANIMAL HEALTH	420410--Animal Disposal Plant	4,090.00
12680	1000	00351	BD OF ANIMAL HEALTH	450260--Nonconsumer Settlements/Fees	900.00
12680	1000	00351	BD OF ANIMAL HEALTH	450411--Civil Penalties	125.00
12680	1000	00351	BD OF ANIMAL HEALTH	450710--Penalties	175.00
12710	1000	00090	FIREWORKS AND PUBLIC SAFETY FE	412010--State Sales Tax	2,270,480.00
12760	1000	00400	DEPARTMENT OF HEALTH	423080--Health Facility Fee	187,322.50
12760	1000	00400	DEPARTMENT OF HEALTH	423090--HmeHlth Agency Lic Fee	38,300.00
12760	1000	00400	DEPARTMENT OF HEALTH	423100--Hospice Prog Provider Cert Fee	9,400.00
12760	1000	00400	DEPARTMENT OF HEALTH	423120--Mobile Home Park License Fee	20,300.00
12760	1000	00400	DEPARTMENT OF HEALTH	423140--Plan Review Fees	16,700.00
12760	1000	00400	DEPARTMENT OF HEALTH	423150--Qualified Medication Aide Fee	160.00
12760	1000	00400	DEPARTMENT OF HEALTH	423160--Radiological Technician Lic	522,105.77
12760	1000	00400	DEPARTMENT OF HEALTH	423180--Vital Records Fees	376,610.07
12760	1000	00400	DEPARTMENT OF HEALTH	423185--Vital Record Special Studies	8.00
12760	1000	00400	DEPARTMENT OF HEALTH	423190--Water Testing Fees	94,066.50
12760	1000	00400	DEPARTMENT OF HEALTH	423240--ISDH Copy Fees	6,573.40
12760	1000	00400	DEPARTMENT OF HEALTH	441000--Fed Grant Revenue	368.00
12760	1000	00400	DEPARTMENT OF HEALTH	451610--ISDH Civil Penalties	143,700.00
12760	1000	00400	DEPARTMENT OF HEALTH	451615--ISDH State Fines	10,000.00
12760	1000	00400	DEPARTMENT OF HEALTH	649101--Agency Bill Back	9,945.50
12860	1000	00415	PSYCHIATRIC CHILDRENS CENTER	422064--Ind Supp Fed Medicaid MI State	1,258,079.60
12860	1000	00415	PSYCHIATRIC CHILDRENS CENTER	422065--Ind Supp Fed Medicaid MI Fed	2,554,598.75
12860	1000	00415	PSYCHIATRIC CHILDRENS CENTER	447000--Return of Prior Year Funds	8,012.00
12870	1000	00250	SPEECH PATHOLOGY/AUDIOLOGY	426390--Speech Lang Pathology Lic Fees	313,695.00
12870	1000	00250	SPEECH PATHOLOGY/AUDIOLOGY	426460--Audiology License Fee	44,750.00
12870	1000	00250	SPEECH PATHOLOGY/AUDIOLOGY	429390--CAD Services	495.00
12890	1000	00250	HEARING AID BD.	426180--Hearing Aid Dealers Lic Fees	17,914.37
12910	1000	00425	EVANSVILLE STATE HOSPITAL	420112--Self Pay Payments	276,478.39
12910	1000	00425	EVANSVILLE STATE HOSPITAL	422040--Institutional Clothing Fund	18,908.36
12910	1000	00425	EVANSVILLE STATE HOSPITAL	422060--Ind Supp Fed Medicare A	4,225.00
12910	1000	00425	EVANSVILLE STATE HOSPITAL	422061--Ind Supp Fed Medicare B	34,488.25
12910	1000	00425	EVANSVILLE STATE HOSPITAL	422062--Ind Supp Fed Medicare D	625,727.96
12910	1000	00425	EVANSVILLE STATE HOSPITAL	422063--Ind Supp Fed Soc Sec	784,510.30
12910	1000	00425	EVANSVILLE STATE HOSPITAL	422064--Ind Supp Fed Medicaid MI State	1,723,991.01
12910	1000	00425	EVANSVILLE STATE HOSPITAL	422065--Ind Supp Fed Medicaid MI Fed	3,429,095.58
12910	1000	00425	EVANSVILLE STATE HOSPITAL	430984--Sales - Meals	6,952.16
12920	1000	00430	MADISON STATE HOSPITAL	420112--Self Pay Payments	158,743.82
12920	1000	00430	MADISON STATE HOSPITAL	420360--Copies and Report Fees	5.10
12920	1000	00430	MADISON STATE HOSPITAL	422040--Institutional Clothing Fund	13,361.86
12920	1000	00430	MADISON STATE HOSPITAL	422060--Ind Supp Fed Medicare A	123,778.15
12920	1000	00430	MADISON STATE HOSPITAL	422061--Ind Supp Fed Medicare B	37,026.73
12920	1000	00430	MADISON STATE HOSPITAL	422062--Ind Supp Fed Medicare D	337,067.23
12920	1000	00430	MADISON STATE HOSPITAL	422063--Ind Supp Fed Soc Sec	417,309.49
12920	1000	00430	MADISON STATE HOSPITAL	422064--Ind Supp Fed Medicaid MI State	1,686,497.91
12920	1000	00430	MADISON STATE HOSPITAL	422065--Ind Supp Fed Medicaid MI Fed	3,413,118.43
12920	1000	00430	MADISON STATE HOSPITAL	430984--Sales - Meals	4,841.19
12940	1000	00435	LOGANSPORT STATE HOSPITAL	420112--Self Pay Payments	28,247.03

Auditor of State
Schedule of Revenue
July 1, 2013 through June 30, 2014

PS Fund	CAFR Fund	BU	PS Fund Description	Source of Revenue	Revenue
12940	1000	00435	LOGANSPORT STATE HOSPITAL	422040--Institutional Clothing Fund	43,239.75
12940	1000	00435	LOGANSPORT STATE HOSPITAL	422061--Ind Supp Fed Medicare B	12,981.86
12940	1000	00435	LOGANSPORT STATE HOSPITAL	422062--Ind Supp Fed Medicare D	371,915.49
12940	1000	00435	LOGANSPORT STATE HOSPITAL	422063--Ind Supp Fed Soc Sec	289,506.66
12940	1000	00435	LOGANSPORT STATE HOSPITAL	422064--Ind Supp Fed Medicaid MI State	685,545.21
12940	1000	00435	LOGANSPORT STATE HOSPITAL	422065--Ind Supp Fed Medicaid MI Fed	1,387,981.13
12940	1000	00435	LOGANSPORT STATE HOSPITAL	430982--Sales - County Clothing	774.00
12960	1000	00440	RICHMOND STATE HOSPITAL	420111--Other Third Party Pays	392.47
12960	1000	00440	RICHMOND STATE HOSPITAL	420112--Self Pay Payments	176,917.80
12960	1000	00440	RICHMOND STATE HOSPITAL	422040--Institutional Clothing Fund	20,460.22
12960	1000	00440	RICHMOND STATE HOSPITAL	422060--Ind Supp Fed Medicare A	143,433.99
12960	1000	00440	RICHMOND STATE HOSPITAL	422061--Ind Supp Fed Medicare B	44,417.53
12960	1000	00440	RICHMOND STATE HOSPITAL	422062--Ind Supp Fed Medicare D	647,639.19
12960	1000	00440	RICHMOND STATE HOSPITAL	422063--Ind Supp Fed Soc Sec	771,814.55
12960	1000	00440	RICHMOND STATE HOSPITAL	422064--Ind Supp Fed Medicaid MI State	1,216,170.96
12960	1000	00440	RICHMOND STATE HOSPITAL	422065--Ind Supp Fed Medicaid MI Fed	2,464,157.80
12960	1000	00440	RICHMOND STATE HOSPITAL	430984--Sales - Meals	692.85
12990	1000	00450	LARUE CARTER HOSPITAL	420111--Other Third Party Pays	4,000.00
12990	1000	00450	LARUE CARTER HOSPITAL	420112--Self Pay Payments	23,680.70
12990	1000	00450	LARUE CARTER HOSPITAL	420360--Copies and Report Fees	1,451.74
12990	1000	00450	LARUE CARTER HOSPITAL	422062--Ind Supp Fed Medicare D	491,408.67
12990	1000	00450	LARUE CARTER HOSPITAL	422063--Ind Supp Fed Soc Sec	239,030.23
12990	1000	00450	LARUE CARTER HOSPITAL	422064--Ind Supp Fed Medicaid MI State	3,346,699.16
12990	1000	00450	LARUE CARTER HOSPITAL	422065--Ind Supp Fed Medicaid MI Fed	6,792,860.30
12990	1000	00450	LARUE CARTER HOSPITAL	430185--Rental of Facility	9,386.00
12990	1000	00450	LARUE CARTER HOSPITAL	430984--Sales - Meals	744.00
12990	1000	00450	LARUE CARTER HOSPITAL	447000--Return of Prior Year Funds	19,630.42
13055	1000	00250	MASSAGE THERAPY BOARD	426403--Massage License Fee	68,430.00
13056	1000	00250	INTERIOR DESIGNER REGISTRY	426408--Interior Designers Registratio	23,500.00
13074	1000	00063	Voter System Technical Oversig	464190--MAINTENANCE SERVICES	1,500.00
13077	1000	00235	Bureau of Motor Vehicles	425006--Reinstate License or Permit	50.00
13077	1000	00235	Bureau of Motor Vehicles	425008--Vehicle Registration & Title F	2,757.60
13094	1000	00704	Indiana Charter School Board	425197--Admin. Fee	34,691.07
13200	1000	00400	CSHCN STATE MATCH	419100--State Property Tax	784.80
13250	1000	00040	LOAN BROKER REGULATION	427580--Loan Broker Fees	94,450.00
13260	1000	00405	FSSA-CENTRAL OFFICE	420220--Indiana Government Lease Space	2,708.30
13260	1000	00405	FSSA-CENTRAL OFFICE	420360--Copies and Report Fees	(189.24)
13260	1000	00405	FSSA-CENTRAL OFFICE	425234--Mailing Fees	(1,112.00)
13260	1000	00405	FSSA-CENTRAL OFFICE	429355--Continuing Ed Seminar Fees	(600.00)
13260	1000	00405	FSSA-CENTRAL OFFICE	447000--Return of Prior Year Funds	2,934.67
13260	1000	00405	FSSA-CENTRAL OFFICE	464190--MAINTENANCE SERVICES	(131.34)
13300	1000	00560	DEAF SCHOOL	420210--Cafeteria Operations	4,776.01
13310	1000	00570	IND VETERANS HOME	420360--Copies and Report Fees	33.84
13310	1000	00570	IND VETERANS HOME	421116--SPECIAL FUND MISCELLANEOUS	2,607.29
13310	1000	00570	IND VETERANS HOME	423634--Lost Badge Fee	27.00
13310	1000	00570	IND VETERANS HOME	429680--General Interest Income	48.67
13310	1000	00570	IND VETERANS HOME	430195--Rental of Properties	144,537.25
13310	1000	00570	IND VETERANS HOME	430984--Sales - Meals	4,330.10
13310	1000	00570	IND VETERANS HOME	472500--INSURANCE RECOVERY	1,930.62
13310	1000	00570	IND VETERANS HOME	649271--Archive Storage	(608.57)
13430	1000	00615	FOOD SERVICE	430210--Sales of State Land	10,001.00
13430	1000	00615	FOOD SERVICE	430984--Sales - Meals	317.00
13500	1000	00615	CORRECTIONS DEPARTMENT	420820--DOC Miscellaneous Revenues	89.48
13500	1000	00615	CORRECTIONS DEPARTMENT	430420--Sle of Per Prop - Surplus Prop	347.94
13600	1000	00618	MIAMI CORRECTIONAL FACILITY	644782--Toilet Paper	200.50
13610	1000	00630	PENDLETON CORR. FACILITY	430420--Sle of Per Prop - Surplus Prop	5,639.52
13610	1000	00630	PENDLETON CORR. FACILITY	643230--Boiler Inspections	(230.00)
13620	1000	00635	CORRECTIONAL INDUSTRIAL FAC	430420--Sle of Per Prop - Surplus Prop	315.50
13640	1000	00640	INDIANA WOMEN'S PRISON	430420--Sle of Per Prop - Surplus Prop	1,896.53
13640	1000	00640	INDIANA WOMEN'S PRISON	649792--Printing Service	(613.09)
13670	1000	00650	PUTNAMVILLE CORR. FACILITY	430420--Sle of Per Prop - Surplus Prop	20.00
13680	1000	00655	PENDLETON JUVENILE COR FACILIT	430420--Sle of Per Prop - Surplus Prop	190.50
13710	1000	00660	Indy Re-Entry Educ. Facility	437702--Clean Prod Janitorial	(227.22)
13720	1000	00661	CAMP SUMMIT	430420--Sle of Per Prop - Surplus Prop	50.00
13730	1000	00665	WABASH VALLEY CORR FACILITY	439345--Labor Charges	(580.00)
13760	1000	00675	BRANCHVILLE CORR. FACILITY	430420--Sle of Per Prop - Surplus Prop	10,625.50
13770	1000	00615	Educational Services	423690--GED Fees	12,800.59
13772	1000	00050	EXCISE, CVET & FIT ALLOCATIONS	413330--Excise Tax Welfare	42,716,082.35
13772	1000	00050	EXCISE, CVET & FIT ALLOCATIONS	413340--Excise tax School	189,890,876.07
13772	1000	00050	EXCISE, CVET & FIT ALLOCATIONS	749110--Com Vehicle Excise Tax School	14,721,179.00
13772	1000	00050	EXCISE, CVET & FIT ALLOCATIONS	749120--Com Vehicle Excise Tax-Welfare	2,967,647.00
13772	1000	00050	EXCISE, CVET & FIT ALLOCATIONS	749140--Financial Inst Tax-School	217,512.00
13772	1000	00050	EXCISE, CVET & FIT ALLOCATIONS	749150--Financial Inst Tax-Welfare	42,067.00
13780	1000	00680	WESTVILLE CORR FACILITY	430420--Sle of Per Prop - Surplus Prop	11,064.94
13810	1000	00685	ROCKVILLE CORR FACILITY	430420--Sle of Per Prop - Surplus Prop	224.50
13840	1000	00690	PLAINFIELD CORR. FACILITY	420820--DOC Miscellaneous Revenues	8,159.15

Auditor of State
Schedule of Revenue
July 1, 2013 through June 30, 2014

PS Fund	CAFR Fund	BU	PS Fund Description	Source of Revenue	Revenue
13840	1000	00690	PLAINFIELD CORR. FACILITY	430420--Sle of Per Prop - Surplus Prop	2,588.99
13850	1000	00695	RECEPTION DIAGNOSTIC CENTER	420820--DOC Miscellaneous Revenues	1,884.40
13950	1000	00700	TESTING & REMEDIATION	447000--Return of Prior Year Funds	12,346.32
13980	1000	00700	GIFTED/TALENTE	447000--Return of Prior Year Funds	88,541.68
14020	1000	00719	COMM FOR HIGHER EDUCATION	452130--Recovery Refunds	3,117.34
14120	1000	00730	LIBRARY - EXTENSION SERVICE	432110--STATE LIBRARY PUBLICATIONS FD	(13.50)
14120	1000	00730	LIBRARY - EXTENSION SERVICE	436130--Telephone - Centrex	47.57
14120	1000	00730	LIBRARY - EXTENSION SERVICE	464170--LIBRARY - EXTENSION SERVICE	28,788.29
14130	1000	00700	Special Education Alternative	447000--Return of Prior Year Funds	450.17
14150	1000	00730	STATEWIDE LIBRARY SERVICES	463240--Publns Gifts Donations	20.30
14420	1000	00700	EARLY INTERVENTION PROG ASSESS	447000--Return of Prior Year Funds	21,908.01
14535	1000	00672	MADISON JUVENILE CORRECTIONAL	425197--Admin. Fee	(199.00)
14550	1000	00063	NATIONAL VOTER REGISTRATION PR	464190--MAINTENANCE SERVICES	15,000.00
14900	1000	00100	TRF TO M.V.H. FD ST POLICE	420351--Primary Source Fees	6,413.84
14900	1000	00100	TRF TO M.V.H. FD ST POLICE	420360--Copies and Report Fees	367.65
14900	1000	00100	TRF TO M.V.H. FD ST POLICE	423635--Repayment for Lost Equipment	695.10
14900	1000	00100	TRF TO M.V.H. FD ST POLICE	428020--Firearms Licenses	232.92
14900	1000	00100	TRF TO M.V.H. FD ST POLICE	428030--Limited Criminal History Check	140.00
14900	1000	00100	TRF TO M.V.H. FD ST POLICE	429500--Toll Road Concessionair	7,233,280.92
14900	1000	00100	TRF TO M.V.H. FD ST POLICE	441000--Fed Grant Revenue	43,722.02
14930	1000	00700	TRF TO ST SCHOOL TUITION FND	447000--Return of Prior Year Funds	145,282.92
15050	1000	00503	MEDICAID	416200--Cigarette and Tobacco Prod Tax	10,794,219.43
15110	1000	00225	OCCUPATIONAL HEALTH & SAFETY	425507--Public Record Request	245.40
15392	1000	00190	COUNTY SLOT MACHINE WAGRING FE	422880--County Slot Wagering Fee	13,079,617.08
15460	1000	00700	DOE-SUPT'S OFFICE	444000--Private Grant Revenue	(587.10)
15460	1000	00700	DOE-SUPT'S OFFICE	447000--Return of Prior Year Funds	17,684.46
15520	1000	00700	Professional Standards Div.	447000--Return of Prior Year Funds	11,056.46
15570	1000	00700	TEXTBOOK REIMBURSEMENT	447000--Return of Prior Year Funds	8,874.32
16410	1000	00250	PRIVATE DETECTIVE LICENSING	426340--Private Investigator Firm	18,120.00
16410	1000	00250	PRIVATE DETECTIVE LICENSING	426341--Security Guard Agency	10,850.00
16510	1000	00250	REAL ESTATE APPRAISEL LICENSE	426030--Appraisal Licensing Fees	238,505.00
16510	1000	00250	REAL ESTATE APPRAISEL LICENSE	649512--Certified Residential Appraise	1,271.00
16610	1000	00090	MOTOR VEHICLE EXCISE BASE	413200--Auto Rental Excise Tax	1,459.34
16620	1000	00090	MOTOR VEHICLE PENALTY INTEREST	451310--Interest & Penalties	1,319.84
16640	1000	00505	EDUCATION EMPLOY RELATIONS BD	428150--Mediation Services	126.00
16690	1000	00502	ADOPTION SVS STATE APPROP	447000--Return of Prior Year Funds	1,544.26
16950	1000	00032	CHILD RESTRAINT SYSTEM FUND	455100--Child Restraint Fees	144,014.74
16960	1000	00048	ECONOMIC STAB FD 1C 4-10-18-2	429609--Rainy Day Fund Interest Inc	329,429.39
16960	1000	00048	ECONOMIC STAB FD 1C 4-10-18-2	429650--CD Interest Income	78,567.50
16960	1000	00048	ECONOMIC STAB FD 1C 4-10-18-2	429660--Government Interest Income	643,676.68
16960	1000	00048	ECONOMIC STAB FD 1C 4-10-18-2	429665--Sec Lending Interest income	8,969.89
16990	1000	00063	VOTING SYS TECH OVERSIGHT PROG	464190--MAINTENANCE SERVICES	10,500.00
17022	1000	00502	FAMILY & CHILDREN FUND	447000--Return of Prior Year Funds	384,656.47
17022	1000	00502	FAMILY & CHILDREN FUND	463050--DESIGNATED DONATION	1,617,085.40
17022	1000	00502	FAMILY & CHILDREN FUND	464180--LOCAL PROJECTS	(433,073.75)
17026	1000	00503	MEDICAL ASSIST TO WARDS (MAW)	419100--State Property Tax	299.59
17036	1000	00050	GAMING TAX	415150--Pull Tab Taxes	403,515.41
17036	1000	00050	GAMING TAX	740826--RvrbAdmTax -IHRC	12,384,313.95
17036	1000	00050	GAMING TAX	740827--RvrbAdmTax-LakeCoCredits	8,759,074.00
17036	1000	00050	GAMING TAX	740828--Riverboat Wagering Tax	363,316,925.64
17036	1000	00050	GAMING TAX	740830--Slots Wagering Tax	110,711,386.00
17040	1000	00022	JUDICIAL BRANCH INS ADJUST ACC	424040--Judicial Insur Adjustment Fee	911,445.33
17050	1000	00263	HOME OWNERSHIP EDUCATION	426404--Mortgage Foreclosure Counsel	1,074,577.23
17060	1000	00046	HOMEOWNER PROTECTION UNIT	424025--Automated Record Keeping Fee	592,969.05
17060	1000	00046	HOMEOWNER PROTECTION UNIT	429330--Homeowner Prot Mortgage Fee	364,209.75
17060	1000	00046	HOMEOWNER PROTECTION UNIT	472350--Jury Duty	42.80
17120	1000	00032	SEXUAL ASSAULT VICTIMS ASSIST	424110--Sexual Assault Victims As Fee	30,589.48
17130	1000	00250	IMPAIRED NURSES PROGRAM	426430--Impaired Nurse Program	1,442,298.50
17170	1000	00040	SECURITIES DIV ENFORCEMENT FD	451215--SOS Enforcement Penalties	134,084.50
17240	1000	00048	DUPLICATE REDEMPTION RECOVERY	452130--Recovery Refunds	609.57
17250	1000	00050	MOTOR VEH EXCISE TAX REPLACE	740754--Excise Tax Cut Replace Distrb	236,212,440.00
17290	1000	00061	IDOA PARKING FACILITIES	420230--State Parking Garages Fee	1,197,362.15
17330	1000	00061	PAPER RECYCLING	430955--Sales - PAPER RECYCLING	23,385.44
17330	1000	00061	PAPER RECYCLING	452130--Recovery Refunds	1,988.34
17350	1000	00250	IMPAIRED PHARMACISTS	426440--Impaired Pharmacist Prog	228,736.00
17380	1000	00100	INSURANCE RECOVERY	472300--Gen/Admin - Insurance Recovery	103,008.91
17390	1000	00385	CONTINGENCY FUND	452030--Restitution	14,091.13
17460	1000	00036	VALUE ADDED RESEARCH FUND	429608--General Loan Interest Inc	3,500.00
17510	1000	00300	INSURANCE RECOVERY	425629--FR - vandalism reimbursement r	1,418.32
17510	1000	00300	INSURANCE RECOVERY	425808--SP&R - Damage Fee	12,300.27
17510	1000	00300	INSURANCE RECOVERY	451045--DNR - Restitution	256.00
17510	1000	00300	INSURANCE RECOVERY	472300--Gen/Admin - Insurance Recovery	1,528.17
17510	1000	00300	INSURANCE RECOVERY	472500--INSURANCE RECOVERY	100.00
17610	1000	00400	MEDICARE/MEDICAID CERT	423010--Abortion Clinic License Fees	7,000.00
17610	1000	00400	MEDICARE/MEDICAID CERT	423030--Amb Outp Surgical Ctr Lic Fee	2,500.00
17610	1000	00400	MEDICARE/MEDICAID CERT	423060--Birthing Ceter License Fees	1,000.00

Auditor of State
Schedule of Revenue
July 1, 2013 through June 30, 2014

PS Fund	CAFR Fund	BU	PS Fund Description	Source of Revenue	Revenue
17610	1000	00400	MEDICARE/MEDICAID CERT	423080--Health Facility Fee	427,656.50
17610	1000	00400	MEDICARE/MEDICAID CERT	423090--HmeHlth Agency Lic Fee	57,450.00
17610	1000	00400	MEDICARE/MEDICAID CERT	423095--Persnl Core Serv Agency License	113,750.00
17610	1000	00400	MEDICARE/MEDICAID CERT	423100--Hospice Prog Provider Cert Fee	3,000.00
17610	1000	00400	MEDICARE/MEDICAID CERT	423110--Hospital License Fees	493,000.00
17610	1000	00400	MEDICARE/MEDICAID CERT	423140--Plan Review Fees	75,500.00
17610	1000	00400	MEDICARE/MEDICAID CERT	423150--Qualified Medication Aide Fee	23,629.77
17610	1000	00400	MEDICARE/MEDICAID CERT	649101--Agency Bill Back	2,772.50
17610	1000	00400	MEDICARE/MEDICAID CERT	649102--Training	240.00
17750	1000	00570	INSURANCE RECOVERY	472500--INSURANCE RECOVERY	330.76
17760	1000	00615	JUVENILE TRAVEL EXPENSES	420820--DOC Miscellaneous Revenues	92,500.00
17760	1000	00615	JUVENILE TRAVEL EXPENSES	430210--Sales of State Land	237,070.00
17800	1000	00615	WORK RELEASE IC 11-10-8-6.5	429360--Work Release Fees	592,733.12
17880	1000	00062	PHOTO LABORATORY FUND	420360--Copies and Report Fees	11,588.72
17880	1000	00062	PHOTO LABORATORY FUND	428126--Photogrammetry Services	103,039.96
17880	1000	00062	PHOTO LABORATORY FUND	430420--Sle of Per Prop - Surplus Prop	106.00
17880	1000	00062	PHOTO LABORATORY FUND	430720--Sale Serv - Photo Lab	4,271.01
17880	1000	00062	PHOTO LABORATORY FUND	431431--FR - scrap revenue	787.00
17880	1000	00062	PHOTO LABORATORY FUND	437738--Storage Optn - Mobile Storage	4,071.95
17880	1000	00062	PHOTO LABORATORY FUND	644340--Micrographic Services	193,842.08
17880	1000	00062	PHOTO LABORATORY FUND	644341--Copy services	332.00
17880	1000	00062	PHOTO LABORATORY FUND	644739--Storage Optn - Boxes	44,322.65
17880	1000	00062	PHOTO LABORATORY FUND	649370--Shredding Services	24,393.04
17930	1000	00026	DRUG AND ALCOHOL PROGRAMS FUND	424090--Payments to Judicial Conf	1,650.00
17930	1000	00026	DRUG AND ALCOHOL PROGRAMS FUND	740301--Court Cost Tf Per IC 33-37-7-9	302,430.00
18010	1000	00250	Architect and Landscape Archt	426048--Architect and Landscape Archt	73,540.00
18200	1000	00160	OPERATION OF VETERAN'S CEMETER	426163--Funeral PreNeed	8,665.00
18200	1000	00160	OPERATION OF VETERAN'S CEMETER	429650--CD Interest Income	3,957.59
18200	1000	00160	OPERATION OF VETERAN'S CEMETER	463120--LAW ENFORCEMENT TRAINING	50.00
18200	1000	00160	OPERATION OF VETERAN'S CEMETER	463210--DONATION NOT FOR PROFITS	250.00
18740	1000	00046	TORT CLAIMS	420512--ATG Court Costs	300.00
18810	1000	00090	MAJESTIC STAR II-GARY	415200--Riverboat Admission Tax	3,445,521.00
18820	1000	00090	MAJESTIC STAR I-GARY	415200--Riverboat Admission Tax	3,445,521.00
18830	1000	00090	RESORTS-EAST CHICAGO	415200--Riverboat Admission Tax	7,184,295.00
18840	1000	00090	HORSESHOE-HAMMOND	415200--Riverboat Admission Tax	13,340,917.31
18850	1000	00090	BLUE CHIP CASINO-MICHIGAN CITY	415200--Riverboat Admission Tax	6,824,973.00
18860	1000	00090	FRNCH LICK CASINO ORNGE CO ADM	415200--Riverboat Admission Tax	2,515,728.65
18870	1000	00090	CASINO AZTAR-EVANSVILLE	415200--Riverboat Admission Tax	3,360,831.00
18880	1000	00090	GRAND VICTORIA-RISING SUN	415200--Riverboat Admission Tax	2,465,724.00
18890	1000	00090	ARGOSY CASINO-LAWRENCEBURG	415200--Riverboat Admission Tax	5,616,291.00
18900	1000	00090	CEASAR'S INDIANA-HARRISON CNTY	415200--Riverboat Admission Tax	6,285,603.00
18910	1000	00090	BELTERRA-SWITZERLAND COUNTY	415200--Riverboat Admission Tax	3,705,198.00
18920	1000	00265	HRC FEES, FINES, & PENALTIES	423317--School Application	313.50
18920	1000	00265	HRC FEES, FINES, & PENALTIES	423617--ID License Fee	170,797.55
18920	1000	00265	HRC FEES, FINES, & PENALTIES	423618--HP License Fee	110,539.50
18920	1000	00265	HRC FEES, FINES, & PENALTIES	423619--ARCI Print Fees	630.00
18920	1000	00265	HRC FEES, FINES, & PENALTIES	423620--Permit Application Fees	10,000.00
18920	1000	00265	HRC FEES, FINES, & PENALTIES	423631--Gaming Integrity Fees	2,359.75
18920	1000	00265	HRC FEES, FINES, & PENALTIES	423640--Track Permit and Sate Lic Fees	4,000.00
18920	1000	00265	HRC FEES, FINES, & PENALTIES	428040--National Criminal History Chck	850.00
18920	1000	00265	HRC FEES, FINES, & PENALTIES	450710--Penalties	29,305.00
18920	1000	00265	HRC FEES, FINES, & PENALTIES	450720--Horse Racing Com Penalties	32,250.00
18930	1000	00760	VETERINARY RESEARCH	472200--Vet Research Purdue	150,000.00
18940	1000	00090	PARI-MUTUAL TAXES	415800--Parimutuel Wagering Tax	1,963,193.23
19041	1000	00061	Dept of Admin GF PM	447000--Return of Prior Year Funds	36.57
19421	1000	00645	New Castle Corr Fac GF PM	420820--DOC Miscellaneous Revenues	40.69
19600	1000	00090	Excess Gen Fund Reserves FY12	411100--Ind Adj Gross Income Tax	(7,248,522.00)
19600	1000	00090	Excess Gen Fund Reserves FY12	740200--Transfer Excess GF Reserves	(558,109.00)
41110	1000	00800	Major Moves 2020 Trust Fund	429660--Government Interest Income	19,688.90
			Total of Fund		15,039,695,768.00
31110	2060	00400	ADOPTION MEDICAL HISTORY	423020--Adoption Fees	221,130.16
			Total of Fund		221,130.16
31310	2090	00032	VICTIM & WITNESS ASSISTANCE	740290--RecurStatXfr Fam Violence Vict	603,999.96
			Total of Fund		603,999.96
31610	2130	00730	STATEWIDE LIBRARY CARD PROGRAM	464170--LIBRARY - EXTENSION SERVICE	167,114.00
			Total of Fund		167,114.00
31910	2170	00400	NEWBORN SCREENING	423130--Newborn Screening Fee	2,530,170.00

Auditor of State
Schedule of Revenue
July 1, 2013 through June 30, 2014

PS Fund	CAFR Fund	BU	PS Fund Description	Source of Revenue	Revenue
Total of Fund					2,530,170.00
32210	2200	00100	STATE POLICE TRAINING	450260--Nonconsumer Settlements/Fees	566,155.74
Total of Fund					566,155.74
32310	2210	00250	RECOVERY REAL ESTATE	426371--Real Estate Fac Licensing	(5.50)
32310	2210	00250	RECOVERY REAL ESTATE	426372--Real Estate Recovery	151,259.90
32310	2210	00250	RECOVERY REAL ESTATE	426403--Massage License Fee	286.50
32310	2210	00250	RECOVERY REAL ESTATE	429650--CD Interest Income	1,466.12
Total of Fund					153,007.02
32410	2220	00250	RECOVERY PLUMBERS	429650--CD Interest Income	2,006.09
Total of Fund					2,006.09
32510	2230	00250	RECOVERY AUCTIONEER	429650--CD Interest Income	1,516.47
Total of Fund					1,516.47
32610	2240	00032	ALCOHOL & DRUG COUNTERMEASURE	740280--RecurStatXfr- State User Fee	385,884.80
Total of Fund					385,884.80
32710	2260	00235	DEALER INVESTIGATOR EXPENSES	740225--Public Safety Fee Transfer	22,100.68
32720	2260	00100	LICENSE FEE IC 9-29-1-5	425007--Odometer Fees	101,759.47
32720	2260	00100	LICENSE FEE IC 9-29-1-5	429690--Investment Income	266.00
32720	2260	00100	LICENSE FEE IC 9-29-1-5	740225--Public Safety Fee Transfer	14,733.79
32730	2260	00046	LICENSE FEE IC 9-29-1-5	450230--Consumer Settlements	18,277.76
32730	2260	00046	LICENSE FEE IC 9-29-1-5	740225--Public Safety Fee Transfer	7,366.89
32740	2260	00235	MOTOR VEHICLE ODOMETER	425007--Odometer Fees	120.10
32740	2260	00235	MOTOR VEHICLE ODOMETER	429690--Investment Income	72,727.11
Total of Fund					237,351.80
32810	2270	00090	MOTOR CARRIER REGULATION	400400--Prior Period Adjustment	(740,799.00)
32810	2270	00090	MOTOR CARRIER REGULATION	414600--Motor Carrier Surcharge Tax	9,818,122.29
32810	2270	00090	MOTOR CARRIER REGULATION	427447--Auto Vehicle ID Statute	4,150.00
32810	2270	00090	MOTOR CARRIER REGULATION	427448--Motor Carrier Passenger Permit	2,476,285.50
32810	2270	00090	MOTOR CARRIER REGULATION	450411--Civil Penalties	47,013.90
32850	2270	00090	AUTOMATED VEHICLE ID FEE	427440--Motor Carrier Permit Fees	85,501.00
32860	2270	00090	SSRS FEES	427440--Motor Carrier Permit Fees	3,768.10
Total of Fund					11,694,041.79
32910	2290	00300	OIL GAS ENVIRONMENTAL	425731--O&G - Environmental Annual Wel	216,615.00
32910	2290	00300	OIL GAS ENVIRONMENTAL	451021--DNR - Fines/Penalties	78,040.00
32999	2290	00050	CLOSING CENTER	429650--CD Interest Income	1,870.56
Total of Fund					296,525.56
33210	2350	00100	DRUG INTERDICTION	450260--Nonconsumer Settlements/Fees	44.00
33210	2350	00100	DRUG INTERDICTION	740280--RecurStatXfr- State User Fee	216,899.20
Total of Fund					216,943.20
33310	2360	00615	CORRECTIONS DRUG ABUSE	740280--RecurStatXfr- State User Fee	144,771.20
33399	2360	00050	CLOSING CENTER	429650--CD Interest Income	606.66
Total of Fund					145,377.86
33410	2380	00039	DRUG PROSECUTION	740280--RecurStatXfr- State User Fee	120,556.80
Total of Fund					120,556.80
33510	2390	00022	PUBLIC DEFENDER COMMISSION	740301--Court Cost Tf Per IC 33-37-7-9	7,400,000.00
Total of Fund					7,400,000.00
33710	2420	00400	RADON GAS TRUST	423170--Radon Gas Certifications	16,100.00
Total of Fund					16,100.00
33810	2440	00760	WINE GRAPE MARKET	416100--Alcoholic Beverage Taxes	553,065.40

Auditor of State
Schedule of Revenue
July 1, 2013 through June 30, 2014

PS Fund	CAFR Fund	BU	PS Fund Description	Source of Revenue	Revenue
Total of Fund					553,065.40
33910	2450	00719	FREEDOM OF CHOICE	452130--Recovery Refunds	406,156.00
Total of Fund					406,156.00
34010	2460	00719	HIGHER EDUCATION	452130--Recovery Refunds	205,746.28
Total of Fund					205,746.28
54610	2480	00385	EMERGENCY MED SVC RESTITUTION	452330--EMS Restitution	1,462.00
Total of Fund					1,462.00
34310	2500	00265	IND HORSE RACING OPERATING	420360--Copies and Report Fees	25.50
34310	2500	00265	IND HORSE RACING OPERATING	749165--Pari-Mutuel Tax Transfer	1,570,310.87
34320	2500	00265	STANDARD BRED	415410--Hoosier Park Slot Tax	6,116,480.95
34320	2500	00265	STANDARD BRED	415420--Indiana Downs Slot Tax	5,931,900.48
34320	2500	00265	STANDARD BRED	423611--ID Outs Tickets	392,604.88
34320	2500	00265	STANDARD BRED	423613--HP Breakage	131,564.24
34320	2500	00265	STANDARD BRED	423614--ID Breakage	82,173.67
34320	2500	00265	STANDARD BRED	423622--HP ISS 2Yr Nomination	537,300.00
34320	2500	00265	STANDARD BRED	423623--ID ISS 3Yr Nomination	301,300.00
34320	2500	00265	STANDARD BRED	423625--ID ISS Aged Nomination	49,500.00
34320	2500	00265	STANDARD BRED	423641--HP-Late Closers	91,250.00
34320	2500	00265	STANDARD BRED	423643--Fair Circuit	4,200.00
34320	2500	00265	STANDARD BRED	423660--Total Standardbred	5,600.00
34330	2500	00265	THOROUGHBRED	415410--Hoosier Park Slot Tax	5,093,184.77
34330	2500	00265	THOROUGHBRED	415420--Indiana Downs Slot Tax	4,945,520.38
34330	2500	00265	THOROUGHBRED	423611--ID Outs Tickets	98,008.10
34330	2500	00265	THOROUGHBRED	423613--HP Breakage	131,564.32
34330	2500	00265	THOROUGHBRED	423614--ID Breakage	82,173.59
34330	2500	00265	THOROUGHBRED	423632--Thoroughbred Late Fee	30,700.00
34330	2500	00265	THOROUGHBRED	423633--Quarterhorse Late Fee	400.00
34330	2500	00265	THOROUGHBRED	452130--Recovery Refunds	2,200.00
34340	2500	00265	QUARTERHORSE	415410--Hoosier Park Slot Tax	664,328.45
34340	2500	00265	QUARTERHORSE	415420--Indiana Downs Slot Tax	584,207.99
34340	2500	00265	QUARTERHORSE	423611--ID Outs Tickets	42,662.00
34340	2500	00265	QUARTERHORSE	423613--HP Breakage	22,880.83
34340	2500	00265	QUARTERHORSE	423614--ID Breakage	14,291.02
34340	2500	00265	QUARTERHORSE	423633--Quarterhorse Late Fee	5,900.00
34360	2500	00265	FINGERPRINT FEES	423614--ID Breakage	6.00
34360	2500	00265	FINGERPRINT FEES	423619--ARCI Print Fees	8,551.00
34360	2500	00265	FINGERPRINT FEES	423634--Lost Badge Fee	13,516.00
Total of Fund					26,954,305.04
34410	2530	00495	STATE SOLID WASTE MANAGEMENT	421350--Solid waste disposal fee	2,722,735.66
34420	2530	00495	SOLID STATE WASTE MGMT FD TRAN	445000--Fed Indirect Cost Revenue	45,217.72
Total of Fund					2,767,953.38
34510	2540	00032	DRUG FREE COMMUNITIES	740280--RecurStatXfr- State User Fee	578,827.20
Total of Fund					578,827.20
34610	2550	00400	BIRTH PROBLEMS REGISTRY	423050--Birth Problems Registry Fee	39,228.00
34610	2550	00400	BIRTH PROBLEMS REGISTRY	649101--Agency Bill Back	2,282.00
Total of Fund					41,510.00
34710	2570	00400	MOTOR FUEL INSPECTION PROGRAM	423200--Motor Fuel Outlet Regs Fees	168,950.00
Total of Fund					168,950.00
34810	2580	00495	RECYCLING MARKETING OPERATE	445000--Fed Indirect Cost Revenue	1,072.38
34820	2580	00495	RPAF TIPPING FEES RECEIVING AC	427467--RPAF Tipping Fees	2,710,799.81
34840	2580	00495	Recycling Transfer Fund	445000--Fed Indirect Cost Revenue	36,064.10
Total of Fund					2,747,936.29
34920	2600	00230	ALCOHOLIC BEV ENF OFFICER TRNG	420340--Employee's Permits	3,290.00
34920	2600	00230	ALCOHOLIC BEV ENF OFFICER TRNG	420358--Excise Training Fees	2,136.20
Total of Fund					5,426.20

Auditor of State
Schedule of Revenue
July 1, 2013 through June 30, 2014

PS Fund	CAFR Fund	BU	PS Fund Description	Source of Revenue	Revenue
35010	2610	00220	WORKER COMP SUPPLEMENTAL ADMIN	427455--Filing Fee-Provider Fee Claims	15,960.00
35010	2610	00220	WORKER COMP SUPPLEMENTAL ADMIN	427464--WORKERS COMP POLICY FEES	170,798.00
35010	2610	00220	WORKER COMP SUPPLEMENTAL ADMIN	428150--Mediation Services	7,700.00
35010	2610	00220	WORKER COMP SUPPLEMENTAL ADMIN	428510--Independent Contractor Fees	148,969.00
35010	2610	00220	WORKER COMP SUPPLEMENTAL ADMIN	428530--Wrkrs Comp Self Insur Fee	32,500.00
35010	2610	00220	WORKER COMP SUPPLEMENTAL ADMIN	450411--Civil Penalties	7,800.00
Total of Fund					383,727.00
35110	2620	00300	ENTOMOLOGY/PLANT PATHOLOGY	425420--DNR - Service Charges	(23.00)
35110	2620	00300	ENTOMOLOGY/PLANT PATHOLOGY	425434--Entomology - nursery dealers I	191,477.00
35110	2620	00300	ENTOMOLOGY/PLANT PATHOLOGY	425437--Entomology - phytosanitary cer	126,120.00
35110	2620	00300	ENTOMOLOGY/PLANT PATHOLOGY	425858--SP&R - Admin Rev	300.00
35110	2620	00300	ENTOMOLOGY/PLANT PATHOLOGY	431431--FR - scrap revenue	156.00
Total of Fund					318,030.00
35310	2640	00495	WASTE TIRE MANAGEMENT	421072--WASTE TIRE FACILITY	8,395.00
35310	2640	00495	WASTE TIRE MANAGEMENT	421099--ENFORCEMENT FINE/PEN WASTETIRE	25,699.96
35320	2640	00495	WASTE TIRE MANAGEMENT -P	400400--Prior Period Adjustment	650.00
35320	2640	00495	WASTE TIRE MANAGEMENT -P	427470--DOR IDEM Fees	1,467,635.28
35330	2640	00495	WASTE TIRE MGMT. FUND-TRANSFER	445000--Fed Indirect Cost Revenue	66,463.94
Total of Fund					1,568,844.18
35410	2650	00190	CHARITY GAMING ENFORCEMENT	415100--Charity Gaming Excise Tax	1,138,739.51
35410	2650	00190	CHARITY GAMING ENFORCEMENT	422810--Charity Gaming License Fee	3,849,690.00
35410	2650	00190	CHARITY GAMING ENFORCEMENT	450610--Charity Gaming Penalties	232,501.57
Total of Fund					5,220,931.08
35510	2660	00225	EMPLOYMENT OF YOUTH	450810--Child Labor Law Penalties	89,069.80
Total of Fund					89,069.80
35610	2670	00250	PRENEED CONSUMER PROTECTION	426163--Funeral PreNeed	273,096.00
Total of Fund					273,096.00
35710	2680	00495	VOLUNTARY CLEAN-UP PROGRAM	421122--VRP COST RECOVERY	1,184,830.30
35710	2680	00495	VOLUNTARY CLEAN-UP PROGRAM	421124--VRP APPLICATION	29,000.02
Total of Fund					1,213,830.32
35810	2690	00719	ADMINISTRATIVE-21ST CENTURY	452130--Recovery Refunds	56,825.12
35820	2690	00719	21ST CENTURY-AWARDS	452130--Recovery Refunds	39,476.00
Total of Fund					96,301.12
35910	2700	00500	CHILD CARE	422540--Child Care Ministries	35,460.00
Total of Fund					35,460.00
36010	2710	00300	LAKE ENHANCEMENT	425267--LARE Fee	2,634,750.72
36010	2710	00300	LAKE ENHANCEMENT	425607--DNR - Copy Fee Revenue	8.00
36010	2710	00300	LAKE ENHANCEMENT	425750--O/R - Off Road Vehicle registr	(735.00)
36020	2710	00300	CONSER OFFICERS MARINE ENFORCE	425267--LARE Fee	1,140,719.28
Total of Fund					3,774,743.00
36110	2720	00240	CORONERS' TRAINING BOARD	420881--Coroners Training Board	742,817.16
Total of Fund					742,817.16
36220	2760	00495	INVESTMENTS	421012--ANNUAL - FESOP FEES	965,625.00
36220	2760	00495	INVESTMENTS	421016--ANNUAL - SSOA COAL FEES	42,450.00
36220	2760	00495	INVESTMENTS	421018--ANNUAL - TITLE V FEES	9,055,306.57
36220	2760	00495	INVESTMENTS	421030--FESOP FEES	364,125.00
36220	2760	00495	INVESTMENTS	421040--ANNUAL - SSOA GRAVEL	42,000.00
36220	2760	00495	INVESTMENTS	421044--TITLE V	761,125.00
36220	2760	00495	INVESTMENTS	421095--ENFORCEMENT FINE/TITLE V	9,708.75
36230	2760	00495	TITLE V OPER. PERMIT TRST FD-T	445000--Fed Indirect Cost Revenue	425,673.69
Total of Fund					11,666,014.01
54710	2770	00090	CONTROLLED SUBSTANCE EXCISE TA	413500--Control Substance Excise Tax	175.00

Auditor of State
Schedule of Revenue
July 1, 2013 through June 30, 2014

PS Fund	CAFR Fund	BU	PS Fund Description	Source of Revenue	Revenue
Total of Fund					175.00
36310	2780	00032	INDIANA SAFE SCHOOLS	740280--RecurStatXfr- State User Fee	400,052.80
Total of Fund					400,052.80
73110	2790	00057	ALLEN COUNTY PSCDA	418650--PSDA Tax	2,487,606.00
73110	2790	00057	ALLEN COUNTY PSCDA	740831--LOIT Transfer In û PSCDA	512,394.00
73130	2790	00057	INDIANAPOLIS PSCDA	418650--PSDA Tax	13,319,949.00
73130	2790	00057	INDIANAPOLIS PSCDA	740831--LOIT Transfer In û PSCDA	2,163,458.00
73140	2790	00057	SOUTH BEND PSCDA	418650--PSDA Tax	574,579.00
73140	2790	00057	SOUTH BEND PSCDA	740831--LOIT Transfer In û PSCDA	31,903.00
73145	2790	00090	STADIUM PSCDA	418650--PSDA Tax	9,044,855.00
73150	2790	00057	EVANSVILLE PSCDA	418650--PSDA Tax	117,796.00
73150	2790	00057	EVANSVILLE PSCDA	740831--LOIT Transfer In û PSCDA	5,156.00
Total of Fund					28,257,696.00
36410	2800	00210	DEPT OF INSURANCE-OPERATING	423920--InsurAgts and Related Lic	5,070,710.00
36410	2800	00210	DEPT OF INSURANCE-OPERATING	423930--Insurance Cmpny Examtn Fee	3,468,258.78
36410	2800	00210	DEPT OF INSURANCE-OPERATING	423940--InsurCmpny Filing and Serv Fee	740,098.14
36410	2800	00210	DEPT OF INSURANCE-OPERATING	423990--Retaliatory Fees	2,011,752.00
Total of Fund					11,290,818.92
36510	2810	00235	FINANCIAL RESP COMPLIANCE-OPER	425005--Mtr Veh Fin Resp Fee	7,028,051.00
Total of Fund					7,028,051.00
36610	2820	00315	INDIANA BATTLE FLAGS	463050--DESIGNATED DONATION	657.79
36610	2820	00315	INDIANA BATTLE FLAGS	463210--DONATION NOT FOR PROFITS	9.35
Total of Fund					667.14
36710	2830	00495	SOLID WASTE MNGT-PERMITTING	447000--Return of Prior Year Funds	3,089.65
36720	2830	00495	ENVIRON MGMT PERMIT OPER FD-TR	421020--ASBESTOS ACCREDITATION	30.00
36720	2830	00495	ENVIRON MGMT PERMIT OPER FD-TR	421046--CONFINED FEEDING FACILITY APP	9,600.00
36720	2830	00495	ENVIRON MGMT PERMIT OPER FD-TR	421051--HW FACILITY GENERATOR ANUL FEE	1,624,229.00
36720	2830	00495	ENVIRON MGMT PERMIT OPER FD-TR	421052--HW FACILITY PERMIT APPLICATION	165,500.00
36720	2830	00495	ENVIRON MGMT PERMIT OPER FD-TR	421054--INDIVIDUAL NPDES CONFINED FEED	350.00
36720	2830	00495	ENVIRON MGMT PERMIT OPER FD-TR	421060--SOLID WASTE DISPOSAL FEE REPOR	1,063,994.52
36720	2830	00495	ENVIRON MGMT PERMIT OPER FD-TR	421062--SOLID WASTE FACILITY APP & REG	305,797.00
36720	2830	00495	ENVIRON MGMT PERMIT OPER FD-TR	421068--SW WELLS ANNUAL FEE	1,866,112.50
36720	2830	00495	ENVIRON MGMT PERMIT OPER FD-TR	421074--WASTEWATER DISPOSAL SITE APP	1,890.00
36720	2830	00495	ENVIRON MGMT PERMIT OPER FD-TR	421128--COAL MINES	2,500.00
36720	2830	00495	ENVIRON MGMT PERMIT OPER FD-TR	421132--DW COMMUNITY WATER SUPPLY	1,821,177.22
36720	2830	00495	ENVIRON MGMT PERMIT OPER FD-TR	421134--DW NON TRANSIENT NON COMMUNITY	121,704.00
36720	2830	00495	ENVIRON MGMT PERMIT OPER FD-TR	421136--DW TRANSIENT NON COMMUNITY	279,700.03
36720	2830	00495	ENVIRON MGMT PERMIT OPER FD-TR	421138--GENERAL COAL MINE	31,050.00
36720	2830	00495	ENVIRON MGMT PERMIT OPER FD-TR	421142--INDUSTRIAL WASTE PRETREAT APP	1,350.00
36720	2830	00495	ENVIRON MGMT PERMIT OPER FD-TR	421144--MAJOR FEDERAL	3,060.00
36720	2830	00495	ENVIRON MGMT PERMIT OPER FD-TR	421146--MAJOR INDUSTRIAL	717,448.00
36720	2830	00495	ENVIRON MGMT PERMIT OPER FD-TR	421148--MAJOR MUNICIPAL	1,325,500.00
36720	2830	00495	ENVIRON MGMT PERMIT OPER FD-TR	421152--MINOR FEDERAL	7,200.00
36720	2830	00495	ENVIRON MGMT PERMIT OPER FD-TR	421154--MINOR INDUSTRIAL	346,126.40
36720	2830	00495	ENVIRON MGMT PERMIT OPER FD-TR	421156--MINOR MUNICIPAL	840,000.00
36720	2830	00495	ENVIRON MGMT PERMIT OPER FD-TR	421158--MINOR PUBLIC WATER SUPPLY	87,400.00
36720	2830	00495	ENVIRON MGMT PERMIT OPER FD-TR	421160--MINOR SEMI-PUBLIC	101,625.00
36720	2830	00495	ENVIRON MGMT PERMIT OPER FD-TR	421162--MINOR STATE FACILITIES	33,940.00
36720	2830	00495	ENVIRON MGMT PERMIT OPER FD-TR	421166--STORMWATER RULE 13 APP FEE	7,000.00
36720	2830	00495	ENVIRON MGMT PERMIT OPER FD-TR	421168--STORMWATER RULE 5 APP FEE	184,300.00
36720	2830	00495	ENVIRON MGMT PERMIT OPER FD-TR	421170--STORMWATER RULE 6 APP FEE	22,150.00
36720	2830	00495	ENVIRON MGMT PERMIT OPER FD-TR	421172--WASTEWATER NPDES APP FEE	17,300.00
36720	2830	00495	ENVIRON MGMT PERMIT OPER FD-TR	421176--PRETREATMENT	56,875.00
36720	2830	00495	ENVIRON MGMT PERMIT OPER FD-TR	421178--PUBLIC WATER CONSTRUCTION PERM	27,325.00
36720	2830	00495	ENVIRON MGMT PERMIT OPER FD-TR	421180--PUBLICWATER DISCHARGE NPDES AP	50.00
36720	2830	00495	ENVIRON MGMT PERMIT OPER FD-TR	421182--PUBLIC WATER SUPPLY OPR CERT	72,960.00
36720	2830	00495	ENVIRON MGMT PERMIT OPER FD-TR	421186--STONE QUARRIES	114,400.00
36720	2830	00495	ENVIRON MGMT PERMIT OPER FD-TR	421188--STORMWATER	163,750.00
36720	2830	00495	ENVIRON MGMT PERMIT OPER FD-TR	421192--WASTEWATER CONSTRUCTION APP	6,850.00
36720	2830	00495	ENVIRON MGMT PERMIT OPER FD-TR	421194--WASTEWATER TRT PLT OPERATOR	62,730.00
36720	2830	00495	ENVIRON MGMT PERMIT OPER FD-TR	445000--Fed Indirect Cost Revenue	408,899.86
Total of Fund					11,904,963.18

Auditor of State
Schedule of Revenue
July 1, 2013 through June 30, 2014

PS Fund	CAFR Fund	BU	PS Fund Description	Source of Revenue	Revenue
36910	2850	00190	FINES AND FEES	422820--Occupational License Fee	634,135.00
36910	2850	00190	FINES AND FEES	422830--Supplier's License Fee	262,500.00
36910	2850	00190	FINES AND FEES	422840--Owner's Fees	50,000.00
36910	2850	00190	FINES AND FEES	450620--Gaming Penalties	396,419.67
36920	2850	00190	IGC-ADMINISTRATIVE	425192--Duplicate	148.21
36920	2850	00190	IGC-ADMINISTRATIVE	447000--Return of Prior Year Funds	3,600.00
36920	2850	00190	IGC-ADMINISTRATIVE	740828--Riverboat Wagering Tax	1,865,247.28
36930	2850	00190	FINGERPRINT FEES	422326--Finger Print Fee	103,098.00
36932	2850	00090	HOOSIER PARK - ANDERSON	415410--Hoosier Park Slot Tax	50,231,171.66
36934	2850	00090	INDIANA DOWNS - SHELBYVILLE	415420--Indiana Downs Slot Tax	60,597,937.86
36950	2850	00090	MAJESTIC STAR II - GARY	415300--Riverboat Wagering Tax	13,342,171.53
36960	2850	00090	MAJESTIC STAR I - GARY	415300--Riverboat Wagering Tax	20,667,676.32
36970	2850	00090	RESORTS-EAST CHICAGO	415300--Riverboat Wagering Tax	58,121,090.63
36980	2850	00090	HORSESHOE-HAMMOND	415300--Riverboat Wagering Tax	144,302,174.19
36990	2850	00090	BLUE CHIP CASINO-MICHIGAN CITY	415300--Riverboat Wagering Tax	37,617,210.57
37000	2850	00090	FRNCH LICK CASINO ORNGE CO WAG	415300--Riverboat Wagering Tax	13,341,799.87
37010	2850	00090	CASINO AZTAR-EVANSVILLE	415300--Riverboat Wagering Tax	25,867,886.39
37020	2850	00090	GRAND VICTORIA-RISING SUN	415300--Riverboat Wagering Tax	10,051,495.47
37030	2850	00090	ARGOSY CASINO-LAWRENCEBURG	415300--Riverboat Wagering Tax	60,335,525.86
37040	2850	00090	CAESAR'S INDIANA-HARRISON CNTY	415300--Riverboat Wagering Tax	75,180,956.85
37050	2850	00090	BELTERRA-SWITZERLAND COUNTY	415300--Riverboat Wagering Tax	26,503,876.10
37060	2850	00050	WAGERING TAX REVENUE SHARING	740828--Riverboat Wagering Tax	33,000,000.00
Total of Fund					632,476,121.46
37110	2860	00286	INTGR. PUB SAFE COMMISSION	425282--Anti-Terrorism Fees	11,477,058.54
37110	2860	00286	INTGR. PUB SAFE COMMISSION	429390--CAD Services	140.00
37110	2860	00286	INTGR. PUB SAFE COMMISSION	430185--Rental of Facility	31,895.00
37110	2860	00286	INTGR. PUB SAFE COMMISSION	431442--MU - vendor phone reimb	35,049.64
37110	2860	00286	INTGR. PUB SAFE COMMISSION	451610--ISDH Civil Penalties	41.29
37110	2860	00286	INTGR. PUB SAFE COMMISSION	474005--Patronage Refund	111.50
Total of Fund					11,544,295.97
37310	2900	00503	HOSPITAL CARE FOR THE INDIGENT	419100--State Property Tax	6,623.87
Total of Fund					6,623.87
30810	2910	00250	Dental Prof Investigation	451150--Dental Compliance	208,530.00
Total of Fund					208,530.00
30910	2920	00250	Physician Investigation	451160--Physician Compliance	1,750.00
Total of Fund					1,750.00
43210	2940	00235	Motorcycle Operator Safety	425281--Motorcycle Operator Safty Fees	1,520,792.00
Total of Fund					1,520,792.00
55210	2950	00046	Consumer Assistance Program	450220--Consumer Restitution	54,450.38
Total of Fund					54,450.38
49580	2980	00495	ELECTRONIC WASTE	421196--EWaste Registration Fee	197,500.00
Total of Fund					197,500.00
30112	3010	00050	MVH DIST TO LOCAL GOVT	740728--One Cent Gas Tax Dstrbtn to Co	19,967,621.97
30112	3010	00050	MVH DIST TO LOCAL GOVT	740730--One Cent GasTax Distr CityTown	9,359,868.63
30116	3010	00050	CNTY ENGINEER DIST TO COUNTIES	740726--County Engineer Dstrbtn to Co	692,866.67
30124	3010	00090	MOTOR VEHICLE FUEL TAX	400400--Prior Period Adjustment	27,672,548.78
30124	3010	00090	MOTOR VEHICLE FUEL TAX	412010--State Sales Tax	70,055,124.41
30124	3010	00090	MOTOR VEHICLE FUEL TAX	412600--Alternative Fuel Sales Tax	2,323.78
30124	3010	00090	MOTOR VEHICLE FUEL TAX	412700--Gasoline use tax	166.00
30124	3010	00090	MOTOR VEHICLE FUEL TAX	414200--Gasoline Tax	289,218,584.47
30124	3010	00090	MOTOR VEHICLE FUEL TAX	414300--Special Fuel Tax	(52,954,340.26)
30124	3010	00090	MOTOR VEHICLE FUEL TAX	414400--Motor Carrier Fuel Tax	154,178,847.87
30124	3010	00090	MOTOR VEHICLE FUEL TAX	414600--Motor Carrier Surcharge Tax	(690,873.86)
30124	3010	00090	MOTOR VEHICLE FUEL TAX	427420--IRP Registration Fees	96,099,933.03
30124	3010	00090	MOTOR VEHICLE FUEL TAX	427439--Mtr Carrier Sur	49,636,062.78
30124	3010	00090	MOTOR VEHICLE FUEL TAX	427441--Trip Permit (35%)	127,158.25
30126	3010	00100	STATE POLICE	430310--Sale of State Property	222,296.38
30126	3010	00100	STATE POLICE	430420--Sle of Per Prop - Surplus Prop	125,602.39
30134	3010	00050	LICENSE FEES IC 9-10-2-4	740225--Public Safety Fee Transfer	29,467.58
30136	3010	00050	MOTOR CARRIER EXCESS	740764--MtrCarrFd Excess Bal Xfer	2,056,444.49

Auditor of State
Schedule of Revenue
July 1, 2013 through June 30, 2014

PS Fund	CAFR Fund	BU	PS Fund Description	Source of Revenue	Revenue
30138	3010	00235	BUREAU OF MOTOR VEHICLES	425002--Defensive Driving School Fees	25,320.00
30138	3010	00235	BUREAU OF MOTOR VEHICLES	425003--Driver Training Schools Fees	832,360.00
30138	3010	00235	BUREAU OF MOTOR VEHICLES	425006--Reinstate License or Permit	87,260.00
30138	3010	00235	BUREAU OF MOTOR VEHICLES	425008--Vehicle Registration & Title F	113,223,265.15
30138	3010	00235	BUREAU OF MOTOR VEHICLES	425204--Civic Event Plate Order	1,050.00
30138	3010	00235	BUREAU OF MOTOR VEHICLES	740301--Court Cost Tf Per IC 33-37-7-9	3,616,184.00
Total of Fund					783,585,142.51
37410	3020	00300	CONS OFFICER FISH & WILDLIFE	425673--L/E - Deer Reimb	28,012.72
37410	3020	00300	CONS OFFICER FISH & WILDLIFE	425674--L/E - Small Game Reimb	1,700.00
37410	3020	00300	CONS OFFICER FISH & WILDLIFE	425676--L/E - Turkey Reimb	2,821.00
37410	3020	00300	CONS OFFICER FISH & WILDLIFE	451041--L/E - Fish & Game Settlement	100.00
37410	3020	00300	CONS OFFICER FISH & WILDLIFE	451042--L/E - Newton County Violations	212.00
37410	3020	00300	CONS OFFICER FISH & WILDLIFE	451045--DNR - Restitution	23,095.96
37410	3020	00300	CONS OFFICER FISH & WILDLIFE	451047--L/E - F&W Restitution	4,130.00
Total of Fund					60,071.68
37510	3030	00300	LAND AND WATER RESOURCES FD.	425771--Water - dam inspection revenue	15,550.00
37510	3030	00300	LAND AND WATER RESOURCES FD.	425772--Water - ditch permit	25.00
37510	3030	00300	LAND AND WATER RESOURCES FD.	425774--Water - well drillers license	108,000.00
37510	3030	00300	LAND AND WATER RESOURCES FD.	425776--Water - Floodway Permits	77,455.00
37510	3030	00300	LAND AND WATER RESOURCES FD.	425777--Water - Shoreline Construction	10,739.00
37510	3030	00300	LAND AND WATER RESOURCES FD.	431480--Water - royalty revenue	281,691.42
Total of Fund					493,460.42
37610	3070	00090	ALCOHOLIC BEVERAGE TAX DIVISIO	416100--Alcoholic Beverage Taxes	2,449,298.81
37620	3070	00230	ALCOHOL AND TOBACCO COMMISSION	420340--Employee's Permits	2,012,352.76
37620	3070	00230	ALCOHOL AND TOBACCO COMMISSION	420350--Tobacco Sales Certificate	514,535.50
37620	3070	00230	ALCOHOL AND TOBACCO COMMISSION	420353--Wholesale&DirectWineSeller	4,200.00
37620	3070	00230	ALCOHOL AND TOBACCO COMMISSION	420357--Extension Fees	600.00
37620	3070	00230	ALCOHOL AND TOBACCO COMMISSION	420359--Temporary Permit Fees	265,974.00
37620	3070	00230	ALCOHOL AND TOBACCO COMMISSION	420361--HT SF RB AL Fees	291,250.00
37620	3070	00230	ALCOHOL AND TOBACCO COMMISSION	420362--RR RH DL RC Fees	99,012.00
37620	3070	00230	ALCOHOL AND TOBACCO COMMISSION	420364--Reissue Fees	21,495.00
37620	3070	00230	ALCOHOL AND TOBACCO COMMISSION	420365--Type II Gaming Fees	257,710.00
37620	3070	00230	ALCOHOL AND TOBACCO COMMISSION	430182--Booth Rental	(130.00)
37620	3070	00230	ALCOHOL AND TOBACCO COMMISSION	432140--ATC Auction Bids	60,950.00
37620	3070	00230	ALCOHOL AND TOBACCO COMMISSION	443000--Local Grant Revenue	6,200.00
37620	3070	00230	ALCOHOL AND TOBACCO COMMISSION	447000--Return of Prior Year Funds	10,007.34
37620	3070	00230	ALCOHOL AND TOBACCO COMMISSION	450150--Alco and Tob Com Fine Penalty	718,694.00
37620	3070	00230	ALCOHOL AND TOBACCO COMMISSION	465010--Seizures	5,642.90
37620	3070	00230	ALCOHOL AND TOBACCO COMMISSION	472870--ATC Reimbursements	2,256.00
37620	3070	00230	ALCOHOL AND TOBACCO COMMISSION	749160--Alcohol Permit Fees Transfer	1,244,723.55
Total of Fund					7,964,771.86
37720	3080	00385	IDHS MAIN OPERATING	417220--Fire Insurance Tax	4,587,708.00
37720	3080	00385	IDHS MAIN OPERATING	422510--Amusement Entertainment Pmts	233,886.50
37720	3080	00385	IDHS MAIN OPERATING	422530--Const Design Release VarnceFee	230,314.26
37720	3080	00385	IDHS MAIN OPERATING	422540--Child Care Ministries	35,138.00
37720	3080	00385	IDHS MAIN OPERATING	422551--Out of State Inspections	2,750.00
37720	3080	00385	IDHS MAIN OPERATING	422552--Local Building Office Fees	456,271.84
37720	3080	00385	IDHS MAIN OPERATING	422554--Plan Review	5,873,129.29
37720	3080	00385	IDHS MAIN OPERATING	422555--Code Enforcement Plan Review	133,837.66
37720	3080	00385	IDHS MAIN OPERATING	422558--MCR Conversion Rule 13	300.00
37720	3080	00385	IDHS MAIN OPERATING	422560--Explosives Magazines Prmt Fees	26,903.60
37720	3080	00385	IDHS MAIN OPERATING	422572--Fireworks Displays	54,113.00
37720	3080	00385	IDHS MAIN OPERATING	422573--Fireworks Stands	692.00
37720	3080	00385	IDHS MAIN OPERATING	422574--Fireworks Wholesalers	36,486.00
37720	3080	00385	IDHS MAIN OPERATING	422575--Blasters	21,427.94
37720	3080	00385	IDHS MAIN OPERATING	422576--Retail Sales ConsumerFireworks	363,594.00
37720	3080	00385	IDHS MAIN OPERATING	422600--Undergrnd Strge Tank Cert Prog	17,003.00
37720	3080	00385	IDHS MAIN OPERATING	422610--Boiler Inspections	848,373.45
37720	3080	00385	IDHS MAIN OPERATING	422620--Elevator Inspections	2,671,738.00
37720	3080	00385	IDHS MAIN OPERATING	422630--IFSAC Fees	6,150.00
37720	3080	00385	IDHS MAIN OPERATING	422680--State Seals	141,987.00
37720	3080	00385	IDHS MAIN OPERATING	427420--IRP Registration Fees	(2,311.00)
37720	3080	00385	IDHS MAIN OPERATING	441000--Fed Grant Revenue	756.20
37720	3080	00385	IDHS MAIN OPERATING	642340--Fire Prev/Bldg Safety Comm Var	345.00
37720	3080	00385	IDHS MAIN OPERATING	643104--Plan Review	15,983.84
37720	3080	00385	IDHS MAIN OPERATING	643230--Boiler Inspections	20,009.00
37720	3080	00385	IDHS MAIN OPERATING	649040--Elevator Inspections	23,760.00
37720	3080	00385	IDHS MAIN OPERATING	649521--Amusement Entertainment Permit	4,529.00

Auditor of State
Schedule of Revenue
July 1, 2013 through June 30, 2014

PS Fund	CAFR Fund	BU	PS Fund Description	Source of Revenue	Revenue
37720	3080	00385	IDHS MAIN OPERATING	649792--Printing Service	(149.90)
37740	3080	00385	FIREFGTING & EMER EQUIP REV LN	441000--Fed Grant Revenue	50.00
Total of Fund					15,804,775.68
37810	3090	00700	SPECIAL EDUCATION EXCISE	749160--Alcohol Permit Fees Transfer	1,395,841.05
Total of Fund					1,395,841.05
37920	3100	00210	BAIL BOND DIVISION	423910--BailBnd RecvAgt Liclnvsqt Fee	177,453.00
37920	3100	00210	BAIL BOND DIVISION	423940--InsurCmpny Filing and Serv Fee	1,900.00
37999	3100	00050	CLOSING CENTER	429650--CD Interest Income	2,527.78
Total of Fund					181,880.78
38020	3120	00351	DAIRY DRUG RESIDUE ABATEMENT F	455170--Drug Residue Fine	4,024.70
Total of Fund					4,024.70
38110	3130	00100	ACCIDENT REPORT ACCOUNT	420360--Copies and Report Fees	4,589.40
38110	3130	00100	ACCIDENT REPORT ACCOUNT	425528--O/I - Registration Fees-Ed Cen	15.00
Total of Fund					4,604.40
38220	3150	00300	OIL AND GAS DIVISION	413800--Petroleum Severance	2,500,339.29
38220	3150	00300	OIL AND GAS DIVISION	425730--O&G - Drilling Permit Fees	112,340.00
38220	3150	00300	OIL AND GAS DIVISION	431450--O&G - revenue for reports supp	2,021.23
38220	3150	00300	OIL AND GAS DIVISION	431451--O&G - Royalty 10% Admin Portio	26,888.80
Total of Fund					2,641,589.32
38310	3160	00090	CIGARETTE TAX DNR TRANSFERS	740720--Cigarette Tax DNR	3,016,676.91
38310	3160	00090	CIGARETTE TAX DNR TRANSFERS	740722--Cigarette Tax Clean Water IND	3,016,676.91
38320	3160	00090	CIGARETTE TAX RECEIPTS ONLY	416200--Cigarette and Tobacco Prod Tax	18,516,913.23
38325	3160	00263	TOBACCO PRODUCTS TAX - AHCD FD	416200--Cigarette and Tobacco Prod Tax	8,748,857.00
38330	3160	00050	CIGARETTE TAX DIST-GEN FUND	749100--Cigarette Tax Transfer	2,585,723.09
38340	3160	00050	CIGARETTE TAX DIST-CCIF	749100--Cigarette Tax Transfer	9,480,984.60
42119	3160	00300	CIGARETTE TAX CONSTRUCTION	740720--Cigarette Tax DNR	3,016,676.91
42140	3160	00036	CLEAN WATER INDIANA	740722--Cigarette Tax Clean Water IND	3,016,676.91
Total of Fund					51,399,185.56
38410	3180	00032	VIOLENT CRIME ADMINISTRATION	429350--SexorViolent Offender Reg Fee	270.00
38410	3180	00032	VIOLENT CRIME ADMINISTRATION	450270--MFCU Investigation Recovery	3,750.00
38410	3180	00032	VIOLENT CRIME ADMINISTRATION	452010--Victim Comp Penalties	585,815.90
38410	3180	00032	VIOLENT CRIME ADMINISTRATION	452020--Punitive Damages	37,500.00
38410	3180	00032	VIOLENT CRIME ADMINISTRATION	452030--Restitution	24,537.80
38410	3180	00032	VIOLENT CRIME ADMINISTRATION	452040--Victim Comp Payroll Penalty	177,436.99
38410	3180	00032	VIOLENT CRIME ADMINISTRATION	740301--Court Cost Tf Per IC 33-37-7-9	2,213,498.00
Total of Fund					3,042,808.69
38520	3200	00200	UTILITY REGULATORY COMMISSION	425760--RC - Bond Pool Fees	72,000.00
38520	3200	00200	UTILITY REGULATORY COMMISSION	428310--Public Utility Fees	18,568,104.33
38520	3200	00200	UTILITY REGULATORY COMMISSION	428330--Municipal Util Court Process	591,468.23
38550	3200	00205	GAS COST ADJUSTMENT SETTLEMENT	450230--Consumer Settlements	142,987.96
38560	3200	00205	UTILITY CONSUMER COUNSELOR	447000--Return of Prior Year Funds	23.79
Total of Fund					19,374,584.31
73210	3220	00048	CIF ALLEN COUNTY	418500--Innkeeper's Tax	4,087,745.23
73214	3220	00048	CIF CLARK COUNTY	412100--NAT RESOURCE SALE TAX	30.00
73214	3220	00048	CIF CLARK COUNTY	418500--Innkeeper's Tax	1,145,833.36
73224	3220	00048	CIF FLOYD COUNTY	418500--Innkeeper's Tax	176,291.30
73228	3220	00048	CIF HENRY COUNTY	418500--Innkeeper's Tax	159.25
73232	3220	00048	CIF JEFFERSON COUNTY	418500--Innkeeper's Tax	331,992.75
73242	3220	00048	CIF MARION COUNTY	418500--Innkeeper's Tax	45,378,984.01
73244	3220	00048	MONROE COUNTY/INNKEEPERS TAX	418500--Innkeeper's Tax	625.00
73245	3220	00048	Parke County Innkeepers Tax	418500--Innkeeper's Tax	684.50
73247	3220	00048	Jackson County Innkeepers Tax	418500--Innkeeper's Tax	2,652.63
73248	3220	00048	CIF NOBLE COUNTY	418500--Innkeeper's Tax	8,085.17
73249	3220	00048	Owen County Innkeepers Tax	418500--Innkeeper's Tax	7,798.80
73250	3220	00048	CIF ST. JOSEPH COUNTY	418500--Innkeeper's Tax	16,740.58
73252	3220	00048	CIF SCOTT COUNTY	418500--Innkeeper's Tax	208,723.97
73254	3220	00048	SHELBY COUNTY INNKEEPERS TAX	418500--Innkeeper's Tax	225,466.12
73256	3220	00048	CIF SPENCER COUNTY	418500--Innkeeper's Tax	5,643.94

Auditor of State
Schedule of Revenue
July 1, 2013 through June 30, 2014

PS Fund	CAFR Fund	BU	PS Fund Description	Source of Revenue	Revenue
73257	3220	00048	STARK COUNTY INNKEEPERS TAX	418500--Innkeeper's Tax	10,797.12
73258	3220	00048	SULLIVAN COUNTY/INNKEEPERS TAX	418500--Innkeeper's Tax	9,358.70
73260	3220	00048	CIF TIPPECANOE COUNTY	418500--Innkeeper's Tax	17,748.21
73263	3220	00050	Cloverdale Food/Beverage Tax	418400--Food and Beverage Tax	50,272.17
73264	3220	00050	ZIONSVILLE FOOD/BEVERAGE TAX	418400--Food and Beverage Tax	259,798.64
73266	3220	00050	BOONE CO FOOD/BEV TAX	418400--Food and Beverage Tax	752,054.80
73268	3220	00050	NASHVILLE FOOD/BEV TAX	418400--Food and Beverage Tax	151,351.11
73270	3220	00050	LEBANON FOOD/BEVERAGE TAX	418400--Food and Beverage Tax	361,377.91
73272	3220	00050	DELAWARE CTY FOOD/BEV TAX	418400--Food and Beverage Tax	1,845,326.26
73274	3220	00050	HAMILTON CO FOOD/BEV TAX	418400--Food and Beverage Tax	5,184,668.85
73274	3220	00050	HAMILTON CO FOOD/BEV TAX	749105--EXCESS STADIUM TAX XFER	14,851.15
73276	3220	00050	HANCOCK CO FOOD/BEV TAX	418400--Food and Beverage Tax	796,898.09
73276	3220	00050	HANCOCK CO FOOD/BEV TAX	749105--EXCESS STADIUM TAX XFER	3,301.33
73278	3220	00050	BROWNSBURG FOOD/BEV TAX	418400--Food and Beverage Tax	536,246.61
73280	3220	00050	HENRY CTY FOOD/BEV TAX	418400--Food and Beverage Tax	452,630.28
73282	3220	00050	JOHNSON CO FOOD/BEV TAX	418400--Food and Beverage Tax	892.26
73282	3220	00050	JOHNSON CO FOOD/BEV TAX	749105--EXCESS STADIUM TAX XFER	55.12
73284	3220	00050	SHIPSHEWANA FOOD/BEV TAX	418400--Food and Beverage Tax	84,504.77
73286	3220	00050	MADISON CTY FOOD/BEV TAX	418400--Food and Beverage Tax	1,689,512.83
73288	3220	00050	MARION CTY FOOD/BEV TAX	418400--Food and Beverage Tax	41,472,232.87
73290	3220	00050	MOORESVILLE FOOD/BEV TAX	418400--Food and Beverage Tax	352,929.59
73292	3220	00050	SHELBY CO FOOD/BEV TAX	418400--Food and Beverage Tax	585,919.20
73294	3220	00050	VANDEBURGH CTY FOOD/BEV TAX	418400--Food and Beverage Tax	3,934,193.50
73296	3220	00050	PLAINFIELD FOOD/BEV TAX	418400--Food and Beverage Tax	890,378.61
73298	3220	00050	ALLEN CTY SUPPLEMNTL FOOD & BE	418400--Food and Beverage Tax	6,075,770.36
73300	3220	00050	HENDRICKS CO FOOD/BEV TAX	418400--Food and Beverage Tax	2,705,791.30
73300	3220	00050	HENDRICKS CO FOOD/BEV TAX	749105--EXCESS STADIUM TAX XFER	4,000.16
73302	3220	00050	AVON FOOD/BEV TAX	418400--Food and Beverage Tax	901,507.35
73304	3220	00050	MARTINSVILLE FOOD/BEV TAX	418400--Food and Beverage Tax	336,427.74
73306	3220	00050	CARMEL FOOD/BEV TAX	418400--Food and Beverage Tax	1,681,406.73
73308	3220	00050	NOBLESVILLE FOOD/BEV TAX	418400--Food and Beverage Tax	1,374,366.45
73310	3220	00050	WESTFIELD FOOD/BEV TAX	418400--Food and Beverage Tax	563,947.91
73312	3220	00050	JOHNSON CO F&B TAX LOCAL COLL	418400--Food and Beverage Tax	891,373.76
73312	3220	00050	JOHNSON CO F&B TAX LOCAL COLL	749105--EXCESS STADIUM TAX XFER	283,226.91
73314	3220	00050	MARION CTY ADMISSION TAX	418530--County Admissions Tax	14,151,694.13
73316	3220	00090	INNKEEPERS TAX CLEARING	418500--Innkeeper's Tax	4,700,209.38
73318	3220	00090	FOOD & BEVERAGE TAX CLEARING	400400--Prior Period Adjustment	1,805.98
73318	3220	00090	FOOD & BEVERAGE TAX CLEARING	418400--Food and Beverage Tax	1,710,644.71
Total of Fund					146,436,929.46
38610	3230	00410	ADDICTIVE SERV ADMIN	416100--Alcoholic Beverage Taxes	3,243,668.61
38610	3230	00410	ADDICTIVE SERV ADMIN	443000--Local Grant Revenue	1,000,000.00
38610	3230	00410	ADDICTIVE SERV ADMIN	740824--RvrbtAdmTax -MntlHth	1,905,248.29
38610	3230	00410	ADDICTIVE SERV ADMIN	740828--Riverboat Wagering Tax	1,967,127.31
Total of Fund					8,116,044.21
38730	3240	00495	SPECIAL FUND (AG WIDE)	421014--ANNUAL - MSOP FEES	99,000.00
38730	3240	00495	SPECIAL FUND (AG WIDE)	421024--CONSTRUCTION/MSOP FEES	281,875.00
38730	3240	00495	SPECIAL FUND (AG WIDE)	421042--STACK TEST FEE	50,575.00
38730	3240	00495	SPECIAL FUND (AG WIDE)	421094--ENFORCEMENT FINE/PEN SPEC FUND	1,019,973.90
38730	3240	00495	SPECIAL FUND (AG WIDE)	421116--SPECIAL FUND MISCELLANEOUS	512,449.17
38740	3240	00495	ENVIRONMENTAL MGMT. SPEC FD-TR	445000--Fed Indirect Cost Revenue	58,664.43
Total of Fund					2,022,537.50
70310	3260	00057	State Police Building Comm	427480--DOR ISP Building Fee	1,809,481.77
Total of Fund					1,809,481.77
38810	3280	00090	CIGARETTE TAX-RECEIPTS ONLY	416200--Cigarette and Tobacco Prod Tax	2,632,736.30
Total of Fund					2,632,736.30
70499	3290	00050	CLOSING CENTER	740301--Court Cost Tf Per IC 33-37-9	474,984.00
Total of Fund					474,984.00
38920	3300	00103	LAW ENFORCEMENT TRAINING	420357--Extension Fees	15,025.62
38920	3300	00103	LAW ENFORCEMENT TRAINING	420360--Copies and Report Fees	1,143.10
38920	3300	00103	LAW ENFORCEMENT TRAINING	423634--Lost Badge Fee	170.00
38920	3300	00103	LAW ENFORCEMENT TRAINING	429100--Tuition for LEA Basic Student	80,024.00
38920	3300	00103	LAW ENFORCEMENT TRAINING	429460--Lamination Fee	5.80
38920	3300	00103	LAW ENFORCEMENT TRAINING	430185--Rental of Facility	15,100.00
38920	3300	00103	LAW ENFORCEMENT TRAINING	430611--ILEA window decal	33.00

Auditor of State
Schedule of Revenue
July 1, 2013 through June 30, 2014

PS Fund	CAFR Fund	BU	PS Fund Description	Source of Revenue	Revenue
38920	3300	00103	LAW ENFORCEMENT TRAINING	430612--Iron On Decal	377.00
38920	3300	00103	LAW ENFORCEMENT TRAINING	430614--ILEA DVD Rental Purchase	457.00
38920	3300	00103	LAW ENFORCEMENT TRAINING	431412--DNR - Farmland Lease Revenue	5,500.00
38920	3300	00103	LAW ENFORCEMENT TRAINING	441000--Fed Grant Revenue	40,000.00
38920	3300	00103	LAW ENFORCEMENT TRAINING	455101--Lost Key Fine	20.00
38920	3300	00103	LAW ENFORCEMENT TRAINING	463120--LAW ENFORCEMENT TRAINING	56,376.31
38920	3300	00103	LAW ENFORCEMENT TRAINING	649102--Training	41,426.50
38920	3300	00103	LAW ENFORCEMENT TRAINING	740301--Court Cost Tf Per IC 33-37-7-9	1,905,500.00
Total of Fund					2,161,158.33
39010	3320	00032	DOMESTIC VIOLENCE PREV/TREAT	740290--RecurStatXfr Fam Violence Vict	1,107,333.26
Total of Fund					1,107,333.26
39110	3330	00300	LIFETIME HUNTING/FISHING LIC	429650--CD Interest Income	423.61
39110	3330	00300	LIFETIME HUNTING/FISHING LIC	429660--Government Interest Income	23,559.18
39110	3330	00300	LIFETIME HUNTING/FISHING LIC	429665--Sec Lending Interest income	369.31
39110	3330	00300	LIFETIME HUNTING/FISHING LIC	463060--DNR Donations Revenue	54,175.00
Total of Fund					78,527.10
39220	3340	00208	DEPT OF FINANCIAL INSTITUTIONS	422301--Depository Annual Assessment F	4,970,923.56
39220	3340	00208	DEPT OF FINANCIAL INSTITUTIONS	422302--Consumer Credit License Applic	307,974.00
39220	3340	00208	DEPT OF FINANCIAL INSTITUTIONS	422303--Consumer Credit Branch Applica	2,000.00
39220	3340	00208	DEPT OF FINANCIAL INSTITUTIONS	422304--Application Examiner Expense F	9,400.00
39220	3340	00208	DEPT OF FINANCIAL INSTITUTIONS	422308--Change of Control Fee	500.00
39220	3340	00208	DEPT OF FINANCIAL INSTITUTIONS	422310--Establishment of a Branch Fee	15,800.00
39220	3340	00208	DEPT OF FINANCIAL INSTITUTIONS	422312--Relocation of Main Office or B	4,960.00
39220	3340	00208	DEPT OF FINANCIAL INSTITUTIONS	422314--Merger Fee	6,960.00
39220	3340	00208	DEPT OF FINANCIAL INSTITUTIONS	422318--Conversion Fee	30,000.00
39220	3340	00208	DEPT OF FINANCIAL INSTITUTIONS	422322--Examination Fee	40,088.00
39220	3340	00208	DEPT OF FINANCIAL INSTITUTIONS	422325--Exam Violation Fees	2,000.00
39220	3340	00208	DEPT OF FINANCIAL INSTITUTIONS	422327--Late Fee	13,080.00
39220	3340	00208	DEPT OF FINANCIAL INSTITUTIONS	422329--Consumer Credit Renewal Fee	1,208,342.00
39220	3340	00208	DEPT OF FINANCIAL INSTITUTIONS	422330--Volume Fee	1,091,738.69
Total of Fund					7,703,806.25
39310	3370	00300	STATE PARKS - MEMORIALS	421010--AIR MANAGEMENT OPERATING COPY	(288.12)
39310	3370	00300	STATE PARKS - MEMORIALS	422327--Late Fee	(12.89)
39310	3370	00300	STATE PARKS - MEMORIALS	425420--DNR - Service Charges	(255.00)
39310	3370	00300	STATE PARKS - MEMORIALS	425451--DNR - Campground Revenue	144,498.97
39310	3370	00300	STATE PARKS - MEMORIALS	425452--DNR - Concessions Revenue	639,980.54
39310	3370	00300	STATE PARKS - MEMORIALS	425467--DNR - Boat Rental Revenue	252,396.89
39310	3370	00300	STATE PARKS - MEMORIALS	425605--DNR - Cabin Revenue	1,266.73
39310	3370	00300	STATE PARKS - MEMORIALS	425608--DNR - CRS Campground Rev	784,450.74
39310	3370	00300	STATE PARKS - MEMORIALS	425609--DNR - Daily Horse Tag Revenue	26,400.00
39310	3370	00300	STATE PARKS - MEMORIALS	425616--DNR - Group Camp Revenue	350.00
39310	3370	00300	STATE PARKS - MEMORIALS	425621--DNR - Motorized Lake Use Permit	1,109,628.00
39310	3370	00300	STATE PARKS - MEMORIALS	425622--DNR - Non-Motorized Lake Use	66,400.00
39310	3370	00300	STATE PARKS - MEMORIALS	425653--DNR - Facility Rental Revenue	4,039.58
39310	3370	00300	STATE PARKS - MEMORIALS	425782--SP&R - Admission Gate In State	3,694,279.15
39310	3370	00300	STATE PARKS - MEMORIALS	425783--SP&R - Admission Gate OOS	1,250,150.94
39310	3370	00300	STATE PARKS - MEMORIALS	425785--SP&R - Annual Horse Tag	163,124.00
39310	3370	00300	STATE PARKS - MEMORIALS	425786--SP&R - Annual Pass NR (Non Res)	89,447.00
39310	3370	00300	STATE PARKS - MEMORIALS	425787--SP&R - Annual Permits	2,308,126.00
39310	3370	00300	STATE PARKS - MEMORIALS	425789--SP&R - Bank Ties	15,565.00
39310	3370	00300	STATE PARKS - MEMORIALS	425790--SP&R - Bike Rental	4,427.00
39310	3370	00300	STATE PARKS - MEMORIALS	425791--SP&R - Boat Mooring Permits	8,735.00
39310	3370	00300	STATE PARKS - MEMORIALS	425794--SP&R - Bouys & Docks	383,582.00
39310	3370	00300	STATE PARKS - MEMORIALS	425798--SP&R - Cave Trips	29,733.00
39310	3370	00300	STATE PARKS - MEMORIALS	425799--SP&R - CRS Cabins	14,528.14
39310	3370	00300	STATE PARKS - MEMORIALS	425801--SP&R - CRS Group Camp	19,251.46
39310	3370	00300	STATE PARKS - MEMORIALS	425802--SP&R - CRS Rec Building	437.50
39310	3370	00300	STATE PARKS - MEMORIALS	425803--SP&R - CRS Shelter House	850.00
39310	3370	00300	STATE PARKS - MEMORIALS	425805--SP&R - Daily Adm - Range	1,166.00
39310	3370	00300	STATE PARKS - MEMORIALS	425807--SP&R - Daily Swimming	577,893.25
39310	3370	00300	STATE PARKS - MEMORIALS	425808--SP&R - Damage Fee	2,501.59
39310	3370	00300	STATE PARKS - MEMORIALS	425809--SP&R - Dry Storage	1,485.00
39310	3370	00300	STATE PARKS - MEMORIALS	425811--SP&R - Dwelling Agreement	1,400.00
39310	3370	00300	STATE PARKS - MEMORIALS	425812--SP&R - Falls Adult (Entrance)	41,237.00
39310	3370	00300	STATE PARKS - MEMORIALS	425813--SP&R - Falls Child (Entrance)	9,091.06
39310	3370	00300	STATE PARKS - MEMORIALS	425814--SP&R - Falls Parking	10,655.44
39310	3370	00300	STATE PARKS - MEMORIALS	425816--SP&R - Falls School (Entrance)	15,510.00
39310	3370	00300	STATE PARKS - MEMORIALS	425818--SP&R - Fishing Tournament	11,146.00

Auditor of State
Schedule of Revenue
July 1, 2013 through June 30, 2014

PS Fund	CAFR Fund	BU	PS Fund Description	Source of Revenue	Revenue
39310	3370	00300	STATE PARKS - MEMORIALS	425819--SP&R - Golden Hoosier Pass (Go	474,700.00
39310	3370	00300	STATE PARKS - MEMORIALS	425821--SP&R - Group Docks	88,865.94
39310	3370	00300	STATE PARKS - MEMORIALS	425822--SP&R - Group Home Permit	660.00
39310	3370	00300	STATE PARKS - MEMORIALS	425823--SP&R - Hist Ptown Members (En	520.00
39310	3370	00300	STATE PARKS - MEMORIALS	425825--SP&R - Interp Workshop - Off S	10,451.97
39310	3370	00300	STATE PARKS - MEMORIALS	425826--SP&R - Interp. Workshop Event	38,666.09
39310	3370	00300	STATE PARKS - MEMORIALS	425830--SP&R - Lockers	791.67
39310	3370	00300	STATE PARKS - MEMORIALS	425832--SP&R - Non-Profit Permit	2,800.00
39310	3370	00300	STATE PARKS - MEMORIALS	425834--SP&R - Ped/Bike Daily	65,894.33
39310	3370	00300	STATE PARKS - MEMORIALS	425835--SP&R - Ped/Bike Permits	5,162.00
39310	3370	00300	STATE PARKS - MEMORIALS	425836--SP&R - Photography Fee	100.00
39310	3370	00300	STATE PARKS - MEMORIALS	425837--SP&R - Pool Permits (Daily Swi	114,460.00
39310	3370	00300	STATE PARKS - MEMORIALS	425838--SP&R - Printed Forms	13.84
39310	3370	00300	STATE PARKS - MEMORIALS	425841--SP&R - Retailer Commission	8,094.14
39310	3370	00300	STATE PARKS - MEMORIALS	425842--SP&R - Saddle Barn	29,413.04
39310	3370	00300	STATE PARKS - MEMORIALS	425843--SP&R - School/Youth Group - Ga	17,227.00
39310	3370	00300	STATE PARKS - MEMORIALS	425846--SP&R - Ski Rental	5,344.00
39310	3370	00300	STATE PARKS - MEMORIALS	425847--SP&R - SPHX Cabins	1,317,380.51
39310	3370	00300	STATE PARKS - MEMORIALS	425848--SP&R - SPHX Camping	10,758,983.33
39310	3370	00300	STATE PARKS - MEMORIALS	425849--SP&R - SPHX other user fees	223,080.13
39310	3370	00300	STATE PARKS - MEMORIALS	425852--SP&R - Toboggan	113,010.00
39310	3370	00300	STATE PARKS - MEMORIALS	425854--SP&R - Van Buren - Gate Fee	890.00
39310	3370	00300	STATE PARKS - MEMORIALS	425855--SP&R - Vendor Permits	5,785.00
39310	3370	00300	STATE PARKS - MEMORIALS	425856--SP&R - JIB Hoist Fee	2,205.00
39310	3370	00300	STATE PARKS - MEMORIALS	425857--SP&R - Special Events	28,230.16
39310	3370	00300	STATE PARKS - MEMORIALS	425858--SP&R - Admin Rev	13,687.86
39310	3370	00300	STATE PARKS - MEMORIALS	425866--SP&R - Dog Park Annual Pass	39,015.00
39310	3370	00300	STATE PARKS - MEMORIALS	451045--DNR - Restitution	289.95
39310	3370	00300	STATE PARKS - MEMORIALS	649501--DNR Facility Rental	45.00
Total of Fund					25,048,942.93
39410	3390	00730	LIBRARY CERTIFICATION	424610--Librarian Certification Fee	59,730.00
Total of Fund					59,730.00
39510	3400	00300	WATER RESOURCES DEVELOPMENT	431481--Water - water supply revenue	289,385.97
Total of Fund					289,385.97
39610	3410	00300	Snowmobile Fund	425752--O/R - Snowmobile registration	109,734.00
39620	3410	00300	Off Road Vehicle Fund	425611--DNR - Gate Admissions Rev	300.00
39620	3410	00300	Off Road Vehicle Fund	425621--DNR - Motorized Lake Use Permit	550.00
39620	3410	00300	Off Road Vehicle Fund	425622--DNR - Non-Motorized Lake Use	45.00
39620	3410	00300	Off Road Vehicle Fund	425633--DNR - Motorized Trail Use Fee	31,070.00
39620	3410	00300	Off Road Vehicle Fund	425750--O/R - Off Road Vehicle registr	487,493.04
39620	3410	00300	Off Road Vehicle Fund	425752--O/R - Snowmobile registration	(420.00)
39620	3410	00300	Off Road Vehicle Fund	425760--RC - Bond Pool Fees	(2,760.00)
39620	3410	00300	Off Road Vehicle Fund	425780--Recycling	322.00
39620	3410	00300	Off Road Vehicle Fund	425787--SP&R - Annual Permits	600.00
39620	3410	00300	Off Road Vehicle Fund	425819--SP&R - Golden Hoosier Pass (Go	120.00
39620	3410	00300	Off Road Vehicle Fund	425855--SP&R - Vendor Permits	3,520.00
39620	3410	00300	Off Road Vehicle Fund	425857--SP&R - Special Events	2,535.00
39620	3410	00300	Off Road Vehicle Fund	425858--SP&R - Admin Rev	5.00
39620	3410	00300	Off Road Vehicle Fund	430951--DNR - Outdoor Recreation Pass	825.00
39620	3410	00300	Off Road Vehicle Fund	431471--SP&R - Products Sold Revenue	41.04
39620	3410	00300	Off Road Vehicle Fund	451045--DNR - Restitution	7,142.00
Total of Fund					641,122.08
39720	3420	00300	ENFORCEMENT DIVISION	425670--L/E - Fees for Watercraft Titl	1,592,214.00
39720	3420	00300	ENFORCEMENT DIVISION	425672--L/E - Passenger for Hire Permi	5,985.00
39720	3420	00300	ENFORCEMENT DIVISION	431471--SP&R - Products Sold Revenue	65.00
39720	3420	00300	ENFORCEMENT DIVISION	432100--GIFT SHOP	80.00
39720	3420	00300	ENFORCEMENT DIVISION	463060--DNR Donations Revenue	170.00
39720	3420	00300	ENFORCEMENT DIVISION	463066--DNR - Donation Resource Mgmt	(100.00)
39720	3420	00300	ENFORCEMENT DIVISION	740301--Court Cost Tf Per IC 33-37-7-9	46,386.00
39745	3420	00300	FISH & WILDLIFE	414200--Gasoline Tax	117,745.30
39745	3420	00300	FISH & WILDLIFE	423620--Permit Application Fees	50.00
39745	3420	00300	FISH & WILDLIFE	425420--DNR - Service Charges	8,757.24
39745	3420	00300	FISH & WILDLIFE	425451--DNR - Campground Revenue	34,978.14
39745	3420	00300	FISH & WILDLIFE	425457--F&W - Online Revenue	7,786,855.69
39745	3420	00300	FISH & WILDLIFE	425458--F&W - POS vendor license sales	11,905,894.00
39745	3420	00300	FISH & WILDLIFE	425460--F&W - Put-Take Pheasant Huntin	219,350.00
39745	3420	00300	FISH & WILDLIFE	425461--F&W Commercial License Permits	63,184.00
39745	3420	00300	FISH & WILDLIFE	425474--F&W - Federal Duck Stamp Reven	6,879.00

Auditor of State
Schedule of Revenue
July 1, 2013 through June 30, 2014

PS Fund	CAFR Fund	BU	PS Fund Description	Source of Revenue	Revenue
39745	3420	00300	FISH & WILDLIFE	425478--F&W - Gamebird Collectors Reve	430.25
39745	3420	00300	FISH & WILDLIFE	425482--F&W - License Agent Revenue	3,799.75
39745	3420	00300	FISH & WILDLIFE	425503--F&W - Ohio River license & 10	24,602.00
39745	3420	00300	FISH & WILDLIFE	425524--F&W - Vending Machine Revenue	286.56
39745	3420	00300	FISH & WILDLIFE	425601--FR - annual horse tag revenue	2,298.50
39745	3420	00300	FISH & WILDLIFE	425602--FR - annual permit revenue - N	80.00
39745	3420	00300	FISH & WILDLIFE	425607--DNR - Copy Fee Revenue	27.60
39745	3420	00300	FISH & WILDLIFE	425615--FR - Golden Age Passport permi	20.00
39745	3420	00300	FISH & WILDLIFE	425621--DNR -Motorized Lake Use Permit	11,130.75
39745	3420	00300	FISH & WILDLIFE	425622--DNR - Non-Motorized Lake Use	729.00
39745	3420	00300	FISH & WILDLIFE	425627--FR - special event permit reve	75.00
39745	3420	00300	FISH & WILDLIFE	425629--FR - vandalism reimbursement r	451.99
39745	3420	00300	FISH & WILDLIFE	425857--SP&R - Special Events	25.00
39745	3420	00300	FISH & WILDLIFE	425858--SP&R - Admin Rev	27.50
39745	3420	00300	FISH & WILDLIFE	430123--Rental - Land	1.00
39745	3420	00300	FISH & WILDLIFE	430420--Sle of Per Prop - Surplus Prop	24,812.21
39745	3420	00300	FISH & WILDLIFE	431411--F&W - Easements Revenue	1,375.00
39745	3420	00300	FISH & WILDLIFE	431431--FR - scrap revenue	501.23
39745	3420	00300	FISH & WILDLIFE	431462--DNR - Firewood Revenue	12.00
39745	3420	00300	FISH & WILDLIFE	451045--DNR - Restitution	2,499.67
39745	3420	00300	FISH & WILDLIFE	740770--Transfer Lifetime License	288,394.94
Total of Fund					22,150,073.32
39810	3430	00300	FORESTRY	419100--State Property Tax	344.29
39810	3430	00300	FORESTRY	425420--DNR - Service Charges	4,950.00
39810	3430	00300	FORESTRY	425451--DNR - Campground Revenue	113,822.10
39810	3430	00300	FORESTRY	425452--DNR - Concessions Revenue	21,796.69
39810	3430	00300	FORESTRY	425467--DNR - Boat Rental Revenue	23,809.37
39810	3430	00300	FORESTRY	425601--FR - annual horse tag revenue	31,500.00
39810	3430	00300	FORESTRY	425602--FR - annual permit revenue - N	1,620.00
39810	3430	00300	FORESTRY	425603--FR - annual permit revenue - R	40,100.00
39810	3430	00300	FORESTRY	425605--DNR - Cabin Revenue	23,344.49
39810	3430	00300	FORESTRY	425607--DNR - Copy Fee Revenue	143.70
39810	3430	00300	FORESTRY	425608--DNR - CRS Campground Rev	41,843.63
39810	3430	00300	FORESTRY	425609--DNR - Daily Horse Tag Revenue	2,032.29
39810	3430	00300	FORESTRY	425611--DNR - Gate Admissions Rev	152,017.59
39810	3430	00300	FORESTRY	425612--FR - horse stall rental	1,625.46
39810	3430	00300	FORESTRY	425614--FR - licensed timber buyers li	61,453.00
39810	3430	00300	FORESTRY	425615--FR - Golden Age Passport permi	10,240.00
39810	3430	00300	FORESTRY	425617--FR - handling fee (nursery) re	22,690.00
39810	3430	00300	FORESTRY	425618--FR - land use easement/permit	27,959.85
39810	3430	00300	FORESTRY	425620--FR - mooring permit revenue	(266.70)
39810	3430	00300	FORESTRY	425621--DNR -Motorized Lake Use Permit	44,054.00
39810	3430	00300	FORESTRY	425622--DNR - Non-Motorized Lake Use	8,515.93
39810	3430	00300	FORESTRY	425626--FR - shelterhouse revenue	4,876.94
39810	3430	00300	FORESTRY	425627--FR - special event permit reve	4,045.00
39810	3430	00300	FORESTRY	425631--FR - returned check fee revenu	22.50
39810	3430	00300	FORESTRY	425810--SP&R - Dumping Fee	29.90
39810	3430	00300	FORESTRY	425835--SP&R - Ped/Bike Permits	20.00
39810	3430	00300	FORESTRY	425847--SP&R - SPHX Cabins	106,399.62
39810	3430	00300	FORESTRY	425848--SP&R - SPHX Camping	467,577.82
39810	3430	00300	FORESTRY	425849--SP&R - SPHX other user fees	1,200.00
39810	3430	00300	FORESTRY	425850--SP&R - SPHX Tax Agent Fee	330.91
39810	3430	00300	FORESTRY	425858--SP&R - Admin Rev	3,931.56
39810	3430	00300	FORESTRY	431403--DNR - Rental of Properties	2,800.00
39810	3430	00300	FORESTRY	431412--DNR - Farmland Lease Revenue	70,655.72
39810	3430	00300	FORESTRY	431423--FR - grain (corn, wheat) sale	10,769.47
39810	3430	00300	FORESTRY	431424--FR - nursery seedling revenue	805,146.61
39810	3430	00300	FORESTRY	431425--FR - oil & gas lease revenue	3,974.22
39810	3430	00300	FORESTRY	431426--FR - post & pole revenue	30.00
39810	3430	00300	FORESTRY	431428--FR - recycle revenue	8.80
39810	3430	00300	FORESTRY	431431--FR - scrap revenue	361.35
39810	3430	00300	FORESTRY	431432--DNR - Timber Sale Revenue	2,515,140.89
39810	3430	00300	FORESTRY	431434--FR - UPS nursery revenue	27,073.88
39810	3430	00300	FORESTRY	431456--DNR Sale of Publications	418.91
39810	3430	00300	FORESTRY	431462--DNR - Firewood Revenue	26,723.04
39810	3430	00300	FORESTRY	436115--Data Service Monthly	44.99
39810	3430	00300	FORESTRY	436150--Long Distance	63.12
39810	3430	00300	FORESTRY	451045--DNR - Restitution	8,457.90
39810	3430	00300	FORESTRY	461105--Cash Bond Forfeiture	9,455.79
39810	3430	00300	FORESTRY	463060--DNR Donations Revenue	25.00
39810	3430	00300	FORESTRY	472320--FR - fire/emergency response re	54,259.22
39810	3430	00300	FORESTRY	749130--ComVehicle Excise Tax Transfer	39,558.85
39820	3430	00300	FORESTRY DIV-CONSTRUCTION	425605--DNR - Cabin Revenue	420.00
39820	3430	00300	FORESTRY DIV-CONSTRUCTION	425847--SP&R - SPHX Cabins	1,885.00

Auditor of State
Schedule of Revenue
July 1, 2013 through June 30, 2014

PS Fund	CAFR Fund	BU	PS Fund Description	Source of Revenue	Revenue
Total of Fund					4,799,302.70
40020	3450	00300	ABANDONED MINE LANDS	451011--RC - Post 77 Mining Civil Pena	11,600.00
40020	3450	00300	ABANDONED MINE LANDS	461100--AML Forfd Bnd	14,787.50
40040	3450	00300	AML Bond Pool	425760--RC - Bond Pool Fees	23,815.00
40040	3450	00300	AML Bond Pool	429650--CD Interest Income	2,527.78
40099	3450	00050	CLOSING CENTER	429650--CD Interest Income	2,668.06
40099	3450	00050	CLOSING CENTER	429660--Government Interest Income	14,411.36
40099	3450	00050	CLOSING CENTER	429665--Sec Lending Interest income	209.28
Total of Fund					70,018.98
40220	3480	00300	RECLAMATION DIVISION	420360--Copies and Report Fees	211.10
40220	3480	00300	RECLAMATION DIVISION	425762--RC - Fee on Mined Coal	1,636,992.77
40230	3480	00300	RECLAMATION SET ASIDE/INVEST	400400--Prior Period Adjustment	2,863,398.85
40230	3480	00300	RECLAMATION SET ASIDE/INVEST	429650--CD Interest Income	2,253.33
40230	3480	00300	RECLAMATION SET ASIDE/INVEST	429660--Government Interest Income	9,261.25
40230	3480	00300	RECLAMATION SET ASIDE/INVEST	429665--Sec Lending Interest income	431.23
40299	3480	00050	CLOSING CENTER	429660--Government Interest Income	1,138.05
40299	3480	00050	CLOSING CENTER	429665--Sec Lending Interest income	2.07
Total of Fund					4,513,688.65
40310	3490	00250	EDUCATIONAL FUND	426162--Funeral Education Fee	930.00
Total of Fund					930.00
40530	3510	00410	Revenue Recovery	450510--Welfare Repayments	8,469.45
40530	3510	00497	Revenue Recovery	450510--Welfare Repayments	62,034.35
40530	3510	00498	Revenue Recovery	450510--Welfare Repayments	187,515.26
40530	3510	00500	REVENUE RECOVERY	450510--Welfare Repayments	31,750,695.10
40530	3510	00503	Revenue Recovery	450520--Medicaid Prog Recov	18,198,913.68
Total of Fund					50,207,627.84
30010	3530	00503	MEDICAID ASSISTANCE	400400--Prior Period Adjustment	41,898,234.45
30010	3530	00503	MEDICAID ASSISTANCE	441000--Fed Grant Revenue	5,692,633,842.18
30010	3530	00503	MEDICAID ASSISTANCE	472610--Medicaid Collect and Recovery	(668,149.84)
30010	3530	00503	MEDICAID ASSISTANCE	740110--TR LST - TR IN	(43,951,249.39)
30010	3530	00503	MEDICAID ASSISTANCE	740117--ST MATCH - TR IN	(206,048,750.60)
49320	3530	00057	CMIA-90 Interest Liabilities	472400--CMIA REFUNDS	28,618.00
55110	3530	00503	Medicaid Revenue	428301--Quality Assessment Fee	160,658,690.29
55110	3530	00503	Medicaid Revenue	428302--ICFMR Assessment Fee Offst	18,717,462.27
55110	3530	00503	Medicaid Revenue	428304--Provider Enrollment Fees	21,659.00
55110	3530	00503	Medicaid Revenue	441060--Medicaid IGT	250,163,874.00
55110	3530	00503	Medicaid Revenue	472610--Medicaid Collect and Recovery	668,149.84
55111	3530	00503	Hospital Assessment Fee (HAF)	428303--Hospital Assessment Fee	740,935,897.62
Total of Fund					6,655,058,277.82
40720	3570	00500	WARRANT HOLDING ACCOUNT	444000--Private Grant Revenue	5,033,400.23
40720	3570	00500	WARRANT HOLDING ACCOUNT	450510--Welfare Repayments	1,564,588.84
Total of Fund					6,597,989.07
40810	3580	00225	SAFETY EDUCATION & TRAINING	424315--INsafe Assessment	1,091,670.02
Total of Fund					1,091,670.02
40910	3590	00340	STATE LICENSE BRANCH FUND	425283--BMVC Commission Fees	87,528,517.51
40910	3590	00340	STATE LICENSE BRANCH FUND	452210--SBOA Audit Charge	30.00
40940	3590	00340	PAYROLL BRANCH 200 TO 299	425283--BMVC Commission Fees	(13,750.00)
40940	3590	00340	PAYROLL BRANCH 200 TO 299	447000--Return of Prior Year Funds	14,400.00
Total of Fund					87,529,197.51
41210	3610	00495	ENVIRONMENTAL MGMT OPERATING	740110--TR LST - TR IN	(112,946.28)
41220	3610	00495	LABORATORY CONTRACTS	421102--LABORATORY COSTS	891.00
41220	3610	00495	LABORATORY CONTRACTS	740110--TR LST - TR IN	(471,835.63)
41231	3610	00495	NORTHWEST REGIONAL OFFICE	740110--TR LST - TR IN	(9,952.45)
41232	3610	00495	NORTHERN REGIONAL OFFICE	740110--TR LST - TR IN	(42,931.65)
41233	3610	00495	SOUTHWEST REGIONAL OFFICE	740110--TR LST - TR IN	(103,320.84)
41234	3610	00495	LEGAL AFFAIRS	421078--CENTRAL FILE ROOM COPIES	346.70
41234	3610	00495	LEGAL AFFAIRS	441000--Fed Grant Revenue	14,560.00
41234	3610	00495	LEGAL AFFAIRS	740110--TR LST - TR IN	(56,219.31)

Auditor of State
Schedule of Revenue
July 1, 2013 through June 30, 2014

PS Fund	CAFR Fund	BU	PS Fund Description	Source of Revenue	Revenue
41236	3610	00495	INVESTIGATIONS	740110--TR LST - TR IN	(2,895.02)
41241	3610	00495	MEDIA AND COMMUNICATIONS	441000--Fed Grant Revenue	5,942.00
41241	3610	00495	MEDIA AND COMMUNICATIONS	740110--TR LST - TR IN	(270.13)
41260	3610	00495	Planning and Assessment	740110--TR LST - TR IN	(14,019.13)
41265	3610	00495	OWQ LABORATORY CONTRACTS	740110--TR LST - TR IN	(136,263.21)
41395	3610	00495	SOUTHEAST REGIONAL OFFICE	740110--TR LST - TR IN	(82,705.57)
Total of Fund					(1,011,619.52)
37220	3630	00502	Family & Child Donations & Ado	463050--DESIGNATED DONATION	244,478.28
Total of Fund					244,478.28
70512	3800	00090	EXCISE TAX/RECEIPTS ONLY	416100--Alcoholic Beverage Taxes	19,206,655.92
Total of Fund					19,206,655.92
30311	3880	00700	DAVID C. FORD ED TECH PROGRAM	447000--Return of Prior Year Funds	95.34
30340	3880	00057	LOTTERY & GAMING SURPLUS ACCT	429499--Lottery Surplus Revenue	166,324,253.02
30340	3880	00057	LOTTERY & GAMING SURPLUS ACCT	740828--Riverboat Wagering Tax	81,316,485.43
30340	3880	00057	LOTTERY & GAMING SURPLUS ACCT	749165--Pari-Mutuel Tax Transfer	263,115.59
30340	3880	00057	LOTTERY & GAMING SURPLUS ACCT	749170--Charity Gaming Transfer	2,250,000.00
Total of Fund					250,153,949.38
41655	3890	00425	INDIVIDUAL SUPPORT-REV ONLY	422065--Ind Supp Fed Medicaid MI Fed	127,377.85
41660	3890	00430	INDIVIDUAL SUPPORT-REV ONLY	422065--Ind Supp Fed Medicaid MI Fed	5,079.73
Total of Fund					132,457.58
41714	3900	00615	SOUTH BEND WORK RELEASE CENTER	430420--Sle of Per Prop - Surplus Prop	61.00
41714	3900	00615	SOUTH BEND WORK RELEASE CENTER	447000--Return of Prior Year Funds	2,763.00
Total of Fund					2,824.00
41810	3920	00300	HERITAGE TRUST-STATE PARKS	740772--Transfer Heritage Trust Clr	100,234.39
41815	3920	00300	HERITAGE TRUST-STATE FORESTS	740772--Transfer Heritage Trust Clr	100,234.39
41820	3920	00300	HERITAGE TRUST-FISH & WILDLIFE	740772--Transfer Heritage Trust Clr	100,234.39
41825	3920	00300	HERITAGE TRUST-OUTDOOR RECRE.	740772--Transfer Heritage Trust Clr	100,234.39
41830	3920	00300	HERITAGE TRUST-DISC. & INV.	463060--DNR Donations Revenue	6,985.00
41830	3920	00300	HERITAGE TRUST-DISC. & INV.	463276--IHT - Forestry - public donati	50.00
41830	3920	00300	HERITAGE TRUST-DISC. & INV.	740772--Transfer Heritage Trust Clr	501,171.73
41835	3920	00300	HERITAGE TRUST -NATURE PERSERV	463060--DNR Donations Revenue	28,500.00
41835	3920	00300	HERITAGE TRUST -NATURE PERSERV	740772--Transfer Heritage Trust Clr	100,234.39
41840	3920	00300	HERITAGE TRUST - STEWARDSHIP	740772--Transfer Heritage Trust Clr	52,754.93
41845	3920	00300	HERITAGE TRUST PROGR-INVESTMEN	429650--CD Interest Income	2,019.86
41845	3920	00300	HERITAGE TRUST PROGR-INVESTMEN	429660--Government Interest Income	4,903.88
41845	3920	00300	HERITAGE TRUST PROGR-INVESTMEN	429665--Sec Lending Interest income	1.72
41850	3920	00300	HERITAGE TRUST - CLEARING	425387--Heritage Trust Fees	1,020,925.00
Total of Fund					2,118,484.07
41910	3940	00090	GASOLINE TAX IC 6-6-1.1	414200--Gasoline Tax	25,000,000.00
41920	3940	00090	SPECIAL FUELS TAX IC 6-6-2.1	414200--Gasoline Tax	25,000,000.00
41930	3940	00090	GAS TAX IC 6-6-1.1-801.5(C)	400400--Prior Period Adjustment	2,344.13
41930	3940	00090	GAS TAX IC 6-6-1.1-801.5(C)	414200--Gasoline Tax	29,355,947.74
41940	3940	00050	MVH #1 DIST TO LOCAL GOVT	740704--MVH #1 LOCAL SHARE	15,000,000.00
41960	3940	00050	MVH #2 DIST TO LOCAL GOVT	740705--MVH #2 LOCAL SHARE	15,000,000.00
Total of Fund					109,358,291.87
70710	3950	00570	REVENUE ONLY IVH BUILDING FUND	441000--Fed Grant Revenue	1,709,024.67
70730	3950	00570	IVH IVH Bldg Fund	400400--Prior Period Adjustment	(3,750,600.00)
70730	3950	00570	IVH IVH Bldg Fund	421116--SPECIAL FUND MISCELLANEOUS	672,045.53
Total of Fund					(1,369,529.80)
30511	4000	00090	OVERSIZE/OVERWEIGHT FEES	427475--DOR BMW OSOW Fee	18,200,309.59
30512	4000	00800	State Highway Revenue Fund	400400--Prior Period Adjustment	2,344.13
30512	4000	00800	State Highway Revenue Fund	414300--Special Fuel Tax	29,355,947.69
30512	4000	00800	State Highway Revenue Fund	420360--Copies and Report Fees	32.30
30512	4000	00800	State Highway Revenue Fund	421660--Tire Recycling	10,880.00
30512	4000	00800	State Highway Revenue Fund	423262--Sponsorship Revenue	375,000.00
30512	4000	00800	State Highway Revenue Fund	425780--Recycling	349,562.50
30512	4000	00800	State Highway Revenue Fund	427475--DOR BMW OSOW Fee	171,299.85
30512	4000	00800	State Highway Revenue Fund	427530--Collection Agency Fees	(14,555.26)

Auditor of State
Schedule of Revenue
July 1, 2013 through June 30, 2014

PS Fund	CAFR Fund	BU	PS Fund Description	Source of Revenue	Revenue
30512	4000	00800	State Highway Revenue Fund	428050--Railroad Police Officer Fee Re	50.00
30512	4000	00800	State Highway Revenue Fund	428114--Airport Safety Fees	23,400.00
30512	4000	00800	State Highway Revenue Fund	428116--Cut Road Permit	101,300.00
30512	4000	00800	State Highway Revenue Fund	428128--Cellular Tower Fees	399,605.91
30512	4000	00800	State Highway Revenue Fund	428131--Road Improvement Reimbursement	3,915,684.34
30512	4000	00800	State Highway Revenue Fund	428132--Banner Permits	107,147.21
30512	4000	00800	State Highway Revenue Fund	428140--Tourist Oriented Dir Sign	515,163.02
30512	4000	00800	State Highway Revenue Fund	429600--Toll Receipts	(1,650.95)
30512	4000	00800	State Highway Revenue Fund	430191--Rntl of Prop - INDOT Rent	100,670.72
30512	4000	00800	State Highway Revenue Fund	430210--Sales of State Land	912,906.62
30512	4000	00800	State Highway Revenue Fund	430310--Sale of State Property	13,694.00
30512	4000	00800	State Highway Revenue Fund	430420--Sle of Per Prop - Surplus Prop	402,209.15
30512	4000	00800	State Highway Revenue Fund	430630--Sale of Surplus Materials	206,410.09
30512	4000	00800	State Highway Revenue Fund	430916--Sales - Gas and Oil	7,181.34
30512	4000	00800	State Highway Revenue Fund	431410--Lease of Land and Petro Roylts	7.73
30512	4000	00800	State Highway Revenue Fund	431510--Blind Vend Sales Commissions	32,965.18
30512	4000	00800	State Highway Revenue Fund	439102--Training	44,430.00
30512	4000	00800	State Highway Revenue Fund	441000--Fed Grant Revenue	550,810.33
30512	4000	00800	State Highway Revenue Fund	447000--Return of Prior Year Funds	40,716.85
30512	4000	00800	State Highway Revenue Fund	450310--Fines	460.25
30512	4000	00800	State Highway Revenue Fund	451310--Interest & Penalties	31,738.43
30512	4000	00800	State Highway Revenue Fund	455110--Overweight Vehicle Fines	972,023.48
30512	4000	00800	State Highway Revenue Fund	461200--Condemnation	797,498.22
30512	4000	00800	State Highway Revenue Fund	463280--Undesignated Donations	10.00
30512	4000	00800	State Highway Revenue Fund	472340--Claims & Comp - Auto Damage	483,467.51
30512	4000	00800	State Highway Revenue Fund	472342--Claims & Comp - Road Damage	6,029,198.31
30512	4000	00800	State Highway Revenue Fund	474005--Patronage Refund	10,645.06
30512	4000	00800	State Highway Revenue Fund	740700--Road and Street INDOT Share	90,512,702.60
30512	4000	00800	State Highway Revenue Fund	740701--MVH#1 INDOT SHARE	10,000,000.00
30512	4000	00800	State Highway Revenue Fund	740702--Motor Carrier Tax INDOT Share	436,813.61
30512	4000	00800	State Highway Revenue Fund	740703--MVH #2 INDOT SHARE	10,000,000.00
30512	4000	00800	State Highway Revenue Fund	740706--Motor Carrier Surcharge INDOT	42,296,028.41
30512	4000	00800	State Highway Revenue Fund	740708--Trip Permits INDOT Share	217,954.50
30512	4000	00800	State Highway Revenue Fund	740732--53% Distribution to INDOT	385,211,405.13
30519	4000	00800	OPERATIONS	428116--Cut Road Permit	(171.00)
30519	4000	00800	OPERATIONS	439102--Training	(20.10)
30519	4000	00800	OPERATIONS	447000--Return of Prior Year Funds	42,086.45
30523	4000	00800	ACCESS ROAD CONSTR IC 8-23-5-7	740736--Access Road County Share	214,467.00
30523	4000	00800	ACCESS ROAD CONSTR IC 8-23-5-7	740740--Access Road City Town Share	100,926.00
30529	4000	00800	WORK ZONE SAFETY FUND	455130--Workzone Safety Fine	742,416.11
30529	4000	00800	WORK ZONE SAFETY FUND	740280--RecurStatXfr- State User Fee	205,564.80
30537	4000	00800	STATE INFRASTRUCTURE BANK	429601--Interest on Loans	311,228.70
30545	4000	00800	STATE - HERPICC	740734--LTAP County Share	1,167,263.00
30545	4000	00800	STATE - HERPICC	740738--LTAP City and Town Share	549,300.00
30588	4000	00800	COUNTY MATCH FOR FEDERAL HWY	428131--Road Improvement Reimbursement	500,000.00
30588	4000	00800	COUNTY MATCH FOR FEDERAL HWY	464180--LOCAL PROJECTS	55,778,920.14
30588	4000	00800	COUNTY MATCH FOR FEDERAL HWY	464185--Local Subsidy û Amtrak	628,920.00
30589	4000	00800	LOCAL MATCH FOR FEDERAL HWY	464180--LOCAL PROJECTS	(92,596.46)
Total of Fund					662,971,772.49
30699	4260	00050	CLOSING CENTER	400400--Prior Period Adjustment	24,556,469.83
30699	4260	00050	CLOSING CENTER	429650--CD Interest Income	4,180.58
30699	4260	00050	CLOSING CENTER	429660--Government Interest Income	31,277.12
30699	4260	00050	CLOSING CENTER	429665--Sec Lending Interest income	82,501.85
30699	4260	00050	CLOSING CENTER	429680--General Interest Income	2,197,846.36
Total of Fund					26,872,275.74
30710	4270	00057	NEXT GENERATION FUND	400400--Prior Period Adjustment	21,170,807.82
30710	4270	00057	NEXT GENERATION FUND	429665--Sec Lending Interest income	28,642.15
Total of Fund					21,199,449.97
42215	4580	00800	CONSTRUCTION IMPROVEMENT	400400--Prior Period Adjustment	4,684.05
42215	4580	00800	CONSTRUCTION IMPROVEMENT	414200--Gasoline Tax	58,659,096.92
Total of Fund					58,663,780.97
42420	4640	00800	CROSSROADS 2000-DISTRIBUTION	464020--CROSSROADS 2000-DISTRIBUTION	33,320,734.73
42420	4640	00800	CROSSROADS 2000-DISTRIBUTION	464080--FORESTRY GRANTS	42,138.00
Total of Fund					33,362,872.73
42610	4660	00700	SCHOOL DISASTER LOAN FUND	429601--Interest on Loans	16,087.96

Auditor of State
Schedule of Revenue
July 1, 2013 through June 30, 2014

PS Fund	CAFR Fund	BU	PS Fund Description	Source of Revenue	Revenue
Total of Fund					16,087.96
53910	5000	00300	WEST BADEN SPRINGS HIST PRESER	429660--Government Interest Income	39,091.17
53910	5000	00300	WEST BADEN SPRINGS HIST PRESER	429665--Sec Lending Interest income	78.54
Total of Fund					39,169.71
55115	5040	00385	COMMUNICATIONS	643101--Temp services	1,093.53
Total of Fund					1,093.53
71200	5110	00071	DISABILITY PROGRAM	474006--Health Insurance Withholdings	1,273,983.93
Total of Fund					1,273,983.93
43410	5120	00061	SALE OF STATE PROPERTY	430420--Sle of Per Prop - Surplus Prop	144,077.66
Total of Fund					144,077.66
71340	5150	00515	PEN PRODUCTS CONTROL	437701--Clean Prod Floor Care	32,721,235.28
71350	5150	00515	PEN PRODUCTS OPERATING	420820--DOC Miscellaneous Revenues	1,897.56
71350	5150	00515	PEN PRODUCTS OPERATING	429670--Checking Interest Income	478.28
71350	5150	00515	PEN PRODUCTS OPERATING	644750--ID Tags	16,050.00
71350	5150	00515	PEN PRODUCTS OPERATING	649102--Training	2,600.00
71350	5150	00515	PEN PRODUCTS OPERATING	649792--Printing Service	400.00
71380	5150	00515	PLAINFIELD CORR FAC-PEN/INDUS	644780--Garments	98.25
71380	5150	00515	PLAINFIELD CORR FAC-PEN/INDUS	649791--Laundry Service	339,854.83
71400	5150	00515	COMMISSARY	642071--ITN Misc Charges	449.34
71400	5150	00515	COMMISSARY	644701--Clean Prod Floor Care	1,306.37
71400	5150	00515	COMMISSARY	644702--Clean Prod Janitorial	7,033.96
71400	5150	00515	COMMISSARY	644704--Clean Prod Containers	283.00
71400	5150	00515	COMMISSARY	644706--Clean Prod Personal Hygiene	170,795.20
71400	5150	00515	COMMISSARY	644716--Det Furn - Mattress & Pillow	11,082.83
71400	5150	00515	COMMISSARY	644780--Garments	71,132.82
71400	5150	00515	COMMISSARY	649790--Commissary	9,773.70
71400	5150	00515	COMMISSARY	649792--Printing Service	195.81
71400	5150	00515	COMMISSARY	649802--Pen - Fulfillment	9.20
71420	5150	00515	STATE PRISON-PEN/INDUSTRIES	644335--Parts charges	2,203.00
71420	5150	00515	STATE PRISON-PEN/INDUSTRIES	644606--Motor Vehicle Maintenance	125.40
71420	5150	00515	STATE PRISON-PEN/INDUSTRIES	644701--Clean Prod Floor Care	2,505.00
71420	5150	00515	STATE PRISON-PEN/INDUSTRIES	644721--Off Furn - Parts & Access	1,809.80
71420	5150	00515	STATE PRISON-PEN/INDUSTRIES	644723--Off Furn - Office Seating	915.00
71420	5150	00515	STATE PRISON-PEN/INDUSTRIES	644730--Park Lodge - Outdoor Grille	14,519.00
71420	5150	00515	STATE PRISON-PEN/INDUSTRIES	644736--Storage Optn - Metal Cabinet	8,500.00
71420	5150	00515	STATE PRISON-PEN/INDUSTRIES	644737--Storage Optn - Metal Lockers	2,562.00
71420	5150	00515	STATE PRISON-PEN/INDUSTRIES	644752--Digital License Plates	671,651.93
71420	5150	00515	STATE PRISON-PEN/INDUSTRIES	645711--Det Furn - Benches	475.00
71420	5150	00515	STATE PRISON-PEN/INDUSTRIES	645713--Metal Beds	8,590.00
71420	5150	00515	STATE PRISON-PEN/INDUSTRIES	645714--DormFurn - Beds	1,000.00
71420	5150	00515	STATE PRISON-PEN/INDUSTRIES	645721--Off Furn - Desks & Credenzas	3,800.00
71420	5150	00515	STATE PRISON-PEN/INDUSTRIES	645730--Park Lodge - Benches	2,220.00
71420	5150	00515	STATE PRISON-PEN/INDUSTRIES	649792--Printing Service	2,101.79
71430	5150	00515	PENDLETON CORR FAC-PEN/INDUS	430420--Sle of Per Prop - Surplus Prop	750.20
71430	5150	00515	PENDLETON CORR FAC-PEN/INDUS	644335--Parts charges	18.05
71430	5150	00515	PENDLETON CORR FAC-PEN/INDUS	644712--Det Furn - Individual Chairs	36,838.00
71430	5150	00515	PENDLETON CORR FAC-PEN/INDUS	644713--Det Furn - Stacking Chairs	37,595.96
71430	5150	00515	PENDLETON CORR FAC-PEN/INDUS	644714--Det Furn - Stools	674.00
71430	5150	00515	PENDLETON CORR FAC-PEN/INDUS	644717--DormFurn - Chests & Desks	3,640.00
71430	5150	00515	PENDLETON CORR FAC-PEN/INDUS	644719--DormFurn - Seating	31,825.28
71430	5150	00515	PENDLETON CORR FAC-PEN/INDUS	644721--Off Furn - Parts & Access	24,572.59
71430	5150	00515	PENDLETON CORR FAC-PEN/INDUS	644723--Off Furn - Office Seating	419,823.99
71430	5150	00515	PENDLETON CORR FAC-PEN/INDUS	644730--Park Lodge - Outdoor Grille	20,958.00
71430	5150	00515	PENDLETON CORR FAC-PEN/INDUS	644740--Tables - Folding	271.00
71430	5150	00515	PENDLETON CORR FAC-PEN/INDUS	644780--Garments	19,668.00
71430	5150	00515	PENDLETON CORR FAC-PEN/INDUS	645711--Det Furn - Benches	21,282.00
71430	5150	00515	PENDLETON CORR FAC-PEN/INDUS	645721--Off Furn - Desks & Credenzas	12,191.00
71430	5150	00515	PENDLETON CORR FAC-PEN/INDUS	645722--Off Furn - Freestand Modular	180.00
71430	5150	00515	PENDLETON CORR FAC-PEN/INDUS	645725--Lounge Furniture	70,721.45
71430	5150	00515	PENDLETON CORR FAC-PEN/INDUS	645741--Tables - Conference	2,165.00
71430	5150	00515	PENDLETON CORR FAC-PEN/INDUS	645742--Tables - Dining	119.00
71430	5150	00515	PENDLETON CORR FAC-PEN/INDUS	649345--Labor Charges	734.00
71430	5150	00515	PENDLETON CORR FAC-PEN/INDUS	649791--Laundry Service	161.54
71430	5150	00515	PENDLETON CORR FAC-PEN/INDUS	649792--Printing Service	3,887.00
71430	5150	00515	PENDLETON CORR FAC-PEN/INDUS	649802--Pen - Fulfillment	4,266.00
71440	5150	00515	PUTNAMVILLE COR FAC-PEN/IND	644723--Off Furn - Office Seating	3,600.00
71440	5150	00515	PUTNAMVILLE COR FAC-PEN/IND	644731--Park Lodge - Picnic Table	1,264.00

Auditor of State
Schedule of Revenue
July 1, 2013 through June 30, 2014

PS Fund	CAFR Fund	BU	PS Fund Description	Source of Revenue	Revenue
71440	5150	00515	PUTNAMVILLE COR FAC-PEN/IND	645721--Off Furn - Desks & Credenzas	274.00
71440	5150	00515	PUTNAMVILLE COR FAC-PEN/IND	645731--Park Lodge - Shelter House	17,612.00
71460	5150	00515	WESTVILLE CORR FAC-PEN/IND	644335--Parts charges	1,306.00
71460	5150	00515	WESTVILLE CORR FAC-PEN/IND	645750--Highway Signs	798,439.86
71460	5150	00515	WESTVILLE CORR FAC-PEN/IND	649792--Printing Service	5,794.14
71460	5150	00515	WESTVILLE CORR FAC-PEN/IND	649800--INDOT Work Crews	148,151.02
71470	5150	00515	WABASH VALLEY CORR FAC-PEN	420820--DOC Miscellaneous Revenues	76.10
71470	5150	00515	WABASH VALLEY CORR FAC-PEN	642071--ITN Misc Charges	2,277.97
71470	5150	00515	WABASH VALLEY CORR FAC-PEN	644201--Paper and Forms per 1000 Pages	14,845.84
71470	5150	00515	WABASH VALLEY CORR FAC-PEN	644721--Off Furn - Parts & Access	36,000.00
71470	5150	00515	WABASH VALLEY CORR FAC-PEN	644751--Stamped License Plates	273,600.00
71470	5150	00515	WABASH VALLEY CORR FAC-PEN	645721--Off Furn - Desks & Credenzas	736.58
71470	5150	00515	WABASH VALLEY CORR FAC-PEN	649102--Training	2,922.02
71470	5150	00515	WABASH VALLEY CORR FAC-PEN	649271--Archive Storage	39.12
71470	5150	00515	WABASH VALLEY CORR FAC-PEN	649792--Printing Service	328,208.93
71470	5150	00515	WABASH VALLEY CORR FAC-PEN	649801--Pen - Moving	60.34
71470	5150	00515	WABASH VALLEY CORR FAC-PEN	649802--Pen - Fulfillment	2,284.07
71480	5150	00515	BRANCHVILLE CORR FAC-PEN/IND	644201--Paper and Forms per 1000 Pages	147.00
71480	5150	00515	BRANCHVILLE CORR FAC-PEN/IND	644320--State in-house product charges	441.00
71480	5150	00515	BRANCHVILLE CORR FAC-PEN/IND	644702--Clean Prod Janitorial	27,189.95
71480	5150	00515	BRANCHVILLE CORR FAC-PEN/IND	644706--Clean Prod Personal Hygiene	1,841.25
71480	5150	00515	BRANCHVILLE CORR FAC-PEN/IND	644723--Off Furn - Office Seating	220.50
71480	5150	00515	BRANCHVILLE CORR FAC-PEN/IND	644780--Garments	5,012.50
71480	5150	00515	BRANCHVILLE CORR FAC-PEN/IND	644782--Toilet Paper	1,051,598.16
71490	5150	00515	CORRECTIONAL IND FACILITY-FOOD	644701--Clean Prod Floor Care	14,915.10
71490	5150	00515	CORRECTIONAL IND FACILITY-FOOD	649791--Laundry Service	45,398.40
71500	5150	00515	ROCKVILLE CORR CTR-PEN/INDUS	430188--Dorm Lodging	659,385.84
71500	5150	00515	ROCKVILLE CORR CTR-PEN/INDUS	644702--Clean Prod Janitorial	64.00
71500	5150	00515	ROCKVILLE CORR CTR-PEN/INDUS	644716--Det Furn - Mattress & Pillow	425,870.50
71500	5150	00515	ROCKVILLE CORR CTR-PEN/INDUS	644780--Garments	442,751.64
71500	5150	00515	ROCKVILLE CORR CTR-PEN/INDUS	645714--DormFurn - Beds	22,460.00
71540	5150	00515	MIAMI CORR FACILITY-PEN/INDUS	644330--Outside product charges	168.00
71540	5150	00515	MIAMI CORR FACILITY-PEN/INDUS	644701--Clean Prod Floor Care	145,608.16
71540	5150	00515	MIAMI CORR FACILITY-PEN/INDUS	644702--Clean Prod Janitorial	562,559.79
71540	5150	00515	MIAMI CORR FACILITY-PEN/INDUS	644703--Clean Prod Laundry	103,697.25
71540	5150	00515	MIAMI CORR FACILITY-PEN/INDUS	644704--Clean Prod Containers	599.25
71540	5150	00515	MIAMI CORR FACILITY-PEN/INDUS	644706--Clean Prod Personal Hygiene	73,813.38
71540	5150	00515	MIAMI CORR FACILITY-PEN/INDUS	644708--Clean Prod RTU Labels	358.00
71540	5150	00515	MIAMI CORR FACILITY-PEN/INDUS	644709--Clean Prod Specity Clean Prod	759.10
71540	5150	00515	MIAMI CORR FACILITY-PEN/INDUS	644710--Clean Prod Warewash	3,877.75
71540	5150	00515	MIAMI CORR FACILITY-PEN/INDUS	644723--Off Furn - Office Seating	48.00
71540	5150	00515	MIAMI CORR FACILITY-PEN/INDUS	644736--Storage Optn - Metal Cabinet	97.00
71540	5150	00515	MIAMI CORR FACILITY-PEN/INDUS	644750--ID Tags	7,628.00
71540	5150	00515	MIAMI CORR FACILITY-PEN/INDUS	644780--Garments	610,275.79
71540	5150	00515	MIAMI CORR FACILITY-PEN/INDUS	644782--Toilet Paper	2,007.58
71540	5150	00515	MIAMI CORR FACILITY-PEN/INDUS	649790--Commissary	2,403.63
71540	5150	00515	MIAMI CORR FACILITY-PEN/INDUS	649792--Printing Service	9,976.75
71540	5150	00515	MIAMI CORR FACILITY-PEN/INDUS	649802--Pen - Fulfillment	4,095.25
Total of Fund					40,652,756.92
43955	5160	00057	Accounting Centralization	649208--Centralized Accounting Service	411,423.25
Total of Fund					411,423.25
71620	5220	00061	GENERAL SERVICES ROTARY	649410--Postage RevenuePostage Revenue	10,260,164.56
71620	5220	00061	GENERAL SERVICES ROTARY	649420--Courier Revenue	347,204.77
71620	5220	00061	GENERAL SERVICES ROTARY	649430--Mail Management Fees	1,668,470.16
71620	5220	00061	GENERAL SERVICES ROTARY	649792--Printing Service	5,249,387.82
71630	5220	00061	MOTOR POOL REVOLVING ROTARY	430310--Sale of State Property	333,946.86
71630	5220	00061	MOTOR POOL REVOLVING ROTARY	431310--Abandoned Vehicle Sales	508.00
71630	5220	00061	MOTOR POOL REVOLVING ROTARY	431428--FR - recycle revenue	23,711.50
71630	5220	00061	MOTOR POOL REVOLVING ROTARY	439345--Labor Charges	3,968.33
71630	5220	00061	MOTOR POOL REVOLVING ROTARY	439350--Lease Rate	1,134.00
71630	5220	00061	MOTOR POOL REVOLVING ROTARY	439355--Motor Pool Charges	5,008.55
71630	5220	00061	MOTOR POOL REVOLVING ROTARY	439360--Special Charges	1,277.00
71630	5220	00061	MOTOR POOL REVOLVING ROTARY	472500--INSURANCE RECOVERY	18,424.70
71630	5220	00061	MOTOR POOL REVOLVING ROTARY	644320--State in-house product charges	358,256.88
71630	5220	00061	MOTOR POOL REVOLVING ROTARY	644330--Outside product charges	15,155.86
71630	5220	00061	MOTOR POOL REVOLVING ROTARY	644335--Parts charges	428,579.81
71630	5220	00061	MOTOR POOL REVOLVING ROTARY	649340--Commercial Charges	137,432.89
71630	5220	00061	MOTOR POOL REVOLVING ROTARY	649345--Labor Charges	238,786.33
71630	5220	00061	MOTOR POOL REVOLVING ROTARY	649350--Lease Rate	134,358.87
71630	5220	00061	MOTOR POOL REVOLVING ROTARY	649355--Motor Pool Charges	298.50
71630	5220	00061	MOTOR POOL REVOLVING ROTARY	649360--Special Charges	69,450.08
71660	5220	00067	IN OFC OF TECHNOLOGY	430988--Sales - Maint Services	7,525.00

Auditor of State
Schedule of Revenue
July 1, 2013 through June 30, 2014

PS Fund	CAFR Fund	BU	PS Fund Description	Source of Revenue	Revenue
71660	5220	00067	IN OFC OF TECHNOLOGY	436050--T1	39,867.46
71660	5220	00067	IN OFC OF TECHNOLOGY	436052--56K Frame Relay	278,528.32
71660	5220	00067	IN OFC OF TECHNOLOGY	436054--Gigaman Circuit	37,794.59
71660	5220	00067	IN OFC OF TECHNOLOGY	436071--ITN Misc Charges	34,592.01
71660	5220	00067	IN OFC OF TECHNOLOGY	436072--Seat Charge	733,613.75
71660	5220	00067	IN OFC OF TECHNOLOGY	436073--Email	1,504.80
71660	5220	00067	IN OFC OF TECHNOLOGY	436074--Seat Charges Non-Network	13,014.50
71660	5220	00067	IN OFC OF TECHNOLOGY	436075--Excess E-mail Storage	1,077.80
71660	5220	00067	IN OFC OF TECHNOLOGY	436076--Archive E-mail Storage	7,316.67
71660	5220	00067	IN OFC OF TECHNOLOGY	436077--Seat Charge NonNetworkPlus	18,495.00
71660	5220	00067	IN OFC OF TECHNOLOGY	436078--Instant Messaging	39.10
71660	5220	00067	IN OFC OF TECHNOLOGY	436109--Voice or Data Equip Inv	2,158.66
71660	5220	00067	IN OFC OF TECHNOLOGY	436110--Cellular Phone Service	94,713.72
71660	5220	00067	IN OFC OF TECHNOLOGY	436115--Data Service Monthly	951.26
71660	5220	00067	IN OFC OF TECHNOLOGY	436130--Telephone - Centrex	138,789.67
71660	5220	00067	IN OFC OF TECHNOLOGY	436134--IP Phone	17,687.20
71660	5220	00067	IN OFC OF TECHNOLOGY	436137--Telephone - Remote	56,739.08
71660	5220	00067	IN OFC OF TECHNOLOGY	436140--Dir Assistance	50.98
71660	5220	00067	IN OFC OF TECHNOLOGY	436145--Exact Target Services	372,132.86
71660	5220	00067	IN OFC OF TECHNOLOGY	436150--Long Distance	10,799.73
71660	5220	00067	IN OFC OF TECHNOLOGY	436151--800# Service	4,201.06
71660	5220	00067	IN OFC OF TECHNOLOGY	436153--Calling Card	0.95
71660	5220	00067	IN OFC OF TECHNOLOGY	436155--Non Contracted Long Distance	6,949.00
71660	5220	00067	IN OFC OF TECHNOLOGY	436160--Pager Process Fee	904.10
71660	5220	00067	IN OFC OF TECHNOLOGY	436171--ACD - Auto Call Distrib	20,812.73
71660	5220	00067	IN OFC OF TECHNOLOGY	436193--Voice Mail Auto Attendant	58.62
71660	5220	00067	IN OFC OF TECHNOLOGY	436311--Blackberry Services	1,730.00
71660	5220	00067	IN OFC OF TECHNOLOGY	436331--Site to Site VPN	80,485.19
71660	5220	00067	IN OFC OF TECHNOLOGY	436360--Extranet FTP Services	387.84
71660	5220	00067	IN OFC OF TECHNOLOGY	436370--Citrix	23,079.50
71660	5220	00067	IN OFC OF TECHNOLOGY	436391--Internet Broadband	5,820.92
71660	5220	00067	IN OFC OF TECHNOLOGY	436395--Network Services	8,795.31
71660	5220	00067	IN OFC OF TECHNOLOGY	436396--Enterprise SSL	2,434.05
71660	5220	00067	IN OFC OF TECHNOLOGY	439052--Disaster Recovery	943.80
71660	5220	00067	IN OFC OF TECHNOLOGY	439101--Agency Bill Back	128,482.48
71660	5220	00067	IN OFC OF TECHNOLOGY	439102--Training	3,051.94
71660	5220	00067	IN OFC OF TECHNOLOGY	439105--Communication Service Analyst	1,416.24
71660	5220	00067	IN OFC OF TECHNOLOGY	439106--In.Gov Charges	15,472,191.64
71660	5220	00067	IN OFC OF TECHNOLOGY	439207--Transactions	776,264.47
71660	5220	00067	IN OFC OF TECHNOLOGY	439210--Job Production	134,169.28
71660	5220	00067	IN OFC OF TECHNOLOGY	439211--Tape Accesses	47,411.71
71660	5220	00067	IN OFC OF TECHNOLOGY	439220--Disk Megabytes Allocated	66,169.04
71660	5220	00067	IN OFC OF TECHNOLOGY	439260--Physical Server Hosting	74,988.36
71660	5220	00067	IN OFC OF TECHNOLOGY	439262--Virtual Server Hosting	55,639.98
71660	5220	00067	IN OFC OF TECHNOLOGY	439266--Database Hosting	286,786.01
71660	5220	00067	IN OFC OF TECHNOLOGY	439270--Shared SAN Storage	102,334.19
71660	5220	00067	IN OFC OF TECHNOLOGY	439282--Shared Web Hosting	10,965.86
71660	5220	00067	IN OFC OF TECHNOLOGY	439290--GIS-Geographic Information Ser	518,295.54
71660	5220	00067	IN OFC OF TECHNOLOGY	439299--Service Tech Time & Mat	1,560.00
71660	5220	00067	IN OFC OF TECHNOLOGY	439345--Labor Charges	(565.00)
71660	5220	00067	IN OFC OF TECHNOLOGY	463200--LILLY DONATIONS	500,000.00
71660	5220	00067	IN OFC OF TECHNOLOGY	642049--DS3	(308.43)
71660	5220	00067	IN OFC OF TECHNOLOGY	642050--T1	3,726,769.31
71660	5220	00067	IN OFC OF TECHNOLOGY	642052--56K Frame Relay	(95.28)
71660	5220	00067	IN OFC OF TECHNOLOGY	642053--Optiman Circuit	28,831.36
71660	5220	00067	IN OFC OF TECHNOLOGY	642054--Gigaman Circuit	1,598,262.75
71660	5220	00067	IN OFC OF TECHNOLOGY	642071--ITN Misc Charges	204,575.83
71660	5220	00067	IN OFC OF TECHNOLOGY	642072--Seat Charge	24,769,249.46
71660	5220	00067	IN OFC OF TECHNOLOGY	642073--Email	100,010.68
71660	5220	00067	IN OFC OF TECHNOLOGY	642074--Seat Charges Non-Network	2,207,870.00
71660	5220	00067	IN OFC OF TECHNOLOGY	642075--Excess E-mail Storage	3,644.08
71660	5220	00067	IN OFC OF TECHNOLOGY	642076--Archive E-mail Storage	152,347.86
71660	5220	00067	IN OFC OF TECHNOLOGY	642077--Seat Charge NonNetworkPlus	585,990.00
71660	5220	00067	IN OFC OF TECHNOLOGY	642078--Instant Messaging	4,798.93
71660	5220	00067	IN OFC OF TECHNOLOGY	642109--Voice or Data Equip Inv	246,264.23
71660	5220	00067	IN OFC OF TECHNOLOGY	642110--Cellular Phone Service	6,087,735.69
71660	5220	00067	IN OFC OF TECHNOLOGY	642115--Data Service Monthly	148,863.37
71660	5220	00067	IN OFC OF TECHNOLOGY	642130--Telephone - Centrex	1,618,253.27
71660	5220	00067	IN OFC OF TECHNOLOGY	642132--Contact Center	381,147.15
71660	5220	00067	IN OFC OF TECHNOLOGY	642134--IP Phone	864,034.92
71660	5220	00067	IN OFC OF TECHNOLOGY	642137--Telephone - Remote	2,316,438.56
71660	5220	00067	IN OFC OF TECHNOLOGY	642138--Telephone Tariff/System Charge	166,576.34
71660	5220	00067	IN OFC OF TECHNOLOGY	642140--Dir Assistance	4,465.84
71660	5220	00067	IN OFC OF TECHNOLOGY	642145--Exact Target Services	46,241.81
71660	5220	00067	IN OFC OF TECHNOLOGY	642150--Long Distance	758,957.67
71660	5220	00067	IN OFC OF TECHNOLOGY	642151--800# Service	1,492,234.32

Auditor of State
Schedule of Revenue
July 1, 2013 through June 30, 2014

PS Fund	CAFR Fund	BU	PS Fund Description	Source of Revenue	Revenue
71660	5220	00067	IN OFC OF TECHNOLOGY	642153--Calling Card	2,555.77
71660	5220	00067	IN OFC OF TECHNOLOGY	642155--Non Contracted Long Distance	232,219.38
71660	5220	00067	IN OFC OF TECHNOLOGY	642156--Network Services	5,288,201.20
71660	5220	00067	IN OFC OF TECHNOLOGY	642158--Enterprise SSL	72,586.89
71660	5220	00067	IN OFC OF TECHNOLOGY	642160--Pager Process Fee	45,924.94
71660	5220	00067	IN OFC OF TECHNOLOGY	642171--ACD - Auto Call Distrib	102,576.00
71660	5220	00067	IN OFC OF TECHNOLOGY	642193--Voice Mail Auto Attendent	478.73
71660	5220	00067	IN OFC OF TECHNOLOGY	642194--International Toll	22.11
71660	5220	00067	IN OFC OF TECHNOLOGY	642195--Conference Calls	440.90
71660	5220	00067	IN OFC OF TECHNOLOGY	642311--Blackberry Services	12,811.23
71660	5220	00067	IN OFC OF TECHNOLOGY	642330--Remote Services Client VPN	4,773.12
71660	5220	00067	IN OFC OF TECHNOLOGY	642331--Site to Site VPN	813,549.86
71660	5220	00067	IN OFC OF TECHNOLOGY	642360--Extranet FTP Services	10,280.72
71660	5220	00067	IN OFC OF TECHNOLOGY	642370--Citrix	747,755.66
71660	5220	00067	IN OFC OF TECHNOLOGY	642380--Oracle UCM	715,716.45
71660	5220	00067	IN OFC OF TECHNOLOGY	642390--Remote Services: Dial Up	544.50
71660	5220	00067	IN OFC OF TECHNOLOGY	642391--Internet Broadband	212,778.51
71660	5220	00067	IN OFC OF TECHNOLOGY	642392--Video Bridging	80,122.95
71660	5220	00067	IN OFC OF TECHNOLOGY	643633--Information Retrieval	3,262.50
71660	5220	00067	IN OFC OF TECHNOLOGY	643901--PC Refresh Upgrades	722,355.22
71660	5220	00067	IN OFC OF TECHNOLOGY	649052--Disaster Recovery	626,201.57
71660	5220	00067	IN OFC OF TECHNOLOGY	649102--Training	96,172.56
71660	5220	00067	IN OFC OF TECHNOLOGY	649105--Communication Service Analyst	125,319.45
71660	5220	00067	IN OFC OF TECHNOLOGY	649106--IN.Gov Charges	(12,820.70)
71660	5220	00067	IN OFC OF TECHNOLOGY	649207--Transactions	6,955,598.73
71660	5220	00067	IN OFC OF TECHNOLOGY	649210--Job Production	383,528.48
71660	5220	00067	IN OFC OF TECHNOLOGY	649211--Tape Accesses	306,601.61
71660	5220	00067	IN OFC OF TECHNOLOGY	649212--Dedicated Mainframe Sup	13,228.91
71660	5220	00067	IN OFC OF TECHNOLOGY	649220--Disk Megabytes Allocated	150,265.36
71660	5220	00067	IN OFC OF TECHNOLOGY	649251--Database Maintenance Services	31,417.52
71660	5220	00067	IN OFC OF TECHNOLOGY	649260--Physical Server Hosting	3,141,402.17
71660	5220	00067	IN OFC OF TECHNOLOGY	649261--Application Development	170,538.75
71660	5220	00067	IN OFC OF TECHNOLOGY	649262--Virtual Server Hosting	3,099,033.45
71660	5220	00067	IN OFC OF TECHNOLOGY	649263--Dedicated Systems Admin Sup	1,187,343.44
71660	5220	00067	IN OFC OF TECHNOLOGY	649265--Shared Database Hosting	1,535,279.99
71660	5220	00067	IN OFC OF TECHNOLOGY	649266--Database Hosting	3,163,544.08
71660	5220	00067	IN OFC OF TECHNOLOGY	649268--Dedicated Support	54,994.42
71660	5220	00067	IN OFC OF TECHNOLOGY	649270--Shared SAN Storage	5,494,098.61
71660	5220	00067	IN OFC OF TECHNOLOGY	649271--Archive Storage	357,161.35
71660	5220	00067	IN OFC OF TECHNOLOGY	649272--IOT - Shared OBIEE N	8,010.58
71660	5220	00067	IN OFC OF TECHNOLOGY	649282--Shared Web Hosting	233,905.02
71660	5220	00067	IN OFC OF TECHNOLOGY	649290--GIS-Geographic Information Ser	47,000.00
71660	5220	00067	IN OFC OF TECHNOLOGY	649291--E-check Processing Fee	322,617.46
71660	5220	00067	IN OFC OF TECHNOLOGY	649293--INDOT Dedicated Support	155,662.53
71660	5220	00067	IN OFC OF TECHNOLOGY	649299--Service Tech Time & Mat	46,785.25
71671	5220	00100	ISP Aviation Rotary Fund	430420--Sle of Per Prop - Surplus Prop	1,833,472.79
71671	5220	00100	ISP Aviation Rotary Fund	649605--Flight hours	105,286.10
71675	5220	00067	IOT ù GMIS	436052--56K Frame Relay	(25.21)
71675	5220	00067	IOT ù GMIS	439291--E-check Processing Fee	202.42
71675	5220	00067	IOT ù GMIS	439294--Financial Application Services	13,647.74
71675	5220	00067	IOT ù GMIS	439295--HR Application Services	33,851.25
71675	5220	00067	IOT ù GMIS	642110--Cellular Phone Service	4.86
71675	5220	00067	IOT ù GMIS	649294--Financial Application Services	5,621,171.46
71675	5220	00067	IOT ù GMIS	649295--HR Application Services	3,119,992.18
			Total of Fund		134,501,292.98
53110	5230	00400	SPINAL CORD AND BRAIN INJURY	425388--SpinalCord & Brain Injury Fees	1,669,991.40
			Total of Fund		1,669,991.40
53210	5240	00385	REGIONAL PUBLIC SAFETY TRAININ	740225--Public Safety Fee Transfer	2,000,000.00
			Total of Fund		2,000,000.00
43610	5290	00061	WAR SURPLUS	430420--Sle of Per Prop - Surplus Prop	78,104.22
43610	5290	00061	WAR SURPLUS	430986--Sales - WAR SURPLUS	128,077.90
43610	5290	00061	WAR SURPLUS	644325--Surplus Property Handling Char	64,701.55
			Total of Fund		270,883.67
53520	5310	00503	INDIANA CHECK-UP PLAN	416200--Cigarette and Tobacco Prod Tax	118,692,535.83
			Total of Fund		118,692,535.83
53810	5340	00036	GRAIN BUYERS AND WAREHOUSE LIC	423180--Vital Records Fees	9.00

Auditor of State
Schedule of Revenue
July 1, 2013 through June 30, 2014

PS Fund	CAFR Fund	BU	PS Fund Description	Source of Revenue	Revenue
53810	5340	00036	GRAIN BUYERS AND WAREHOUSE LIC	428620--Agri Licensing Fees	144,962.58
53810	5340	00036	GRAIN BUYERS AND WAREHOUSE LIC	428625--Moisture Meter Insp Fees	7,940.00
53810	5340	00036	GRAIN BUYERS AND WAREHOUSE LIC	428630--ICIC Exam Fees	15,868.75
53810	5340	00036	GRAIN BUYERS AND WAREHOUSE LIC	428635--SPARC Exams	21,494.38
53810	5340	00036	GRAIN BUYERS AND WAREHOUSE LIC	455160--Agricultural Fines	5,130.10
Total of Fund					195,404.81
43710	5350	00400	WATER SAMPLE MAIL EXP ROTARY	423190--Water Testing Fees	70,390.10
Total of Fund					70,390.10
70110	5360	00800	WABASH MEMORIAL BRIDGE	425197--Admin. Fee	88,803.70
70110	5360	00800	WABASH MEMORIAL BRIDGE	427530--Collection Agency Fees	(3,668.13)
70110	5360	00800	WABASH MEMORIAL BRIDGE	429600--Toll Receipts	794,129.13
Total of Fund					879,264.70
55510	5410	00719	Postsecondary Credit Bearing	423310--Postsecondary propedu inst Fee	217,600.00
55510	5410	00719	Postsecondary Credit Bearing	423320--Accreditation Renewal	64,500.00
55510	5410	00719	Postsecondary Credit Bearing	423322--Degree Application	30,000.00
55510	5410	00719	Postsecondary Credit Bearing	423323--Degree Renewal	3,100.00
55510	5410	00719	Postsecondary Credit Bearing	423325--CCSAF Quarterly Payment	10.50
Total of Fund					315,210.50
55610	5420	00728	Proprietary Educational Inst.	423317--School Application	9,000.00
55610	5420	00728	Proprietary Educational Inst.	423318--Agent Application	1,920.00
55610	5420	00728	Proprietary Educational Inst.	423319--Certificate Fee	150.00
55610	5420	00728	Proprietary Educational Inst.	423320--Accreditation Renewal	20,500.00
55610	5420	00728	Proprietary Educational Inst.	423321--Agent Renewal	1,309.00
Total of Fund					32,879.00
55710	5430	00719	Career College Student Fund	423324--CCSAF Admin Fee	960.00
55710	5430	00719	Career College Student Fund	423325--CCSAF Quarterly Payment	5,246.11
Total of Fund					6,206.11
55720	5440	00728	Student Assurance Fund	423324--CCSAF Admin Fee	16,218.44
55720	5440	00728	Student Assurance Fund	423325--CCSAF Quarterly Payment	13,506.24
55720	5440	00728	Student Assurance Fund	472311--Bond Deposit	91,050.78
Total of Fund					120,775.46
43910	6000	00265	GAMING INTEGRITY FUND-IHRC	415420--Indiana Downs Slot Tax	60,859.89
43910	6000	00265	GAMING INTEGRITY FUND-IHRC	423631--Gaming Integrity Fees	1,350,000.00
43920	6000	00700	WORKSHOP-IN-SERVICE TRAINING	441020--Program Income	4,690.00
43923	6000	00300	SPORTSMAN'S BENEVOLENCE	431438--L/E - Pin Revenue	75.00
43923	6000	00300	SPORTSMAN'S BENEVOLENCE	463060--DNR Donations Revenue	219.00
43924	6000	00300	ACID MINE DRAINAGE	429650--CD Interest Income	4,535.42
43924	6000	00300	ACID MINE DRAINAGE	429660--Government Interest Income	10,744.67
43924	6000	00300	ACID MINE DRAINAGE	429665--Sec Lending Interest income	26.55
43924	6000	00300	ACID MINE DRAINAGE	441000--Fed Grant Revenue	2,430,802.18
43925	6000	00300	Outdoor Recreation Revolving	431456--DNR Sale of Publications	2,680.00
43970	6000	00062	RECORDS INVENTORY	441000--Fed Grant Revenue	24,666.00
43984	6000	00400	ISDH - Non-Profit Grants Fu	444000--Private Grant Revenue	59,650.00
44005	6000	00050	UNIDENTIFIED SETTLEMENT RECPTS	401150--Unidentified Funds	386.00
44035	6000	00385	NUCLEAR RESPONSE FUND	422560--Explosives Magazines Prmt Fees	200.00
44035	6000	00385	NUCLEAR RESPONSE FUND	422561--Low Lev Radiation Trans	96,091.60
44075	6000	00495	DANA CORP SETTLEMENT	429650--CD Interest Income	148.75
44075	6000	00495	DANA CORP SETTLEMENT	429660--Government Interest Income	8,662.72
44077	6000	00719	CHE GRANTS	444000--Private Grant Revenue	50,000.00
44077	6000	00719	CHE GRANTS	464310--F&W - Honorariums Revenue	1,500.00
44085	6000	00160	MILITARY RELIEF FUND	425340--SPF - Support our Troops	1,473,605.00
44085	6000	00160	MILITARY RELIEF FUND	463210--DONATION NOT FOR PROFITS	475.00
44095	6000	00044	IPAS NON-FEDERAL REVENUE	452130--Recovery Refunds	38,074.70
44095	6000	00044	IPAS NON-FEDERAL REVENUE	463050--DESIGNATED DONATION	10,282.80
44110	6000	00090	INTL REGISTRATION PL ACCOUNT	400400--Prior Period Adjustment	(55,437,645.31)
44110	6000	00090	INTL REGISTRATION PL ACCOUNT	427420--IRP Registration Fees	1,074,108.75
44150	6000	00800	SEMINARS	439102--Training	6,760.00
44152	6000	00385	REDUC IGNIT PROPEN STDRD F CIG	422563--Reduced Ignition Prop Fees	4,800.00
44158	6000	00300	NATURE PRESERVES REVOLVING FUN	425710--N/P - Ginseng license Fees	2,900.00
44158	6000	00300	NATURE PRESERVES REVOLVING FUN	425711--N/P - heritage data fees	15,587.00
44158	6000	00300	NATURE PRESERVES REVOLVING FUN	425713--N/P - Loblolly tour fees	109.80
44158	6000	00300	NATURE PRESERVES REVOLVING FUN	431445--N/P - book/directory sales	20.00

Auditor of State
Schedule of Revenue
July 1, 2013 through June 30, 2014

PS Fund	CAFR Fund	BU	PS Fund Description	Source of Revenue	Revenue
44165	6000	00300	CLASSIFIED FOREST & WILDLAND	451021--DNR - Fines/Penalties	17,994.12
44180	6000	00100	PROJECT INCOME/GRANT	461050--Forfeitures	40,040.44
44180	6000	00100	PROJECT INCOME/GRANT	461051--State Forfeitures/Restitutions	63,064.89
44180	6000	00100	PROJECT INCOME/GRANT	461055--ISP Fed Forfeit/ Rest - DOJ	36,358.08
44180	6000	00100	PROJECT INCOME/GRANT	461060--ISP Fed Forfeit/Rest -Treasury	845,931.16
44215	6000	00067	IN MAPPING DATA & STANDARDS FN	439290--GIS-Geographic Information Ser	49,613.00
44223	6000	00351	Equine Health & Care Programs	423631--Gaming Integrity Fees	150,000.00
44231	6000	00026	Third Party Grant Fund	441000--Fed Grant Revenue	(1,398.52)
44252	6000	00040	DEALER COMPLIANCE ACCOUNT	425203--Pull Fees	2,383.41
44252	6000	00040	DEALER COMPLIANCE ACCOUNT	425230--Dealer Plates	844,270.28
44252	6000	00040	DEALER COMPLIANCE ACCOUNT	425320--SPF - Rose Hulman	9.00
44252	6000	00040	DEALER COMPLIANCE ACCOUNT	427561--Securities Copy Fee	1,510.73
44252	6000	00040	DEALER COMPLIANCE ACCOUNT	450230--Consumer Settlements	645.30
44252	6000	00040	DEALER COMPLIANCE ACCOUNT	450920--Dealer Compliance	98,253.00
44253	6000	00040	SECURITIES RESTITUTION	451215--SOS Enforcement Penalties	(49,150.78)
44255	6000	00040	Dealer Enforcement	451217--SOS Dealer Svcs Fines/Fees	490,030.00
44270	6000	00057	EXON OIL OVERCHARGE FUND	429660--Government Interest Income	2,576.27
44270	6000	00057	EXON OIL OVERCHARGE FUND	429665--Sec Lending Interest income	64.65
44271	6000	00115	Breath Test Train & Certificat	420360--Copies and Report Fees	450.20
44271	6000	00115	Breath Test Train & Certificat	421102--LABORATORY COSTS	232,123.40
44271	6000	00115	Breath Test Train & Certificat	649041--Equipment Inspections	650.00
44271	6000	00115	Breath Test Train & Certificat	649102--Training	3,580.00
44271	6000	00115	Breath Test Train & Certificat	649207--Transactions	29,580.00
44297	6000	00032	Third Party Grant Fund	441000--Fed Grant Revenue	1,398.52
44297	6000	00032	Third Party Grant Fund	444000--Private Grant Revenue	11,551.20
44312	6000	00190	ATHLETIC COMMISSION FUND	417460--BOXING GATE TAX	84,605.36
44312	6000	00190	ATHLETIC COMMISSION FUND	426080--Boxing License Fees	61,200.00
44350	6000	00258	BLACK MALES CONFERENCE FEES	422020--Conference Workshop Fees	1,500.00
44370	6000	00080	TYPING FUND	420110--Board of Accounts Examntn Fees	1,018,779.06
44450	6000	00090	SPECIAL FUEL DEALER/USER BOND	400400--Prior Period Adjustment	(442,645.72)
44470	6000	00100	FINGERPRINT (FBI PRINT)	428030--Limited Criminal History Check	29.00
44470	6000	00100	FINGERPRINT (FBI PRINT)	428040--National Criminal History Chck	1,409,033.67
44470	6000	00100	FINGERPRINT (FBI PRINT)	643220--Federal Background Checks	53,795.00
44475	6000	00300	TIMBER DEPOSITS	431418--FR - 5% timber sale deposit re	49,829.43
44490	6000	00103	GENERAL DONATION FUND	429650--CD Interest Income	72.80
44510	6000	00100	DONATION NOT FOR PROFITS	418700--County Welfare Tax	36.00
44510	6000	00100	DONATION NOT FOR PROFITS	432105--Superload Escort Revenue	2,540,702.07
44510	6000	00100	DONATION NOT FOR PROFITS	441000--Fed Grant Revenue	521,185.43
44510	6000	00100	DONATION NOT FOR PROFITS	443000--Local Grant Revenue	344,525.69
44510	6000	00100	DONATION NOT FOR PROFITS	463280--Undesignated Donations	239,623.15
44530	6000	00385	INDIVIDUAL & FAMILY GRANT PROG	441000--Fed Grant Revenue	1,964.20
44540	6000	00057	STRIPPER WELL FUND	429650--CD Interest Income	2,616.25
44540	6000	00057	STRIPPER WELL FUND	429660--Government Interest Income	11,986.25
44540	6000	00057	STRIPPER WELL FUND	429665--Sec Lending Interest income	692.89
44550	6000	00495	CLEARING ACCOUNT	421082--CLEARING ACCOUNT PENDING CR	37.98
44560	6000	00719	TWENTY FIRST SCHOLAR PROGRAM	463180--TWENTY FIRST SCHOLAR PROGRAM	5,700.00
44570	6000	00300	RESERVOIRS-CROP LEASE FUNDS	430420--Sle of Per Prop - Surplus Prop	56,624.16
44570	6000	00300	RESERVOIRS-CROP LEASE FUNDS	431412--DNR - Farmland Lease Revenue	401,571.72
44640	6000	00735	PUBLICATIONS/ED FD 4-23-7.2-7	412010--State Sales Tax	117.20
44640	6000	00735	PUBLICATIONS/ED FD 4-23-7.2-7	421116--SPECIAL FUND MISCELLANEOUS	162.56
44640	6000	00735	PUBLICATIONS/ED FD 4-23-7.2-7	431120--Publication and Book Sales	17,482.67
44640	6000	00735	PUBLICATIONS/ED FD 4-23-7.2-7	432110--STATE LIBRARY PUBLICATIONS FD	43.79
44640	6000	00735	PUBLICATIONS/ED FD 4-23-7.2-7	438750--Highway Signs	129.00
44640	6000	00735	PUBLICATIONS/ED FD 4-23-7.2-7	463050--DESIGNATED DONATION	2,454.97
44710	6000	00300	NONGAME FUND	431415--F&W - Revenue from sales of bo	20.00
44710	6000	00300	NONGAME FUND	463270--F&W - Direct Donations Revenue	1,409.10
44710	6000	00300	NONGAME FUND	464220--NONGAME FUND	343,672.77
44740	6000	00735	TRI-CENTENIAL FUND	429650--CD Interest Income	50.23
44770	6000	00038	LG THIRD PARTY CONTRIBUTIONS	444000--Private Grant Revenue	217,576.60
44790	6000	00063	INSTRUCTIONAL CONFERENCE	422020--Conference Workshop Fees	56,335.00
44790	6000	00063	INSTRUCTIONAL CONFERENCE	450230--Consumer Settlements	2,100.00
44820	6000	00385	MED SERV ED FD IC 16-1-39-6/85	422570--EMS Certification Late Fee	850.00
44820	6000	00385	MED SERV ED FD IC 16-1-39-6/85	430420--Sle of Per Prop - Surplus Prop	5,200.00
44820	6000	00385	MED SERV ED FD IC 16-1-39-6/85	740302--RecurStatXfr-EMS Restitution	1,402.80
44860	6000	00100	US ATTORNEY GENERAL FORFEITED	461051--State Forfeitures/Restitutions	29,658.73
44860	6000	00100	US ATTORNEY GENERAL FORFEITED	461055--ISP Fed Forfeit/ Rest - DOJ	2,035,052.87
44860	6000	00100	US ATTORNEY GENERAL FORFEITED	461060--ISP Fed Forfeit/Rest -Treasury	476,370.50
44880	6000	00495	CHEMTURA/NEW HAVEN SETTLEMENT	429650--CD Interest Income	1,706.25
45015	6000	00190	GAMING FORFEITURE FUND	461050--Forfeitures	11,960.67
45030	6000	00017	LSA CONTINUING EDUCATION	429355--Continuing Ed Seminar Fees	1,725.00
45030	6000	00017	LSA CONTINUING EDUCATION	649102--Training	650.00
45050	6000	00090	AUTO RENTAL EXCISE TAX	413200--Auto Rental Excise Tax	12,511,342.65
45060	6000	00022	SUPREME COURT TAX INTERCEPT	450230--Consumer Settlements	45,226.47
45105	6000	00570	IVH MEDICAID REIMBURSEMENT	422060--Ind Supp Fed Medicare A	845,141.47
45105	6000	00570	IVH MEDICAID REIMBURSEMENT	422061--Ind Supp Fed Medicare B	371,489.18
45105	6000	00570	IVH MEDICAID REIMBURSEMENT	422062--Ind Supp Fed Medicare D	949.08

Auditor of State
Schedule of Revenue
July 1, 2013 through June 30, 2014

PS Fund	CAFR Fund	BU	PS Fund Description	Source of Revenue	Revenue
45105	6000	00570	IVH MEDICAID REIMBURSEMENT	422068--Ind Supp Fed Medicaid LTC	12,896,173.45
45181	6000	00700	Race to the Top - Florida	444000--Private Grant Revenue	(15,048.64)
45240	6000	00385	STATEWIDE FIRE & BLDG SAFETY F	422553--Plan Review-Building CE FABCEP	114,863.99
45290	6000	00250	CONTROLLED SUBSTANCES DATA FUN	426450--Controlled Substances Recovery	2,022,887.58
45360	6000	00720	CONFERENCE VOLUNTARY ACTION	420360--Copies and Report Fees	900.00
45360	6000	00720	CONFERENCE VOLUNTARY ACTION	422020--Conference Workshop Fees	185.62
45360	6000	00720	CONFERENCE VOLUNTARY ACTION	423260--Registration Fee Revenue	25,108.36
45360	6000	00720	CONFERENCE VOLUNTARY ACTION	423262--Sponsorship Revenue	4,041.11
45430	6000	00048	PERSONALIZED PLATE ESCROW	429650--CD Interest Income	3,897.93
45440	6000	00063	CAMPAIGN FINANCE ENFORCEMENT	450230--Consumer Settlements	18,633.28
45490	6000	00735	HISTORIC MARKER DONATIONS	438750--Highway Signs	3,354.00
45490	6000	00735	HISTORIC MARKER DONATIONS	463050--DESIGNATED DONATION	10,274.50
45550	6000	00315	IWM MUSEUM	430185--Rental of Facility	329.00
45550	6000	00315	IWM MUSEUM	463050--DESIGNATED DONATION	2,000.00
45580	6000	00570	DESIGNATED DONATION	463050--DESIGNATED DONATION	60,730.26
45590	6000	00385	RADIOLOGICAL EMERGENCY PREPARE	421200--Hazardous Waste Permit	108,652.00
45590	6000	00385	RADIOLOGICAL EMERGENCY PREPARE	422562--High Lev Radiation Trans	58,908.60
45600	6000	00090	FINANCIAL INSTITUTION IC6-5.5	400400--Prior Period Adjustment	0.17
45600	6000	00090	FINANCIAL INSTITUTION IC6-5.5	411250--FINANCIAL INSTITUTION IC6-5.5	102,391,595.90
45630	6000	00719	LEARN MORE INDIANA	423262--Sponsorship Revenue	87,583.75
45750	6000	00036	LIVESTOCK INDUSTRY PROMOTION	415700--Parimutuel Satellite Fac Tax	155,023.49
45760	6000	00800	INDUSTRIAL RAIL SERVICE	400400--Prior Period Adjustment	885.89
45760	6000	00800	INDUSTRIAL RAIL SERVICE	412010--State Sales Tax	2,030,864.28
45760	6000	00800	INDUSTRIAL RAIL SERVICE	412600--Alternative Fuel Sales Tax	67.40
45760	6000	00800	INDUSTRIAL RAIL SERVICE	412700--Gasoline use tax	4.82
45760	6000	00800	INDUSTRIAL RAIL SERVICE	429601--Interest on Loans	7,368.53
45780	6000	00610	TRAINING PROGRAMS	423260--Registration Fee Revenue	141,679.00
45780	6000	00610	TRAINING PROGRAMS	430520--Sale of Pub Prop - Pubs	180.00
45780	6000	00610	TRAINING PROGRAMS	649102--Training	8,635.00
45840	6000	00090	JEOPARDY ASSESSMENT RECEIPTS	429650--CD Interest Income	1,996.95
45840	6000	00090	JEOPARDY ASSESSMENT RECEIPTS	472990--Jeopardy Ass. Vol.	14,874.38
45860	6000	00258	WOMEN SPECIAL FUND	422020--Conference Workshop Fees	2,100.00
45870	6000	00258	ICRC WORKSHOPS	422020--Conference Workshop Fees	10,383.68
45890	6000	00061	DOA CONFERENCES	422020--Conference Workshop Fees	3,600.00
45980	6000	00400	BOARD OF HEALTH CONFERENCES	423190--Water Testing Fees	2,900.00
45980	6000	00400	BOARD OF HEALTH CONFERENCES	423260--Registration Fee Revenue	38,613.02
45980	6000	00400	BOARD OF HEALTH CONFERENCES	441000--Fed Grant Revenue	35,700.00
45980	6000	00400	BOARD OF HEALTH CONFERENCES	444000--Private Grant Revenue	4,850.00
45990	6000	00400	DONATIONS	463050--DESIGNATED DONATION	100.00
46000	6000	00400	HCFA CIVIL MONEY PENALTIES	429650--CD Interest Income	4,970.84
46000	6000	00400	HCFA CIVIL MONEY PENALTIES	429660--Government Interest Income	10,098.50
46000	6000	00400	HCFA CIVIL MONEY PENALTIES	451610--ISDH Civil Penalties	686,711.12
46040	6000	00067	DOIT PAYPHONE PROCEEDS	436135--Payphone-Prisonsaa	1,605,072.78
46050	6000	00190	GAMING INVESTIGATIONS	422820--Occupational License Fee	523,627.00
46050	6000	00190	GAMING INVESTIGATIONS	422830--Supplier's License Fee	130,353.00
46050	6000	00190	GAMING INVESTIGATIONS	422840--Owner's Fees	62,965.00
46070	6000	00040	ELECTRONIC & ENHANCED ACCESS F	425720--N/P - Stewardship Fund appeara	35.00
46070	6000	00040	ELECTRONIC & ENHANCED ACCESS F	427520--Notary Public Commissions	43,832.00
46070	6000	00040	ELECTRONIC & ENHANCED ACCESS F	427582--Business Registration Fee	1,124.00
46070	6000	00040	ELECTRONIC & ENHANCED ACCESS F	427585--Enhance Indiana Internet Fee	150,399.84
46070	6000	00040	ELECTRONIC & ENHANCED ACCESS F	427586--Enhance Indiana Wire Fee	793,819.17
46070	6000	00040	ELECTRONIC & ENHANCED ACCESS F	427587--Precious Metal	3,010.03
46100	6000	00400	BLACK AND MINORITY HEALTH FAIR	423262--Sponsorship Revenue	74,050.00
46100	6000	00400	BLACK AND MINORITY HEALTH FAIR	430182--Booth Rental	40,250.05
46100	6000	00400	BLACK AND MINORITY HEALTH FAIR	645741--Tables - Conference	600.00
46110	6000	00400	CHILDHOOD LEAD/ABELS PROGRAM	441000--Fed Grant Revenue	11,500.00
46190	6000	00050	CANINE RESEARCH AND EDUCATION	420620--State Dog Fund	5,632.94
46210	6000	00266	COMMERCE STP LOANS	429650--CD Interest Income	1,137.50
46270	6000	00615	OFFENDER MEDICAL CO-PAYMENT	420820--DOC Miscellaneous Revenues	10.00
46270	6000	00615	OFFENDER MEDICAL CO-PAYMENT	420830--Offender Medical Copayments	244,780.69
46300	6000	00400	ANATOMICAL GIFT ORGANIZATIONS	463010--ANATOMICAL GIFT ORGANIZATIONS	159,274.00
46304	6000	00400	MEDICAID REIMBURSEMENT	450520--Medicaid Prog Recov	29,025.65
46420	6000	00560	DONATIONS	425653--DNR - Facility Rental Revenue	56,925.00
46420	6000	00560	DONATIONS	430420--Sle of Per Prop - Surplus Prop	2,976.77
46420	6000	00560	DONATIONS	443000--Local Grant Revenue	2,283.24
46420	6000	00560	DONATIONS	444000--Private Grant Revenue	7,786.28
46420	6000	00560	DONATIONS	463050--DESIGNATED DONATION	4,936.45
46540	6000	00300	FISH AND WILDLIFE DAMAGES	430195--Rental of Properties	3,300.00
46540	6000	00300	FISH AND WILDLIFE DAMAGES	451030--F&W - Fish Kill Settlements Re	6,128.01
46540	6000	00300	FISH AND WILDLIFE DAMAGES	451031--F&W - Natural Resources Damage	109,030.76
46590	6000	00385	IHCDA DISASTER RECOVERY AWARD	400400--Prior Period Adjustment	541,564.00
46590	6000	00385	IHCDA DISASTER RECOVERY AWARD	441000--Fed Grant Revenue	(488,468.00)
46650	6000	00235	RENTAL/DEALER EXCISE	413200--Auto Rental Excise Tax	65,364.15
46670	6000	00705	IN ARTS COMM DONATIONS/FEE FD	423260--Registration Fee Revenue	3,156.91
46670	6000	00705	IN ARTS COMM DONATIONS/FEE FD	463050--DESIGNATED DONATION	12,496.64
46680	6000	00090	IFTA/MOTOR CARRIER CLEARING	400400--Prior Period Adjustment	(21,550,516.06)

Auditor of State
Schedule of Revenue
July 1, 2013 through June 30, 2014

PS Fund	CAFR Fund	BU	PS Fund Description	Source of Revenue	Revenue
46680	6000	00090	IFTA/MOTOR CARRIER CLEARING	414600--Motor Carrier Surcharge Tax	56,779.41
46710	6000	00700	ACCESS INDIANA	447000--Return of Prior Year Funds	50.00
46720	6000	00190	GAMING ENFORCEMENT AGENTS COST	420360--Copies and Report Fees	100.00
46720	6000	00190	GAMING ENFORCEMENT AGENTS COST	422870--Gaming Agent Division Costs	13,327,614.00
46720	6000	00190	GAMING ENFORCEMENT AGENTS COST	447000--Return of Prior Year Funds	1,996.20
46720	6000	00190	GAMING ENFORCEMENT AGENTS COST	461050--Forfeitures	9,926.84
46750	6000	00046	CONSUMER PROTECTION JUDGEMENT	450220--Consumer Restitution	671,550.41
46760	6000	00730	INDIANA CENTER FOR THE BOOK	464170--LIBRARY - EXTENSION SERVICE	2,077.00
46760	6000	00730	INDIANA CENTER FOR THE BOOK	649792--Printing Service	(2,168.25)
46805	6000	00048	Prepaid 911 Fee	400400--Prior Period Adjustment	2,077.75
46805	6000	00048	Prepaid 911 Fee	429389--Prepaid Wireless 911 Fee I	5,454,035.21
46825	6000	00615	Sex and Violent Offender Admin	429350--SexorViolent Offender Reg Fee	29,483.35
46830	6000	00705	ARTS COMMISSION TRUST FUND	429650--CD Interest Income	7,617.37
46830	6000	00705	ARTS COMMISSION TRUST FUND	463050--DESIGNATED DONATION	187,405.00
46845	6000	00046	Health Records/Personal Info	450240--Consumer Penalties	1,635.00
46857	6000	00495	CONTINENTAL STEEL ESCROW	429650--CD Interest Income	59.31
46857	6000	00495	CONTINENTAL STEEL ESCROW	429660--Government Interest Income	402.01
46857	6000	00495	CONTINENTAL STEEL ESCROW	429665--Sec Lending Interest income	0.93
46860	6000	00497	BRS - Blind Enterprise Program	429650--CD Interest Income	1,586.67
46860	6000	00497	BRS - Blind Enterprise Program	431510--Blind Vend Sales Commissions	102,063.18
46860	6000	00497	BRS - Blind Enterprise Program	472880--Camp Atterbury Reimbursements	23,421.14
46865	6000	00300	RESOURCES PROTECTION/INVESTIGA	430310--Sale of State Property	300.00
46865	6000	00300	RESOURCES PROTECTION/INVESTIGA	451030--F&W - Fish Kill Settlements Re	380.86
46865	6000	00300	RESOURCES PROTECTION/INVESTIGA	451046--L/E - Environmental Restitutio	7,206.89
46880	6000	00550	DONATIONS	463050--DESIGNATED DONATION	418,989.21
46880	6000	00550	DONATIONS	463060--DNR Donations Revenue	150.75
46980	6000	00570	COMFORT - WELFARE FUND	428410--Veterans Home Resident Collect	8,258,034.53
46980	6000	00570	COMFORT - WELFARE FUND	441000--Fed Grant Revenue	2,838,512.15
47040	6000	00510	SKILLS 2016 TRAINING FUND	417820--IWT Revenue	38,129.62
47065	6000	00022	TITLE IV-D REIMBURSEMENT FUND	441000--Fed Grant Revenue	2,580,326.02
47067	6000	00500	Trustee SSI Reimbursement	425197--Admin. Fee	9,720.56
47067	6000	00500	Trustee SSI Reimbursement	450510--Welfare Repayments	461,116.99
47070	6000	00610	Publications	423260--Registration Fee Revenue	150.00
47070	6000	00610	Publications	430420--Sle of Per Prop - Surplus Prop	42.00
47070	6000	00610	Publications	430520--Sale of Pub Prop - Pubs	126,019.00
47080	6000	00160	DONATIONS-IDVA	463210--DONATION NOT FOR PROFITS	50.00
47110	6000	00160	SERVICE OFFICER TRAINING CONFE	423260--Registration Fee Revenue	11,150.00
47110	6000	00160	SERVICE OFFICER TRAINING CONFE	463210--DONATION NOT FOR PROFITS	3,400.00
47130	6000	00048	STATE USER FEE IC 33-19-9-1	424120--Clrk of Circt Cr IN User Fees	7,476,827.36
47140	6000	00410	MHFR - OUTREACH ADM.	443000--Local Grant Revenue	1,690,271.23
47160	6000	00032	PAULA COOPER ESCROW	429680--General Interest Income	1.12
47180	6000	00300	PROPHETSTOWN/TIPPCCO	417450--DOR Anonymous Tax Receipts	134,142.00
47205	6000	00615	ANNIE CASEY PROJECT	425623--FR - payphone commission reven	5,629,718.02
47300	6000	00300	SP&R MARINA & CONCESSIONS	430420--Sle of Per Prop - Surplus Prop	267.00
47300	6000	00300	SP&R MARINA & CONCESSIONS	431420--Sale of Water	3,644.51
47300	6000	00300	SP&R MARINA & CONCESSIONS	431435--Gift Shop Revenue	33,379.71
47300	6000	00300	SP&R MARINA & CONCESSIONS	431460--SP&R - Cornmeal Revenue	26,696.47
47300	6000	00300	SP&R MARINA & CONCESSIONS	431462--DNR - Firewood Revenue	325,487.84
47300	6000	00300	SP&R MARINA & CONCESSIONS	431463--SP&R - Gasoline Revenue	138,792.43
47300	6000	00300	SP&R MARINA & CONCESSIONS	431465--SP&R - Hoosier Quest Pins Reve	1,489.14
47300	6000	00300	SP&R MARINA & CONCESSIONS	431466--SP&R - Ice Revenue	73,168.07
47300	6000	00300	SP&R MARINA & CONCESSIONS	431467--SP&R - Live Bait Revenue	1.98
47300	6000	00300	SP&R MARINA & CONCESSIONS	431469--SP&R - Mill Revenue	926.00
47300	6000	00300	SP&R MARINA & CONCESSIONS	431470--SP&R - Oil Revenue	941.21
47300	6000	00300	SP&R MARINA & CONCESSIONS	431471--SP&R - Products Sold Revenue	511,227.70
47300	6000	00300	SP&R MARINA & CONCESSIONS	431476--SP&R - Vending/Groceries Reven	59,640.10
47330	6000	00300	DNR PUBLICATIONS	425420--DNR - Service Charges	618,114.01
47330	6000	00300	DNR PUBLICATIONS	425780--Recycling	9,130.48
47330	6000	00300	DNR PUBLICATIONS	430420--Sle of Per Prop - Surplus Prop	68,578.76
47330	6000	00300	DNR PUBLICATIONS	430630--Sale of Surplus Materials	192.01
47330	6000	00300	DNR PUBLICATIONS	431428--FR - recycle revenue	72.00
47330	6000	00300	DNR PUBLICATIONS	431431--FR - scrap revenue	4,989.75
47330	6000	00300	DNR PUBLICATIONS	446000--Fed SWCAP Recapture Revenue	191,361.32
47330	6000	00300	DNR PUBLICATIONS	463060--DNR Donations Revenue	17,377.19
47330	6000	00300	DNR PUBLICATIONS	463066--DNR - Donation Resource Mgmt	302.10
47340	6000	00250	REAL ESTATE APPRAISER	426031--Appraiser Federal Fee	123,850.00
47350	6000	00250	INVESTIGATIVE FUND	426032--Appraisal Mgmt Registration	13,000.00
47350	6000	00250	INVESTIGATIVE FUND	451140--Real Estate Investigative	151,620.00
47355	6000	00250	ACCOUNTANT INVESTIGATIVE FUND	451130--Accountant Investigative	6,670.00
47440	6000	00700	MIDDLE LEVEL TASK FORCE	420360--Copies and Report Fees	62.80
47441	6000	00700	DOE Donations Fund	423262--Sponsorship Revenue	14,500.00
47460	6000	00385	FIRE SAFETY AWARENESS PROGRAM	441000--Fed Grant Revenue	10,000.00
47525	6000	00039	IV-D REIMBURSEMENT	441000--Fed Grant Revenue	1,875,857.79
47530	6000	00230	YOUTH TOBACCO EDUC & ENFORCE	443000--Local Grant Revenue	2,000.00
47530	6000	00230	YOUTH TOBACCO EDUC & ENFORCE	455140--Youth Tobacco Fines	68,352.96
47530	6000	00230	YOUTH TOBACCO EDUC & ENFORCE	472870--ATC Reimbursements	6,192.85

Auditor of State
Schedule of Revenue
July 1, 2013 through June 30, 2014

PS Fund	CAFR Fund	BU	PS Fund Description	Source of Revenue	Revenue
47540	6000	00730	STATE LIBRARY PUBLICATIONS FD.	429650--CD Interest Income	1,150.14
47540	6000	00730	STATE LIBRARY PUBLICATIONS FD.	431120--Publication and Book Sales	3.00
47540	6000	00730	STATE LIBRARY PUBLICATIONS FD.	432110--STATE LIBRARY PUBLICATIONS FD	14,491.16
47540	6000	00730	STATE LIBRARY PUBLICATIONS FD.	444000--Private Grant Revenue	500.00
47540	6000	00730	STATE LIBRARY PUBLICATIONS FD.	463210--DONATION NOT FOR PROFITS	15,942.80
47540	6000	00730	STATE LIBRARY PUBLICATIONS FD.	463240--Publns Gifts Donations	4,231.50
47540	6000	00730	STATE LIBRARY PUBLICATIONS FD.	464170--LIBRARY - EXTENSION SERVICE	298,955.98
47540	6000	00730	STATE LIBRARY PUBLICATIONS FD.	464180--LOCAL PROJECTS	5,055.89
47600	6000	00046	CONSUMER FEES AND SETTLEMENTS	420510--Prof Fndrsr Conslt Solct Regs	76,300.00
47600	6000	00046	CONSUMER FEES AND SETTLEMENTS	420512--ATG Court Costs	750.00
47600	6000	00046	CONSUMER FEES AND SETTLEMENTS	420515--Sports Agent Fees	35,000.00
47600	6000	00046	CONSUMER FEES AND SETTLEMENTS	450220--Consumer Restitution	200.00
47600	6000	00046	CONSUMER FEES AND SETTLEMENTS	450230--Consumer Settlements	136,630.15
47600	6000	00046	CONSUMER FEES AND SETTLEMENTS	450240--Consumer Penalties	33,524.66
47600	6000	00046	CONSUMER FEES AND SETTLEMENTS	450250--Consumer Costs	101,472.57
47600	6000	00046	CONSUMER FEES AND SETTLEMENTS	450270--MFCU Investigation Recovery	16,724.20
47795	6000	00090	UNIFIED CARRIER REGISTRATION	400400--Prior Period Adjustment	(1,031,565.62)
47795	6000	00090	UNIFIED CARRIER REGISTRATION	427485--Unified Carrier Reg	963,976.31
47820	6000	00048	MISCELLANEOUS CLEARING ACC	401150--Unidentified Funds	1,613,320.09
47820	6000	00048	MISCELLANEOUS CLEARING ACC	441000--Fed Grant Revenue	(484,976.33)
47830	6000	00080	MISC CLEARING ACCT-BD OF ACCTS	452210--SBOA Audit Charge	(26,528.69)
47880	6000	00385	EMERGENCY MEDICAL SERVICES FUN	422556--Local Inspection Fee	11,255.00
47910	6000	00615	SOCIAL SECURITY INCENTIVE	429350--SexorViolent Offender Reg Fee	190,800.00
47925	6000	00315	EVENT RENTAL	430185--Rental of Facility	62,174.02
47930	6000	00400	WEIGHTS & MEASURES FUND	423220--Metrology Lab Fees	23,642.00
47940	6000	00719	NTNL GRD TUITION SUPPLEMENT PR	452130--Recovery Refunds	966.00
47945	6000	00110	AGO Asset Forfeiture & Seizure	461055--ISP Fed Forfeit/ Rest - DOJ	1,620.64
47946	6000	00230	ATC ASSET FORFEITURE & SEIZURE	425629--FR - vandalism reimbursement r	1,620.00
47946	6000	00230	ATC ASSET FORFEITURE & SEIZURE	430420--Sle of Per Prop - Surplus Prop	405.00
47946	6000	00230	ATC ASSET FORFEITURE & SEIZURE	461050--Forfeitures	242,741.07
47946	6000	00230	ATC ASSET FORFEITURE & SEIZURE	465010--Seizures	3,229.79
47946	6000	00230	ATC ASSET FORFEITURE & SEIZURE	472870--ATC Reimbursements	25.00
47980	6000	00741	NORTHWEST IN REGIONAL DEV AUTH	421108--NORTHWEST REGIONAL OFFICE COPY	504,000.00
48020	6000	00230	EXCISE TAX	420362--RR RH DL RC Fees	9,671,563.00
48030	6000	00090	AIRCRAFT LICENSE EXCISE TAX	413100--Aircraft License Excise Tax	491,871.52
48030	6000	00090	AIRCRAFT LICENSE EXCISE TAX	417590--Hazardous Waste Disposal Tax	(586.27)
48050	6000	00022	JUDICIAL TECH & AUTOMATION PRO	424015--Records/Access Fees to Odyssey	480,002.34
48050	6000	00022	JUDICIAL TECH & AUTOMATION PRO	649260--Physical Server Hosting	1,319.18
48050	6000	00022	JUDICIAL TECH & AUTOMATION PRO	649266--Database Hosting	11,082.13
48050	6000	00022	JUDICIAL TECH & AUTOMATION PRO	649270--Shared SAN Storage	10,303.44
48050	6000	00022	JUDICIAL TECH & AUTOMATION PRO	740280--RecurStatXfr- State User Fee	4,938,794.75
48060	6000	00057	DATABASE MGMT/LOCAL GOV FINANC	419100--State Property Tax	5.01
48060	6000	00057	DATABASE MGMT/LOCAL GOV FINANC	450412--Ineligible HSC Civil Penalty	236,998.58
48060	6000	00057	DATABASE MGMT/LOCAL GOV FINANC	749130--ComVehicle Excise Tax Transfer	755.87
48070	6000	00057	ASSESSMENT TRAINING	424810--Sales Disclosure Filing	737,640.30
48110	6000	00560	MEDICAID REIMBURSEMENT	443000--Local Grant Revenue	67,576.61
48130	6000	00878	INDIANA STATE FAIR COMM	415700--Parimutuel Satellite Fac Tax	155,023.49
48130	6000	00878	INDIANA STATE FAIR COMM	419100--State Property Tax	185.40
48160	6000	00070	LOCAL UNITS OF GOV & INS ADMIN	425197--Admin. Fee	20.00
48170	6000	00225	MINE SAFETY FUND	417560--MINE SAFETY	40.00
48170	6000	00225	MINE SAFETY FUND	424320--Mining Licenses	5,375.00
48190	6000	00315	GIFT SHOP	431435--Gift Shop Revenue	116,951.48
48270	6000	00220	SECOND INJURY FUND	428520--Second Injury WrkrsComp Assess	6,239,434.01
48280	6000	00061	PROCUREMENT REBATES	439360--Special Charges	7,500.00
48280	6000	00061	PROCUREMENT REBATES	452130--Recovery Refunds	1,318,446.75
48330	6000	00090	OSW AI HOLDING	400400--Prior Period Adjustment	(2,385,580.58)
48330	6000	00090	OSW AI HOLDING	424775--DOR BMW OSOW Fee	391,239.05
48360	6000	00100	DNA SAMPLE PROCESSING FUND	740301--Court Cost Tf Per IC 33-37-7-9	1,352,590.00
48370	6000	00046	REAL ESTATE APPRAISER LICENSIN	426032--Appraisal Mgmt Registration	13,500.00
48370	6000	00046	REAL ESTATE APPRAISER LICENSIN	429333--RealEstate FraudApp-Fees	148,787.75
48390	6000	00046	TELEPHONE SOLICITATION FUND	420512--ATG Court Costs	29,729.00
48390	6000	00046	TELEPHONE SOLICITATION FUND	429332--Telephone Solicitatr Fees	242,929.31
48390	6000	00046	TELEPHONE SOLICITATION FUND	450210--Telephone Solicitatr Penalties	84,888.47
48400	6000	00036	DONATIONS ACCOUNT	423260--Registration Fee Revenue	200.00
48400	6000	00036	DONATIONS ACCOUNT	423262--Sponsorship Revenue	62,800.00
48430	6000	00022	GAL/CASA CONFERENCE ACCOUNT	423260--Registration Fee Revenue	32,575.56
48450	6000	00100	ISP YOUTH EDUC, MUSEUM, & MEMO	425371--SPF - ISP	154,850.00
48450	6000	00100	ISP YOUTH EDUC, MUSEUM, & MEMO	430965--Sales - SFTY EDU TRAINING	25,070.30
48460	6000	00022	INTERPRETER TRAINING	424070--Court Administration Fee	8,945.00
48471	6000	00022	Mortgage Foreclosure Fund	443500--GrantRevenue from Quasi-Agency	418,512.63
48560	6000	00046	NON-CONSUMER SETTLEMENTS	420512--ATG Court Costs	1,000.00
48560	6000	00046	NON-CONSUMER SETTLEMENTS	441000--Fed Grant Revenue	627,281.50
48560	6000	00046	NON-CONSUMER SETTLEMENTS	450260--Nonconsumer Settlements/Fees	5,920.25
48560	6000	00046	NON-CONSUMER SETTLEMENTS	450270--MFCU Investigation Recovery	788,377.68
48560	6000	00046	NON-CONSUMER SETTLEMENTS	450530--Medicaid Prog Recov Penlty	30,199.69
48610	6000	00300	DNR DONATIONS	425780--Recycling	2,475.05

Auditor of State
Schedule of Revenue
July 1, 2013 through June 30, 2014

PS Fund	CAFR Fund	BU	PS Fund Description	Source of Revenue	Revenue
48610	6000	00300	DNR DONATIONS	430950--Sales OUTDOOR INDIANA SALE	2,000.00
48610	6000	00300	DNR DONATIONS	431431--FR - scrap revenue	614.57
48610	6000	00300	DNR DONATIONS	463030--BOY SCOUT TRUST	1,000.00
48610	6000	00300	DNR DONATIONS	463050--DESIGNATED DONATION	7,000.00
48610	6000	00300	DNR DONATIONS	463060--DNR Donations Revenue	96,575.04
48610	6000	00300	DNR DONATIONS	463276--IHT - Forestry - public donati	15.25
48640	6000	00300	OUTDOOR INDIANA SALES	430950--Sales OUTDOOR INDIANA SALE	127,786.57
48640	6000	00300	OUTDOOR INDIANA SALES	431445--N/P - book/directory sales	3,302.00
48640	6000	00300	OUTDOOR INDIANA SALES	431453--O/I - Map Sales	11,767.25
48640	6000	00300	OUTDOOR INDIANA SALES	431454--O/I - Sale/Public Property	40,606.00
48640	6000	00300	OUTDOOR INDIANA SALES	439030--Technology Mgt Services	(43.00)
48640	6000	00300	OUTDOOR INDIANA SALES	463060--DNR Donations Revenue	7,500.00
48675	6000	00300	TRAILS PROGRAM	430210--Sales of State Land	569.75
48677	6000	00615	DOC Child Support	420820--DOC Miscellaneous Revenues	60,707.65
48683	6000	00700	Natl Assessment of Ed Progress	464060--FEDERAL REIMBURSEMENT	24,762.00
48684	6000	00700	Race To The Top	444000--Private Grant Revenue	65,774.40
48686	6000	00300	WABASH RIVER HERITAGE CORRIDOR	431401--AD - Oil and Gas royalty along	188,244.10
48687	6000	00351	Dog Breeder / Broker Registrat	420620--State Dog Fund	200.00
48687	6000	00351	Dog Breeder / Broker Registrat	420621--Dog Breeder Broker Registratio	16,500.00
48688	6000	00075	Insp Gen - 2010 AIG Conference	429355--Continuing Ed Seminar Fees	2,781.98
48691	6000	00200	Underground plant protection a	450411--Civil Penalties	3,750.00
55120	6000	00385	URBAN SEARCH & RESCUE	423260--Registration Fee Revenue	500.00
58612	6000	00300	DHPA Dedicated	425607--DNR - Copy Fee Revenue	2,130.25
58612	6000	00300	DHPA Dedicated	425640--H/P - permit review revenue	24,291.14
58612	6000	00300	DHPA Dedicated	425858--SP&R - Admin Rev	15,000.00
58612	6000	00300	DHPA Dedicated	425859--Photographs	892.00
58612	6000	00300	DHPA Dedicated	430982--Sales - County Clothing	1,199.00
71360	6000	00615	COMPOSTING AND RECYCLING PROJ	430420--Sle of Per Prop - Surplus Prop	8,702.71
71360	6000	00615	COMPOSTING AND RECYCLING PROJ	431425--FR - oil & gas lease revenue	1,368.07
71360	6000	00615	COMPOSTING AND RECYCLING PROJ	431428--FR - recycle revenue	319,845.44
Total of Fund					165,424,237.15
48810	6020	00210	PATIENTS COMP FUND-NON BUDGET	423940--InsurCmpny Filing and Serv Fee	12,890.00
48810	6020	00210	PATIENTS COMP FUND-NON BUDGET	423950--Med Malpract Ins Prem Surchrg	128,578,002.87
48810	6020	00210	PATIENTS COMP FUND-NON BUDGET	429660--Government Interest Income	44,604.16
48810	6020	00210	PATIENTS COMP FUND-NON BUDGET	429665--Sec Lending Interest income	889.75
48899	6020	00050	CLOSING CENTER	429660--Government Interest Income	81,519.44
48899	6020	00050	CLOSING CENTER	429665--Sec Lending Interest income	5,790.33
Total of Fund					128,723,696.55
49010	6040	00265	STANDARD BRED HORSE FUND	423643--Fair Circuit	243,200.00
49010	6040	00265	STANDARD BRED HORSE FUND	423650--Stallion Regs and Pedigree Fee	17,900.00
49010	6040	00265	STANDARD BRED HORSE FUND	749165--Pari-Mutuel Tax Transfer	283,620.81
Total of Fund					544,720.81
49210	6090	00497	BLIND RESTRICTED DONATIONS	429650--CD Interest Income	31.77
Total of Fund					31.77
49525	6130	00090	HAZ SUB IC6-6-6.6-1 PUTNAM	417590--Hazardous Waste Disposal Tax	290,968.81
49535	6130	00495	HAZ WASTE SITES-STATE CLEANUP	421080--SUPERFUND BILLINGS	140,965.37
49535	6130	00495	HAZ WASTE SITES-STATE CLEANUP	421090--ENFORCEMENT FINE/PEN HAZ	9,310.08
49535	6130	00495	HAZ WASTE SITES-STATE CLEANUP	421114--REGULAR COST RECOVERY	859,652.80
49552	6130	00495	HAZARDOUS SUBSTANCES IC6-6-6	417590--Hazardous Waste Disposal Tax	872,906.41
49552	6130	00495	HAZARDOUS SUBSTANCES IC6-6-6	421090--ENFORCEMENT FINE/PEN HAZ	1,389.20
49552	6130	00495	HAZARDOUS SUBSTANCES IC6-6-6	427472--DOR Haz Subst Fee	12,993.12
49575	6130	00495	HAZARD SUBSTANCE RESPON TRST F	421090--ENFORCEMENT FINE/PEN HAZ	318.44
49575	6130	00495	HAZARD SUBSTANCE RESPON TRST F	421114--REGULAR COST RECOVERY	1,200.00
49575	6130	00495	HAZARD SUBSTANCE RESPON TRST F	445000--Fed Indirect Cost Revenue	119,590.46
49575	6130	00495	HAZARD SUBSTANCE RESPON TRST F	450430--RECOVERY ENVIRON CLEAN-UP	152,785.00
49599	6130	00050	CLOSING CENTER	429650--CD Interest Income	800.00
49599	6130	00050	CLOSING CENTER	429660--Government Interest Income	800.00
Total of Fund					2,463,679.69
49610	6150	00719	MINISPE ED TEACH SCHOLARSHIPS	452130--Recovery Refunds	1,750.00
Total of Fund					1,750.00
50020	6190	00702	CHE - Education Roundtable	444000--Private Grant Revenue	75,000.00
Total of Fund					75,000.00

Auditor of State
Schedule of Revenue
July 1, 2013 through June 30, 2014

PS Fund	CAFR Fund	BU	PS Fund Description	Source of Revenue	Revenue
50210	6210	00235	STATE MOTOR VEHICLE TECHNOLOGY	425284--Technology Fund Fees	4,409,897.21
50210	6210	00235	STATE MOTOR VEHICLE TECHNOLOGY	649805--SBOA Stat Audit Charge	160,000.00
Total of Fund					4,569,897.21
50310	6220	00300	NATURAL HERITAGE FD 14-4-5.1-3	429680--General Interest Income	42,345.39
50310	6220	00300	NATURAL HERITAGE FD 14-4-5.1-3	430420--Sle of Per Prop - Surplus Prop	12,346.20
50310	6220	00300	NATURAL HERITAGE FD 14-4-5.1-3	431448--N/P - Stewardship Fund land le	56,129.00
Total of Fund					110,820.59
50410	6230	00220	RESIDUAL ASBESTOS INJURY FUND	429650--CD Interest Income	3,427.28
Total of Fund					3,427.28
50510	6250	00090	MOTOR FUEL TAXES	400400--Prior Period Adjustment	6,242,269.82
50510	6250	00090	MOTOR FUEL TAXES	414200--Gasoline Tax	53,005,692.79
50510	6250	00090	MOTOR FUEL TAXES	414300--Special Fuel Tax	23,126,827.23
50510	6250	00090	MOTOR FUEL TAXES	414400--Motor Carrier Fuel Tax	433,083.65
50510	6250	00090	MOTOR FUEL TAXES	414600--Motor Carrier Surcharge Tax	28,266,122.10
50510	6250	00090	MOTOR FUEL TAXES	418890--Local Road & Street Tax	43,385,735.74
50510	6250	00090	MOTOR FUEL TAXES	427445--Mtr Carrier (MF-620)	(167,400.29)
50510	6250	00090	MOTOR FUEL TAXES	427446--Trip Permit (65%)	236,001.75
50520	6250	00090	MOTOR CARRIER SUR/TAX 50%	400400--Prior Period Adjustment	(11,511,283.92)
50520	6250	00090	MOTOR CARRIER SUR/TAX 50%	414600--Motor Carrier Surcharge Tax	49,636,062.80
50530	6250	00050	LRS DIST TO LOCAL GOVT	740710--Road and Street Local Distrbtn	74,057,753.99
50540	6250	00050	LOCAL ROAD-MOTOR VEHICLES	425008--Vehicle Registration & Title F	7,899,373.26
50560	6250	00090	PRIMARY HIGHWAY-MOTOR VEH.	400400--Prior Period Adjustment	(1,404,740.38)
50560	6250	00090	PRIMARY HIGHWAY-MOTOR VEH.	427475--DOR BMW OSOW Fee	9,677,063.31
Total of Fund					282,882,561.85
50710	6270	00048	FAM VIOLENCE/VICT ASST 4-23-18	740280--RecurStatXfr- State User Fee	523,443.20
50710	6270	00048	FAM VIOLENCE/VICT ASST 4-23-18	740301--Court Cost Tf Per IC 33-37-7-9	1,489,890.00
Total of Fund					2,013,333.20
50910	6290	00210	IPSRM-BASIC	423980--Poli Subdiv Ctstrphc Liab Prem	136,130.00
50999	6290	00050	CLOSING CENTER	429660--Government Interest Income	12,449.13
Total of Fund					148,579.13
51010	6310	00210	MINE SUBSIDENCE E INS FD-NON B	423960--Mine Subsdnce Insur Premium	1,722,112.17
51099	6310	00050	CLOSING CENTER	429660--Government Interest Income	8,221.11
Total of Fund					1,730,333.28
51120	6320	00090	EMERGENCY PLANNING-REVENUE	427492--Emergency Planning Fees	551,059.94
Total of Fund					551,059.94
30410	6330	00057	TOBACCO MASTER SETTLEMENT	422880--County Slot Wagering Fee	3,000,000.00
30410	6330	00057	TOBACCO MASTER SETTLEMENT	429660--Government Interest Income	16,089.65
30410	6330	00057	TOBACCO MASTER SETTLEMENT	452110--Tobacco MSA Payments	67,374,707.18
30418	6330	00400	Tobacco Use Prev & Cessation	463170--TOBACCO USE PREV & CESSATION	(307.70)
30456	6330	00038	RURAL ECONOMIC DEVELOPMENT FUN	423260--Registration Fee Revenue	12,411.00
30456	6330	00038	RURAL ECONOMIC DEVELOPMENT FUN	426260--Optometrists Licensing Fees	600.00
Total of Fund					70,403,500.13
51210	6340	00300	CONSERVATION OFFICERS TRAINING	425671--L/E - ICO Training Fees Revenu	19,989.56
Total of Fund					19,989.56
74810	6400	00048	PROP CUSTODY FUND NON BUDGET	429650--CD Interest Income	594.03
Total of Fund					594.03
51410	6410	00719	PART-TIME STUDENT GRANT DIST	452130--Recovery Refunds	42,766.20
Total of Fund					42,766.20
74930	6420	00048	ABANDON PROPERTY NON BUDGET	429607--Abandon Property Interest/Div	8,207.97
74930	6420	00048	ABANDON PROPERTY NON BUDGET	462100--Abandoned Property	111,205,334.21
74980	6420	00050	2003 CANCEL WARRANT HOLD ACCT	462400--Outdated Warrants	(348.00)
74990	6420	00050	2004 CANCEL WARRANT HOLD ACCT	462400--Outdated Warrants	2,445.97

Auditor of State
Schedule of Revenue
July 1, 2013 through June 30, 2014

PS Fund	CAFR Fund	BU	PS Fund Description	Source of Revenue	Revenue
74991	6420	00050	2005 CANCEL WARRANT HOLD ACCT	462400--Outdated Warrants	40,930.38
74992	6420	00050	2006 OUTDATED WARRANT HOLD ACC	462400--Outdated Warrants	12,050.65
74993	6420	00050	2007 Outdated Warrant Hold Acc	462400--Outdated Warrants	3,087.37
74994	6420	00050	2008 Outdated Warrant Hold Acc	462400--Outdated Warrants	(20,559.61)
74995	6420	00050	2009 Outdated Warrant Hold Acc	462400--Outdated Warrants	9,865.66
Total of Fund					111,261,014.60
54510	6440	00210	TITLE INS ENFORCEMENT-OPER	423980--Poli Subdiv Ctrstphc Liab Prem	1,320,554.77
54599	6440	00050	CLOSING CENTER	429650--CD Interest Income	3,905.41
Total of Fund					1,324,460.18
51610	6460	00385	STATE DISASTER RELIEF	740225--Public Safety Fee Transfer	270,480.00
Total of Fund					270,480.00
51710	6470	00700	PROFESSIONAL STDS BD LICENSING	427010--Teaching Licensing Fees	1,240,940.00
Total of Fund					1,240,940.00
51810	6480	00050	FED REVENUE SHARING TRUST	429660--Government Interest Income	2,018.33
51810	6480	00050	FED REVENUE SHARING TRUST	429665--Sec Lending Interest income	2.79
Total of Fund					2,021.12
74030	6510	00072	TEACHERS RETIRE NON BUDGET	429495--Lottery Surplus Revenue Contra	(30,000,000.00)
74030	6510	00072	TEACHERS RETIRE NON BUDGET	429499--Lottery Surplus Revenue	30,000,000.00
Total of Fund					-
74140	6520	00072	P.E.R.F NON BUDGET	464180--LOCAL PROJECTS	142.22
Total of Fund					142.22
74210	6550	00072	JUDGES RETIRE NON BUDGET	740301--Court Cost Tf Per IC 33-37-7-9	7,152,584.00
Total of Fund					7,152,584.00
74510	6590	00072	PENSION RELIEF FD NON BUDGET	416100--Alcoholic Beverage Taxes	3,394,811.26
74510	6590	00072	PENSION RELIEF FD NON BUDGET	416105--Alcoholic Beverage Tax Contra	(3,964,419.47)
74510	6590	00072	PENSION RELIEF FD NON BUDGET	416200--Cigarette and Tobacco Prod Tax	23,826,264.97
74510	6590	00072	PENSION RELIEF FD NON BUDGET	416205--Cigarette & Tobacco Tax Contra	(23,067,616.64)
74510	6590	00072	PENSION RELIEF FD NON BUDGET	429495--Lottery Surplus Revenue Contra	(30,000,000.00)
74510	6590	00072	PENSION RELIEF FD NON BUDGET	429499--Lottery Surplus Revenue	30,000,000.00
74510	6590	00072	PENSION RELIEF FD NON BUDGET	740215--PDIF INTEREST XFER TO PERF	216,535.76
Total of Fund					405,575.88
74610	6600	00048	ST POLICE RETIREMENT PENSION	420351--Primary Source Fees	1,224.31
Total of Fund					1,224.31
73816	6605	00070	OPEB Trust Fund - SPD	429650--CD Interest Income	2,246.96
73816	6605	00070	OPEB Trust Fund - SPD	429660--Government Interest Income	41,741.22
73816	6605	00070	OPEB Trust Fund - SPD	429665--Sec Lending Interest income	629.21
74320	6605	00300	OPEB Trust Fund - DNR	429660--Government Interest Income	2,956.36
74320	6605	00300	OPEB Trust Fund - DNR	749901--Retiree Medical Benefits Xfer	263,277.00
74330	6605	00230	OPEB Trust Fund - ATC / Excise	429660--Government Interest Income	898.65
74330	6605	00230	OPEB Trust Fund - ATC / Excise	749901--Retiree Medical Benefits Xfer	117,012.00
76010	6605	00100	State Police 401h	429650--CD Interest Income	211.81
76010	6605	00100	State Police 401h	429660--Government Interest Income	26,347.08
76010	6605	00100	State Police 401h	429665--Sec Lending Interest income	108.10
76010	6605	00100	State Police 401h	471960--401(h) Employee Contributions	908,620.00
76010	6605	00100	State Police 401h	471961--401(h) Disability Hlth Ins Cnt	16,682.05
77010	6605	00100	ISP 115 Health Trust Fund	429660--Government Interest Income	2,577.33
77010	6605	00100	ISP 115 Health Trust Fund	471964--Retiree Drug Subsidy	523,348.60
77010	6605	00100	ISP 115 Health Trust Fund	471970--115 Trust-Transfer from 20% LT	200,000.00
77010	6605	00100	ISP 115 Health Trust Fund	749901--Retiree Medical Benefits Xfer	2,517,151.00
Total of Fund					4,623,807.37
52010	6610	00800	PUBLIC UTILITY TAX	400400--Prior Period Adjustment	3,757.38
52010	6610	00800	PUBLIC UTILITY TAX	412010--State Sales Tax	8,539,689.20
52010	6610	00800	PUBLIC UTILITY TAX	412600--Alternative Fuel Sales Tax	285.83
52010	6610	00800	PUBLIC UTILITY TAX	412700--Gasoline use tax	20.42

Auditor of State
Schedule of Revenue
July 1, 2013 through June 30, 2014

PS Fund	CAFR Fund	BU	PS Fund Description	Source of Revenue	Revenue
52010	6610	00800	PUBLIC UTILITY TAX	414400--Motor Carrier Fuel Tax	8,051,696.24
			Total of Fund		16,595,449.07
52110	6620	00048	PURDUE TRUST FUND PRINCIPAL	429650--CD Interest Income	1,203.22
			Total of Fund		1,203.22
72410	6660	00048	COMMON SCHOOL RELIEF	422325--Exam Violation Fees	77,000.00
72410	6660	00048	COMMON SCHOOL RELIEF	429660--Government Interest Income	(700.28)
72410	6660	00048	COMMON SCHOOL RELIEF	429691--CSF Investment Income	(1,390.26)
72410	6660	00048	COMMON SCHOOL RELIEF	450310--Fines	4,650,285.93
72410	6660	00048	COMMON SCHOOL RELIEF	452140--Seizure for controlled substan	4,324.91
72410	6660	00048	COMMON SCHOOL RELIEF	462300--Escheated Estates	149,594.75
			Total of Fund		4,879,115.05
72510	6670	00048	I U ENDOWMENT	429650--CD Interest Income	1,786.56
			Total of Fund		1,786.56
52410	6750	00510	SPECIAL EMPLOYMENT SECURITY	417810--Unemployment Tax	58,715.50
52410	6750	00510	SPECIAL EMPLOYMENT SECURITY	417815--Unemployment Insurance Surchar	817,573.77
52410	6750	00510	SPECIAL EMPLOYMENT SECURITY	451410--Intrst Pnlit Delinq Unemply Tax	207,109.36
			Total of Fund		1,083,398.63
70020	6760	00510	UNEMPLOYMENT COMP TRUST FUND	417810--Unemployment Tax	801,753.85
70070	6760	08510	UI Trust Fund	417810--Unemployment Tax	728,601,006.68
70070	6760	08510	UI Trust Fund	417825--Federal UI Tax Penalty Distrib	219,435,404.76
70070	6760	08510	UI Trust Fund	442000--UI Trust Fund Grant Revenue	(3,605,963.52)
70070	6760	08510	UI Trust Fund	451410--Intrst Pnlit Delinq Unemply Tax	11,144,530.90
70070	6760	08510	UI Trust Fund	464060--FEDERAL REIMBURSEMENT	135,311,384.54
70090	6760	00510	UNEMPLOYMENT INSURE SOLVENCY	417815--Unemployment Insurance Surchar	29,695,476.42
70090	6760	00510	UNEMPLOYMENT INSURE SOLVENCY	429680--General Interest Income	54,199.34
			Total of Fund		1,121,437,792.97
72610	6800	00700	VETERANS MEMORIAL CONSTRUCTION	429601--Interest on Loans	550.00
			Total of Fund		550.00
52510	6810	00040	RETIREMENT HOME GUARANTY	429650--CD Interest Income	1,962.82
52510	6810	00040	RETIREMENT HOME GUARANTY	429660--Government Interest Income	7,554.55
52510	6810	00040	RETIREMENT HOME GUARANTY	429665--Sec Lending Interest income	1,613.79
			Total of Fund		11,131.16
52610	6820	00495	ASBESTOS INVESTMENTS (AIR)	421020--ASBESTOS ACCREDITATION	233,120.00
52610	6820	00495	ASBESTOS INVESTMENTS (AIR)	421022--ASBESTOS TRAINING COURSE PROVI	77,500.00
52610	6820	00495	ASBESTOS INVESTMENTS (AIR)	421026--ASBESTOS DEMOLITION/RENOVATION	98,100.00
52610	6820	00495	ASBESTOS INVESTMENTS (AIR)	421086--ENFORCEMENT FINE/PEN ASBESTOS	62,900.00
52620	6820	00495	ASBESTOS TRUST FUND	445000--Fed Indirect Cost Revenue	15,524.31
			Total of Fund		487,144.31
52710	6830	00495	UST OPERATING (OER)	427465--DOR UST Fees	471,105.01
52710	6830	00495	UST OPERATING (OER)	643103--Underground Storage Tank Fee	2,951.26
52720	6830	00495	UST INVESTMENTS (OER)	421085--COST RECOVERY PETROLEUM	52.16
52720	6830	00495	UST INVESTMENTS (OER)	421086--ENFORCEMENT FINE/PEN ASBESTOS	285.72
52720	6830	00495	UST INVESTMENTS (OER)	421098--ENFORCEMENT FINE/PEN UST	45,983.12
52720	6830	00495	UST INVESTMENTS (OER)	429660--Government Interest Income	4,781.96
52730	6830	00495	UPST TRUST FUND-TRANSFER	445000--Fed Indirect Cost Revenue	34,060.23
			Total of Fund		559,219.46
74710	6840	00072	PUBLIC SAFETY SPEC DEATH BENE	471700--RET CONTR -PUBSFTY SPC DTH BEN	13,754.37
			Total of Fund		13,754.37
52810	6850	00495	UPST OPERATING	427465--DOR UST Fees	(517.50)
52810	6850	00495	UPST OPERATING	643103--Underground Storage Tank Fee	9,943.55
52820	6850	00495	UPST INVESTMENTS	421600--UST Fuel Inspection Fee	50,568,744.86
52820	6850	00495	UPST INVESTMENTS	427465--DOR UST Fees	623,182.27
52820	6850	00495	UPST INVESTMENTS	643103--Underground Storage Tank Fee	2,087.74
52840	6850	00495	UPST EXCESS LIABILITY TRUST FD	445000--Fed Indirect Cost Revenue	1,175,633.03

Auditor of State
Schedule of Revenue
July 1, 2013 through June 30, 2014

PS Fund	CAFR Fund	BU	PS Fund Description	Source of Revenue	Revenue
52899	6850	00050	CLOSING CENTER	429650--CD Interest Income	8,500.00
52899	6850	00050	CLOSING CENTER	429660--Government Interest Income	81,980.65
52899	6850	00050	CLOSING CENTER	429665--Sec Lending Interest income	35.41
Total of Fund					92,516.06
54210	6860	00400	LEAD ACCREDITATION PROG (AIR)	421300--Lead Based Paint Licens Fees	31,400.00
Total of Fund					31,400.00
54810	6880	00038	ADVERTISING REVENUE	425742--O/I - Advertising Revenue	1,150,182.00
Total of Fund					1,150,182.00
54910	6890	00048	CONGRSS TWNShP SCHOOL PRINCIPL	472020--Congrsnl Township School Funds	82,879.13
54920	6890	00048	CONGRSS TWNShP SCHOOL INTEREST	429650--CD Interest Income	3,425.66
54920	6890	00048	CONGRSS TWNShP SCHOOL INTEREST	472020--Congrsnl Township School Funds	37,652.30
Total of Fund					123,957.09
52910	6910	00700	EDUCATION LICENSE PLATE FEES	740227--ED PLATE FEE STATE SHARE	46,056.25
Total of Fund					46,056.25
53010	6920	00410	MDCO PROGRAM	423080--Health Facility Fee	190,297.87
Total of Fund					190,297.87
55020	6930	00300	FLOOD CTRL REVOLVING LOANS	429635--Flood Ctrl Rev Fd - Int	20,856.00
Total of Fund					20,856.00
58510	6940	00070	SPD HR SERVICES	439900--HR Service	121,713.85
58510	6940	00070	SPD HR SERVICES	649900--HR Service Fees	8,847,657.45
Total of Fund					8,969,371.30
58610	6950	00057	RETIREE HEALTH BENEFIT TRUST	416200--Cigarette and Tobacco Prod Tax	17,551,576.14
58610	6950	00057	RETIREE HEALTH BENEFIT TRUST	471962--Retiree Hlth Ins Cntrbs	946,837.00
58610	6950	00057	RETIREE HEALTH BENEFIT TRUST	749901--Retiree Medical Benefits Xfer	18,224,958.80
58699	6950	00050	CLOSING CENTER	429650--CD Interest Income	10,902.77
58699	6950	00050	CLOSING CENTER	429660--Government Interest Income	540,064.63
58699	6950	00050	CLOSING CENTER	429665--Sec Lending Interest income	1,360.65
Total of Fund					37,275,699.99
59010	6960	00160	Veterans' Affairs Trust Fund	429650--CD Interest Income	3,066.80
59010	6960	00160	Veterans' Affairs Trust Fund	429660--Government Interest Income	12,086.38
59010	6960	00160	Veterans' Affairs Trust Fund	429665--Sec Lending Interest income	139.42
Total of Fund					15,292.60
75101	6990	00090	INDIANAPOLIS NORTH OF SOUTH CT	418896--CTP Local	459,723.00
75101	6990	00090	INDIANAPOLIS NORTH OF SOUTH CT	740834--LOIT Transfer In -CTP	16,579.00
75102	6990	00090	Seymour CTP	418896--CTP Local	354,426.00
75102	6990	00090	Seymour CTP	740834--LOIT Transfer In -CTP	106,307.00
75103	6990	00090	INDIANAPOLIS PURDUE/AMERIPLEX	418896--CTP Local	121,722.00
75103	6990	00090	INDIANAPOLIS PURDUE/AMERIPLEX	740834--LOIT Transfer In -CTP	43,894.00
75109	6990	00090	COLUMBUS - CTP - Airport	418896--CTP Local	1,711,382.00
75109	6990	00090	COLUMBUS - CTP - Airport	740834--LOIT Transfer In -CTP	629,185.00
75111	6990	00048	GRAIN IND FD - PROD PREMIUMS	429650--CD Interest Income	5,288.94
75111	6990	00048	GRAIN IND FD - PROD PREMIUMS	429660--Government Interest Income	27,577.71
75111	6990	00048	GRAIN IND FD - PROD PREMIUMS	429665--Sec Lending Interest income	181.36
75112	6990	00258	IC22-9-1-6 SETTLEMENTS ESCROW	428150--Mediation Services	400.00
75115	6990	00090	COMMERCIAL VEH EXCISE TAX FUND	400400--Prior Period Adjustment	5,023,193.00
75115	6990	00090	COMMERCIAL VEH EXCISE TAX FUND	413300--Commercial Vehicle Excise Tax	58,731,201.92
75116	6990	00235	ST MARY'S COLLEGE	425321--SPF - St Mary	1,000.00
75117	6990	00235	INDIANA NATIVE AMERICAN TRUST	425366--SPF - I NAT	52,140.00
75118	6990	00235	INDIANA FFA TRUST	425363--SPF - IFFAT	2,900.00
75119	6990	00235	FREEMASONS	425352--SPF - Freemason	21,700.00
75120	6990	00235	TEAMSTERS	425405--Teamsters Trust	8,000.00
75121	6990	00235	BOY SCOUT TRUST	425360--SPF - IBST	3,575.00
75122	6990	00235	DARE TRUST	425350--SPF - DARE	6,700.00
75122	6990	00235	DARE TRUST	425352--SPF - Freemason	450.00
75122	6990	00235	DARE TRUST	425435--Entomology - nursery growers I	375.00
75123	6990	00235	INDIANA HEALTH TRUST	425391--Health Trust Fee	(3,400.00)

Auditor of State
Schedule of Revenue
July 1, 2013 through June 30, 2014

PS Fund	CAFR Fund	BU	PS Fund Description	Source of Revenue	Revenue
75124	6990	00050	STATE EDUC INSTITUTION/IU	425312--SPF - IU	1,365,200.00
75126	6990	00090	CRED CITY OF BLOOMINGTON	418895--CRED Local	819,015.00
75126	6990	00090	CRED CITY OF BLOOMINGTON	740832--LOIT Transfer In - CRED	180,985.00
75127	6990	00090	CRED CITY OF MARION	418895--CRED Local	155,845.00
75127	6990	00090	CRED CITY OF MARION	740832--LOIT Transfer In - CRED	103,132.00
75129	6990	00090	CITY OF SHELBYVILLE-CTP	418896--CTP Local	1,159,642.00
75129	6990	00090	CITY OF SHELBYVILLE-CTP	740834--LOIT Transfer In -CTP	352,952.00
75130	6990	00090	CRED DELAWARE COUNTY-DELPHI	418895--CRED Local	340,839.00
75130	6990	00090	CRED DELAWARE COUNTY-DELPHI	740832--LOIT Transfer In - CRED	92,229.00
75131	6990	00090	CRED BLOOMINGTON DOWNTOWN	418895--CRED Local	700,716.00
75131	6990	00090	CRED BLOOMINGTON DOWNTOWN	740832--LOIT Transfer In - CRED	49,284.00
75132	6990	00090	CRED CITY OF SOUTH BEND	418895--CRED Local	244,481.00
75136	6990	00090	ANDERSON - CTP	418896--CTP Local	605,124.00
75136	6990	00090	ANDERSON - CTP	740834--LOIT Transfer In -CTP	311,461.00
75138	6990	00090	COLUMBUS - CTP Downtown	418896--CTP Local	1,586,406.00
75138	6990	00090	COLUMBUS - CTP Downtown	740834--LOIT Transfer In -CTP	583,237.00
75139	6990	00235	PURDUE UNIV LICENSE PLATE TRUS	425319--SPF - Purdue	1,101,100.00
75140	6990	00235	LEWIS & CLARK LIC PLATE TRUST	425375--SPF - Lewis and Clark	1,050.00
75141	6990	00235	RILEY CHILD'S HOSP LIC PLATE	425376--SPF - Riley HFK	36,600.00
75142	6990	00090	MUNCIE - CTP	418896--CTP Local	114,809.00
75143	6990	00050	WATERCRAFT DISTRIBUTION	413700--Watercraft Excise Tax	9,170,658.84
75144	6990	00050	EDUCATION PLATE FEE	425361--SPF - IEdT	167,475.00
75146	6990	00090	CITY OF KOKOMO INVENTREK-CTP	418896--CTP Local	143,501.00
75146	6990	00090	CITY OF KOKOMO INVENTREK-CTP	740834--LOIT Transfer In -CTP	50,876.00
75147	6990	00090	CITY OF SCOTTSBURG - CTP	418896--CTP Local	91,489.00
75147	6990	00090	CITY OF SCOTTSBURG - CTP	740834--LOIT Transfer In -CTP	27,760.00
75148	6990	00235	INDIANA 4-H TRUST	425356--SPF - 4H	4,050.00
75149	6990	00235	AMERICAN LEGION TRUST	425341--SPF - Am Legion	1,485.00
75149	6990	00235	AMERICAN LEGION TRUST	425346--SPF - Blood Center Trust	25.00
75150	6990	00235	ANDERSON UNIVERSITY TRUST	425301--SPF - Anderson	2,150.00
75151	6990	00235	INDIANA BLACK EXPO TRUST	425359--SPF - IBE	7,800.00
75152	6990	00235	INDIANA BREAST CANCER TRUST	425392--IN Breast Cancer Trust Fees	50,400.00
75153	6990	00235	INDIANA LIONS FOUNDATION TRUST	425365--SPF - ILTF	1,375.00
75154	6990	00235	IVY TECH COMM COLLEGE TRUST	425316--SPF - ITCC	1,525.00
75155	6990	00235	MANCHESTER COLLEGE TRUST	425317--SPF - Manchester	2,600.00
75156	6990	00235	NOTRE DAME UNIVERSITY TRUST	425327--SPF - ND	23,975.00
75156	6990	00235	NOTRE DAME UNIVERSITY TRUST	425377--SPF - TYH	1,100.00
75157	6990	00235	PROFESSIONAL FIREFIGHTERS TRUS	425368--SPF - IPFF	29,975.00
75158	6990	00235	ROSE HULMAN TRUST	425320--SPF - Rose Hulman	5,575.00
75159	6990	00235	STATE POLICE TRUST	425371--SPF - ISP	(17,750.00)
75161	6990	00090	MERRILLVILLE-CTP	418896--CTP Local	408,035.00
75162	6990	00090	CRED FORT WAYNE TILLMAN-ANTHON	418895--CRED Local	976,138.00
75162	6990	00090	CRED FORT WAYNE TILLMAN-ANTHON	740832--LOIT Transfer In - CRED	23,862.00
75163	6990	00235	DEPAUW UNIVERSITY LIC PL TR	425305--SPF - DePauw	4,625.00
75164	6990	00235	INDIANA TECH LIC PL TR	425310--SPF - IIT	950.00
75165	6990	00235	INDIANA WESLEYAN UNIV LIC PL T	425315--SPF - IWU	2,925.00
75166	6990	00235	IUPUI LIC PL TR	425314--SPF - IUPUI	3,675.00
75167	6990	00235	VINCENNES UNIVERSITY LIC PL TR	425331--SPF - Vincennes	1,800.00
75168	6990	00235	UNIV OF SOUTHERN IN LIC PL TR	425329--SPF - USI	2,100.00
75169	6990	00235	UNIV OF ST. FRANCIS LIC PL TR	425328--SPF - St Francis	710.00
75169	6990	00235	UNIV OF ST. FRANCIS LIC PL TR	425432--Entomology - fumigation fees	75.00
75170	6990	00235	BUTLER UNIVERSITY LIC PL TR	425304--SPF - Butler	16,600.00
75171	6990	00235	GRACE COLL & SEMINARY LIC PL T	425307--SPF - Grace	250.00
75172	6990	00235	UNIV OF INDIANAPOLIS LIC PL TR	425326--SPF - UofIndy	4,150.00
75173	6990	00235	HABITAT FOR HUMANITY LIC PL TR	425353--SPF - Habitat for Humanity	1,100.00
75174	6990	00235	CHOOSE LIFE LIC PL TR	425393--Choose Life Trust Fees	8,175.00
75175	6990	00235	NURSES LIC PL TR	425367--SPF - Nurses	31,325.00
75176	6990	00235	SPECIAL OLYMPICS LIC PL TR	425394--Special Olympics Trust Fees	2,775.00
75178	6990	00090	FT WAYNE N IN INNOVATION CENTE	418896--CTP Local	299,627.00
75178	6990	00090	FT WAYNE N IN INNOVATION CENTE	740834--LOIT Transfer In -CTP	88,125.00
75179	6990	00090	JEFFERSONVILLE - CTP	418896--CTP Local	496,658.00
75179	6990	00090	JEFFERSONVILLE - CTP	740834--LOIT Transfer In -CTP	280,254.00
75180	6990	00235	JUVENILE DIABETES	425373--SPF - JDRF	4,525.00
75182	6990	00090	BLOOMINGTON - CTP	418896--CTP Local	345,390.00
75182	6990	00090	BLOOMINGTON - CTP	740834--LOIT Transfer In -CTP	88,153.00
75183	6990	00235	INDIANA STATE UNIV LIC PL TR	425311--SPF - ISU	8,700.00
75184	6990	00235	BETHEL COLLEGE	425303--SPF - Bethel	675.00
75185	6990	00090	CRED INDY LAFAYETTE	418895--CRED Local	717,256.00
75185	6990	00090	CRED INDY LAFAYETTE	740832--LOIT Transfer In - CRED	32,744.00
75187	6990	00235	WABASH COLLEGE TRUST	425332--SPF - Wabash	4,300.00
75188	6990	00235	TRINE UNIVERSITY TRUST	425324--SPF - TriState	875.00
75189	6990	00090	DAVIESS COUNTY - CTP	418896--CTP Local	475,923.00
75189	6990	00090	DAVIESS COUNTY - CTP	740834--LOIT Transfer In -CTP	241,804.00
75190	6990	00090	South Bend CTP	418896--CTP Local	1,005,526.00
75190	6990	00090	South Bend CTP	740834--LOIT Transfer In -CTP	407,427.00
75192	6990	00090	Warsaw-CTP	418896--CTP Local	27,534.00

Auditor of State
Schedule of Revenue
July 1, 2013 through June 30, 2014

PS Fund	CAFR Fund	BU	PS Fund Description	Source of Revenue	Revenue
75192	6990	00090	Warsaw-CTP	740834--LOIT Transfer In -CTP	8,098.00
75200	6990	00235	INCASA Trust	425348--SPF - INCASA Trust	2,050.00
75201	6990	00235	Autism - Indiana Trust	425345--SPF - Autism û Indiana Trust	10,450.00
75202	6990	00235	Hanover College Trust	425308--SPF - Hanover	2,400.00
75204	6990	00235	Earlham College Trust	425347--SPF - Earlham College Trust	625.00
75205	6990	00235	Indiana / Purdue of Ft. Wayne	425313--SPF - IUPUFW	925.00
75206	6990	00235	Blood Center Trust	425346--SPF - Blood Center Trust	1,100.00
75207	6990	00235	Marian College Trust	425318--SPF - Marian	2,250.00
75208	6990	00235	Ball State University Trust	425302--SPF - BallState	19,875.00
75209	6990	00235	STATE MUSEUM TRUST	425395--SPF - State Museum Trust	6,100.00
75210	6990	00235	Bicycle Indiana Trust	425396--Bicycle Indiana Trust	7,575.00
75211	6990	00235	Wild Turkey Trust	425397--Wild Turkey Trust	6,925.00
75212	6990	00235	Peyton Manning Children's Hosp	425398--Peyton Manning Children's Hosp	2,825.00
75213	6990	00235	Pet Friendly Trust	425399--Pet Friendly Trust	38,900.00
75214	6990	00235	Greenway Trust	425400--Greenways Trust	2,025.00
75215	6990	00235	Indiana Sheriff's Association	425401--Indiana Sheriff's Assoc Trust	21,275.00
75216	6990	00235	Youth Institute Trust	425402--Youth Institute Trust	450.00
75217	6990	00235	Stop Diabetes Trust	425403--Stop Diabetes Trust	1,500.00
75218	6990	00235	Donate Life Trust	425404--Donate Life Trust	4,750.00
75220	6990	00235	NRA Trust	425406--NRA Trust	6,900.00
75221	6990	00235	Saint Mary of The Woods Colleg	425322--SPF - St Mary Woods	1,425.00
75222	6990	00235	University Of Evansville Trust	425325--SPF - Evansville	4,550.00
75223	6990	00235	Valparaiso University Trust	425330--SPF - Valpo	3,050.00
75224	6990	00235	Indy Motor Speedway Hall of Fa	425355--SPF - Indy HoF	10,725.00
75225	6990	00235	Ducks Unlimited Trust	425021--Ducks Unlimited Trust	3,400.00
75226	6990	00235	IN Assoc-Chief of Police Trust	425022--Chiefs of Police Trust	475.00
75227	6990	00235	IN Motor Truck Assoc Trust	425023--Motor Truck Trust	875.00
75228	6990	00235	IN Patriot Guard Riders Trust	425024--Patriot Guard Riders Trust	1,500.00
75229	6990	00235	Indiana Soccer Trust	425025--Indiana Soccer Trust	3,125.00
75230	6990	00235	Indiana Youth Group Trust	425026--Youth Group Trust	4,150.00
75231	6990	00235	Indiana University HealthTrust	425027--IN University Health Trust	1,050.00
75232	6990	00235	Indy Zoological Society Trust	425028--Zoological Society Trust	2,825.00
75233	6990	00235	Marine Foundation of IN Trust	425029--Marine Trust	3,075.00
75234	6990	00235	Tony Stewart Foundation Trust	425030--Tony Stewart Trust	4,850.00
75235	6990	00235	Rotary Trust	425031--Rotary Trust	825.00
75236	6990	00235	Huntington University Trust	425309--SPF - Huntington	1,350.00
75237	6990	00235	Franklin College Trust	425306--SPF - Franklin	1,850.00
75238	6990	00090	City of Hammond - CTP	418896--CTP Local	494,631.00
Total of Fund					<u>93,700,147.77</u>
58010	8000	00800	ARRA INDOT Highway Constructio	441010--Fed ARRA Revenue	524,571.33
58011	8000	00100	ARRA Byrne JAG Sub-Grant	441000--Fed Grant Revenue	(63,000.00)
58021	8000	00067	IOT ARRA Broadband	441010--Fed ARRA Revenue	880,898.46
58025	8000	00110	AGO ARRA National Guard Bureau	441010--Fed ARRA Revenue	38,677.50
58033	8000	00038	CLEAN CITIES ARRA	441010--Fed ARRA Revenue	103,465.88
58041	8000	00400	ARRA-Diabetes Prevention Prog	441010--Fed ARRA Revenue	(210.16)
58057	8000	00510	High Growth ARRA	441000--Fed Grant Revenue	2,138.00
58057	8000	00510	High Growth ARRA	441010--Fed ARRA Revenue	167,059.41
58067	8000	00495	ARRA BROWNFIELD ASSES/CLEANUP	441010--Fed ARRA Revenue	3,001.41
58071	8000	00400	ARRA - BRFS	441000--Fed Grant Revenue	0.11
58071	8000	00400	ARRA - BRFS	441010--Fed ARRA Revenue	57,640.00
58075	8000	00800	Tiger Grant - Indy Bicycle/Ped	441010--Fed ARRA Revenue	78,748.51
58079	8000	00503	HIT Admin ARRA	441000--Fed Grant Revenue	55,904,745.90
58132	8000	00700	ARRA Title I School Improvemen	441000--Fed Grant Revenue	587,097.86
58132	8000	00700	ARRA Title I School Improvemen	441010--Fed ARRA Revenue	9,233,947.61
58250	8000	00510	UI STATE ADMIN	441000--Fed Grant Revenue	3,141,155.05
58270	8000	00510	WIA - ADULT	441010--Fed ARRA Revenue	(5,085.59)
58360	8000	00800	GEOGRAPHIC SPECIFIC - STP	441010--Fed ARRA Revenue	81,167.76
58390	8000	00032	CRIME VICTIMS ASSISTANCE GRANT	441000--Fed Grant Revenue	96,545.99
58410	8000	00100	INTERNET CRIMES AGAINST CHILDR	441010--Fed ARRA Revenue	21,140.79
58420	8000	00032	VIOLENCE AGAINST WOMEN	441000--Fed Grant Revenue	145,164.88
58430	8000	00032	BYRNE/JAG	441000--Fed Grant Revenue	817,330.57
58431	8000	00039	IPAC Violence Against Women	441000--Fed Grant Revenue	22,174.74
58484	8000	00400	ARRA-State Loan Repayment Prog	441010--Fed ARRA Revenue	75,023.00
58487	8000	00400	ARRA State Primary Care	441010--Fed ARRA Revenue	99,109.80
Total of Fund					<u>72,012,508.81</u>
60150	8010	00036	DOAg DOAg Fund	441000--Fed Grant Revenue	353,741.28
61600	8010	00300	DNR DOAg Fund	441000--Fed Grant Revenue	1,856,840.32
61700	8010	00351	BOAH DOAg Fund	441000--Fed Grant Revenue	1,292,707.94
61900	8010	00400	ISDH DOAg Fund	441000--Fed Grant Revenue	90,543,435.15
62100	8010	00415	FSSA DOAg Fund	441000--Fed Grant Revenue	31,813.77
62100	8010	00450	FSSA DOAg Fund	441000--Fed Grant Revenue	77,656.34
62100	8010	00500	FSSA DOAg Fund	441000--Fed Grant Revenue	53,083,344.66

Auditor of State
Schedule of Revenue
July 1, 2013 through June 30, 2014

PS Fund	CAFR Fund	BU	PS Fund Description	Source of Revenue	Revenue
62100	8010	00500	FSSA DOAg Fund	450510--Welfare Repayments	371,909.96
62451	8010	00550	ISB DOAg Fund	441000--Fed Grant Revenue	80,467.59
62461	8010	00560	ISD DOAg Fund	441000--Fed Grant Revenue	2,057.73
62555	8010	00615	DOC DOAg Fund	441000--Fed Grant Revenue	886,250.32
62610	8010	00718	DOE DOAg Fund	441000--Fed Grant Revenue	376,749,253.13
62610	8010	00718	DOE DOAg Fund	447000--Return of Prior Year Funds	93.23
Total of Fund					525,329,571.42
61560	8011	00286	IPSC DOC Fund	441000--Fed Grant Revenue	8,309.49
61610	8011	00300	DNR DOC Fund	441000--Fed Grant Revenue	634,874.49
Total of Fund					643,183.98
60900	8012	00110	Adj Gen DOD Fund	441000--Fed Grant Revenue	107,551,510.88
60900	8012	00110	Adj Gen DOD Fund	441020--Program Income	110,636.15
60900	8012	00110	Adj Gen DOD Fund	444100--Rebates	157,129.98
60900	8012	00110	Adj Gen DOD Fund	644702--Clean Prod Janitorial	(1,211.00)
62200	8012	00495	IDEM DOD Fund	441000--Fed Grant Revenue	143,107.78
62200	8012	00495	IDEM DOD Fund	445000--Fed Indirect Cost Revenue	(4,292.94)
Total of Fund					107,956,880.85
60230	8014	00038	Lt Gov DHUD Fund	441000--Fed Grant Revenue	50,772,688.44
60650	8014	00067	IOT DHUD Fund	441000--Fed Grant Revenue	2,857,588.79
61400	8014	00258	CRC DHUD Fund	441000--Fed Grant Revenue	419,413.00
61615	8014	00300	DNR HUD Fund	441000--Fed Grant Revenue	165,084.25
Total of Fund					54,214,774.48
60651	8015	00067	IOT DOI Fund	441000--Fed Grant Revenue	46,637.53
61640	8015	00300	DNR DOI Fund	400400--Prior Period Adjustment	(2,863,398.85)
61640	8015	00300	DNR DOI Fund	441000--Fed Grant Revenue	16,147,270.09
61640	8015	00300	DNR DOI Fund	740117--ST MATCH - TR IN	(102,732.03)
61670	8015	00300	DNR DOI F&W Fund	425420--DNR - Service Charges	(25.00)
61670	8015	00300	DNR DOI F&W Fund	425451--DNR - Campground Revenue	3,000.00
61670	8015	00300	DNR DOI F&W Fund	425456--F&W - Oil Royalties Revenue	16,254.78
61670	8015	00300	DNR DOI F&W Fund	425462--Shooting Range	122,662.36
61670	8015	00300	DNR DOI F&W Fund	431403--DNR - Rental of Properties	1,980.85
61670	8015	00300	DNR DOI F&W Fund	431412--DNR - Farmland Lease Revenue	420,886.96
61670	8015	00300	DNR DOI F&W Fund	431462--DNR - Firewood Revenue	874.00
61670	8015	00300	DNR DOI F&W Fund	441000--Fed Grant Revenue	11,710,689.71
62210	8015	00495	IDEM DOI Fund	441000--Fed Grant Revenue	139,676.60
Total of Fund					25,643,777.00
60001	8016	00115	Toxicology DOJ Fund	441000--Fed Grant Revenue	82,329.92
60010	8016	00022	Supreme Ct DOJ Fund	441000--Fed Grant Revenue	231,295.43
60011	8016	00515	PEN Federal Fund	441000--Fed Grant Revenue	278,250.37
60100	8016	00032	ICJI DOJ Fund	441000--Fed Grant Revenue	18,579,697.17
60100	8016	00032	ICJI DOJ Fund	441100--Fac DISH Fed Gr Rev StateShare	(726.84)
60100	8016	00032	ICJI DOJ Fund	452010--Victim Comp Penalties	5,025.40
60101	8016	00032	FY 2010 JABG Block Grant	441000--Fed Grant Revenue	1,824,076.22
60120	8016	00026	IJC DOJ Fund	441000--Fed Grant Revenue	84,420.78
60510	8016	00046	AG DOJ Fund	441000--Fed Grant Revenue	54,261.60
60800	8016	00100	ISP DOJ Fund	441000--Fed Grant Revenue	3,584,633.75
61395	8016	00250	PLA DOJ Fund	441000--Fed Grant Revenue	105,277.04
61645	8016	00300	DNR DOJ Fed Fund	740117--ST MATCH - TR IN	(1,580.99)
62430	8016	00610	PDC DOJ Fund	441000--Fed Grant Revenue	352,520.52
62510	8016	00615	DOC DOJ Fund	429350--SexorViolent Offender Reg Fee	(100.00)
62510	8016	00615	DOC DOJ Fund	441000--Fed Grant Revenue	2,052,530.56
63310	8016	00103	LETB DOJ Fund	441000--Fed Grant Revenue	164,350.00
Total of Fund					27,396,260.93
61300	8017	00225	DOL DOL Fund	441000--Fed Grant Revenue	3,320,900.82
62160	8017	00498	FSSA DOL Fund	441000--Fed Grant Revenue	2,289,269.12
62410	8017	00510	DWD DOL Fund	423326--Inspection Fee	7.04
62410	8017	00510	DWD DOL Fund	429250--UI Wage Data Disclosures	690,379.77
62410	8017	00510	DWD DOL Fund	441000--Fed Grant Revenue	127,874,458.07
62410	8017	00510	DWD DOL Fund	444100--Rebates	9,119.42
62410	8017	00510	DWD DOL Fund	649101--Agency Bill Back	1,134.52
70060	8017	00510	TRA/DUA BENEFITS	441000--Fed Grant Revenue	1,347,590.83
70060	8017	00510	TRA/DUA BENEFITS	442100--UI Benefit Recoupment	343.20
Total of Fund					135,533,202.79

Auditor of State
Schedule of Revenue
July 1, 2013 through June 30, 2014

PS Fund	CAFR Fund	BU	PS Fund Description	Source of Revenue	Revenue
60030	8020	00022	Supreme Ct DOT Fund	441000--Fed Grant Revenue	106,385.57
60110	8020	00032	ICJI DOT Fund	441000--Fed Grant Revenue	6,715,545.92
60700	8020	00090	DOR DOT Fund	441000--Fed Grant Revenue	75,611.00
60810	8020	00100	ISP DOT Fund	441000--Fed Grant Revenue	9,189,941.92
61100	8020	00200	IURC DOT Fund	441000--Fed Grant Revenue	50,000.00
61650	8020	00300	DNR DOT Fund	441000--Fed Grant Revenue	2,048,449.16
61650	8020	00300	DNR DOT Fund	740117--ST MATCH - TR IN	(10,170.45)
61820	8020	00385	DHS DOT Fund	441000--Fed Grant Revenue	93,450.44
63200	8020	00800	INDOT DOT Fund	441000--Fed Grant Revenue	973,515,299.12
63200	8020	00800	INDOT DOT Fund	441010--Fed ARRA Revenue	0.01
63200	8020	00800	INDOT DOT Fund	461200--Condemnation	1,092,584.00
63200	8020	00800	INDOT DOT Fund	740110--TR LST - TR IN	(462,538.06)
63200	8020	00800	INDOT DOT Fund	740117--ST MATCH - TR IN	(4,136,765.95)
63210	8020	00800	INDOT Transit Fund	441000--Fed Grant Revenue	19,133,468.85
63230	8020	00800	INDOT Rail Fund	441000--Fed Grant Revenue	64,280.43
Total of Fund					1,007,475,541.96
63101	8021	00720	OFBCI TREAS Fund	400400--Prior Period Adjustment	(541,564.00)
63101	8021	00720	OFBCI TREAS Fund	441000--Fed Grant Revenue	394,386.00
Total of Fund					(147,178.00)
61401	8030	00258	CRC EEOC Fund	441000--Fed Grant Revenue	217,150.00
Total of Fund					217,150.00
60640	8045	00062	IPRC NAR Fed Fund	441000--Fed Grant Revenue	75,719.76
62000	8045	00730	ISL NEA Fund	441000--Fed Grant Revenue	78,085.62
62020	8045	00730	ISL IMLS Fund	441000--Fed Grant Revenue	3,240,788.97
62545	8045	00615	DOC IMLS Fed Fund	441000--Fed Grant Revenue	1,431.94
62545	8045	00616	NCJCF NEA IMLS Fund	441000--Fed Grant Revenue	715.95
62545	8045	00635	CIF IMLS Fund	441000--Fed Grant Revenue	112.37
62800	8045	00705	IAC NEA Fund	441000--Fed Grant Revenue	254,465.00
Total of Fund					3,651,319.61
61000	8064	00160	Vet Affairs DVA Fund	441000--Fed Grant Revenue	714,567.65
63371	8064	00570	US Vets Affairs Grant FAI 18-0	400400--Prior Period Adjustment	3,750,600.00
Total of Fund					4,465,167.65
60081	8066	00036	ISDA EPA Fund	441000--Fed Grant Revenue	119,621.00
61660	8066	00300	DNR EPA Fund	441000--Fed Grant Revenue	473,764.73
61950	8066	00400	ISDH EPA Fund	441000--Fed Grant Revenue	451,004.26
62230	8066	00495	IDEM EPA Fund	441000--Fed Grant Revenue	23,086,741.00
62230	8066	00495	IDEM EPA Fund	443500--Grant Revenue from Quasi-Agency	1,245,694.69
62230	8066	00495	IDEM EPA Fund	445000--Fed Indirect Cost Revenue	(120,106.76)
Total of Fund					25,256,718.92
60210	8081	00038	Lt Gov DOEn Fund	400400--Prior Period Adjustment	(3,125.00)
60210	8081	00038	Lt Gov DOEn Fund	429650--CD Interest Income	1,061.67
60210	8081	00038	Lt Gov DOEn Fund	441000--Fed Grant Revenue	99,634.39
60210	8081	00038	Lt Gov DOEn Fund	740117--ST MATCH - TR IN	(51,758.40)
Total of Fund					45,812.66
60080	8084	00036	ISDA DOEd Fund	441000--Fed Grant Revenue	267,782.84
60410	8084	00044	IPAS DOEd Fund	400400--Prior Period Adjustment	(32,883.00)
60410	8084	00044	IPAS DOEd Fund	441000--Fed Grant Revenue	597,750.00
60410	8084	00044	IPAS DOEd Fund	452130--Recovery Refunds	197.41
60410	8084	00044	IPAS DOEd Fund	642110--Cellular Phone Service	(2.55)
61821	8084	00385	DHS ED Fund	441000--Fed Grant Revenue	307.99
62110	8084	00497	FSSA DOEd Fund	441000--Fed Grant Revenue	58,287,742.98
62110	8084	00497	FSSA DOEd Fund	441020--Program Income	5,113,029.74
62110	8084	00497	FSSA DOEd Fund	444000--Private Grant Revenue	2,910.44
62420	8084	00510	DWD DOEd Fund	441000--Fed Grant Revenue	16,116,941.29
62460	8084	00560	ISD DOEd Fund	441000--Fed Grant Revenue	345,009.00
62500	8084	00615	DOC DOEd Fund	441000--Fed Grant Revenue	920,471.50
62620	8084	00700	DOE DOEd Fund	441000--Fed Grant Revenue	660,121,710.44
62620	8084	00700	DOE DOEd Fund	443000--Local Grant Revenue	13,659.81
62620	8084	00700	DOE DOEd Fund	447000--Return of Prior Year Funds	9,873.69
62621	8084	00720	OFBCI DOE Fund	441000--Fed Grant Revenue	150,000.00
62900	8084	00715	SSACI DOEd Fund	452130--Recovery Refunds	3,000.00

Auditor of State
Schedule of Revenue
July 1, 2013 through June 30, 2014

PS Fund	CAFR Fund	BU	PS Fund Description	Source of Revenue	Revenue
63000	8084	00719	CHE DOEd Fund	441000--Fed Grant Revenue	2,553,874.72
63350	8084	00550	ISB DOE FUND	441000--Fed Grant Revenue	124,032.75
Total of Fund					744,595,409.05
60020	8093	00022	Supreme Ct DHHS Fund	441000--Fed Grant Revenue	632,425.41
60117	8093	00032	ICJI DHHS Fund	441000--Fed Grant Revenue	1,980,259.13
60140	8093	00035	GCDD DHHS Fund	441000--Fed Grant Revenue	1,430,064.29
60140	8093	00035	GCDD DHHS Fund	444100--Rebates	8,880.31
60310	8093	00063	IEC DHHS Fund	441000--Fed Grant Revenue	268,720.21
60420	8093	00044	IPAS DHHS Fund	400400--Prior Period Adjustment	32,883.00
60420	8093	00044	IPAS DHHS Fund	441000--Fed Grant Revenue	1,690,857.00
60420	8093	00044	IPAS DHHS Fund	452130--Recovery Refunds	6,241.17
60420	8093	00044	IPAS DHHS Fund	642110--Cellular Phone Service	2.96
60420	8093	00044	IPAS DHHS Fund	649410--Postage RevenuePostage Revenue	(12.27)
60500	8093	00046	AG DHHS Fund	441000--Fed Grant Revenue	3,602,744.97
61200	8093	00210	DOI DHHS Fund	441000--Fed Grant Revenue	2,131,255.79
61200	8093	00210	DOI DHHS Fund	649370--Shredding Services	395.50
61390	8093	00250	PLA DHHS Fund	441000--Fed Grant Revenue	81,184.35
61405	8093	00230	ATC DHHS Fund	441000--Fed Grant Revenue	181,995.69
61910	8093	00400	ISDH DHHS Fund	423180--Vital Records Fees	316.67
61910	8093	00400	ISDH DHHS Fund	423185--Vital Record Special Studies	176,653.17
61910	8093	00400	ISDH DHHS Fund	441000--Fed Grant Revenue	91,520,012.98
62130	8093	00405	FSSA DHHS Fund	441000--Fed Grant Revenue	676,913.57
62130	8093	00410	FSSA DHHS Fund	423080--Health Facility Fee	15,000.00
62130	8093	00410	FSSA DHHS Fund	441000--Fed Grant Revenue	52,679,551.46
62130	8093	00497	FSSA DHHS Fund	441000--Fed Grant Revenue	5,074,321.58
62130	8093	00498	FSSA DHHS Fund	441000--Fed Grant Revenue	40,501,328.41
62130	8093	00500	FSSA DHHS Fund	441000--Fed Grant Revenue	243,709,045.36
62130	8093	00500	FSSA DHHS Fund	445000--Fed Indirect Cost Revenue	23,700.08
62130	8093	00503	FSSA DHHS Fund	400400--Prior Period Adjustment	(41,898,234.45)
62130	8093	00503	FSSA DHHS Fund	441000--Fed Grant Revenue	370,473,674.94
62300	8093	00502	DCS DHHS Fund	424200--Child Support Bureau Annual Fe	304,874.25
62300	8093	00502	DCS DHHS Fund	441000--Fed Grant Revenue	245,585,951.33
62300	8093	00502	DCS DHHS Fund	441020--Program Income	6,325,626.71
62300	8093	00502	DCS DHHS Fund	441025--IVA Collections	10,505,212.56
62300	8093	00502	DCS DHHS Fund	445000--Fed Indirect Cost Revenue	40,362,748.75
62300	8093	00502	DCS DHHS Fund	447000--Return of Prior Year Funds	15,574.86
62540	8093	00615	DOC DHHS Fund	441000--Fed Grant Revenue	1,846,803.73
62630	8093	00700	DOE DHHS Fund	441000--Fed Grant Revenue	1,548,581.29
63110	8093	00720	OFBCI DHHS Fund	441000--Fed Grant Revenue	4,092,183.80
63370	8093	00570	IVH DHHS Fund	422060--Ind Supp Fed Medicare A	194,234.98
63370	8093	00570	IVH DHHS Fund	422061--Ind Supp Fed Medicare B	25,926.64
Total of Fund					1,085,807,900.18
61605	8094	00300	DNR CNCS Fund	441000--Fed Grant Revenue	40,443.51
61605	8094	00300	DNR CNCS Fund	740117--ST MATCH - TR IN	(24,451.75)
63012	8094	00719	CHE CNCS Fund	441000--Fed Grant Revenue	116,111.60
63120	8094	00720	OFBCI CNCS Fund	420360--Copies and Report Fees	2,400.00
63120	8094	00720	OFBCI CNCS Fund	423262--Sponsorship Revenue	300.00
63120	8094	00720	OFBCI CNCS Fund	441000--Fed Grant Revenue	3,553,959.84
63120	8094	00720	OFBCI CNCS Fund	740117--ST MATCH - TR IN	(34,848.44)
Total of Fund					3,653,914.76
60400	8096	00044	IPAS DSSA Fund	441000--Fed Grant Revenue	71,742.00
60400	8096	00044	IPAS DSSA Fund	452130--Recovery Refunds	1.90
60400	8096	00044	IPAS DSSA Fund	642110--Cellular Phone Service	(0.41)
62170	8096	00497	FSSA SSA Fund	441000--Fed Grant Revenue	47,885,027.73
Total of Fund					47,956,771.22
60820	8097	00100	ISP DHS Fund	441000--Fed Grant Revenue	1,414,247.43
60910	8097	00110	Adj Gen DHS Fund	441000--Fed Grant Revenue	32,365.87
61325	8097	00235	BMV DHS Fund	441000--Fed Grant Revenue	1,328,752.93
61540	8097	00286	IPSC DHS Fund	441000--Fed Grant Revenue	366,072.87
61630	8097	00300	DNR DHS Fund	441000--Fed Grant Revenue	2,402,891.78
61701	8097	00351	BOAH DHS Fund	441000--Fed Grant Revenue	8,534.48
61800	8097	00385	DHS DHS Fund	423262--Sponsorship Revenue	5,000.00
61800	8097	00385	DHS DHS Fund	441000--Fed Grant Revenue	19,285,145.70
61940	8097	00400	ISDH DHS Fund	441000--Fed Grant Revenue	31,372.58
62140	8097	00410	FSSA DHS Fund	441000--Fed Grant Revenue	20,000.00
62240	8097	00495	IDEM DHS Fund	441000--Fed Grant Revenue	214,325.00
62515	8097	00615	DOC DHS Fund	441000--Fed Grant Revenue	1,807.98
63240	8097	00800	INDOT DHS Fund	441000--Fed Grant Revenue	4,000.00

Auditor of State
Schedule of Revenue
July 1, 2013 through June 30, 2014

PS Fund	CAFR Fund	BU	PS Fund Description	Source of Revenue	Revenue
63380	8097	00103	LETB DHS Fund	441000--Fed Grant Revenue	103,728.00
			Total of Fund		25,218,244.62
73010	9100	00057	COUNTY OPTION INCOME TAX	418200--County Option Income Tax	805,742,916.22
73010	9100	00057	COUNTY OPTION INCOME TAX	418210--COIT PSCDA	2,539,940.00
73010	9100	00057	COUNTY OPTION INCOME TAX	418220--COIT CTP	905,588.00
73010	9100	00057	COUNTY OPTION INCOME TAX	418230--COIT CRED	421,705.00
73022	9100	00057	COUNTY ADJ INCOME TAX	418100--County Adj Gross Income Tax	619,385,628.27
73022	9100	00057	COUNTY ADJ INCOME TAX	418120--CAGIT CTP	1,705,287.00
73030	9100	00057	COUNTY ECON DEVEL INCOME TAX	418300--County Ec Dev Income Tax	304,800,283.30
73030	9100	00057	COUNTY ECON DEVEL INCOME TAX	418310--CEDIT PSCDA	172,971.00
73030	9100	00057	COUNTY ECON DEVEL INCOME TAX	418320--CEDIT CTP	625,237.00
73030	9100	00057	COUNTY ECON DEVEL INCOME TAX	418330--CEDIT CRED	60,531.00
73041	9100	00057	CY2013 LOIT RESERVE NOT DISTRB	418050--Local Option Income Tax	115,350,833.50
73042	9100	00057	CY2014 LOIT RESERVE NOT DISTRB	418050--Local Option Income Tax	85,447,537.07
			Total of Fund		1,937,158,457.36
12090	9107	00260	ADMINISTRATION	421104--LEGAL COPIES	8.40
12090	9107	00260	ADMINISTRATION	447000--Return of Prior Year Funds	0.20
12090	9107	00260	ADMINISTRATION	464310--F&W - Honorariums Revenue	766.67
17010	9107	00260	ORANGE CO REGIONAL ECON DEVELO	740800--RvrbtAdmTax	801,255.45
17010	9107	00260	ORANGE CO REGIONAL ECON DEVELO	740828--Riverboat Wagering Tax	66,464.01
17470	9107	00260	INDUSTRIAL DEVELOPMENT FUND	420910--Interest on Industrial Loans	4,615.00
32010	9107	00260	ENTERPRISE ZONE	452120--State Service Fee	175,531.70
42810	9107	00260	ENTERPRISE DEVELOPMENT FUND	429608--General Loan Interest Inc	343.74
42910	9107	00260	ISBD SMALL BUSINESS	400400--Prior Period Adjustment	(628.44)
42910	9107	00260	ISBD SMALL BUSINESS	429608--General Loan Interest Inc	165.95
43010	9107	00260	IN 21ST CENTURY RESEARCH & TEC	421114--REGULAR COST RECOVERY	11,362.32
43010	9107	00260	IN 21ST CENTURY RESEARCH & TEC	429690--Investment Income	14,357.05
43010	9107	00260	IN 21ST CENTURY RESEARCH & TEC	447000--Return of Prior Year Funds	500,000.00
45770	9107	00260	TRAINING 2000	429660--Government Interest Income	22,452.79
45770	9107	00260	TRAINING 2000	429665--Sec Lending Interest income	18.64
45770	9107	00260	TRAINING 2000	447000--Return of Prior Year Funds	85,144.62
48140	9107	00260	INDIANA STRATEGIC DEVELOPMENT	452130--Recovery Refunds	13,702.76
48342	9107	00260	BUSINESS DEVELOPMENT LOAN PROG	429601--Interest on Loans	18,702.06
48346	9107	00260	PROJECT GUARANTY PROGRAM	429650--CD Interest Income	3,791.67
48346	9107	00260	PROJECT GUARANTY PROGRAM	429660--Government Interest Income	1,267.22
52210	9107	00260	INDUSTRIAL DEVE GRANT FUND	400400--Prior Period Adjustment	(98,060.42)
61500	9107	00260	IEDC DOC Fund	441000--Fed Grant Revenue	167,822.00
61510	9107	00260	IEDC SBA Fund	441000--Fed Grant Revenue	2,549,974.19
			Total of Fund		4,339,057.58
73838	9109	00070	ANTHEM TRAD HLTH II	474006--Health Insurance Withholdings	581,379.87
73842	9109	00070	DELTA DENTAL TRAD I	474006--Health Insurance Withholdings	1,002,685.60
73850	9109	00070	VISION INSURANCE	474006--Health Insurance Withholdings	128,036.38
73851	9109	00070	ANTHEM TRAD HDHP	474006--Health Insurance Withholdings	16,668,055.98
73852	9109	00070	HDHP-2	474006--Health Insurance Withholdings	1,816,506.80
			Total of Fund		20,196,664.63
47921	9112	08385	IN Homeland Security Foundatio	425389--Safety First Trust Fees	179,500.00
			Total of Fund		179,500.00
40430	9113	00502	KIDS FIRST TRUST	425364--SPF - IKFT	460,800.00
40430	9113	00502	KIDS FIRST TRUST	429660--Government Interest Income	1,924.64
40430	9113	00502	KIDS FIRST TRUST	740290--RecurStatXfr Fam Violence Vict	301,999.98
44422	9113	00502	FAMILY AND CHILDREN REIMBURSMN	447000--Return of Prior Year Funds	1,221.87
44422	9113	00502	FAMILY AND CHILDREN REIMBURSMN	464180--LOCAL PROJECTS	6,677,069.62
44422	9113	00502	FAMILY AND CHILDREN REIMBURSMN	464185--Local Subsidy ü Amtrak	53.67
44422	9113	00502	FAMILY AND CHILDREN REIMBURSMN	464190--MAINTENANCE SERVICES	13.90
			Total of Fund		7,443,083.68
45720	9115	00090	MARION CO SUPP AUTO EXCISE TAX	418840--County Sup AutoRent ExciseTax	6,486,229.81
			Total of Fund		6,486,229.81
44010	9116	00050	TIMBER LANDS REVENUE	441300--Fed Timber Receipt - County	119,643.00
47810	9116	00050	U S FORREST RESERVE	441400--Nat Forest Receipt - County	258,324.24
48600	9116	00057	COLTS LICENSE PLATE FUND	425354--SPF - Colts	710,720.00
			Total of Fund		1,088,687.24

Auditor of State
 Schedule of Revenue
 July 1, 2013 through June 30, 2014

PS Fund	CAFR Fund	BU	PS Fund Description	Source of Revenue	Revenue
98878	9878	00878	State Fair Investments	429650--CD Interest Income	<u>3,778.52</u>
			Total of Fund		<u>3,778.52</u>
			Total of Revenue		<u>\$ 33,227,792,161.10</u>



AUDITOR OF STATE
AGENCY APPROPRIATION AND ALLOTMENT TRIAL BALANCE REPORT
 July 1, 2013 through June 30, 2014 (Budget Year 2014; Run Date 7/13/14)

BU	PS FUND	PS Fund Name	CAFR Fund	PT	CTRL	APPROPRIATIONS	APPR BALANCE	ALLOTMENTS	PRE-ENCUMBRANCE	ENCUMBRANCES	EXPENDITURES	ALLOT BALANCE
						\$	\$	\$	\$	\$	\$	\$
00003	10010	HOUSE PAYROLL (LEGISLATORS)	1000	0	3	6,146,500.00	286,377.52	-	-	-	-	-
00003	10010	HOUSE PAYROLL (LEGISLATORS)	1000	1	3	-	-	5,861,122.48	-	-	5,861,122.48	-
00003	10030	HOUSE OF REPRESENTATIVES	1000	0	3	6,146,500.00	286,377.52	5,861,122.48	-	-	5,861,122.48	-
00003	10030	HOUSE OF REPRESENTATIVES	1000	1	3	11,594,570.00	1,353,280.92	-	-	-	-	-
00003	10030	HOUSE OF REPRESENTATIVES	1000	2	3	-	-	6,456,855.61	-	-	6,456,855.61	-
00003	10030	HOUSE OF REPRESENTATIVES	1000	3	3	-	-	8,363.35	-	-	8,363.35	-
00003	10030	HOUSE OF REPRESENTATIVES	1000	4	3	-	-	76,797.47	-	-	76,797.47	-
00003	10030	HOUSE OF REPRESENTATIVES	1000	5	3	-	-	182,599.97	-	-	182,599.97	-
00003	10030	HOUSE OF REPRESENTATIVES	1000	9	3	-	-	1,012.90	-	-	1,012.90	-
00003	10030	HOUSE OF REPRESENTATIVES	1000	3	3	11,594,570.00	1,353,280.92	10,241,289.08	-	-	10,241,289.08	-
00003	10060	HOUSE EXPENSE (LEGISLATORS)	1000	0	3	2,557,381.00	0.62	-	-	-	-	-
00003	10060	HOUSE EXPENSE (LEGISLATORS)	1000	1	3	-	-	2,337,220.86	-	-	2,337,220.86	-
00003	10060	HOUSE EXPENSE (LEGISLATORS)	1000	9	3	-	-	220,759.52	-	-	220,759.52	-
00003	10060	HOUSE EXPENSE (LEGISLATORS)	1000	3	3	2,557,381.00	0.62	2,557,380.36	-	-	2,557,380.36	-
00003	10060	HOUSE EXPENSE (LEGISLATORS)	1000	7	3	791,154.54	391,531.78	359,622.79	-	-	359,622.79	-
00003	10060	HOUSE EXPENSE (LEGISLATORS)	1000	0	7	791,154.54	391,531.78	359,622.79	-	-	359,622.79	-
00003	19010	House GF Constr Fund	6000	0	5	50.00	50.00	-	-	-	-	-
00003	19010	House GF Constr Fund	6000	5	3	-	-	50.00	-	-	50.00	-
00003	19010	House GF Constr Fund	6000	0	5	50.00	50.00	-	-	-	-	-
00004	10040	SENATE	1000	0	3	10,064,951.00	2,046,075.28	-	-	-	-	-
00004	10040	SENATE	1000	1	3	-	-	6,209,114.85	-	-	6,209,114.85	-
00004	10040	SENATE	1000	2	3	-	-	15,888.54	-	-	15,888.54	-
00004	10040	SENATE	1000	3	3	-	-	121,697.00	-	-	121,697.00	-
00004	10040	SENATE	1000	4	3	-	-	202,172.73	-	-	202,172.73	-
00004	10040	SENATE	1000	5	3	-	-	4,067.92	-	-	4,067.92	-
00004	10040	SENATE	1000	8	3	-	-	2,367.20	-	-	2,367.20	-
00004	10040	SENATE	1000	9	3	-	-	1,463,667.48	-	-	1,463,667.48	-
00004	10040	SENATE	1000	3	3	10,064,951.00	2,046,075.28	8,018,875.72	-	-	8,018,875.72	-
00004	10060	SENATE PAYROLL (LEGISLATORS)	1000	0	3	2,265,559.00	0.33	-	-	-	-	-
00004	10060	SENATE PAYROLL (LEGISLATORS)	1000	1	3	-	-	2,265,488.68	-	-	2,265,488.68	-
00004	10060	SENATE PAYROLL (LEGISLATORS)	1000	4	3	-	-	69.99	-	-	69.99	-
00004	10060	SENATE PAYROLL (LEGISLATORS)	1000	3	3	2,265,559.00	0.33	2,265,558.67	-	-	2,265,558.67	-
00004	10070	SENATE EXPENSE (LEGISLATORS)	1000	0	3	1,214,407.00	0.56	-	-	-	-	-
00004	10070	SENATE EXPENSE (LEGISLATORS)	1000	1	3	-	-	1,214,406.42	-	-	1,214,406.42	-
00004	10070	SENATE EXPENSE (LEGISLATORS)	1000	3	3	1,214,407.00	0.56	1,214,406.42	-	-	1,214,406.42	-
00004	10070	SENATE EXPENSE (LEGISLATORS)	1000	7	3	488,821.49	459,404.12	29,417.37	-	-	29,417.37	-
00004	10070	SENATE EXPENSE (LEGISLATORS)	1000	0	7	488,821.49	459,404.12	29,417.37	-	-	29,417.37	-
00004	19015	Senate GF Constr Fund	1000	0	7	285,300.00	2,504.91	-	-	-	-	-
00004	19015	Senate GF Constr Fund	1000	7	3	-	-	2,504.91	-	-	2,504.91	-
00015	10140	INDIANA LOBBY REGISTRATION	1000	0	3	285,300.00	-	-	-	-	-	-
00015	10140	INDIANA LOBBY REGISTRATION	1000	1	3	-	-	226,270.50	-	-	226,270.50	-
00015	10140	INDIANA LOBBY REGISTRATION	1000	2	3	-	-	1,733.33	-	-	1,733.33	-
00015	10140	INDIANA LOBBY REGISTRATION	1000	3	3	-	-	1,675.00	-	-	1,675.00	-
00015	10140	INDIANA LOBBY REGISTRATION	1000	4	3	-	-	2,306.98	-	-	2,306.98	-
00015	10140	INDIANA LOBBY REGISTRATION	1000	9	3	-	-	50,809.28	-	-	50,809.28	-
00015	10140	INDIANA LOBBY REGISTRATION	1000	3	3	285,300.00	2,504.91	282,795.09	-	-	282,795.09	-
00017	10110	NATL CONF OF STATE LEGISLATORS	1000	2	3	209,737.00	-	-	-	-	-	-
00017	10110	NATL CONF OF STATE LEGISLATORS	1000	9	3	-	-	167,863.00	-	-	167,863.00	-
00017	10110	NATL CONF OF STATE LEGISLATORS	1000	3	3	209,737.00	-	167,863.00	-	-	167,863.00	-
00017	10150	COUNCIL OF STATE GOVMTS DUES	1000	2	3	209,737.00	-	-	-	-	-	-
00017	10150	COUNCIL OF STATE GOVMTS DUES	1000	9	3	-	-	209,737.00	-	-	209,737.00	-
00017	10150	COUNCIL OF STATE GOVMTS DUES	1000	3	3	209,737.00	-	209,737.00	-	-	209,737.00	-
00017	10150	COUNCIL OF STATE GOVMTS DUES	1000	3	3	167,863.00	-	-	-	-	-	-
00017	10150	COUNCIL OF STATE GOVMTS DUES	1000	9	3	-	-	167,863.00	-	-	167,863.00	-
00017	10160	LEGISLATIVE COUNCIL	1000	0	3	15,855,439.00	606,653.96	-	-	-	-	-
00017	10160	LEGISLATIVE COUNCIL	1000	1	3	-	-	10,015,861.10	-	-	10,015,861.10	-
00017	10160	LEGISLATIVE COUNCIL	1000	2	3	-	-	87,296.50	-	-	87,296.50	-
00017	10160	LEGISLATIVE COUNCIL	1000	3	3	-	-	2,583,867.99	-	-	2,583,867.99	-
00017	10160	LEGISLATIVE COUNCIL	1000	4	3	-	-	349,691.45	-	-	349,691.45	-
00017	10160	LEGISLATIVE COUNCIL	1000	5	3	-	-	2,041,882.38	-	-	2,041,882.38	-
00017	10160	LEGISLATIVE COUNCIL	1000	9	3	-	-	1,333.99	-	-	1,333.99	-
00017	10160	LEGISLATIVE COUNCIL	1000	3	3	15,855,439.00	606,653.96	15,248,785.04	-	-	15,248,785.04	-
00017	11510	NAT CNCL OF INS LEGIS ANNL DUE	1000	2	3	10,000.00	-	-	-	-	-	-
00017	11510	NAT CNCL OF INS LEGIS ANNL DUE	1000	9	3	-	-	10,000.00	-	-	10,000.00	-
00017	11510	NAT CNCL OF INS LEGIS ANNL DUE	1000	3	3	10,000.00	-	10,000.00	-	-	10,000.00	-
00017	15270	LEGISLATOR LAYMEMBER TRAVEL	1000	0	3	775,000.00	300,415.87	-	-	-	-	-
00017	15270	LEGISLATOR LAYMEMBER TRAVEL	1000	1	3	-	-	249,526.27	-	-	249,526.27	-
00017	15270	LEGISLATOR LAYMEMBER TRAVEL	1000	3	3	-	-	5,827.00	-	-	5,827.00	-
00017	15270	LEGISLATOR LAYMEMBER TRAVEL	1000	9	3	-	-	219,530.86	-	-	219,530.86	-
00017	15270	LEGISLATOR LAYMEMBER TRAVEL	1000	3	3	775,000.00	300,415.87	474,584.13	-	-	474,584.13	-
00017	15270	LEGISLATOR LAYMEMBER TRAVEL	1000	4	3	113,062.00	103,317.90	103,317.90	-	-	103,317.90	-
00017	15270	LEGISLATOR LAYMEMBER TRAVEL	1000	4	3	-	-	7,186.72	-	-	7,186.72	-
00017	15270	LEGISLATOR LAYMEMBER TRAVEL	1000	9	3	-	-	9,744.16	-	-	9,744.16	-
00017	18210	Legislative Council Coningn	1000	0	6	113,062.00	103,317.90	103,317.90	-	-	103,317.90	-
00017	18210	Legislative Council Coningn	1000	4	3	-	-	18,532.42	-	-	18,532.42	-
00017	18210	Legislative Council Coningn	1000	9	3	-	-	8,161.50	-	-	8,161.50	-
00017	18210	Legislative Council Coningn	1000	3	3	26,793.92	18,532.42	8,161.50	-	-	8,161.50	-
00017	18210	Legislative Council Coningn	1000	9	3	74,276.00	18,532.42	8,161.50	-	-	8,161.50	-
00017	45030	LSA CONTINUING EDUCATION	6000	0	6	113,062.00	103,317.90	103,317.90	-	-	103,317.90	-
00017	45030	LSA CONTINUING EDUCATION	6000	6	3	26,793.92	18,532.42	8,161.50	-	-	8,161.50	-
00017	45030	LSA CONTINUING EDUCATION	6000	3	3	74,276.00	18,532.42	8,161.50	-	-	8,161.50	-
00019	10180	UNIFORM STATE LAWS COMM	1000	0	3	-	-	11,751.43	-	-	11,751.43	-
00019	10180	UNIFORM STATE LAWS COMM	1000	3	3	-	-	62,524.57	-	-	62,524.57	-
00019	10180	UNIFORM STATE LAWS COMM	1000	9	3	-	-	74,276.00	-	-	74,276.00	-
00019	10180	UNIFORM STATE LAWS COMM	1000	3	3	74,276.00	14,106.06	74,276.00	-	-	74,276.00	-
00022	10210	SUPREME COURT	1000	1	3	8,222,187.73	-	8,208,081.67	-	-	8,208,081.67	-
00022	10210	SUPREME COURT	1000	2	3	2,575,474.56	-	71,272.23	-	-	71,272.23	-

AUDITOR OF STATE
AGENCY APPROPRIATION AND ALLOTMENT TRIAL BALANCE REPORT
 July 1, 2013 through June 30, 2014 (Budget Year 2014; Run Date 7/13/14)

BU	PS FUND	PS Fund Name	CAFR Fund	PT	CTRL	APPROPRIATIONS	APPR BALANCE	ALLOTMENTS	PRE-ENCUMBRANCE	ENCUMBRANCES	EXPENDITURES	ALLOT BALANCE
00022	10210	SUPREME COURT	1000	3	3	-	-	572,892.29	-	-	572,892.29	-
00022	10210	SUPREME COURT	1000	4	3	-	-	438,377.93	-	-	438,377.93	-
00022	10210	SUPREME COURT	1000	5	3	-	-	33,982.77	-	-	33,982.77	-
00022	10210	SUPREME COURT	1000	9	3	-	-	1,458,949.34	-	-	1,458,949.34	-
00022	10210	Total	1000			-	14,106.06	10,783,556.23	-	-	10,783,556.23	-
00022	10250	JUDGES COUNTY COURTS	1000	3	3	61,050,637.63	-	61,050,637.63	-	5,591.95	61,045,045.68	-
00022	10250	JUDGES COUNTY COURTS	1000	2	3	45,507.55	-	44,927.29	-	-	44,927.29	-
00022	10250	JUDGES COUNTY COURTS	1000	1	3	-	-	590.26	-	-	590.26	-
00022	10250	JUDGES COUNTY COURTS	1000	9	3	61,096,145.18	-	61,096,145.18	-	5,591.95	61,090,553.23	-
00022	10250	JUDGES COUNTY COURTS	1000	3	3	24,069,201.43	-	24,069,201.43	-	-	24,069,201.43	-
00022	10250	JUDGES COUNTY COURTS	1000	3	3	24,069,201.43	-	24,069,201.43	-	-	24,069,201.43	-
00022	10260	COUNTY PROSECUTORS SALARIES	1000	1	3	-	23,233.11	-	-	-	-	-
00022	10260	COUNTY PROSECUTORS SALARIES	1000	0	3	149,000.00	-	3,660.52	-	-	3,660.52	-
00022	10260	COUNTY PROSECUTORS SALARIES	1000	3	3	-	-	122,106.37	-	-	122,106.37	-
00022	10260	COUNTY PROSECUTORS SALARIES	1000	9	3	-	-	125,766.89	-	-	125,766.89	-
00022	10340	SPECIAL JUDGES-COUNTY COURTS	1000	3	3	149,000.00	23,233.11	125,766.89	-	-	-	-
00022	10340	SPECIAL JUDGES-COUNTY COURTS	1000	9	3	721,423.00	118,979.05	93,562.75	-	-	93,562.75	-
00022	10340	SPECIAL JUDGES-COUNTY COURTS	1000	0	3	-	-	1,636.00	-	-	1,636.00	-
00022	10340	SPECIAL JUDGES-COUNTY COURTS	1000	1	3	-	-	1,636.00	-	-	1,636.00	-
00022	10340	SPECIAL JUDGES-COUNTY COURTS	1000	3	3	-	-	500,028.00	-	200.00	499,828.00	-
00022	10340	SPECIAL JUDGES-COUNTY COURTS	1000	4	3	-	-	5,188.05	-	-	5,188.05	-
00022	10340	SPECIAL JUDGES-COUNTY COURTS	1000	7	3	-	-	76.70	-	-	76.70	-
00022	10340	SPECIAL JUDGES-COUNTY COURTS	1000	9	3	-	-	602,443.95	-	276.70	602,167.25	-
00022	10350	COMM ON RACE & GENDER FAIRNESS	1000	0	3	380,996.00	60.11	-	-	-	-	-
00022	10350	COMM ON RACE & GENDER FAIRNESS	1000	1	3	-	-	105,803.77	-	-	105,803.77	-
00022	10350	COMM ON RACE & GENDER FAIRNESS	1000	3	3	-	-	29,847.00	-	-	29,847.00	-
00022	10350	COMM ON RACE & GENDER FAIRNESS	1000	4	3	-	-	5,067.19	-	-	5,067.19	-
00022	10350	COMM ON RACE & GENDER FAIRNESS	1000	7	3	-	-	235,500.00	-	-	235,500.00	-
00022	10350	COMM ON RACE & GENDER FAIRNESS	1000	9	3	-	-	4,717.93	-	-	4,717.93	-
00022	11350	COMM ON RACE & GENDER FAIRNESS	1000	0	3	380,996.00	60.11	-	-	-	380,935.89	-
00022	11350	COMM ON RACE & GENDER FAIRNESS	1000	1	3	500,000.00	1,430.01	-	-	-	-	-
00022	11350	COMM ON RACE & GENDER FAIRNESS	1000	3	3	-	-	43,869.50	-	-	43,869.50	-
00022	11350	COMM ON RACE & GENDER FAIRNESS	1000	4	3	-	-	1,837.36	-	-	1,837.36	-
00022	11350	COMM ON RACE & GENDER FAIRNESS	1000	7	3	-	-	442,748.55	-	-	442,748.55	-
00022	11350	COMM ON RACE & GENDER FAIRNESS	1000	9	3	-	-	10,114.58	-	-	10,114.58	-
00022	13058	Adult Guardianship	1000	0	3	500,000.00	1,430.01	-	-	-	488,569.99	-
00022	13058	Adult Guardianship	1000	1	3	778,750.00	980.62	-	-	-	-	-
00022	13058	Adult Guardianship	1000	2	3	-	-	374.77	-	-	374.77	-
00022	13058	Adult Guardianship	1000	3	3	-	-	89,126.91	-	-	89,126.91	-
00022	13058	Adult Guardianship	1000	4	3	-	-	1,558.16	-	-	1,558.16	-
00022	13058	Adult Guardianship	1000	7	3	-	-	685,501.21	-	-	685,501.21	-
00022	13058	Adult Guardianship	1000	9	3	-	-	1,208.33	-	-	1,208.33	-
00022	14800	IN CONF FOR LEGAL ED OPPORTY	1000	0	3	778,750.00	980.62	-	-	-	777,769.38	-
00022	14800	IN CONF FOR LEGAL ED OPPORTY	1000	1	3	1,500,000.00	-	-	-	-	-	-
00022	14800	IN CONF FOR LEGAL ED OPPORTY	1000	6	3	-	-	1,500,000.00	-	-	1,500,000.00	-
00022	14800	IN CONF FOR LEGAL ED OPPORTY	1000	9	3	-	-	1,500,000.00	-	-	1,500,000.00	-
00022	17040	JUDICIAL BRANCH INS ADJUST ACC	1000	0	5	2,554,343.04	61,671.52	-	-	-	2,492,671.52	-
00022	17040	JUDICIAL BRANCH INS ADJUST ACC	1000	1	5	-	-	2,492,671.52	-	-	2,492,671.52	-
00022	17040	JUDICIAL BRANCH INS ADJUST ACC	1000	5	5	2,554,343.04	61,671.52	-	-	-	2,492,671.52	-
00022	17040	JUDICIAL BRANCH INS ADJUST ACC	1000	9	5	-	-	488,975.18	-	-	488,975.18	-
00022	17150	GUARDIAN AD LITEM	1000	0	5	3,532,468.29	-	-	-	-	-	-
00022	17150	GUARDIAN AD LITEM	1000	1	5	-	-	78,673.43	-	-	78,673.43	-
00022	17150	GUARDIAN AD LITEM	1000	3	5	-	-	111,068.11	-	66,935.72	44,132.39	-
00022	17150	GUARDIAN AD LITEM	1000	4	5	-	-	13,862.70	-	4,857.05	9,005.65	-
00022	17150	GUARDIAN AD LITEM	1000	7	5	-	-	2,827,996.00	-	-	2,827,996.00	-
00022	17150	GUARDIAN AD LITEM	1000	9	5	-	-	11,882.87	-	595.32	11,287.55	-
00022	17150	GUARDIAN AD LITEM	1000	9	5	-	-	3,043,483.11	-	72,378.09	2,971,105.02	-
00022	19020	Supreme Ct GF Const Fund	1000	0	7	3,532,468.29	488,975.18	-	-	-	-	-
00022	19020	Supreme Ct GF Const Fund	1000	0	7	112,901.51	112,901.51	-	-	-	-	-
00022	19020	Supreme Ct GF Const Fund	1000	3	7	23,142,168.79	4,172,514.04	-	-	-	17,455,863.68	-
00022	33510	PUBLIC DEFENDER COMMISSION	2380	0	3	-	-	1,513,484.20	-	-	1,513,484.20	-
00022	33510	PUBLIC DEFENDER COMMISSION	2380	6	3	-	-	307.87	-	-	307.87	-
00022	33510	PUBLIC DEFENDER COMMISSION	2380	9	3	-	-	92.87	-	-	92.87	-
00022	33510	PUBLIC DEFENDER COMMISSION	2380	9	3	-	-	18,969,657.75	-	1,513,577.07	17,456,080.68	-
00022	33510	PUBLIC DEFENDER COMMISSION	2380	9	3	-	-	(45,443.22)	-	-	(45,443.22)	-
00022	44700	DISCIPLINARY COMMISSION	6000	0	6	178,815.46	224,258.68	-	-	-	-	-
00022	44700	DISCIPLINARY COMMISSION	6000	0	6	-	-	(45,443.22)	-	-	(45,443.22)	-
00022	44700	DISCIPLINARY COMMISSION	6000	0	6	24,611.21	24,611.21	-	-	-	-	-
00022	44700	DISCIPLINARY COMMISSION	6000	0	6	26,950.47	26,950.47	-	-	-	-	-
00022	44700	DISCIPLINARY COMMISSION	6000	0	6	41,958.88	41,958.88	-	-	-	-	-
00022	44700	DISCIPLINARY COMMISSION	6000	0	6	38,783.33	38,783.33	-	-	-	-	-
00022	44700	DISCIPLINARY COMMISSION	6000	0	6	233,336.79	233,336.79	-	-	-	-	-
00022	44700	DISCIPLINARY COMMISSION	6000	0	6	187,631.32	187,631.32	-	-	-	-	-
00022	44700	DISCIPLINARY COMMISSION	6000	0	6	365,002.64	365,002.64	-	-	-	-	-
00022	44700	DISCIPLINARY COMMISSION	6000	0	6	314,769.26	314,769.26	-	-	-	-	-
00022	44700	DISCIPLINARY COMMISSION	6000	0	6	11,500.95	11,500.95	-	-	-	-	-
00022	44700	DISCIPLINARY COMMISSION	6000	0	6	35,369.71	35,369.71	-	-	-	-	-
00022	44700	DISCIPLINARY COMMISSION	6000	0	6	4,665,147.46	4,665,147.46	-	-	-	-	-
00022	46610	AUDIO/VIDEO OF ORAL ARGUMENTS	6000	0	3	-	-	17,455,863.68	-	-	17,455,863.68	-
00022	46610	AUDIO/VIDEO OF ORAL ARGUMENTS	6000	0	3	-	-	215.00	-	-	215.00	-
00022	46610	AUDIO/VIDEO OF ORAL ARGUMENTS	6000	0	3	-	-	1,513,484.20	-	-	1,513,484.20	-
00022	46610	AUDIO/VIDEO OF ORAL ARGUMENTS	6000	0	3	-	-	307.87	-	-	307.87	-
00022	46610	AUDIO/VIDEO OF ORAL ARGUMENTS	6000	0	3	-	-	92.87	-	-	92.87	-
00022	46610	AUDIO/VIDEO OF ORAL ARGUMENTS	6000	0	3	-	-	18,969,657.75	-	1,513,577.07	17,456,080.68	-
00022	46610	AUDIO/VIDEO OF ORAL ARGUMENTS	6000	0	3	-	-	(45,443.22)	-	-	(45,443.22)	-
00022	46610	AUDIO/VIDEO OF ORAL ARGUMENTS	6000	0	3	-	-	1,599.26	-	-	1,599.26	-
00022	46610	AUDIO/VIDEO OF ORAL ARGUMENTS	6000	0	3	-	-	2,772.39	-	-	2,772.39	-
00022	46610	AUDIO/VIDEO OF ORAL ARGUMENTS	6000	0	3	-	-	45,236.47	-	-	45,236.47	-
00022	46610	AUDIO/VIDEO OF ORAL ARGUMENTS	6000	0	3	-	-	41,243.38	-	-	41,243.38	-
00022	46610	AUDIO/VIDEO OF ORAL ARGUMENTS	6000	0	3	-	-	41,243.38	-	-	41,243.38	-
00022	46610	AUDIO/VIDEO OF ORAL ARGUMENTS	6000	0	3	-	-	(23,858.76)	-	-	(23,858.76)	-
00022	46610	AUDIO/VIDEO OF ORAL ARGUMENTS	6000	0	3	-	-	35,369.71	-	-	35,369.71	-
00022	47065	TITLE IV-D REIMBURSEMENT FUND	6000	0	5	7,567,511.82	-	-	-	-	-	-
00022	47065	TITLE IV-D REIMBURSEMENT										

AUDITOR OF STATE
AGENCY APPROPRIATION AND ALLOTMENT TRIAL BALANCE REPORT
 July 1, 2013 through June 30, 2014 (Budget Year 2014; Run Date 7/13/14)

BU	PS FUND	CAFR Fund	PS Fund Name	APPROPRIATIONS	APPR BALANCE	ALLOTMENTS	PRE-ENCUMBRANCE	ENCUMBRANCES	EXPENDITURES	ALLOT BALANCE
00022	47065	6000	TITLE IV-D REIMBURSEMENT FUND	7,567,511.82	4,685,147.46	177,151.63	-	21,000.00	156,151.63	-
00022	48050	6000	JUDICIAL TECH & AUTOMATION PRO	13,038,504.88	1,461,142.20	2,882,364.36	-	520,566.06	2,361,796.30	-
00022	48430	6000	GAU/CASA CONFERENCE ACCOUNT	107,167.96	39,003.44	11,577,362.68	-	1,754,037.98	4,382,295.12	5,441,029.58
00022	48460	6000	INTERPRETER TRAINING	55,826.23	44,917.15	65,164.52	-	1,754,037.98	35,686.96	5,441,029.58
00022	48470	6000	DIVERSITY SUMMIT	419.29	419.29	10,909.08	-	-	1,964.08	8,945.00
00022	4871	6000	Mortgage Foreclosure Fund	473,789.48	38,383.50	-	-	-	-	-
00022	4871	6000	Mortgage Foreclosure Fund	-	-	22,723.24	-	-	22,723.24	-
00022	4871	6000	Mortgage Foreclosure Fund	-	-	412,435.32	-	-	412,435.32	-
00022	4871	6000	Mortgage Foreclosure Fund	-	-	143.32	-	-	143.32	-
00022	4871	6000	Mortgage Foreclosure Fund	-	-	104.10	-	-	104.10	-
00022	4871	6000	Mortgage Foreclosure Fund	-	-	435,405.96	-	-	435,405.96	-
00022	60010	8000	Supreme Court ARRA Byrne JAG	473,789.48	38,383.50	-	-	-	-	-
00022	60010	8016	Supreme Ct DOJ Fund	17,946.28	17,946.28	-	-	-	-	-
00022	60010	8015	Supreme Ct DOJ Fund	1,053,585.07	404,510.74	649,124.33	-	667.23	648,457.10	-
00022	60015	8015	Supreme Ct DOJ Fund	12,860.00	6,860.00	6,000.00	-	667.23	648,457.10	-
00022	60020	8093	Supreme Ct DHHS Fund	8,095,510.90	2,310,913.63	5,784,697.27	-	-	5,784,697.27	-
00022	60030	8020	Supreme Ct DOT Fund	2,863,428.08	1,940,166.80	923,242.28	-	980.00	921,262.28	472.26
00023	10220	1000	COURT OF APPEALS	9,713,463.61	1,940,166.80	923,242.28	-	980.00	921,262.28	472.26
00023	10220	1000	COURT OF APPEALS	1,208,151.66	-	9,713,463.61	-	-	9,713,463.61	-
00023	10220	1000	COURT OF APPEALS	-	-	51,073.20	-	-	51,073.20	-
00023	10220	1000	COURT OF APPEALS	-	-	237,102.28	-	-	237,102.28	-
00023	10220	1000	COURT OF APPEALS	-	-	103,095.68	-	-	103,095.68	-
00023	10220	1000	COURT OF APPEALS	-	-	173,535.96	-	-	173,535.96	-
00023	10220	1000	COURT OF APPEALS	-	-	644,344.54	-	-	644,344.54	-
00026	10200	1000	JUDICIAL CONFERENCE	10,922,615.27	47,692.84	10,922,615.27	-	-	10,922,615.27	-
00026	10200	1000	JUDICIAL CONFERENCE	1,993,057.01	4,512.11	1,945,364.17	-	-	1,945,364.17	-
00026	10200	1000	JUDICIAL CONFERENCE	1,588,044.99	-	14,941.85	-	-	14,941.85	-
00026	10200	1000	JUDICIAL CONFERENCE	-	-	994,091.18	-	-	994,091.18	-
00026	10200	1000	JUDICIAL CONFERENCE	-	-	122,823.51	-	-	122,823.51	-
00026	10200	1000	JUDICIAL CONFERENCE	-	-	451,676.34	-	-	451,676.34	-
00026	10200	1000	JUDICIAL CONFERENCE	-	-	3,528,897.05	-	-	3,528,897.05	-
00026	11670	1000	INTRST COMP FOR ADULT OFFNDR S	229,863.00	3,467.99	-	-	-	-	-
00026	11670	1000	INTRST COMP FOR ADULT OFFNDR S	-	-	123,055.78	-	-	123,055.78	-
00026	11670	1000	INTRST COMP FOR ADULT OFFNDR S	-	-	737.14	-	-	737.14	-
00026	11670	1000	INTRST COMP FOR ADULT OFFNDR S	-	-	6,491.59	-	-	6,491.59	-
00026	11670	1000	INTRST COMP FOR ADULT OFFNDR S	-	-	96,110.50	-	-	96,110.50	-
00026	11670	1000	INTRST COMP FOR ADULT OFFNDR S	-	-	226,395.01	-	-	226,395.01	-
00026	13059	1000	Probation Officers Training	250,000.00	0.87	-	-	-	-	-
00026	13059	1000	Probation Officers Training	-	-	247,504.19	-	-	247,504.19	-
00026	13059	1000	Probation Officers Training	-	-	1,365.32	-	-	1,365.32	-
00026	13059	1000	Probation Officers Training	-	-	1,129.62	-	-	1,129.62	-
00026	13059	1000	Probation Officers Training	-	-	249,999.13	-	-	249,999.13	-
00026	17930	1000	DRUG AND ALCOHOL PROGRAMS FUND	3,673,016.14	3,263,772.73	-	-	-	-	-
00026	17930	1000	DRUG AND ALCOHOL PROGRAMS FUND	-	-	345,800.88	-	-	345,800.88	-
00026	17930	1000	DRUG AND ALCOHOL PROGRAMS FUND	-	-	986.60	-	-	986.60	-
00026	17930	1000	DRUG AND ALCOHOL PROGRAMS FUND	-	-	(7,286.15)	-	-	(7,286.15)	-
00026	17930	1000	DRUG AND ALCOHOL PROGRAMS FUND	-	-	446.28	-	-	446.28	-
00026	17930	1000	DRUG AND ALCOHOL PROGRAMS FUND	-	-	17,650.68	-	-	17,650.68	-
00026	17930	1000	DRUG AND ALCOHOL PROGRAMS FUND	-	-	51,647.12	-	-	51,647.12	-
00026	17930	1000	DRUG AND ALCOHOL PROGRAMS FUND	-	-	409,245.41	-	-	409,245.41	-
00026	44231	6000	Third Party Grant Fund	2,601.48	2,601.48	-	-	-	-	-
00026	60720	8016	IJC DOJ Fund	2,601.48	2,601.48	-	-	-	-	-
00026	60720	1000	INDIANA TAX COURT	319,455.82	271,761.49	47,694.33	-	-	47,694.33	-
00026	15330	1000	INDIANA TAX COURT	575,816.00	6,969.57	568,846.43	-	-	568,846.43	-
00026	15330	1000	INDIANA TAX COURT	177,000.00	29,439.89	3,476.93	-	-	3,476.93	-
00026	15330	1000	INDIANA TAX COURT	-	-	6,250.89	-	-	6,250.89	-
00026	15330	1000	INDIANA TAX COURT	-	-	7,766.59	-	-	7,766.59	-
00026	15330	1000	INDIANA TAX COURT	-	-	124,687.28	-	-	124,687.28	-
00026	15330	1000	INDIANA TAX COURT	-	-	124,368.42	-	-	124,368.42	-
00026	15330	1000	INDIANA TAX COURT	-	-	716,408.54	-	-	716,408.54	-
00028	44960	6000	MOVING-TAX COURT	752,815.00	36,409.48	-	-	-	-	-
00030	10260	1000	GOVERNORS FELLOWSHIP PROGRAM	106,335.00	38,242.60	-	-	-	-	-
00030	10260	1000	GOVERNORS FELLOWSHIP PROGRAM	-	-	68,092.40	-	-	68,092.40	-
00030	10260	1000	GOVERNORS FELLOWSHIP PROGRAM	-	-	68,092.40	-	-	68,092.40	-
00030	10290	1000	GOVERNOR	1845,816.00	38,242.60	1,829,390.44	-	-	1,829,390.44	-
00030	10290	1000	GOVERNOR	152,645.00	80,808.14	-	-	-	-	-
00030	10290	1000	GOVERNOR	-	-	482.81	-	-	482.81	-
00030	10290	1000	GOVERNOR	-	-	40,643.06	-	-	40,643.06	-
00030	10290	1000	GOVERNOR	-	-	1,958.51	-	-	1,958.51	-
00030	10290	1000	GOVERNOR	-	-	1,824.25	-	-	1,824.25	-

AUDITOR OF STATE
AGENCY APPROPRIATION AND ALLOTMENT TRIAL BALANCE REPORT
 July 1, 2013 through June 30, 2014 (Budget Year 2014; Run Date 7/13/14)

BU	PS FUND	PS Fund Name	CAFR Fund	PT	CTRL	APPROPRIATIONS	APPR BALANCE	ALLOTMENTS	PRE-ENCUMBRANCE	ENCUMBRANCES	EXPENDITURES	ALLOT BALANCE
00030	10290	GOVERNOR	1000	9	3	1,988,461.00	97,233.70	28,752.48	-	1,284.60	27,467.88	-
						114,575.00	46,684.65	1,901,227.30	-	3,108.85	1,898,118.45	-
00030	10290 Total											
00030	10300	HOUSEHOLD MAINTENANCE	1000	0	3	-	-	11,694.20	-	-	11,694.20	-
00030	10300	HOUSEHOLD MAINTENANCE	1000	1	3	-	-	26,268.27	-	-	26,268.27	-
00030	10300	HOUSEHOLD MAINTENANCE	1000	2	3	-	-	17,388.99	-	-	17,388.99	-
00030	10300	HOUSEHOLD MAINTENANCE	1000	3	3	-	-	6,523.38	-	-	6,523.38	-
00030	10300	HOUSEHOLD MAINTENANCE	1000	4	3	-	-	327.06	-	-	327.06	-
00030	10300	HOUSEHOLD MAINTENANCE	1000	5	3	-	-	5,688.45	-	-	5,688.45	-
00030	10300 Total							67,890.35	-	-	67,890.35	-
00030	18212	GOVERNOR CONTINGENCY FUND	1000	0	4	5,262.00	5,262.00	-	-	-	-	-
00030	45260	TEACHER EDUCATION	6000	0	6	484.77	484.77	-	-	-	-	-
00030	45840	TEACHER ED/IALOGUE	6000	0	6	200.00	200.00	-	-	-	-	-
00030	45840 Total							-	-	-	-	-
00030	47720	GOVERNOR'S FLAG PROJECT	6000	0	6	3,072.87	3,072.87	-	-	-	-	-
00031	13112	Secretary of Commerce	1000	0	3	308,791.00	8,791.00	300,000.00	-	-	300,000.00	-
00031	13112	Secretary of Commerce	1000	1	3	-	-	300,000.00	-	-	300,000.00	-
00032	13112 Total							300,000.00	-	-	300,000.00	-
00032	11580	DOMESTIC VIOLENCE PREVY & TRT/MNT P	1000	0	3	308,791.00	8,791.00	300,000.00	-	-	300,000.00	-
00032	11580 Total							300,000.00	-	-	300,000.00	-
00032	13118	Office of Traffic Safety	1000	0	3	344,070.00	344,070.00	-	-	-	-	-
00032	14870	INDIANA SAFE SCHOOLS	1000	0	3	15,693.00	15,693.00	-	-	-	-	-
00032	14870 Total							-	-	-	-	-
00032	15150	JUVENILE JUSTICE	1000	0	3	418,223.00	50,155.78	359,272.25	-	-	359,272.25	-
00032	15150	JUVENILE JUSTICE	1000	1	3	-	-	367.52	-	-	367.52	-
00032	15150	JUVENILE JUSTICE	1000	2	3	-	-	2,930.94	-	-	2,930.94	-
00032	15150	JUVENILE JUSTICE	1000	3	3	-	-	5,496.51	-	-	5,496.51	-
00032	15150	JUVENILE JUSTICE	1000	9	3	-	-	368,067.22	-	-	368,067.22	-
00032	15150 Total							368,067.22	-	-	368,067.22	-
00032	16870	DRUG ENFORCEMENT MATCH	1000	0	3	418,223.00	50,155.78	359,272.25	-	-	359,272.25	-
00032	16870 Total							359,272.25	-	-	359,272.25	-
00032	16890	CHILD RESTRAINT SYSTEM FUND	1000	0	5	67,997.00	67,997.00	-	-	-	-	-
00032	16890	CHILD RESTRAINT SYSTEM FUND	1000	1	5	403,251.32	201,626.52	4,149.80	-	-	4,149.80	-
00032	16890	CHILD RESTRAINT SYSTEM FUND	1000	3	5	-	-	4,000.00	-	-	4,000.00	-
00032	16890	CHILD RESTRAINT SYSTEM FUND	1000	5	5	-	-	193,475.00	-	-	193,475.00	-
00032	16890	CHILD RESTRAINT SYSTEM FUND	1000	7	5	-	-	201,624.80	-	-	201,624.80	-
00032	16890 Total							177,000.00	-	-	177,000.00	-
00032	17120	SEXUAL ASSAULT VICTIMS ASSIST	1000	0	5	403,251.32	201,626.52	177,000.00	-	-	177,000.00	-
00032	17120 Total							177,000.00	-	-	177,000.00	-
00032	30160	TRAFFIC SAFETY P&A	3010	0	5	63.20	63.20	-	-	-	-	-
00032	30160 Total							-	-	-	-	-
00032	31310	VICTIM & WITNESS ASSISTANCE	2080	0	3	370,989.00	-	370,976.52	-	-	370,976.52	-
00032	31310	VICTIM & WITNESS ASSISTANCE	2080	1	3	-	-	12.48	-	-	12.48	-
00032	31310	VICTIM & WITNESS ASSISTANCE	2080	9	3	-	-	370,989.00	-	-	370,989.00	-
00032	31310 Total							370,989.00	-	-	370,989.00	-
00032	34510	DRUG FREE COMMUNITIES	2540	0	5	1,341,855.22	955,123.14	183,444.38	-	-	183,444.38	-
00032	34510	DRUG FREE COMMUNITIES	2540	1	5	-	-	9,005.70	-	-	9,005.70	-
00032	34510	DRUG FREE COMMUNITIES	2540	2	5	-	-	22,684.24	-	-	22,684.24	-
00032	34510	DRUG FREE COMMUNITIES	2540	3	5	-	-	2,714.30	-	-	2,714.30	-
00032	34510	DRUG FREE COMMUNITIES	2540	4	5	-	-	169,883.46	-	-	169,883.46	-
00032	34510	DRUG FREE COMMUNITIES	2540	9	5	-	-	386,732.08	-	-	386,732.08	-
00032	34510 Total							12,776.31	-	-	12,776.31	-
00032	36310	INDIANA SAFE SCHOOLS	2780	0	3	825,033.00	197,397.16	25,844.48	-	-	25,844.48	-
00032	36310	INDIANA SAFE SCHOOLS	2780	1	3	-	-	166.57	-	-	166.57	-
00032	36310	INDIANA SAFE SCHOOLS	2780	4	3	-	-	540,414.71	-	-	540,414.71	-
00032	36310	INDIANA SAFE SCHOOLS	2780	7	3	-	-	61,210.08	-	-	61,210.08	-
00032	36310	INDIANA SAFE SCHOOLS	2780	9	3	-	-	627,635.94	-	-	627,635.94	-
00032	36310 Total							16,270.65	-	-	16,270.65	-
00032	38410	VIOLENT CRIME ADMINISTRATION	3180	1	3	825,033.00	197,397.16	10,652.57	-	-	10,652.57	-
00032	38410	VIOLENT CRIME ADMINISTRATION	3180	2	3	4,036,321.43	-	1,413.45	-	-	1,413.45	-
00032	38410	VIOLENT CRIME ADMINISTRATION	3180	8	3	-	-	4,031,307.48	-	-	4,031,307.48	-
00032	38410	VIOLENT CRIME ADMINISTRATION	3180	9	3	-	-	3,600.50	-	-	3,600.50	-
00032	38410 Total							4,046,374.00	-	-	4,046,374.00	-
00032	39010	DOMESTIC VIOLENCE PREV/TREAT	3320	0	5	3,497,911.33	448,502.19	2,786.00	-	-	2,786.00	-
00032	39010	DOMESTIC VIOLENCE PREV/TREAT	3320	1	5	-	-	12,000.00	-	-	12,000.00	-
00032	39010	DOMESTIC VIOLENCE PREV/TREAT	3320	3	5	-	-	228.92	-	-	228.92	-
00032	39010	DOMESTIC VIOLENCE PREV/TREAT	3320	4	5	-	-	3,034,319.22	-	-	3,034,319.22	-
00032	39010	DOMESTIC VIOLENCE PREV/TREAT	3320	7	5	-	-	84.00	-	-	84.00	-
00032	39010	DOMESTIC VIOLENCE PREV/TREAT	3320	9	5	-	-	3,049,409.14	-	-	3,049,409.14	-
00032	39010 Total							643,745.41	-	-	643,745.41	-
00032	44295	FORD DRIVING SKILLS FOR LIFE	6000	0	5	9,455.35	675.00	8,781.35	-	-	8,781.35	-
00032	44295	FORD DRIVING SKILLS FOR LIFE	6000	9	5	-	-	8,781.35	-	-	8,781.35	-
00032	44295 Total							8,781.35	-	-	8,781.35	-
00032	44296	CJIMADD	6000	0	5	11,353.67	11,353.67	-	-	-	-	-
00032	44297	Third Party Grant Fund	6000	0	5	88,830.13	14,534.14	-	-	-	-	-

AUDITOR OF STATE
AGENCY APPROPRIATION AND ALLOTMENT TRIAL BALANCE REPORT
 July 1, 2013 through June 30, 2014 (Budget Year 2014; Run Date 7/13/14)

BU	PS FUND	CAFR Fund	PT	CTRL	APPROPRIATIONS	APPR BALANCE	ALLOTMENTS	PRE-ENCUMBRANCE	ENCUMBRANCES	EXPENDITURES	ALLOT BALANCE
00032	44297	6000	3	5	-	-	45,219.91	-	-	45,219.91	-
00032	44297	6000	4	5	-	-	15,736.26	-	-	15,736.26	-
00032	44297	6000	9	5	-	-	13,339.82	-	-	13,339.82	-
00032	44297 Total	6000	0	6	88,830.13	14,534.14	74,295.99	-	-	74,295.99	-
00032	44330	6000	0	6	7,184.73	7,184.73	-	-	-	-	-
00032	44870	6000	0	6	7,184.73	7,184.73	-	-	-	-	-
00032	44870 Total	6000	0	6	1,021.61	1,021.61	-	-	-	-	-
00032	47160	6000	0	6	1,480.10	1,478.98	1.12	-	-	-	1.12
00032	47880	6000	0	6	50,540.39	50,540.39	-	-	-	-	-
00032	47880 Total	6000	0	7	11,644.95	11,644.95	-	-	-	-	-
00032	58390	6000	0	7	552.89	552.89	-	-	-	-	-
00032	58400	6000	0	7	552.89	552.89	-	-	-	-	-
00032	58400 Total	6000	0	7	1,105.78	1,105.78	-	-	-	-	-
00032	58420	6000	0	7	68,828.02	68,828.02	-	-	-	-	-
00032	58430	6000	0	7	4,745.34	4,745.34	-	-	-	-	-
00032	58430 Total	6000	0	7	5,595.89	5,595.89	-	-	-	-	-
00032	60100	8016	0	7	15,744.74	15,744.74	-	-	-	-	-
00032	60101	8016	0	6	32,305.162	32,305.162	-	-	-	-	-
00032	60110	8020	0	7	2,527,788.42	2,527,788.42	-	-	-	-	-
00032	60110 Total	8020	0	7	1,825,582.00	1,825,582.00	-	-	-	-	-
00032	60115	8084	0	7	9,331,776.33	9,331,776.33	-	-	-	-	-
00032	60115 Total	8084	0	7	673,300.69	673,300.69	-	-	-	-	-
00032	60117	8093	0	7	6,123,103.81	6,123,103.81	-	-	-	-	-
00032	60117 Total	8093	0	7	3,751,343.73	3,751,343.73	-	-	-	-	-
00034	10320	1000	0	3	55,198.00	55,198.00	-	-	-	-	-
00034	10320	1000	0	3	55,198.00	55,198.00	-	-	-	-	-
00034	10320 Total	1000	0	3	55,198.00	55,198.00	-	-	-	-	-
00035	60140	8093	0	7	55,198.00	4,012.28	51,185.72	-	-	51,185.72	-
00035	60140 Total	8093	0	7	3,718,659.00	2,296,389.37	1,422,269.63	-	-	1,422,269.63	-
00036	10730	1000	1	3	1,533,638.00	360,180.95	1,173,457.05	-	-	1,173,457.05	-
00036	10730	1000	2	3	809,417.00	133,001.36	676,415.64	-	-	676,415.64	-
00036	10730	1000	3	3	202,219.09	24,172.26	178,046.83	-	-	178,046.83	-
00036	10730	1000	4	3	2,598.66	-	2,598.66	-	-	2,598.66	-
00036	10730	1000	5	3	279,498.38	-	279,498.38	-	-	279,498.38	-
00036	10730	1000	7	3	-	-	130,648.98	-	-	130,648.98	-
00036	10730 Total	1000	0	3	2,343,235.00	493,182.31	1,850,052.69	-	-	1,850,052.69	-
00036	14541	1000	0	3	300,000.00	9,000.00	291,000.00	-	-	291,000.00	-
00036	14541 Total	1000	0	3	300,000.00	9,000.00	291,000.00	-	-	291,000.00	-
00036	16970	1000	0	3	45,000.00	45,000.00	-	-	-	-	-
00036	16970 Total	1000	0	3	45,000.00	45,000.00	-	-	-	-	-
00036	17460	1000	0	5	141,500.00	91,500.00	50,000.00	-	-	50,000.00	-
00036	17460 Total	1000	0	5	141,500.00	91,500.00	50,000.00	-	-	50,000.00	-
00036	42134	3160	0	3	1,301,179.00	231,302.00	1,069,877.00	-	-	1,069,877.00	-
00036	42134	3160	1	3	-	-	960,414.44	-	-	960,414.44	-
00036	42134	3160	2	3	-	-	28,976.34	-	-	28,976.34	-
00036	42134	3160	3	3	-	-	3,915.45	-	-	3,915.45	-
00036	42134	3160	4	3	-	-	55,748.47	-	-	55,748.47	-
00036	42134	3160	9	3	-	-	20,822.30	-	-	20,822.30	-
00036	42134 Total	3160	0	6	1,301,179.00	231,302.00	1,069,877.00	-	-	1,069,877.00	-
00036	44810	6000	0	5	177,985.30	105,964.10	72,019.20	-	-	72,019.20	-
00036	44810 Total	6000	0	5	722,380.82	(83,617.43)	806,000.25	-	-	806,000.25	-
00036	45750	6000	0	5	-	-	155,023.49	-	-	155,023.49	-
00036	45750	6000	4	5	-	-	155,259.06	-	-	155,259.06	-
00036	45750	6000	7	5	-	-	334,133.64	-	-	334,133.64	-
00036	45750	6000	9	5	-	-	61,586.06	-	-	61,586.06	-
00036	45750 Total	6000	0	5	722,380.82	(83,617.43)	806,000.25	-	-	806,000.25	-
00036	48400	6000	0	5	93,727.86	56,227.86	37,500.00	-	-	37,500.00	-
00036	48400 Total	6000	0	5	93,727.86	56,227.86	37,500.00	-	-	37,500.00	-
00036	49710	6160	0	6	188.26	188.26	-	-	-	-	-
00036	49710 Total	6160	0	6	188.26	188.26	-	-	-	-	-
00036	53910	5340	0	5	585,711.27	390,890.80	194,820.47	-	-	194,820.47	-
00036	53910	5340	1	5	-	-	120,943.72	-	-	120,943.72	-
00036	53910	5340	2	5	-	-	5,687.48	-	-	5,687.48	-
00036	53910	5340	3	5	-	-	8,686.86	-	-	8,686.86	-
00036	53910	5340	4	5	-	-	41,813.53	-	-	41,813.53	-
00036	53910	5340	9	5	-	-	17,688.88	-	-	17,688.88	-
00036	53910 Total	5340	0	5	585,711.27	390,890.80	464.00	-	-	464.00	-

AUDITOR OF STATE
AGENCY APPROPRIATION AND ALLOTMENT TRIAL BALANCE REPORT
 July 1, 2013 through June 30, 2014 (Budget Year 2014; Run Date 7/13/14)

BU	PS FUND	PS Fund Name	CAFR Fund	PT	CTRL	APPROPRIATIONS	APPR BALANCE	ALLOTMENTS	PRE-ENCUMBRANCE	ENCUMBRANCES	EXPENDITURES	ALLOT BALANCE
00036	53810 Total					585,711.27	390,890.80	194,820.47	-	464.00	-	194,356.47
00036	54310	CLEAN WATER INDIANA	6570	0	5	5,972,384.55	2,451,263.61	-	-	-	-	-
00036	54310	CLEAN WATER INDIANA	6570	1	5	-	-	1,152,394.70	-	-	1,152,394.70	-
00036	54310	CLEAN WATER INDIANA	6570	2	5	-	-	7,927.65	-	-	7,927.65	-
00036	54310	CLEAN WATER INDIANA	6570	3	5	-	-	550,161.78	-	526,725.00	23,436.78	-
00036	54310	CLEAN WATER INDIANA	6570	4	5	-	-	17,114.28	-	1,035.56	16,078.72	-
00036	54310	CLEAN WATER INDIANA	6570	7	5	-	-	1,745,271.93	-	366,024.00	1,379,247.93	-
00036	54310	CLEAN WATER INDIANA	6570	9	5	-	-	48,250.60	-	269.00	47,981.60	-
00036	54310 Total					5,972,384.55	2,451,263.61	3,521,120.94	-	894,052.56	2,627,068.38	-
00036	60080	ISDA DOE&I Fund	8084	0	7	199,737.57	38,790.75	160,946.82	-	-	160,946.82	-
00036	60081	ISDA EPA Fund	8086	0	7	310,625.66	183,404.84	127,223.82	-	-	127,223.82	-
00036	60081 Total					500,363.23	266,805.68	288,170.64	-	-	288,170.64	-
00036	60150 Total					820,746.86	450,210.49	449,091.48	-	-	449,091.48	-
00036	10360	DOAg DOAg Fund	8010	0	7	629,224.41	264,443.32	564,781.09	-	350,049.91	214,731.18	-
00036	10360	LEUTENANT GOVERNOR	1000	1	3	1,594,479.99	103,716.90	1,380,763.09	-	-	1,380,763.09	-
00036	10360	LEUTENANT GOVERNOR	1000	2	3	630,002.00	133,919.55	39,066.13	-	44,261.81	78,066.13	-
00036	10360	LEUTENANT GOVERNOR	1000	3	3	-	-	122,924.74	-	-	122,924.74	-
00036	10360	LEUTENANT GOVERNOR	1000	4	3	-	-	14,254.74	-	0.01	14,254.74	-
00036	10360	LEUTENANT GOVERNOR	1000	5	3	-	-	3,689.68	-	319.00	3,370.68	-
00036	10360	LEUTENANT GOVERNOR	1000	9	3	-	-	316,118.42	-	257.61	315,860.81	-
00038	10360 Total					2,174,481.99	297,632.45	1,876,849.54	-	45,330.52	1,831,519.02	-
00038	10361	Office of Energy Defense Detail	1000	0	3	(16.60)	200.50	-	-	-	-	(217.10)
00038	10361 Total					(16.60)	200.50	(217.10)	-	-	-	(217.10)
00038	11740	OFFICE OF TOURISM	1000	0	3	1,172,000.00	26,012.18	-	-	-	-	-
00038	11740	OFFICE OF TOURISM	1000	1	3	-	-	351,169.76	-	-	351,169.76	-
00038	11740	OFFICE OF TOURISM	1000	2	3	-	-	8,868.91	-	-	8,868.91	-
00038	11740	OFFICE OF TOURISM	1000	3	3	-	-	359,490.37	-	63,794.88	295,695.49	-
00038	11740	OFFICE OF TOURISM	1000	4	3	-	-	3,034.68	-	-	3,034.68	-
00038	11740	OFFICE OF TOURISM	1000	5	3	-	-	400,722.50	-	400,000.00	722.50	-
00038	11740	OFFICE OF TOURISM	1000	9	3	-	-	22,701.60	-	185.11	22,516.49	-
00038	11740 Total					1,172,000.00	26,012.18	1,145,987.82	-	483,979.99	662,007.83	-
00038	13062	Office of Defense Development	1000	0	3	576,470.00	21,847.81	-	-	-	-	-
00038	13062	Office of Defense Development	1000	1	3	-	-	81,326.79	-	-	81,326.79	-
00038	13062	Office of Defense Development	1000	2	3	-	-	4,463.48	-	-	4,463.48	-
00038	13062	Office of Defense Development	1000	3	3	-	-	246,423.05	-	246,047.00	376.05	-
00038	13062	Office of Defense Development	1000	4	3	-	-	1,139.34	-	303.25	836.09	-
00038	13062	Office of Defense Development	1000	5	3	-	-	1,750.00	-	-	1,750.00	-
00038	13062	Office of Defense Development	1000	7	3	-	-	205,000.00	-	93,757.58	111,242.42	-
00038	13062	Office of Defense Development	1000	9	3	-	-	14,519.53	-	8,177.10	6,342.43	-
00038	13062 Total					576,470.00	21,847.81	554,622.19	-	348,284.93	206,337.26	-
00038	13063	Office Small Bus & Entrepreneur	1000	0	3	439,566.64	5,665.34	-	-	-	-	-
00038	13063	Office Small Bus & Entrepreneur	1000	1	3	-	-	44,897.38	-	-	44,897.38	-
00038	13063	Office Small Bus & Entrepreneur	1000	2	3	-	-	457.80	-	-	457.80	-
00038	13063	Office Small Bus & Entrepreneur	1000	3	3	-	-	29,583.72	-	3,694.50	25,889.22	-
00038	13063	Office Small Bus & Entrepreneur	1000	4	3	-	-	165.43	-	-	165.43	-
00038	13063	Office Small Bus & Entrepreneur	1000	7	3	-	-	304,734.72	-	179,442.49	125,292.23	-
00038	13063	Office Small Bus & Entrepreneur	1000	9	3	-	-	54,064.25	-	50,464.92	3,609.33	-
00038	13063 Total					439,566.64	5,665.34	433,903.30	-	233,691.91	200,311.39	-
00038	13064	Marketing Development Grants	1000	0	3	1,164,000.00	19,125.99	-	-	-	-	-
00038	13064	Marketing Development Grants	1000	1	3	-	-	392.25	-	-	392.25	-
00038	13064	Marketing Development Grants	1000	2	3	-	-	840.24	-	-	840.24	-
00038	13064	Marketing Development Grants	1000	3	3	-	-	565,543.14	-	45,825.50	519,717.64	-
00038	13064	Marketing Development Grants	1000	7	3	-	-	100,000.00	-	100,000.00	-	-
00038	13064	Marketing Development Grants	1000	9	3	-	-	478,098.38	-	437,961.00	40,137.38	-
00038	13064 Total					1,164,000.00	19,125.99	1,144,874.01	-	583,786.50	561,087.51	-
00038	13066	Office of Community and Rural	1000	0	3	1,552,000.00	64,990.72	-	-	-	-	-
00038	13066	Office of Community and Rural	1000	1	3	-	-	1,276,513.35	-	-	1,276,513.35	-
00038	13066	Office of Community and Rural	1000	2	3	-	-	39,675.73	-	67,500.00	39,675.73	-
00038	13066	Office of Community and Rural	1000	3	3	-	-	107,279.34	-	-	39,779.34	-
00038	13066	Office of Community and Rural	1000	4	3	-	-	30,465.06	-	-	30,465.06	-
00038	13066	Office of Community and Rural	1000	5	3	-	-	1,810.41	-	-	1,810.41	-
00038	13066	Office of Community and Rural	1000	9	3	-	-	31,285.39	-	273.80	30,991.59	-
00038	13066 Total					1,552,000.00	64,990.72	1,487,009.28	-	67,773.80	1,420,081.33	-
00038	14860	STATE ENERGY PROGRAM	1000	0	3	(91,756.40)	-	-	-	-	-	(91,756.40)
00038	14860 Total					(91,756.40)	-	(91,756.40)	-	-	-	(91,756.40)
00038	18216	CONTINGENCY FUND	1000	0	4	5,107.00	3,371.02	-	-	-	-	-
00038	18216	CONTINGENCY FUND	1000	3	4	-	-	1,205.43	-	-	1,205.43	-
00038	18216	CONTINGENCY FUND	1000	4	4	-	-	300.00	-	-	300.00	-
00038	18216	CONTINGENCY FUND	1000	9	4	-	-	230.55	-	-	230.55	-
00038	18216 Total					5,107.00	3,371.02	1,735.98	-	-	1,735.98	-
00038	30456	RURAL ECONOMIC DEVELOPMENT FUND	6330	0	5	1,577,736.15	975,398.92	-	-	-	-	-
00038	30456	RURAL ECONOMIC DEVELOPMENT FUND	6330	3	5	-	-	451,828.64	-	356,708.97	95,119.67	-
00038	30456	RURAL ECONOMIC DEVELOPMENT FUND	6330	4	5	-	-	23,485.56	-	-	23,485.56	-
00038	30456	RURAL ECONOMIC DEVELOPMENT FUND	6330	5	5	-	-	9,194.10	-	-	9,194.10	-
00038	30456	RURAL ECONOMIC DEVELOPMENT FUND	6330	7	5	-	-	60,000.00	-	135,000.00	(75,000.00)	-
00038	30456	RURAL ECONOMIC DEVELOPMENT FUND	6330	9	5	-	-	57,830.93	-	-	57,403.78	-
00038	30456 Total					1,577,736.15	975,398.92	1,148,649.27	-	528,194.54	427.15	-

AUDITOR OF STATE
AGENCY APPROPRIATION AND ALLOTMENT TRIAL BALANCE REPORT
 July 1, 2013 through June 30, 2014 (Budget Year 2014; Run Date 7/13/14)

BU	PS FUND	PS Fund Name	CAFR Fund	PT	CTRL	APPROPRIATIONS	APPR BALANCE	ALLOTMENTS	PRE-ENCUMBRANCE	ENCUMBRANCES	EXPENDITURES	ALLOT BALANCE
00038	30456 Total					1,577,736.15	975,398.92	602,339.23		491,708.97	93,370.31	17,259.95
00038	30578	169 COMMUNITY PLANNING PROGRA	4000	0	5	64,656.30	64,656.30	-	-	-	-	-
00038	31010	COMMUNITY PROMOTION MATCHING	2030	0	5	15,764.49	15,764.49	-	-	-	-	-
00038	44090	INDIANA MAINSTREET CONFERENCE	6000	0	6	680.74	680.74	-	-	-	-	-
00038	45460	IRDC CONFERENCE ACCOUNT	6000	0	6	380.63	380.63	-	-	-	-	-
00038	54810	ADVERTISING REVENUE	6880	0	5	1,322,791.96		433,983.31		4,000.02	429,983.29	
00038	54810	ADVERTISING REVENUE	6880	3	5			43,557.75			43,557.75	
00038	54810	ADVERTISING REVENUE	6880	7	5			454,218.82		410.00	453,908.82	
00038	54810	ADVERTISING REVENUE	6880	9	5			931,599.88	4,410.02		927,189.86	
00038	58017	CDBG-R-ARRA	8000	0	7	2,254,951.84	1,322,791.96					
00038	60200	LI Gov DOAg Fund	8010	0	7	25,476.00	25,476.00					
00038	60210	LI Gov DOEIn Fund	8081	0	7	8,912,897.03	8,912,897.03					
00038	60220	LI Gov DHHS Fund	8093	0	7	117,384,921.84	117,384,921.84	84.61	78.52		6.09	
00038	60230	LI Gov DHUD Fund	8014	0	7	42,864.41	42,864.41	84.61	78.52		6.09	
00038	60250	LI Gov DDC Fund	8011	0	7	208,396,298.94	157,130,745.20	51,265,553.74	47,078,737.88		4,185,190.01	1,625.95
00038	60260	LI Gov DOD Fund	8012	0	7	22,191.56	22,191.56	51,265,553.74	47,078,737.88		4,185,190.01	1,625.95
00038	60270	LI Gov DOEIn Fund	8084	0	7	50,000.00	50,000.00					
00039	16670	PROSECUTING ATTORNEY'S COUNCIL	1000	1	3	32,305.99	32,305.99					
00039	16670	PROSECUTING ATTORNEY'S COUNCIL	1000	2	3	617,174.60	0.03	617,174.57			617,174.57	
00039	16670	PROSECUTING ATTORNEY'S COUNCIL	1000	3	3	598,101.40	149.64	25,625.39			25,625.39	
00039	16670	PROSECUTING ATTORNEY'S COUNCIL	1000	4	3			478,272.98			478,272.98	
00039	16670	PROSECUTING ATTORNEY'S COUNCIL	1000	5	3			16,685.30			16,685.30	
00039	16670	PROSECUTING ATTORNEY'S COUNCIL	1000	9	3			448.00			448.00	
00039	16670 Total					1,215,276.00	149.67	1,215,126.33			76,920.09	1,215,126.33
00039	33410	DRUG PROSECUTION	2380	0	3	136,519.00	0.38	126,044.88			126,044.88	
00039	33410	DRUG PROSECUTION	2380	1	3			10,473.74			10,473.74	
00039	33410 Total					136,519.00	0.38	136,518.62			136,518.62	
00039	47525	IV-D REIMBURSEMENT	6000	0	5	6,966,969.67	5,915,761.46					
00039	47525	IV-D REIMBURSEMENT	6000	1	5			561,362.75			561,362.75	
00039	47525	IV-D REIMBURSEMENT	6000	3	5			274,417.06			274,417.06	
00039	47525	IV-D REIMBURSEMENT	6000	4	5			7,940.37			7,940.37	
00039	47525	IV-D REIMBURSEMENT	6000	5	5			1,842.28			1,842.28	
00039	47525	IV-D REIMBURSEMENT	6000	7	5			29,592.82			29,592.82	
00039	47525	IV-D REIMBURSEMENT	6000	9	5			176,052.93			176,052.93	
00039	47525 Total					6,966,969.67	5,915,761.46	1,051,208.21			1,051,208.21	
00039	58431	IPAC Violence Against Women	8000	0	7	5,135.59		5,135.59			5,135.59	
00039	60241	IPAC DOT Fund	8020	0	7	252,095.42	79,209.81	172,885.61			172,885.61	
00040	10380	SECRETARY OF STATE-ADMINISTRA	1000	1	3	252,095.42	79,209.81	172,885.61			172,885.61	
00040	10380	SECRETARY OF STATE-ADMINISTRA	1000	2	3	3,640,655.00	307,838.87	3,332,820.13			3,332,820.13	
00040	10380	SECRETARY OF STATE-ADMINISTRA	1000	3	3	1,140,522.00	239,944.00	900,578.00			900,578.00	
00040	10380	SECRETARY OF STATE-ADMINISTRA	1000	4	3			45,326.91		404,457.78	45,326.91	
00040	10380	SECRETARY OF STATE-ADMINISTRA	1000	5	3			41,294.83		11,248.17	30,051.66	
00040	10380	SECRETARY OF STATE-ADMINISTRA	1000	9	3			168,203.31			168,203.31	
00040	10380 Total					4,781,181.00	547,782.87	4,233,398.13		415,700.95	3,817,697.18	
00040	13250	LOAN BROKER REGULATION	1000	0	5	120,115.99	114,236.45					
00040	13250	LOAN BROKER REGULATION	1000	9	5			5,879.54			5,879.54	
00040	15180	STATE RECOUNT COMMISSION	1000	0	5	120,115.99	114,236.45	5,879.54			5,879.54	
00040	17170	SECURITIES DIV ENFORCEMENT FD	1000	0	5	11,479.75	11,479.75					
00040	17170	SECURITIES DIV ENFORCEMENT FD	1000	2	5			9,405.27			9,405.27	
00040	17170	SECURITIES DIV ENFORCEMENT FD	1000	3	5			110,456.22			110,456.22	
00040	17170	SECURITIES DIV ENFORCEMENT FD	1000	4	5			88,983.11			88,983.11	
00040	17170	SECURITIES DIV ENFORCEMENT FD	1000	9	5			88,778.11			88,778.11	
00040	17170 Total					242,131.63	31,631.93	210,498.60			210,498.60	
00040	44262	DEALER COMPLIANCE ACCOUNT	6000	0	5	1,500,071.50	350,613.02	763,840.23			763,840.23	
00040	44262	DEALER COMPLIANCE ACCOUNT	6000	1	5			19,717.51			19,717.51	
00040	44262	DEALER COMPLIANCE ACCOUNT	6000	3	5			9,077.89			9,077.89	
00040	44262	DEALER COMPLIANCE ACCOUNT	6000	4	5			1,266.82			1,266.82	
00040	44262	DEALER COMPLIANCE ACCOUNT	6000	5	5			800.00			800.00	
00040	44262	DEALER COMPLIANCE ACCOUNT	6000	8	5			354,756.03			354,756.03	
00040	44262	DEALER COMPLIANCE ACCOUNT	6000	9	5			1,149,458.48			1,149,458.48	
00040	44262 Total					1,500,071.50	350,613.02	1,149,458.48			1,149,458.48	

AUDITOR OF STATE
AGENCY APPROPRIATION AND ALLOTMENT TRIAL BALANCE REPORT
 July 1, 2013 through June 30, 2014 (Budget Year 2014; Run Date 7/13/14)

BU	PS FUND	PS FUND Name	CAFR Fund	PT	CTRL	APPROPRIATIONS	APPR BALANCE	ALLOTMENTS	PRE-ENCUMBRANCE	ENCUMBRANCES	EXPENDITURES	ALLOT BALANCE
00046	55210 Total		8083	0	7	709,851.20	(16,254.43)	725,905.63	-	-	671,455.25	54,450.38
	60500	AG DHHS Fund				7,646,474.25	1,947,423.38	5,699,050.87	-	274,711.99	5,414,838.88	9,500.00
00046	60500 Total		8016	0	7	7,646,474.25	1,947,423.38	5,699,050.87	-	274,711.99	5,414,838.88	9,500.00
	60510	AG DOJ Fund				82,145.39	40,819.07	41,326.32	-	-	41,326.32	-
00046	60510 Total		6420	1	3	82,145.39	40,819.07	41,326.32	-	-	41,326.32	-
	74910	ABANDONED PROPERTY OPER				1,254,247.00	37,454.02	1,216,792.98	-	-	1,216,792.98	-
00046	74910	ABANDONED PROPERTY OPER				3,403,946.50	1,021,600.55	32,636.67	-	-	32,636.67	-
00046	74910	ABANDONED PROPERTY OPER				-	-	186,538.39	-	45,086.52	109,901.87	-
00046	74910	ABANDONED PROPERTY OPER				-	-	57,325.56	-	6,030.00	57,325.56	-
00046	74910	ABANDONED PROPERTY OPER				-	-	32,117.38	-	-	26,087.38	-
00046	74910	ABANDONED PROPERTY OPER				-	-	2,073,428.95	-	1,189,210.32	864,218.63	-
00046	74910 Total		6420	5	3	4,657,993.50	1,059,054.57	3,598,938.93	-	1,240,526.84	2,326,582.09	31,950.00
	10450	TREASURER OF STATE				841,418.00	44,830.38	796,587.62	-	-	796,587.62	-
00046	10450	TREASURER OF STATE				31,133.00	1,039.15	4,049.72	-	-	4,049.72	-
00046	10450	TREASURER OF STATE				-	-	6,500.53	-	-	6,500.53	-
00046	10450	TREASURER OF STATE				-	-	12,047.46	-	-	12,047.46	-
00046	10450 Total		1000	9	3	872,551.00	45,869.53	826,814.47	-	-	826,814.47	-
	16980	ECONOMIC STAB FD IC 4-10-18-2				927,863.57	1,036,811.47	1,060,643.46	-	-	1,060,643.46	-
00048	16980 Total		1000	0	6	927,863.57	1,036,811.47	1,060,643.46	-	-	1,060,643.46	-
	17240	DUPLICATE REDEMPTION RECOVERY				(716,387.71)	(716,387.71)	609.57	-	-	609.57	-
00048	17240 Total		6000	0	6	(716,387.71)	(716,387.71)	609.57	-	-	609.57	-
	44950	UNDERGRND STORAGE TANK GUAR FD				0.38	0.38	-	-	-	-	-
00048	44950 Total		6000	0	6	0.38	0.38	-	-	-	-	-
	45430	PERSONALIZED PLATE ESCROW				5,205.65	1,308.72	3,897.93	-	-	3,897.93	-
00048	45430 Total		6000	0	6	5,205.65	1,308.72	3,897.93	-	-	3,897.93	-
	46905	Prepaid 911 Fee				5,935,250.63	(4,981,354.57)	10,916,605.20	-	-	5,460,492.24	-
00048	46905 Total		6000	0	6	5,935,250.63	(4,981,354.57)	10,916,605.20	-	-	5,460,492.24	-
	47130	STATE USER FEE IC 33-19-9-1				10,770,357.47	(4,221,264.64)	14,991,622.11	-	-	5,466,112.96	-
00048	47130 Total		6000	0	6	10,770,357.47	(4,221,264.64)	14,991,622.11	-	-	5,466,112.96	-
	47240	PENSION DIST FUND/POLICE & FR				216,659.56	-	216,659.56	-	-	216,659.56	-
00048	47240 Total		6000	0	6	216,659.56	-	216,659.56	-	-	216,659.56	-
	47820	MISCELLANEOUS CLEARING ACC				9,500,464.58	8,372,241.90	1,128,222.68	-	-	(121.08)	-
00048	47820 Total		6270	0	6	9,500,464.58	8,372,241.90	1,128,222.68	-	-	(121.08)	-
	50710	FAM VIOLENCE/VICT ASST 4-23-18				2,758,278.20	(1,268,388.20)	4,026,666.40	-	-	2,013,333.20	-
00048	50710 Total		6610	0	6	2,758,278.20	(1,268,388.20)	4,026,666.40	-	-	2,013,333.20	-
	52020	ESCROW COMMUTER RAIL SERVICE				200,486.58	200,486.58	-	-	-	-	-
00048	52020 Total		6620	0	6	200,486.58	200,486.58	-	-	-	-	-
	52110	PURDUE TRUST FUND PRINCIPAL				2,406.44	-	2,406.44	-	-	1,203.22	-
00048	52110 Total		6880	0	5	2,406.44	-	2,406.44	-	-	1,203.22	-
	54910	CONGRESS TWSHP SCHOOL PRINCIPAL				2,897.80	2,897.80	-	-	-	-	-
00048	54910 Total		6880	0	6	2,897.80	2,897.80	-	-	-	-	-
	54920	CONGRESS TWSHP SCHOOL INTEREST				145,144.81	(38,789.39)	183,934.20	-	-	142,856.24	-
00048	54920 Total		6660	0	6	145,144.81	(38,789.39)	183,934.20	-	-	142,856.24	-
	72410	COMMON SCHOOL RELIEF				9,022,766.42	4,143,651.37	4,879,115.05	-	-	4,879,115.05	-
00048	72410 Total		6670	0	6	9,022,766.42	4,143,651.37	4,879,115.05	-	-	4,879,115.05	-
	72510	I U ENDOWMENT				4,895.50	-	4,895.50	-	-	1,786.96	-
00048	72510 Total		3220	0	6	4,895.50	-	4,895.50	-	-	1,786.96	-
	73210	CIF ALLEN COUNTY				4,527,330.50	(3,719,702.63)	8,247,033.13	-	-	4,159,287.90	-
00048	73210 Total		3220	0	6	4,527,330.50	(3,719,702.63)	8,247,033.13	-	-	4,087,745.23	-
	73214	CIF CLARK COUNTY				1,278,514.23	(1,110,141.08)	2,388,655.31	-	-	1,242,791.95	-
00048	73214 Total		3220	0	6	1,278,514.23	(1,110,141.08)	2,388,655.31	-	-	1,145,863.36	-
	73224	CIF FLOYD COUNTY				192,905.90	(177,314.51)	370,220.41	-	-	193,929.11	-
00048	73224 Total		3220	0	6	192,905.90	(177,314.51)	370,220.41	-	-	176,291.30	-
	73226	CIF HARRISON COUNTY				76.61	76.61	-	-	-	-	-
00048	73226 Total		3220	0	6	76.61	76.61	-	-	-	-	-
	73228	CIF HENRY COUNTY				199.50	(113.75)	313.25	-	-	154.00	-
00048	73228 Total		3220	0	6	199.50	(113.75)	313.25	-	-	154.00	-
	73232	CIF JEFFERSON COUNTY				387,297.06	(310,121.51)	667,418.57	-	-	335,425.82	-
00048	73232 Total		3220	0	6	387,297.06	(310,121.51)	667,418.57	-	-	335,425.82	-
	73242	CIF MARION COUNTY				51,471,335.47	(39,219,857.50)	90,690,992.97	-	-	45,372,098.96	-
00048	73242 Total		3220	0	6	51,471,335.47	(39,219,857.50)	90,690,992.97	-	-	45,372,098.96	-
	73244	MONROE COUNTY/INNKEEPERS TAX				-	-	1,720.00	-	-	485.00	-
00048	73244 Total		3220	0	6	-	-	1,720.00	-	-	485.00	-
	73246	Pike County Innkeepers Tax				710.35	(572.50)	1,282.85	-	-	684.50	-
00048	73246 Total		3220	0	6	710.35	(572.50)	1,282.85	-	-	684.50	-
	73247	Jackson County Innkeepers Tax				2,971.78	(2,018.63)	4,997.41	-	-	2,334.78	-
00048	73247 Total		3220	0	6	2,971.78	(2,018.63)	4,997.41	-	-	2,334.78	-
	73248	CIF NOBLE COUNTY				1,001.20	(5,604.72)	15,606.92	-	-	7,500.75	-
00048	73248 Total		3220	0	6	1,001.20	(5,604.72)	15,606.92	-	-	7,500.75	-
	73249	Owen County Innkeeper Tax				9,999.20	(5,606.88)	15,606.08	-	-	7,907.28	-
00048	73249 Total		3220	0	6	9,999.20	(5,606.88)	15,606.08	-	-	7,907.28	-
	73250	CIF ST. JOSEPH COUNTY				20,867.63	(13,965.88)	34,833.51	-	-	18,092.93	-
00048	73250 Total		3220	0	6	20,867.63	(13,965.88)	34,833.51	-	-	18,092.93	-
	73252	CIF SCOTT COUNTY				255,719.13	(146,099.84)	402,218.97	-	-	193,465.00	-
00048	73252 Total		3220	0	6	255,719.13	(146,099.84)	402,218.97	-	-	193,465.00	-
	73254	SHELBY COUNTY INNKEEPERS TAX				252,376.04	(221,588.05)	473,974.09	-	-	248,507.97	-
00048	73254 Total		3220	0	6	252,376.04	(221,588.05)	473,974.09	-	-	248,507.97	-
	73256	CIF SPENCER COUNTY				2,322.93	(4,233.40)	11,466.33	-	-	5,822.39	-
00048	73256 Total		3220	0	6	2,322.93	(4,233.40)	11,466.33	-	-	5,822.39	-

AUDITOR OF STATE
AGENCY APPROPRIATION AND ALLOTMENT TRIAL BALANCE REPORT
 July 1, 2013 through June 30, 2014 (Budget Year 2014; Run Date 7/13/14)

BU	PS FUND	CAFR Fund	PT	CTRL	APPROPRIATIONS	APPR BALANCE	ALLOTMENTS	PRE-ENCUMBRANCE	ENCUMBRANCES	EXPENDITURES	ALLOT BALANCE
00050	47780 Total	9116	0	6	2,938.34	2,938.34	516,586.37	-	-	258,262.13	258,324.24
00050	47810						516,586.37	-	-	258,262.13	258,324.24
00050	47810 Total						516,586.37	-	-	258,262.13	258,324.24
00050	48350	6000	0	5	473,551.95	100,000.00	373,551.95	-	-	373,551.95	-
00050	48350						373,551.95	-	-	373,551.95	-
00050	48350 Total						373,551.95	-	-	373,551.95	-
00050	48910	6030	0	6	1,890,013.06	1,890,013.06	1,890,013.06	-	-	-	-
00050	48910						1,890,013.06	-	-	-	-
00050	48910 Total						1,890,013.06	-	-	-	-
00050	50530	6250	0	6	74,057,895.40	74,057,895.40	74,057,895.40	-	-	74,057,895.40	-
00050	50530						74,057,895.40	-	-	74,057,895.40	-
00050	50530 Total						74,057,895.40	-	-	74,057,895.40	-
00050	50540	6250	0	6	8,425,065.38	8,425,065.38	8,425,065.38	-	-	8,425,065.38	-
00050	50540						8,425,065.38	-	-	8,425,065.38	-
00050	50540 Total						8,425,065.38	-	-	8,425,065.38	-
00050	51510	6480	0	6	42,658.97	40,837.85	2,021.12	-	-	2,021.12	-
00050	51510						2,021.12	-	-	2,021.12	-
00050	51510 Total						2,021.12	-	-	2,021.12	-
00050	73263	3220	0	6	40,837.85	40,837.85	40,837.85	-	-	40,837.85	-
00050	73263						40,837.85	-	-	40,837.85	-
00050	73263 Total						40,837.85	-	-	40,837.85	-
00050	73264	3220	0	6	291,135.38	238,388.18	52,747.20	-	-	52,747.20	-
00050	73264						52,747.20	-	-	52,747.20	-
00050	73264 Total						52,747.20	-	-	52,747.20	-
00050	73265	3220	0	6	291,135.38	238,388.18	52,747.20	-	-	52,747.20	-
00050	73265						52,747.20	-	-	52,747.20	-
00050	73265 Total						52,747.20	-	-	52,747.20	-
00050	73266	3220	0	6	855,103.11	646,514.15	208,588.96	-	-	208,588.96	-
00050	73266						208,588.96	-	-	208,588.96	-
00050	73266 Total						208,588.96	-	-	208,588.96	-
00050	73268	3220	0	6	165,491.34	137,278.02	302,710.36	-	-	151,354.11	-
00050	73268						302,710.36	-	-	151,354.11	-
00050	73268 Total						302,710.36	-	-	151,354.11	-
00050	73270	3220	0	6	405,010.57	322,137.20	727,147.77	-	-	365,769.88	-
00050	73270						727,147.77	-	-	365,769.88	-
00050	73270 Total						727,147.77	-	-	365,769.88	-
00050	73272	3220	0	6	2,117,005.85	1,649,296.25	3,766,303.11	-	-	1,920,976.85	-
00050	73272						3,766,303.11	-	-	1,920,976.85	-
00050	73272 Total						3,766,303.11	-	-	1,920,976.85	-
00050	73274	3220	0	6	5,761,934.87	4,739,245.94	10,501,180.81	-	-	5,301,660.81	-
00050	73274						10,501,180.81	-	-	5,301,660.81	-
00050	73274 Total						10,501,180.81	-	-	5,301,660.81	-
00050	73276	3220	0	6	892,442.31	723,958.30	1,616,400.61	-	-	816,201.19	-
00050	73276						1,616,400.61	-	-	816,201.19	-
00050	73276 Total						1,616,400.61	-	-	816,201.19	-
00050	73278	3220	0	6	608,109.65	472,996.17	1,080,405.82	-	-	544,159.21	-
00050	73278						1,080,405.82	-	-	544,159.21	-
00050	73278 Total						1,080,405.82	-	-	544,159.21	-
00050	73280	3220	0	6	507,703.70	406,660.45	914,364.15	-	-	461,793.87	-
00050	73280						914,364.15	-	-	461,793.87	-
00050	73280 Total						914,364.15	-	-	461,793.87	-
00050	73282	3220	0	6	1,894.76	-	1,894.76	-	-	947.38	-
00050	73282						1,894.76	-	-	947.38	-
00050	73282 Total						1,894.76	-	-	947.38	-
00050	73284	3220	0	6	93,671.58	81,353.34	175,024.92	-	-	90,520.15	-
00050	73284						175,024.92	-	-	90,520.15	-
00050	73284 Total						175,024.92	-	-	90,520.15	-
00050	73286	3220	0	6	1,924,664.63	1,510,671.89	3,435,336.52	-	-	1,745,823.69	-
00050	73286						3,435,336.52	-	-	1,745,823.69	-
00050	73286 Total						3,435,336.52	-	-	1,745,823.69	-
00050	73288	3220	0	6	46,443,002.63	37,530,506.97	83,973,509.67	-	-	42,501,276.73	-
00050	73288						83,973,509.67	-	-	42,501,276.73	-
00050	73288 Total						83,973,509.67	-	-	42,501,276.73	-
00050	73290	3220	0	6	386,928.57	328,659.11	715,588.68	-	-	362,659.09	-
00050	73290						715,588.68	-	-	362,659.09	-
00050	73290 Total						715,588.68	-	-	362,659.09	-
00050	73292	3220	0	6	642,785.67	534,771.43	1,177,557.10	-	-	591,637.90	-
00050	73292						1,177,557.10	-	-	591,637.90	-
00050	73292 Total						1,177,557.10	-	-	591,637.90	-
00050	73294	3220	0	6	4,481,960.14	3,555,623.06	8,017,583.20	-	-	4,083,389.70	-
00050	73294						8,017,583.20	-	-	4,083,389.70	-
00050	73294 Total						8,017,583.20	-	-	4,083,389.70	-
00050	73296	3220	0	6	1,013,529.92	801,053.44	1,814,576.36	-	-	924,197.75	-
00050	73296						1,814,576.36	-	-	890,376.61	-
00050	73296 Total						1,814,576.36	-	-	890,376.61	-
00050	73298	3220	0	6	6,836,447.88	5,502,705.57	12,339,153.45	-	-	6,263,383.09	-
00050	73298						12,339,153.45	-	-	6,263,383.09	-
00050	73298 Total						12,339,153.45	-	-	6,263,383.09	-
00050	73300	3220	0	6	3,011,355.06	2,463,562.97	5,474,918.03	-	-	2,765,126.57	-
00050	73300						5,474,918.03	-	-	2,765,126.57	-
00050	73300 Total						5,474,918.03	-	-	2,765,126.57	-
00050	73302	3220	0	6	1,001,627.09	811,882.20	1,813,509.29	-	-	912,001.94	-
00050	73302						1,813,509.29	-	-	912,001.94	-
00050	73302 Total						1,813,509.29	-	-	912,001.94	-
00050	73304	3220	0	6	375,871.34	304,638.69	680,510.02	-	-	344,082.28	-
00050	73304						680,510.02	-	-	344,082.28	-
00050	73304 Total						680,510.02	-	-	344,082.28	-
00050	73306	3220	0	6	1,886,236.35	1,530,128.38	3,416,364.73	-	-	1,734,958.00	-
00050	73306						3,416,364.73	-	-	1,734,958.00	-
00050	73306 Total						3,416,364.73	-	-	1,734,958.00	-
00050	73308	3220	0	6	1,574,054.38	1,210,537.21	2,784,591.59	-	-	1,410,225.14	-
00050	73308						2,784,591.59	-	-	1,410,225.14	-
00050	73308 Total						2,784,591.59	-	-	1,410,225.14	-
00050	73310	3220	0	6	629,619.95	509,802.04	1,139,421.99	-	-	575,474.08	-
00050	73310						1,139,421.99	-	-	575,474.08	-
00050	73310 Total						1,139,421.99	-	-	575,474.08	-
00050	73312	3220	0	6	1,371,354.11	994,539.64	2,366,043.75	-	-	1,174,600.67	-
00050	73312						2,366,043.75	-	-	1,174,600.67	-
00050	73312 Total						2,366,043.75	-	-	1,174,600.67	-
00050	73314	3220	0	6	15,186,687.84	12,932,470.38	28,079,279.80	-	-	13,972,855.77	-
00050	73314						28,079,279.80	-	-	13,972,855.77	-
00050	73314 Total						28,079,279.80	-	-	13,972,855.77	-
00050	73372	7010	0	6	15,186,687.84	12,932,470.38	28,079,279.80	-	-	13,972,855.77	-
00050	73372										

AUDITOR OF STATE
AGENCY APPROPRIATION AND ALLOTMENT TRIAL BALANCE REPORT
 July 1, 2013 through June 30, 2014 (Budget Year 2014; Run Date 7/13/14)

BU	PS FUND	PS Fund Name	CAFR Fund	PT	CTRL	APPROPRIATIONS	APPR BALANCE	ALLOTMENTS	PRE-ENCUMBRANCE	ENCUMBRANCES	EXPENDITURES	ALLOT BALANCE
00055	11660	OFFICE OF MANAGEMENT & BUDGET	1000	2	3	174,774.82	80,498.36	9,416.07	-	-	9,416.07	-
00055	11660	OFFICE OF MANAGEMENT & BUDGET	1000	3	3	-	-	24,391.73	-	-	24,391.73	-
00055	11660	OFFICE OF MANAGEMENT & BUDGET	1000	4	3	-	-	686.13	-	-	686.13	-
00055	11660	OFFICE OF MANAGEMENT & BUDGET	1000	9	3	-	-	59,782.53	-	-	59,782.53	-
	11660 Total					979,141.00	80,498.36	899,642.64	-	-	899,642.64	-
00056	13140	OFC OF STATE-BASED INITIATIVES	1000	0	3	91,320.00	21,060.38	-	-	-	-	-
00056	13140	OFC OF STATE-BASED INITIATIVES	1000	1	3	-	-	69,237.29	-	-	69,237.29	-
00056	13140	OFC OF STATE-BASED INITIATIVES	1000	3	3	-	-	294.00	-	-	294.00	-
00056	13140	OFC OF STATE-BASED INITIATIVES	1000	9	3	-	-	728.33	-	-	728.33	-
	13140 Total					91,320.00	21,060.38	70,259.62	-	-	70,259.62	-
00057	10020	BUDGET COMMITTEE	1000	0	3	46,000.00	17,236.47	-	-	-	-	-
00057	10020	BUDGET COMMITTEE	1000	1	3	-	-	19,069.54	-	-	19,069.54	-
00057	10020	BUDGET COMMITTEE	1000	4	3	-	-	62.50	-	-	62.50	-
00057	10020	BUDGET COMMITTEE	1000	9	3	-	-	9,631.49	-	-	9,631.49	-
	10020 Total					46,000.00	17,236.47	28,763.53	-	-	28,763.53	-
00057	10460	ADJUSTMENTS TO SURPLUS	1000	0	3	137,260,438.53	137,260,438.53	-	-	-	-	-
00057	10460	ADJUSTMENTS TO SURPLUS	1000	1	3	137,260,438.53	137,260,438.53	-	-	-	-	-
00057	10520	STATE BUDGET AGENCY	1000	2	3	2,370,869.79	158,330.21	2,370,869.79	-	-	2,370,869.79	-
00057	10520	STATE BUDGET AGENCY	1000	3	3	322,461.00	21,171.29	17,076.04	-	-	17,076.04	-
00057	10520	STATE BUDGET AGENCY	1000	4	3	-	-	133,809.88	-	54,242.38	79,560.50	-
00057	10520	STATE BUDGET AGENCY	1000	5	3	-	-	49,859.76	-	-	49,859.76	-
00057	10520	STATE BUDGET AGENCY	1000	7	3	-	-	9,573.00	-	-	9,573.00	-
00057	10520	STATE BUDGET AGENCY	1000	8	3	-	-	1,500.00	-	-	1,500.00	-
00057	10520	STATE BUDGET AGENCY	1000	9	3	-	-	3,000.00	-	-	3,000.00	-
	10520 Total					2,851,685.00	179,501.50	2,672,173.60	92.49	54,334.87	2,616,492.18	1,352.45
00057	10790	GIGA POP PROJECT	1000	0	3	656,158.00	-	656,158.00	-	-	656,158.00	-
00057	10790	GIGA POP PROJECT	1000	6	3	-	-	656,158.00	-	-	656,158.00	-
	10790 Total					656,158.00	-	656,158.00	-	-	656,158.00	-
00057	11580	WORKFORCE CENTERS	1000	0	3	732,794.00	-	-	-	-	-	-
00057	11580	WORKFORCE CENTERS	1000	6	3	-	-	732,794.00	-	-	732,794.00	-
	11580 Total					732,794.00	-	732,794.00	-	-	732,794.00	-
00057	11650	MIDWEST HIGHER EDUC COMM (MHEC)	1000	0	3	95,000.00	-	95,000.00	-	-	95,000.00	-
00057	11650	MIDWEST HIGHER EDUC COMM (MHEC)	1000	6	3	-	-	95,000.00	-	-	95,000.00	-
	11650 Total					95,000.00	-	95,000.00	-	-	95,000.00	-
00057	11680	3% OF MEDICAID REIMB FROM SCHL	1000	0	5	502,585.08	502,585.08	-	-	-	-	-
00057	11680	3% OF MEDICAID REIMB FROM SCHL	1000	5	5	502,585.08	502,585.08	-	-	-	-	-
	11680 Total					502,585.08	502,585.08	-	-	-	-	-
00057	12180	AIRPORT FACILITIES LEASE	1000	0	5	21,229,746.00	-	21,229,746.00	-	-	21,229,746.00	-
00057	12180	AIRPORT FACILITIES LEASE	1000	6	5	-	-	21,229,746.00	-	-	21,229,746.00	-
	12180 Total					21,229,746.00	-	21,229,746.00	-	-	21,229,746.00	-
00057	12195	Southern IN Educ. Alliance	1000	0	3	1,090,452.00	-	1,090,452.00	-	-	1,090,452.00	-
00057	12195	Southern IN Educ. Alliance	1000	3	3	-	-	1,090,452.00	-	-	1,090,452.00	-
	12195 Total					1,090,452.00	-	1,090,452.00	-	-	1,090,452.00	-
00057	14310	AVIATION TECHNOLOGY	1000	0	5	1,537,777.00	5,097.40	1,532,679.60	-	-	1,532,679.60	-
00057	14310	AVIATION TECHNOLOGY	1000	7	5	-	-	1,532,679.60	-	-	1,532,679.60	-
	14310 Total					1,537,777.00	5,097.40	1,532,679.60	-	-	1,532,679.60	-
00057	14710	DEGREE LINK	1000	0	3	460,245.00	-	460,245.00	-	-	460,245.00	-
00057	14710	DEGREE LINK	1000	6	3	-	-	460,245.00	-	-	460,245.00	-
	14710 Total					460,245.00	-	460,245.00	-	-	460,245.00	-
00057	16400	HEALTHCARE CONTINGENCY CHOICE	1000	0	5	0.57	0.57	-	-	-	-	-
00057	16400	HEALTHCARE CONTINGENCY CHOICE	1000	5	5	0.57	0.57	-	-	-	-	-
	16400 Total					0.57	0.57	-	-	-	-	-
00057	17070	COMPREHENSIVE HLTH INS ASSOC S	1000	0	4	44,627,981.00	500,000.00	-	-	-	-	-
00057	17070	COMPREHENSIVE HLTH INS ASSOC S	1000	6	4	-	-	44,127,981.00	-	-	44,127,981.00	-
	17070 Total					44,627,981.00	500,000.00	44,127,981.00	-	-	44,127,981.00	-
00057	17220	MEDICAID RESERVE CONTIN FUND	1000	0	5	445,000,000.00	445,000,000.00	-	-	-	-	-
00057	17220	MEDICAID RESERVE CONTIN FUND	1000	5	5	445,000,000.00	445,000,000.00	-	-	-	-	-
	17220 Total					445,000,000.00	445,000,000.00	-	-	-	-	-
00057	17910	LOTTERY COMMISSION	1000	0	5	55.71	55.71	-	-	-	-	-
00057	17910	LOTTERY COMMISSION	1000	5	5	55.71	55.71	-	-	-	-	-
	17910 Total					55.71	55.71	-	-	-	-	-
00057	18203	OUTSIDE BILL CONTINGENCY	1000	0	4	1.00	1.00	-	-	-	-	-
00057	18203	OUTSIDE BILL CONTINGENCY	1000	4	4	1.00	1.00	-	-	-	-	-
	18203 Total					1.00	1.00	-	-	-	-	-
00057	18214	DEPT/INSTITUTIONAL CONT FUND	1000	0	4	1,000,000.00	999,370.06	629.94	-	-	629.94	-
00057	18214	DEPT/INSTITUTIONAL CONT FUND	1000	4	4	1,000,000.00	999,370.06	629.94	-	-	629.94	-
	18214 Total					1,000,000.00	999,370.06	629.94	-	-	629.94	-
00057	18215	PERSONL SRVS/FRINGE CONTG FUN	1000	0	5	96,297,797.27	96,297,797.27	-	-	-	-	-
00057	18215	PERSONL SRVS/FRINGE CONTG FUN	1000	5	5	96,297,797.27	96,297,797.27	-	-	-	-	-
	18215 Total					96,297,797.27	96,297,797.27	-	-	-	-	-
00057	19300	09 & Prior GF Construction	1000	0	7	18,949.95	18,949.95	-	-	-	-	-
00057	19300	09 & Prior GF Construction	1000	7	7	18,949.95	18,949.95	-	-	-	-	-
	19300 Total					18,949.95	18,949.95	-	-	-	-	-
00057	19001	2011 GF - Gen Gov Construct	1000	0	7	5,056,836.00	5,056,836.00	-	-	-	-	-
00057	19001	2011 GF - Gen Gov Construct	1000	7	7	5,056,836.00	5,056,836.00	-	-	-	-	-
	19001 Total					5,056,836.00	5,056,836.00	-	-	-	-	-
00057	19002	2011 GF - Public Safety Constr	1000	0	7	135,000.00	135,000.00	-	-	-	-	-
00057	19002	2011 GF - Public Safety Constr	1000	7	7	135,000.00	135,000.00	-	-	-	-	-
	19002 Total					135,000.00	135,000.00	-	-	-	-	-
00057	19003	2011 GF - Cons & Envr Constr	1000	0	7	10,036,106.00	10,036,106.00	-	-	-	-	-
00057	19003	2011 GF - Cons & Envr Constr	1000	7	7	10,036,106.00	10,036,106.00	-	-	-	-	-
	19003 Total					10,036,106.00	10,036,106.00	-	-	-	-	-
00057	30302	2013 Build IN Fund Construct	3880	0	7	530,000.00	530,000.00	-	-	-	-	-
00057	30302	2013 Build IN Fund Construct	3880	7	7	530,000.00	530,000.00	-	-	-	-	-
	30302 Total					530,000.00	530,000.00	-	-	-	-	-
00057	30310	SCHOOL & LIBRARY INTERNET CONN	3880	0	3	500.00	500.00	-	-	-	-	-
00057	30310	SCHOOL & LIBRARY INTERNET CONN	3880	3	3	500.00	500.00	-	-	-	-	-
	30310 Total					500.00	500.00	-	-	-	-	-
00057	30340	LOTTERY & GAMING SURPLUS ACCT	3880	0	6	236,862,978.37	(249,503,314.67)	486,366,294.04	-	-	236,212,440.00	250,153,854.04
00057	30340	LOTTERY & GAMING SURPLUS ACCT	3880	6	6	236,862,978.37	(249,503,314.67)	486,366,294.04	-	-	236,212,440.00	250,153,854.04
	30340 Total					236,862,978.37	(249,503,314.67)	486,366,294.04	-	-	236,212,440.00	250,153,854.04
00057	30410	TOBACCO MASTER SETTLEMENT TRUS	6330	0	3	8,740,207.3						

AUDITOR OF STATE
AGENCY APPROPRIATION AND ALLOTMENT TRIAL BALANCE REPORT
 July 1, 2013 through June 30, 2014 (Budget Year 2014; Run Date 7/13/14)

BU	PS FUND	PS Fund Name	CAFR Fund	PT	CTRL	APPROPRIATIONS	APPR BALANCE	ALLOTMENTS	PRE-ENCUMBRANCE	ENCUMBRANCES	EXPENDITURES	ALLOT BALANCE
00057	30410 Total		6330	2	4	8,740,207.39	8,740,207.39	-	-	-	-	-
00057	30447	Teaching and Trauma Hospital F	6330	2	4	250,000.00	250,000.00	-	-	-	-	-
00057	30460	09 & Prior Reg Hlth CareConstr	6330	0	7	250,000.00	250,000.00	-	-	-	-	-
00057	30501	2011 St Hwy Fnd Construct	4000	0	7	3,000,000.00	3,000,000.00	-	-	-	-	-
00057	30513	09 & Prior St Hwy Construct	4000	0	7	2,996,142.00	2,996,142.00	-	-	-	-	-
00057	30610	MAJOR MOVES CONSTRUCTION FUND	4280	0	3	2,996,142.00	2,996,142.00	-	-	-	-	-
00057	30610	MAJOR MOVES CONSTRUCTION FUND	4280	3	3	6,792,286.00	6,792,286.00	-	-	-	-	-
00057	30610	MAJOR MOVES CONSTRUCTION FUND	4280	6	3	36,165,367.69	5,600,000.00	161,356.50	-	-	161,356.50	-
00057	43810	COAL TECHNOLOGY RESEARCH FUND	5910	0	5	36,165,367.69	5,600,000.00	30,404,212.19	-	-	30,404,212.19	-
00057	43810	COAL TECHNOLOGY RESEARCH FUND	5910	3	5	42,371.44	19,672.66	22,698.78	-	-	22,698.78	-
00057	43810	COAL TECHNOLOGY RESEARCH FUND	5910	5	5	42,371.44	19,672.66	22,698.78	106.62	-	22,805.40	-
00057	43850	NCSL EDUCATION STUDY	6000	0	6	57,452.99	57,452.99	-	-	-	-	-
00057	43855	Accounting Centralization	5160	0	6	57,452.99	57,452.99	-	-	-	-	-
00057	43855	Accounting Centralization	5160	1	5	468,356.36	68,656.10	-	-	-	-	-
00057	43955	EXON OIL OVERCHARGE FUND	6000	0	6	468,356.36	68,656.10	389,720.88	-	-	389,720.88	-
00057	44270	DIAMOND SHAMROCK FUEL OVERCHG	6000	0	6	29,965.05	27,925.13	389,720.88	-	-	389,720.88	-
00057	44300	STRIPPER WELL FUND	6000	0	6	29,965.05	27,925.13	389,720.88	-	-	389,720.88	-
00057	44540	44300	6000	0	6	5,934.97	5,934.97	2,640.92	-	-	2,640.92	-
00057	44540	44540	6000	0	6	5,934.97	5,934.97	2,640.92	-	-	2,640.92	-
00057	46840	ENCOMPASS PROJECT	6000	0	6	213,021.85	197,726.46	15,295.39	-	-	15,295.39	-
00057	46840	ENCOMPASS PROJECT	6000	0	6	213,021.85	197,726.46	15,295.39	-	-	15,295.39	-
00057	48060	DATABASE MGMT/LOCAL GOV FINANC	6000	0	5	791,140.18	741,527.10	49,613.08	-	-	49,613.08	-
00057	48060	DATABASE MGMT/LOCAL GOV FINANC	6000	0	5	791,140.18	741,527.10	49,613.08	-	-	49,613.08	-
00057	48070	ASSESSMENT TRAINING	6000	0	5	274,160.74	274,160.74	-	-	-	-	-
00057	48070	ASSESSMENT TRAINING	6000	0	5	274,160.74	274,160.74	-	-	-	-	-
00057	48070	ASSESSMENT TRAINING	6000	1	5	1,414,091.20	615,465.20	798,626.00	-	-	798,626.00	-
00057	48600	COLTS LICENSE PLATE FUND	9116	0	6	1,414,091.20	615,465.20	798,626.00	-	-	798,626.00	-
00057	48600	COLTS LICENSE PLATE FUND	9116	0	6	1,802,680.00	355,520.00	1,447,160.00	-	-	1,447,160.00	-
00057	54410	STATE TUITION RESERVE FUND	6650	0	5	1,802,680.00	355,520.00	1,447,160.00	-	-	1,447,160.00	-
00057	54410	STATE TUITION RESERVE FUND	6650	0	5	150,000,000.00	150,000,000.00	-	-	-	-	-
00057	55910	Mortgage Foreclosure Multi.	5450	0	5	150,000,000.00	150,000,000.00	-	-	-	-	-
00057	58018	MDWST INST NANOTECHNOLOGY	8000	0	7	21,009,151.51	21,009,151.51	-	-	-	-	-
00057	58018	MDWST INST NANOTECHNOLOGY	8000	0	7	21,009,151.51	21,009,151.51	-	-	-	-	-
00057	58020	School Improvement Programs	8000	0	7	4,362.03	4,362.03	-	-	-	-	-
00057	58056	Universities ARRA 84.394	8000	0	7	18,744.12	18,744.12	-	-	-	-	-
00057	58056	Universities ARRA 84.394	8000	0	7	18,744.12	18,744.12	-	-	-	-	-
00057	58610	RETIREE HEALTH BENEFIT TRUST	6950	0	4	349,153.56	349,153.56	-	-	-	-	-
00057	58610	RETIREE HEALTH BENEFIT TRUST	6950	1	4	349,153.56	349,153.56	-	-	-	-	-
00057	58610	RETIREE HEALTH BENEFIT TRUST	6950	3	4	24,985,000.00	10,691,059.57	14,293,940.43	-	-	14,293,940.43	-
00057	70321	2011 St Pol Bldg Fnd Constr	3260	0	7	24,985,000.00	10,691,059.57	14,293,940.43	-	-	14,293,940.43	-
00057	70322	2013 St Pol Bldg Fnd Constr	3260	0	7	124,617.43	124,617.43	-	-	-	-	-
00057	70411	2011 Law Enforce Train Constr	3280	0	7	37,530.99	37,530.99	-	-	-	-	-
00057	70412	2013 Law Enforce Train Constr	3280	0	7	37,530.99	37,530.99	-	-	-	-	-
00057	70412	2013 Law Enforce Train Constr	3280	0	7	6,396.01	6,396.01	-	-	-	-	-
00057	70412	2013 Law Enforce Train Constr	3280	0	7	6,396.01	6,396.01	-	-	-	-	-
00057	70501	2011 Post War Fund Constr	3800	0	7	326,133.38	326,133.38	-	-	-	-	-
00057	70502	2013 Post War Fund Constr	3800	0	7	326,133.38	326,133.38	-	-	-	-	-
00057	70520	09 & Prior Postwar Construct	3800	0	7	6,362,149.20	6,362,149.20	-	-	-	-	-
00057	70520	09 & Prior Postwar Construct	3800	0	7	6,362,149.20	6,362,149.20	-	-	-	-	-
00057	70523	Town of Rockville's Sewer Proj	3800	0	7	661,126.00	661,126.00	-	-	-	-	-
00057	70722	2013 Vets Home Construct	3950	0	7	3,139,624.04	3,139,624.04	-	-	-	-	-
00057	70722	2013 Vets Home Construct	3950	0	7	3,139,624.04	3,139,624.04	-	-	-	-	-
00057	73010	COUNTY OPTION INCOME TAX	9100	0	6	5,603.44	5,603.44	-	-	-	-	-
00057	73022	COUNTY ADJ INCOME TAX	9100	0	6	4,892,072.62	4,892,072.62	-	-	-	-	-
00057	73030	COUNTY ECON DEVEL INCOME TAX	9100	0	6	4,892,072.62	4,892,072.62	-	-	-	-	-
00057	73040	PRE-CY2013 LOIT RESV NOT DSTRB	9100	0	6	96,744,059.95	96,744,059.95	-	-	-	-	-
00057	73041	CY2013 LOIT RESERVE NOT DSTRB	9100	0	6	96,744,059.95	96,744,059.95	-	-	-	-	-
00057	73110	ALLEN COUNTY PSCDA	2790	0	6	225,560,724.00	111,209,890.50	115,350,833.50	-	-	3,000,000.00	-
00057	73110	ALLEN COUNTY PSCDA	2790	0	6	225,560,724.00	111,209,890.50	115,350,833.50	-	-	3,000,000.00	-

AUDITOR OF STATE
AGENCY APPROPRIATION AND ALLOTMENT TRIAL BALANCE REPORT
 July 1, 2013 through June 30, 2014 (Budget Year 2014; Run Date 7/13/14)

BU	PS FUND	PS Fund Name	CAFR Fund	PT	CTRL	APPROPRIATIONS	APPR BALANCE	ALLOTMENTS	PRE-ENCUMBRANCE	ENCUMBRANCES	EXPENDITURES	ALLOT BALANCE
00057	73110 Total							6,000,000.00			3,000,000.00	3,000,000.00
	73130	INDIANAPOLIS PSCDA	2790	0	6			30,966.814,000			15,483,407.00	15,483,407.00
00057	73140 Total							30,966.814,000			15,483,407.00	15,483,407.00
	73140	SOUTH BEND PSCDA	2790	0	6			1,212,964.000			606,482.00	606,482.00
00057	73150 Total							1,212,964.000			606,482.00	606,482.00
	73150	EVANSVILLE PSCDA	2790	0	6	246,542.000	638.00	245,904.000			122,952.00	122,952.00
00061	10560	DEPARTMENT OF ADMINISTRATION	1000	1	3	8,650,620.000		8,650,620.000			8,650,620.000	
00061	10560	DEPARTMENT OF ADMINISTRATION	1000	2	3	11,014,306.82	771,959.54	11,014,306.82			11,014,306.82	
00061	10560	DEPARTMENT OF ADMINISTRATION	1000	3	3	3,057,025.07		3,057,025.07		352,330.92	2,704,694.15	0.47
00061	10560	DEPARTMENT OF ADMINISTRATION	1000	4	3	187,057.48		187,057.48		1,624.83	185,432.65	
00061	10560	DEPARTMENT OF ADMINISTRATION	1000	5	3	17,558.00		17,558.00			17,558.00	
00061	10560	DEPARTMENT OF ADMINISTRATION	1000	7	3	1,894.00		1,894.00			1,894.00	
00061	10560	DEPARTMENT OF ADMINISTRATION	1000	8	3	2,358.00		2,358.00			2,358.00	
00061	10560	DEPARTMENT OF ADMINISTRATION	1000	9	3	674,170.09		674,170.09		3,110.22	671,059.87	
00061	10560 Total					24,377,128.00	771,959.54	23,605,168.46		357,065.97	23,248,102.49	0.47
	11640	DEPT OF CORR OMBUDSMAN BUREAU	1000	1	3	147,710.34		146,539.92			146,539.92	
00061	11640	DEPT OF CORR OMBUDSMAN BUREAU	1000	2	3	3,462.66		244.84			244.84	
00061	11640	DEPT OF CORR OMBUDSMAN BUREAU	1000	4	3			2,782.76			2,782.76	
00061	11640	DEPT OF CORR OMBUDSMAN BUREAU	1000	9	3			150,002.48			150,002.48	
00061	11760	COLUMBUS LEARNING CTR LEASE PM	1000	0	3	4,899,000.00		4,899,000.00			4,899,000.00	
00061	11760	COLUMBUS LEARNING CTR LEASE PM	1000	9	3	4,899,000.00		4,899,000.00			4,899,000.00	
00061	11760 Total					9,798,000.00		9,798,000.00			9,798,000.00	
00061	13069	Bicentennial Commission	1000	0	3	242,450.00	11,142.05	187,998.42			187,998.42	
00061	13069	Bicentennial Commission	1000	1	3			1,215.78			1,215.78	
00061	13069	Bicentennial Commission	1000	2	3			39,095.50		3,046.00	36,049.50	
00061	13069	Bicentennial Commission	1000	3	3			1,543.98			1,543.98	
00061	13069	Bicentennial Commission	1000	4	3			1,454.27			1,454.27	
00061	13069	Bicentennial Commission	1000	9	3			231,307.95		3,046.00	228,261.95	
00061	13071	Indiana Bar Foundation	1000	0	3	300,000.00	9,000.00	291,000.00			291,000.00	
00061	13071	Indiana Bar Foundation	1000	7	3			291,000.00			291,000.00	
00061	13071 Total					300,000.00	9,000.00	291,000.00			291,000.00	
00061	14544	DCS OMBUDSMAN BUREAU	1000	0	3	215,675.00	715.03	211,256.65			211,256.65	
00061	14544	DCS OMBUDSMAN BUREAU	1000	1	3			943.57			943.57	
00061	14544	DCS OMBUDSMAN BUREAU	1000	2	3			450.00			450.00	
00061	14544	DCS OMBUDSMAN BUREAU	1000	8	3			2,309.75			2,309.75	
00061	14544	DCS OMBUDSMAN BUREAU	1000	9	3			214,959.97			214,959.97	
00061	14544 Total					215,675.00	715.03	211,256.65			211,256.65	
00061	15660	PARKING GARAGE-LEASE PAYMENT	1000	0	5	813,540.00		813,540.00			813,540.00	
00061	15660	PARKING GARAGE-LEASE PAYMENT	1000	3	5			813,540.00			813,540.00	
00061	15660 Total					813,540.00		813,540.00			813,540.00	
00061	15800	SOBC LEASE WABASH VALLEY	1000	0	5			75,924,390.73			75,924,390.73	
00061	15800	SOBC LEASE WABASH VALLEY	1000	7	5			35,041,288.47			35,041,288.47	
00061	15800	SOBC LEASE WABASH VALLEY	1000	9	5			110,965,679.20			110,965,679.20	
00061	15800 Total					110,965,679.20		110,965,679.20			110,965,679.20	
00061	15870	SOBC LEASE GOVT CENTER NORTH	1000	0	5			2,476,080.00			2,476,080.00	
00061	15870	SOBC LEASE GOVT CENTER NORTH	1000	3	5			2,476,080.00			2,476,080.00	
00061	15870 Total					2,476,080.00		2,476,080.00			2,476,080.00	
00061	16210	SOBC LEASE GOVT CENTER SOUTH	1000	0	5		0.68	2,596,080.00			2,596,080.00	
00061	16210	SOBC LEASE GOVT CENTER SOUTH	1000	3	5		0.68	2,596,080.00			2,596,080.00	
00061	16210 Total					2,596,080.68	0.68	2,596,080.00			2,596,080.00	
00061	17230	GMS 98-99	1000	0	5			25,410.25			25,410.25	
00061	17230	GMS 98-99	1000	2	5			25,410.25			25,410.25	
00061	17230 Total					25,410.25		25,410.25			25,410.25	
00061	17290	IDOA PARKING FACILITIES	1000	0	5	1,644,882.46	93,133.16	1,551,749.30			1,548,771.05	
00061	17290	IDOA PARKING FACILITIES	1000	1	5			726,984.68			726,984.68	
00061	17290	IDOA PARKING FACILITIES	1000	2	5			753,806.53			753,806.53	
00061	17290	IDOA PARKING FACILITIES	1000	3	5			13,463.20		101.45	13,361.75	
00061	17290	IDOA PARKING FACILITIES	1000	4	5			20,410.46		2,379.04	18,031.42	
00061	17290	IDOA PARKING FACILITIES	1000	9	5			37,084.43			36,596.67	
00061	17290 Total					1,644,882.46	93,133.16	1,551,749.30		2,975.25	1,548,771.05	
00061	17330	PAPER RECYCLING	1000	0	5	105,294.10	277,730.50	56,826.08			56,826.08	
00061	17330	PAPER RECYCLING	1000	2	5			1,200.00			1,200.00	
00061	17330	PAPER RECYCLING	1000	3	5			19,532.32			19,532.32	
00061	17330	PAPER RECYCLING	1000	4	5			77,663.60			77,663.60	
00061	17330 Total					105,294.10	277,730.50	56,826.08			56,826.08	
00061	19040	IDOA GF Const Fund	1000	0	7	1,408,323.34	450,981.95	957,341.39			957,341.39	
00061	19041	Dept of Admin GF PM	1000	0	7	4,768,826.71	305,042.66	4,463,783.85			4,463,783.85	
00061	19041 Total					6,177,150.05	756,024.61	5,021,125.24			5,021,125.24	
00061	3035A	IDOA BIF Fund	3880	0	7	1,367.70	1,367.70	1,367.70			1,367.70	
00061	3035A Total					1,367.70	1,367.70	1,367.70			1,367.70	
00061	30462	SOBC EVANSVILLE STATE HOSPITAL	6330	0	7	12,229,963.00	1.44	12,229,963.56			12,229,963.56	
00061	30462 Total					12,229,963.00	1.44	12,229,963.56			12,229,963.56	
00061	43410	SALE OF STATE PROPERTY	5120	0	6	458,957.30	154,705.41	304,251.89		257.28	159,916.95	
00061	43410 Total					458,957.30	154,705.41	304,251.89		257.28	159,916.95	
00061	43410 Total					458,957.30	154,705.41	304,251.89		257.28	159,916.95	

AUDITOR OF STATE
AGENCY APPROPRIATION AND ALLOTMENT TRIAL BALANCE REPORT
 July 1, 2013 through June 30, 2014 (Budget Year 2014; Run Date 7/13/14)

BU	PS FUND	PS Fund Name	CAFR Fund	PT	CTRL	APPROPRIATIONS	APPR BALANCE	ALLOTMENTS	PRE-ENCUMBRANCE	ENCUMBRANCES	EXPENDITURES	ALLOT BALANCE
00061	43610	WAR SURPLUS	5280	0	6	329,637.22	(166,097.02)	495,734.24	-	-	224,860.57	270,883.67
00061	44030	DONATIONS-STATE HOUSE CHAPEL	6000	0	6	3,800.46	3,800.46	-	-	-	224,860.57	270,883.67
00061	45700	GARAGE ACCESS CARDS	6000	0	6	3,800.46	3,800.46	-	-	-	-	-
00061	45890	DOA CONFERENCES	6000	0	6	56,220.02	56,220.02	-	-	-	56,220.02	-
00061	47960	CKS IN LIEU OF PERFORMANCE BON	6000	0	6	26,411.66	12,973.66	13,438.00	-	-	9,636.00	3,600.00
00061	48280	PROCUREMENT REBATES	6000	0	6	173,400.00	173,400.00	-	-	-	9,636.00	3,600.00
00061	71620	GENERAL SERVICES ROTARY	5220	0	5	2,837,304.51	(817,227.37)	3,655,131.88	487,906.26	-	1,861,276.87	1,325,946.75
00061	71620	GENERAL SERVICES ROTARY	5220	9	5	17,638,204.97	106,474.71	17,532,730.26	487,906.26	-	1,861,276.87	1,325,946.75
00061	71630	MOTOR POOL REVOLVING ROTARY	5220	0	5	3,077,971.04	1,061,087.81	17,532,730.26	-	-	17,532,730.26	-
00061	71630	MOTOR POOL REVOLVING ROTARY	5220	1	5	-	-	838,182.39	-	-	838,182.39	-
00061	71630	MOTOR POOL REVOLVING ROTARY	5220	2	5	-	-	157,531.92	-	-	157,531.92	-
00061	71630	MOTOR POOL REVOLVING ROTARY	5220	3	5	-	-	825,424.05	19,253.10	-	13,926.52	-
00061	71630	MOTOR POOL REVOLVING ROTARY	5220	4	5	-	-	65,669.31	33,642.59	-	700,068.93	-
00061	71630	MOTOR POOL REVOLVING ROTARY	5220	5	5	-	-	108,894.85	1,685.38	-	55,669.31	-
00061	71630	MOTOR POOL REVOLVING ROTARY	5220	9	5	-	-	1,996,783.23	54,786.07	-	107,203.47	-
00062	10580	PUBLIC RECORDS COMMISSION	1000	1	3	1,081,087.81	1,081,087.81	1,453,823.86	-	-	1,940,656.63	1,541.53
00062	10580	PUBLIC RECORDS COMMISSION	1000	2	3	28,397.66	28,397.66	47,364.01	-	-	47,364.01	-
00062	10580	PUBLIC RECORDS COMMISSION	1000	3	3	-	-	2,785.43	449.50	-	2,335.93	-
00062	10580	PUBLIC RECORDS COMMISSION	1000	4	3	-	-	20,476.37	64.50	-	20,411.87	-
00062	10580	PUBLIC RECORDS COMMISSION	1000	9	3	-	-	30,541.67	650.27	-	29,891.40	-
00062	10580	PUBLIC RECORDS COMMISSION	1000	3	3	1,583,385.00	28,397.66	1,554,991.34	1,164.27	-	1,553,827.07	-
00062	17880	PHOTO LABORATORY FUND	1000	0	5	486,727.09	47,055.30	-	-	-	-	-
00062	17880	PHOTO LABORATORY FUND	1000	1	5	-	-	87,871.27	0.01	-	87,871.26	-
00062	17880	PHOTO LABORATORY FUND	1000	2	5	-	-	8,874.23	-	-	8,874.23	-
00062	17880	PHOTO LABORATORY FUND	1000	3	5	-	-	209,930.52	9,897.56	-	200,032.96	-
00062	17880	PHOTO LABORATORY FUND	1000	4	5	-	-	113,709.95	108.13	-	113,601.82	-
00062	17880	PHOTO LABORATORY FUND	1000	5	5	-	-	1,336.00	-	-	1,336.00	-
00062	17880	PHOTO LABORATORY FUND	1000	7	5	-	-	5,000.00	5,000.00	-	-	-
00062	17880	PHOTO LABORATORY FUND	1000	9	5	-	-	22,949.82	272.29	-	22,677.53	-
00062	17880	PHOTO LABORATORY FUND	1000	9	5	486,727.09	47,055.30	449,671.79	15,277.99	-	434,393.80	-
00062	19000	ICPR GF Constr Fund	1000	0	7	184,334.00	184,334.00	184,334.00	-	-	184,334.00	-
00062	43970	RECORDS INVENTORY	6000	0	5	27,287.42	27,287.42	7,908.24	-	-	7,908.24	-
00062	43970	RECORDS INVENTORY	6000	7	5	35,634.04	-	438.38	-	-	-	-
00062	60640	IPRC NAR Fed Fund	8045	0	7	35,634.04	27,287.42	8,346.62	438.38	-	7,908.24	-
00063	10590	ELECTION DIVISION	1000	1	3	868,165.54	868,165.54	75,680.76	-	-	75,680.76	-
00063	10590	ELECTION DIVISION	1000	2	3	104,110.01	-	19,454.70	-	-	19,454.70	-
00063	10590	ELECTION DIVISION	1000	3	3	-	-	7,335.80	-	-	7,335.80	-
00063	10590	ELECTION DIVISION	1000	4	3	-	-	11,348.73	-	-	11,348.73	-
00063	10590	ELECTION DIVISION	1000	5	3	-	-	1,951.00	-	-	1,951.00	-
00063	10590	ELECTION DIVISION	1000	9	3	-	-	64,019.78	-	-	64,019.78	-
00063	10590	ELECTION DIVISION	1000	9	3	962,275.55	-	962,275.55	-	-	962,275.55	-
00063	13072	Volter Registration System	1000	0	3	2,500,000.00	5,272.00	-	-	-	2,494,728.00	-
00063	13072	Volter Registration System	1000	3	3	2,500,000.00	5,272.00	2,494,728.00	24,793.48	-	2,469,934.52	-
00063	13073	Volter Outreach and Education	1000	0	3	750,000.00	150,000.00	-	-	-	-	-
00063	13073	Volter Outreach and Education	1000	3	3	-	-	531,990.99	531,990.99	-	67,773.72	-
00063	13073	Volter Outreach and Education	1000	4	3	-	-	235.29	-	-	235.29	-
00063	13073	Volter Outreach and Education	1000	9	3	-	-	600,000.00	551,990.99	-	68,009.01	-
00063	13074	Volter System Technical Oversight	1000	0	3	500,000.00	-	-	-	-	63,052.33	-
00063	13074	Volter System Technical Oversight	1000	3	3	500,000.00	-	436,947.67	-	-	63,052.33	-
00063	13074	Volter System Technical Oversight	1000	7	3	-	-	500,000.00	436,947.67	-	63,052.33	-
00063	14550	NATIONAL VOTER REGISTRATION PR	1000	0	3	2,100,000.00	-	-	-	-	1,637,888.81	-
00063	14550	NATIONAL VOTER REGISTRATION PR	1000	3	3	-	-	2,097,987.00	460,608.19	-	2,003.00	-
00063	14550	NATIONAL VOTER REGISTRATION PR	1000	9	3	-	-	107,012.98	-	-	1,639,563.80	-
00063	14550	NATIONAL VOTER REGISTRATION PR	1000	9	3	2,100,000.00	-	2,097,987.00	460,608.19	-	1,639,563.80	-
00063	14550	NATIONAL VOTER REGISTRATION PR	1000	9	3	2,100,000.00	-	2,097,987.00	460,608.19	-	1,639,563.80	-
00063	44790	INSTRUCIONAL CONFERENCE	6000	0	6	58,435.00	58,435.00	117,016.88	-	-	58,435.00	-
00063	44790	INSTRUCIONAL CONFERENCE	6000	0	6	58,435.00	58,435.00	117,016.88	-	-	58,435.00	-
00063	45440	CAMPAIGN FINANCE ENFORCEMENT	6000	0	6	20,465.32	15,887.50	36,053.82	-	-	17,420.54	-
00063	45440	CAMPAIGN FINANCE ENFORCEMENT	6000	0	6	20,465.32	15,887.50	36,053.82	-	-	17,420.54	-
00063	60300	IEC Elec Assit Comm Fund	8090	0	7	267,623.98	263,592.25	4,031.73	-	-	4,031.73	-
00063	60300	IEC Elec Assit Comm Fund	8090	0	7	267,623.98	263,592.25	4,031.73	-	-	4,031.73	-
00063	60310	IEC DHHS Fund	8093	0	7	453,290.34	184,407.18	268,883.16	-	-	268,883.16	-
00063	60310	IEC DHHS Fund	8093	0	7	453,290.34	184,407.18	268,883.16	-	-	268,883.16	-
00064	11180	PUBLIC ACCESS COUNSELOR	1000	1	3	-	-	129,908.21	-	-	129,908.21	-
00064	11180	PUBLIC ACCESS COUNSELOR	1000	2	3	-	-	2,729.72	-	-	2,729.72	-
00064	11180	PUBLIC ACCESS COUNSELOR	1000	3	3	-	-	3,598.77	-	-	3,598.77	-
00064	11180	PUBLIC ACCESS COUNSELOR	1000	3	3	-	-	33.00	-	-	33.00	-

AUDITOR OF STATE
AGENCY APPROPRIATION AND ALLOTMENT TRIAL BALANCE REPORT
 July 1, 2013 through June 30, 2014 (Budget Year 2014; Run Date 7/13/14)

BU	PS FUND	PS Fund Name	CAFR Fund	PT	CTRL	APPROPRIATIONS	APPR BALANCE	ALLOTMENTS	PRE-ENCUMBRANCE	ENCUMBRANCES	EXPENDITURES	ALLOT BALANCE
00064	11180	PUBLIC ACCESS COUNSELOR	1000	4	3	-	-	4033.04	-	-	4033.04	-
00064	11180	PUBLIC ACCESS COUNSELOR	1000	9	3	-	-	2,124.26	-	-	2,091.26	-
	11180 Total					138,797.00	3,598.77	135,196.23	33.00	33.00	135,165.23	-
00067	44215	IN MAPPING DATA & STANDARDS FN	6000	0	5	-	-	29,550.32	-	-	20,517.12	-
00067	44215	IN MAPPING DATA & STANDARDS FN	6000	3	5	-	-	3,706.66	-	9,033.20	3,706.66	-
00067	44215	IN MAPPING DATA & STANDARDS FN	6000	4	5	-	-	3,750.00	-	-	3,750.00	-
00067	44215	IN MAPPING DATA & STANDARDS FN	6000	5	5	-	-	-	-	-	-	-
	44215 Total					93,356.69	56,352.71	37,006.98	9,033.20	9,033.20	27,973.78	-
00067	46040	DOIT PAYPHONE PROCEEDS	6000	0	5	-	-	-	-	-	-	-
	46040 Total					2,418,181.17	2,418,181.17	-	-	-	-	-
00067	80021	IOT ARRA Broadband	8000	0	7	-	-	199,361.91	-	49,000.00	149,361.91	-
	80021 Total					350,145.26	157,783.35	199,361.91	49,000.00	49,000.00	149,361.91	-
00067	80050	IOT DHUD Fund	8014	0	7	-	-	1,136,184.05	-	1,027,649.43	108,534.62	-
	80050 Total					1,269,442.26	133,236.21	1,136,184.05	1,027,649.43	1,027,649.43	108,534.62	-
00067	80051	IOT DOI Fund	8015	0	7	-	-	62,437.54	-	40,710.00	21,727.53	-
	80051 Total					62,437.54	0.01	62,437.54	40,710.00	21,727.53	-	
00067	80054	IOT DHS Fund	8097	0	7	-	-	982,566.69	-	-	-	-
	80054 Total					982,566.69	982,566.69	-	-	-	-	-
00067	71660	IND OFC OF TECHNOLOGY	5220	0	3	-	-	25,654,301.22	-	4,890.37	25,605,309.90	44,100.95
00067	71660	IND OFC OF TECHNOLOGY	5220	1	3	-	-	24,529,671.82	-	-	24,529,671.82	-
00067	71660	IND OFC OF TECHNOLOGY	5220	2	3	-	-	27,587,621.58	-	2,506,102.31	25,057,684.20	23,835.07
00067	71660	IND OFC OF TECHNOLOGY	5220	3	3	-	-	3,439,639.14	-	44,286.84	3,371,975.13	23,397.17
00067	71660	IND OFC OF TECHNOLOGY	5220	4	3	-	-	13,125,858.46	-	33,057.53	13,092,800.93	-
00067	71660	IND OFC OF TECHNOLOGY	5220	5	3	-	-	6,683,598.55	-	6,745.13	6,535,965.71	-
	71660 Total					101,988,954.00	969,765.24	101,019,688.77	2,595,062.18	2,595,062.18	98,192,407.69	232,218.90
00067	71675	IOT 0 GMS	5220	0	3	-	-	2,125,182.09	-	-	3,049,040.26	(44,100.95)
00067	71675	IOT 0 GMS	5220	1	3	-	-	360,000.89	-	-	106,258.32	-
00067	71675	IOT 0 GMS	5220	2	3	-	-	20,968.23	-	-	5,064,533.02	-
00067	71675	IOT 0 GMS	5220	3	3	-	-	5,355,726.83	-	291,193.81	1,513.22	-
00067	71675	IOT 0 GMS	5220	4	3	-	-	1,513.22	-	-	110,983.22	-
00067	71675	IOT 0 GMS	5220	5	3	-	-	110,983.22	-	-	183,822.40	-
	71675 Total					12,401,524.00	2,125,182.09	10,276,341.91	291,193.81	291,193.81	10,170,550.44	(185,402.34)
00070	10650	PERSONNEL BOARD	1000	1	3	-	-	2,960,020.00	-	-	55,892.09	-
00070	10650	PERSONNEL BOARD	1000	2	3	-	-	195,224.00	-	17,662.50	19,153.95	-
00070	10650	PERSONNEL BOARD	1000	3	3	-	-	36,816.45	-	2,350.30	19,201.01	-
00070	10650	PERSONNEL BOARD	1000	4	3	-	-	21,551.31	-	-	48.60	-
00070	10650	PERSONNEL BOARD	1000	5	3	-	-	-	-	-	32,676.87	-
	10650 Total					3,155,244.00	380,869.12	2,774,274.88	47,283.25	47,283.25	2,726,991.63	-
00070	44310	STATE PERSONNEL TRAINING	6000	0	6	-	-	12,118.54	-	-	1,584.30	-
	44310 Total					12,118.54	10,534.24	10,534.24	-	-	1,584.30	-
00070	45900	EVENTS AND CONFERENCES	6000	0	6	-	-	21,926.40	-	-	-	-
	45900 Total					21,926.40	21,926.40	-	-	-	-	-
00070	48160	LOCAL UNITS OF GOV & INS ADMIN	6000	0	6	-	-	2,724.77	-	-	2,724.77	20.00
	48160 Total					2,724.77	(20.00)	2,744.77	-	-	2,724.77	20.00
00070	58510	SPD HR SERVICES	6940	0	6	-	-	535,389.94	-	-	8,575,873.37	-
	58510 Total					18,245,986.61	535,389.94	17,710,596.67	165,952.00	165,952.00	8,575,873.37	8,969,371.30
00070	58520	SPD BENEFITS	9109	0	6	-	-	166,000.00	-	-	1,830.00	-
	58520 Total					166,000.00	164,170.00	1,830.00	1,830.00	1,830.00	-	-
00070	73816	OPEB Trust Fund - SPD	6605	0	6	-	-	92,842.18	-	-	-	-
	73816 Total					137,559.57	92,842.18	44,617.39	-	-	-	44,617.39
00070	73838	ANTHEM TRAD HLTH II	9109	0	6	-	-	581,379.87	-	-	582,919.83	-
	73838 Total					582,919.83	(581,379.87)	1,164,298.70	-	-	582,919.83	581,379.87
00070	73842	DELTA DENTAL TRAD I	9109	0	6	-	-	2,005,371.20	-	-	1,002,685.60	-
	73842 Total					582,919.83	(581,379.87)	2,005,371.20	-	-	1,002,685.60	1,002,685.60
00070	73850	VISION INSURANCE	9109	0	6	-	-	256,072.76	-	-	128,036.38	-
	73850 Total					17,047,776.38	(16,158,469.87)	898,819.00	789,819.00	789,819.00	15,748,371.27	16,669,055.98
00070	73851	ANTHEM TRAD HDHP	9109	0	6	-	-	33,206,246.25	-	-	15,748,371.27	-
	73851 Total					17,047,776.38	(16,158,469.87)	33,206,246.25	-	-	15,748,371.27	16,669,055.98
00070	73852	HDHP-2	9109	0	6	-	-	3,638,018.49	-	-	1,821,511.69	-
	73852 Total					1,821,511.69	(1,816,506.80)	4,836,018.49	-	-	1,821,511.69	1,816,506.80
00071	71200	DISABILITY PROGRAM	5110	0	6	-	-	2,947,967.86	-	-	1,273,963.93	-
	71200 Total					69,265,000.00	69,265,000.00	69,265,000.00	-	-	69,265,000.00	69,265,000.00
00072	14190	POST RETIRE PENSION INCREASE	1000	0	3	-	-	719,651,000.00	-	-	719,651,000.00	-
00072	14190	POST RETIRE PENSION INCREASE	1000	6	3	-	-	719,651,000.00	-	-	719,651,000.00	-
00072	14200	TEACHERS RET PENSION FUND	1000	0	3	-	-	13,742,116.00	-	-	13,742,116.00	-
00072	14200	TEACHERS RET PENSION FUND	1000	6	3	-	-	13,742,116.00	-	-	13,742,116.00	-
	14200 Total					13,742,116.00	13,742,116.00	13,742,116.00	-	-	13,742,116.00	13,742,116.00
00072	15410	JUDGES PENSION FUND	1000	2	3	-	-	138,300.00	-	-	138,300.00	-
00072	15410	JUDGES PENSION FUND	1000	6	3	-	-	138,300.00	-	-	138,300.00	-
	15410 Total					138,300.00	138,300.00	138,300.00	-	-	138,300.00	138,300.00
00072	16260	LEGISLATOR RETIREMENT	1000	2	3	-	-	1,173,800.00	-	-	1,173,800.00	-
00072	16260	LEGISLATOR RETIREMENT	1000	6	3	-	-	1,173,800.00	-	-	1,173,800.00	-
	16260 Total					1,173,800.00	1,173,800.00	1,173,800.00	-	-	1,173,800.00	1,173,800.00
00072	16270	PROSECUTOR RETIREMENT	1000	2	3	-	-	-	-	-	-	-
00072	16270	PROSECUTOR RETIREMENT	1000	6	3	-	-	-	-	-	-	-

AUDITOR OF STATE
AGENCY APPROPRIATION AND ALLOTMENT TRIAL BALANCE REPORT
 July 1, 2013 through June 30, 2014 (Budget Year 2014; Run Date 7/13/14)

BU	PS FUND	PS Fund Name	CAFR Fund	PT	CTRL	APPROPRIATIONS	APPR BALANCE	ALLOTMENTS	PRE-ENCUMBRANCE	ENCUMBRANCES	EXPENDITURES	ALLOT BALANCE
00072	16270 Total		1000	0	3	1,173,800.00	-	1,173,800.00	-	-	1,173,800.00	-
00072	17028	PUBLIC SAFETY PENSION	1000	0	3	145,000,000.00	-	145,000,000.00	-	-	145,000,000.00	-
00072	71010	ST EMP DEATH BENEFIT IC5-10-11	3930	0	6	1,88	-	1,88	-	-	1,88	-
00072	74120	P.E.R.F OPERATING	6520	0	6	6,787,265.17	21,936.61	6,765,331.56	4,688.00	-	6,760,442.56	-
00072	74140	P.E.R.F NON BUDGET	6520	0	6	-	-	284.44	-	-	142.22	-
00072	74210	JUDGES RETIRE NON BUDGET	6550	0	6	-	-	10,728,876.00	-	-	142.22	-
00072	74510	PENSION RELIEF FID NON BUDGET	6550	0	6	1,459,535.08	837,423.44	622,111.64	-	-	3,576,292.00	-
00072	74710	PUBLIC SAFETY SPEC DEATH BENE	6840	0	6	1,489,535.08	937,423.44	622,111.64	-	-	3,576,292.00	-
00074	10890	EMPLOYEES APPEALS COMM.	1000	1	3	106,111.53	92,357.16	13,754.37	-	-	13,754.37	-
00074	10890	EMPLOYEES APPEALS COMM.	1000	2	3	129,445.22	8,267.79	121,177.43	-	-	129,445.22	-
00074	10890	EMPLOYEES APPEALS COMM.	1000	3	3	14,576.78	-	14,576.78	-	-	2,441.54	-
00074	10890	EMPLOYEES APPEALS COMM.	1000	4	3	-	-	336.30	-	-	1,498.00	-
00074	10890	EMPLOYEES APPEALS COMM.	1000	5	3	-	-	336.30	-	-	278.30	-
00074	10890	EMPLOYEES APPEALS COMM.	1000	9	3	-	-	2,824.84	-	-	2,824.84	-
00075	10890 Total		1000	1	3	144,023.00	8,267.79	135,754.31	-	-	135,754.31	-
00075	12290	OFFICE OF INSPECTOR GENERAL	1000	1	3	1,079,253.00	44,868.58	1,034,374.42	-	-	1,034,374.42	-
00075	12290	OFFICE OF INSPECTOR GENERAL	1000	2	3	142,048.00	13,462.29	128,585.71	-	-	22,982.76	-
00075	12290	OFFICE OF INSPECTOR GENERAL	1000	3	3	-	-	3,827.10	-	-	3,827.10	-
00075	12290	OFFICE OF INSPECTOR GENERAL	1000	4	3	-	-	29,024.34	-	-	28,102.52	-
00075	12290	OFFICE OF INSPECTOR GENERAL	1000	5	3	-	-	35,415.00	-	-	35,415.00	-
00075	12290	OFFICE OF INSPECTOR GENERAL	1000	9	3	-	-	37,347.51	-	-	36,054.95	-
00075	12290 Total		1000	1	3	1,221,308.00	58,338.87	1,162,969.13	-	-	1,162,969.13	-
00075	15340	STATE ETHICS COMMISSION	1000	2	3	6,111.00	184.00	-	-	-	-	-
00075	15340	STATE ETHICS COMMISSION	1000	9	3	-	-	5,927.00	-	-	5,927.00	-
00075	15340 Total		1000	2	3	6,111.00	184.00	5,927.00	-	-	5,927.00	-
00075	48688	Insp Gen - 2010 AIG Conference	6000	3	5	-	-	300.00	-	-	300.00	-
00075	48688	Insp Gen - 2010 AIG Conference	6000	4	5	-	-	(22,470.00)	-	-	(22,470.00)	-
00075	48688	Insp Gen - 2010 AIG Conference	6000	9	5	-	-	21,349.78	-	-	21,349.78	-
00080	48688 Total		6000	3	5	-	-	(20,222)	-	-	(20,222)	-
00080	10750	BD OF ACCOUNTS-FIELD EXAM	1000	1	3	18,584,737.39	173,841.70	18,584,737.39	-	-	18,584,737.39	-
00080	10750	BD OF ACCOUNTS-FIELD EXAM	1000	3	3	199,675.61	-	360.94	-	-	360.94	-
00080	10750	BD OF ACCOUNTS-FIELD EXAM	1000	4	3	-	-	(540,138.98)	-	-	(540,138.98)	-
00080	10750	BD OF ACCOUNTS-FIELD EXAM	1000	5	3	-	-	2,922.24	-	-	2,762.82	-
00080	10750	BD OF ACCOUNTS-FIELD EXAM	1000	7	3	-	-	2,514.00	-	-	2,514.00	-
00080	10750	BD OF ACCOUNTS-FIELD EXAM	1000	9	3	-	-	18,500.00	-	-	18,500.00	-
00080	10750 Total		1000	1	3	18,784,413.00	173,841.70	18,610,571.30	-	-	18,599,878.97	-
00080	44370	TYPING FUND	6000	0	6	1,204,027.29	(690,909.73)	1,894,937.02	6,765.19	-	869,372.77	-
00080	44370	TYPING FUND	6000	0	6	957.19	957.19	-	-	-	957.19	-
00080	47760	FIELD EXAMINER'S TRAINING BOA	6000	0	6	957.19	957.19	-	-	-	957.19	-
00080	47760 Total		6000	0	6	957.19	957.19	-	-	-	957.19	-
00080	47830	MISC CLEARING ACT-BD OF ACCTS	6000	0	6	58,753.34	84,555.49	(25,802.15)	-	-	726.54	-
00080	47830	MISC CLEARING ACT-BD OF ACCTS	6000	1	3	36,060,170.30	1,467,071.31	34,583,098.99	-	-	34,583,098.99	-
00080	10850	REVENUE DEPT COLL - ADMIN	1000	2	3	21,346,360.70	830,673.32	1,292,330.05	-	-	1,292,330.05	-
00080	10850	REVENUE DEPT COLL - ADMIN	1000	3	3	-	-	10,593,778.95	-	-	7,934,328.79	-
00080	10850	REVENUE DEPT COLL - ADMIN	1000	4	3	-	-	372,846.71	-	-	325,284.01	-
00080	10850	REVENUE DEPT COLL - ADMIN	1000	5	3	-	-	741,844.04	-	-	656,126.37	-
00080	10850	REVENUE DEPT COLL - ADMIN	1000	9	3	-	-	7,514,890.64	-	-	7,318,985.68	-
00080	10850 Total		1000	0	3	57,406,531.00	2,297,744.63	55,108,786.38	2,989,332.02	-	52,120,153.89	-
00080	10920	OUTSIDE COLLECTIONS	1000	0	3	5,437,638.17	-	-	-	-	5,437,638.17	-
00080	10920	OUTSIDE COLLECTIONS	1000	3	3	-	-	5,437,638.17	-	-	5,437,638.17	-
00080	10920 Total		1000	0	3	5,437,638.17	-	5,437,638.17	-	-	5,437,638.17	-
00090	11630	INDEPENDENT CONTRACTOR INFORM	1000	0	5	922,950.92	233,655.58	-	-	-	-	-
00090	11630	INDEPENDENT CONTRACTOR INFORM	1000	2	5	-	-	38,000.00	-	-	38,000.00	-
00090	11630	INDEPENDENT CONTRACTOR INFORM	1000	3	5	-	-	643,754.83	-	-	161,811.17	-
00090	11630	INDEPENDENT CONTRACTOR INFORM	1000	5	5	-	-	6,710.00	-	-	6,710.00	-
00090	11630	INDEPENDENT CONTRACTOR INFORM	1000	9	5	-	-	689,295.34	-	-	689,295.34	-
00090	11630 Total		1000	0	5	922,950.92	233,655.58	689,295.34	-	-	199,811.17	-
00090	12710	FIREWORKS AND PUBLIC SAFETY FEE	1000	6	5	-	-	-	-	-	489,484.17	-
00090	13075	Motor Fuel Division	1000	1	3	7,181,428.33	-	7,181,428.33	-	-	7,181,428.33	-
00090	13075	Motor Fuel Division	1000	2	3	1,029,674.67	-	790,518.90	-	-	790,518.90	-
00090	13075	Motor Fuel Division	1000	3	3	-	-	308.00	-	-	308.00	-
00090	13075	Motor Fuel Division	1000	4	3	-	-	49,172.44	-	-	49,172.44	-
00090	13075	Motor Fuel Division	1000	9	3	-	-	8,021,426.46	-	-	64,975.71	-
00090	13075 Total		1000	0	6	8,211,103.00	189,674.54	7,066,071.00	64,975.71	-	7,956,452.75	-
00090	18810	MALESTIC STAR II-GARY	1000	0	6	839,268.00	839,268.00	-	-	-	839,268.00	-
00090	18810	MALESTIC STAR II-GARY	1000	0	6	7,905,360.00	839,268.00	7,066,071.00	-	-	3,620,550.00	-
00090	18820	MALESTIC STAR I-GARY	1000	0	6	839,268.00	839,268.00	-	-	-	839,268.00	-
00090	18820	MALESTIC STAR I-GARY	1000	0	6	7,905,360.00	839,268.00	7,066,071.00	-	-	3,620,550.00	-
00090	18830	RESORTS-EAST CHICAGO	1000	0	6	16,231,473.00	1,873,122.00	14,418,351.00	-	-	7,234,656.00	-

AUDITOR OF STATE
AGENCY APPROPRIATION AND ALLOTMENT TRIAL BALANCE REPORT
 July 1, 2013 through June 30, 2014 (Budget Year 2014; Run Date 7/13/14)

BU	PS FUND	PS Fund Name	CAFR Fund	PT	CTRL	APPROPRIATIONS	APPR BALANCE	ALLOTMENTS	PRE-ENCUMBRANCE	ENCUMBRANCES	EXPENDITURES	ALLOT BALANCE
00090	18830 Total		1000	0	6	16,291,473.00	1,873,122.00	14,418,351.00	-	-	7,234,056.00	7,184,295.00
00090	18840	HORSESHOE-HAMMOND	1000	0	6	30,064,952.62	3,099,273.00	26,965,679.62	-	-	13,624,762.31	13,340,917.31
00090	18850	BLUE CHIP CASINO-MICHIGAN CITY	1000	0	6	30,064,952.62	3,099,273.00	26,965,679.62	-	-	13,624,762.31	13,340,917.31
00090	18860	FRNCH LICK CASINO ORNGE CO ADM	1000	0	6	15,446,670.00	1,752,210.00	13,694,460.00	-	-	6,869,487.00	6,824,973.00
00090	18870	CASINO AZTAR-EVANSVILLE	1000	0	6	5,733,964.30	604,878.00	5,129,086.30	-	-	2,613,357.65	2,515,728.65
00090	18880	GRAND VICTORIA-RISING SUN	1000	0	6	7,554,492.00	826,123.00	6,728,369.00	-	-	3,365,536.00	3,360,831.00
00090	18890	ARGOSY CASINO-LAWRENCEBURG	1000	0	6	5,615,475.30	593,727.30	5,021,748.00	-	-	2,596,024.00	2,465,724.00
00090	18900	CEASARS INDIANA-HARRISON CNTY	1000	0	6	12,928,639.00	1,261,468.00	11,667,171.00	-	-	6,051,090.00	5,916,291.00
00090	18910	BELTERRA-SWITZERLAND COUNTY	1000	0	6	14,127,851.00	1,513,911.00	12,613,940.00	-	-	6,328,137.00	6,285,603.00
00090	18920	PARMUTUAL TAXES	1000	0	6	8,478,144.00	985,120.00	7,593,024.00	-	-	3,887,626.00	3,705,198.00
00090	18940	PARMUTUAL TAXES	1000	6	5	2,117,047.30	1,963,193.26	1,864,054.04	-	-	3,887,626.00	3,705,198.00
00090	32810	MOTOR CARRIER REGULATION	2270	0	3	2,117,047.30	1,963,193.26	1,864,054.04	-	-	2,117,047.27	(1,963,193.23)
00090	32810	MOTOR CARRIER REGULATION	2270	0	3	2,117,047.30	1,963,193.26	1,864,054.04	-	-	2,117,047.27	(1,963,193.23)
00090	32810	MOTOR CARRIER REGULATION	2270	0	3	1,690,662.48	-	-	-	-	1,690,662.48	-
00090	32810	MOTOR CARRIER REGULATION	2270	0	3	76,731.94	-	-	-	-	76,731.94	-
00090	32810	MOTOR CARRIER REGULATION	2270	0	3	844,517.52	-	-	31,566.49	-	812,951.03	-
00090	32810	MOTOR CARRIER REGULATION	2270	0	3	702,978.87	-	-	-	-	702,978.87	-
00090	32810	MOTOR CARRIER REGULATION	2270	0	3	41,372.94	-	-	-	-	41,372.94	-
00090	32810	MOTOR CARRIER REGULATION	2270	0	3	1,086,194.70	-	-	38,483.72	-	1,047,697.98	-
00090	32810	MOTOR CARRIER REGULATION	2270	0	3	4,672,903.42	(4,212,107.48)	4,442,455.45	-	-	4,372,395.24	-
00090	32850	AUTOMATED VEHICLE ID FEE	2270	0	5	367,384.09	367,384.09	-	-	-	-	-
00090	32860	SSRS FEES	2270	0	6	344,803.10	344,803.10	3,768.10	-	-	3,768.10	-
00090	36932	HOOSIER PARK - ANDERSON	2850	0	6	100,543,005.48	114,026.16	100,428,979.32	-	-	50,197,807.66	50,231,171.66
00090	36934	INDIANA DOWNS - SHELBYVILLE	2850	0	6	121,111,516.20	171,048.97	120,940,467.23	-	-	60,519,937.86	60,597,866.00
00090	36950	MAJESTIC STAR II - GARY	2850	0	6	26,727,274.08	40,677.94	26,686,596.14	-	-	60,519,937.86	60,597,866.00
00090	36960	MAJESTIC STAR I - GARY	2850	0	6	41,398,014.16	89,373.65	41,308,640.51	-	-	13,344,424.61	13,342,171.53
00090	36970	RESORTS-EAST CHICAGO	2850	0	6	116,408,880.39	143,143.50	116,265,736.89	-	-	20,640,364.19	20,667,676.32
00090	36980	HORSESHOE-HAMMOND	2850	0	6	288,900,043.16	337,810.91	288,562,232.25	-	-	58,121,090.63	58,121,090.63
00090	36990	BLUE CHIP CASINO-MICHIGAN CITY	2850	0	6	75,352,396.36	118,644.92	75,233,751.44	-	-	56,144,646.26	56,144,646.26
00090	37000	FRNCH LICK CASINO ORNGE CO WAG	2850	0	6	26,714,677.29	28,770.50	26,685,906.79	-	-	37,617,105.87	37,617,105.87
00090	37010	CASINO AZTAR-EVANSVILLE	2850	0	6	51,789,929.54	84,395.97	51,705,533.57	-	-	13,344,106.92	13,341,799.87
00090	37020	GRAND VICTORIA-RISING SUN	2850	0	6	20,146,576.84	19,854.43	20,126,722.41	-	-	25,836,647.18	25,867,886.39
00090	37030	ARGOSY CASINO-LAWRENCEBURG	2850	0	6	20,146,576.84	19,854.43	20,126,722.41	-	-	10,075,126.94	10,051,495.47
00090	37040	CAESARS INDIANA-HARRISON CNTY	2850	0	6	120,838,709.60	140,326.46	120,698,383.14	-	-	60,362,857.28	60,335,526.86
00090	37050	BELTERRA-SWITZERLAND COUNTY	2850	0	6	150,569,260.18	239,726.51	150,329,533.67	-	-	60,362,857.28	60,335,526.86
00090	38310	CIGARETTE TAX DNR TRANSFERS	3160	0	6	55,071,233.44	49,090.19	55,022,143.25	-	-	75,148,576.82	75,180,956.85
00090	38320	CIGARETTE TAX RECEIPTS ONLY	3160	0	6	16,916,264.84	(16,916,264.84)	36,616,974.74	-	-	26,518,267.15	26,503,876.10
00090	38310	CIGARETTE TAX RECEIPTS ONLY	3280	0	3	67,263.70	67,263.70	-	-	-	6,033,353.82	6,033,353.82
00090	41910	GASOLINE TAX IC 6-6-1.1	3940	0	6	67,263.70	67,263.70	-	-	-	18,100,061.51	18,100,061.51
00090	41920	SPECIAL FUELS TAX IC 6-6-2.1	3940	0	6	25,003,647.48	(24,998,467.52)	50,000,000.00	-	-	25,000,000.00	25,000,000.00
00090	41930	GAS TAX IC 6-6-1.1-801.3(C)	3940	0	6	50,000,000.00	(49,999,999.99)	50,000,000.00	-	-	25,000,000.00	25,000,000.00
00090	44110	INTL REGISTRATION PL ACCOUNT	6000	0	6	1,074,108.75	55,437,645.31	(54,363,536.56)	-	-	29,327,460.60	29,359,291.87
00090	44430	BANK TAX CLEARING	6000	0	6	151,993.92	151,993.92	-	-	-	(54,363,536.56)	(54,363,536.56)
00090	44440	RETURNED CHECK REVOLVING FUND	6000	0	6	(366,993.76)	(2,044,738.35)	1,677,744.59	-	-	1,677,744.59	-
00090	44450	SPECIAL FUEL DEALER/USER BOND	6000	0	6	(366,993.76)	(2,044,738.35)	1,677,744.59	-	-	1,677,744.59	-
00090	44560	AUTO RENTAL EXCISE TAX	6000	0	6	15,875,662.55	(8,367,420.24)	24,243,082.79	-	-	11,731,740.14	12,511,342.65

AUDITOR OF STATE
AGENCY APPROPRIATION AND ALLOTMENT TRIAL BALANCE REPORT
 July 1, 2013 through June 30, 2014 (Budget Year 2014; Run Date 7/13/14)

BU	PS FUND	PS Fund Name	CAFR Fund	PT	CTRL	APPROPRIATIONS	APPR BALANCE	ALLOTMENTS	PRE-ENCUMBRANCE	ENCUMBRANCES	EXPENDITURES	ALLOT BALANCE
00090	46060	FINANCIAL INSTITUTION IC6-6.5	6000	0	6	15,875,662.55	(8,367,620.24)	24,243,082.79	-	-	11,751,740.14	12,511,342.65
00090	46060	MARION CO SUPP AUTO EXCISE TAX	9115	0	6	103,516,696.07	(45,053,284.12)	148,569,880.19	-	-	102,391,596.07	46,178,284.12
00090	45720	JEOPARDY ASSESSMENT RECEIPTS	6000	0	6	7,178,676.53	(5,926,072.48)	13,104,749.01	-	-	6,618,519.20	6,486,229.81
00090	45840	FELIX ESCROW	6000	0	6	30,552.32	13,066.13	17,486.19	-	-	614.86	16,871.33
00090	46770	IFTA/MOTOR CARRIER CLEARING	6000	0	6	135,894.90	135,894.90	-	-	-	-	-
00090	46880	DEPT OF REVENUE SUSPENSE FUNDS	6000	0	6	21,550,516.06	21,550,516.06	(21,493,736.65)	-	-	-	(21,493,736.65)
00090	47790	UNIFIED CARRIER REGISTRATION	6000	0	6	5,514,926.78	5,514,926.78	35.00	-	-	-	35.00
00090	47795	AIRCRAFT LICENSE EXCISE TAX	6000	0	6	963,976.31	1,031,965.62	(67,989.31)	-	-	-	(67,989.31)
00090	48030	OSW AI HOLDING	6000	0	6	480,936.83	(485,236.46)	855,891.29	-	-	494,606.04	491,285.25
00090	48330	COLLECTION FUND	6000	0	6	391,528.05	2,382,680.59	(1,994,341.53)	-	-	-	(1,994,341.53)
00090	48690	HAZ SUB IC6-6.6-1 POSEY	6130	0	6	18,539,411.09	18,539,411.09	-	-	-	-	-
00090	49520	HAZ SUB IC6-6.6-1 PUTNAM	6130	0	6	3,315.74	3,315.74	-	-	-	-	-
00090	49525	MOTOR FUEL TAXES	6250	0	6	148,423,992.35	(153,890,766.50)	581,937.62	-	-	290,968.81	290,968.81
00090	50510	MOTOR CARRIER SURTAX 50%	6250	0	6	148,423,992.35	(153,890,766.50)	302,314,748.85	-	-	147,766,416.07	154,528,332.78
00090	50520	PRIMARY HIGHWAY-MOTOR VEH.	6250	0	6	47,039,673.80	(33,381,133.48)	80,420,807.28	-	-	42,296,028.41	38,124,778.67
00090	50560	EMERGENCY PLANNING-REVENUE	6320	0	6	10,247,066.56	(7,626,569.21)	17,873,635.77	-	-	9,601,312.84	8,272,322.93
00090	51120	CONTROLLED SUBSTANCE EXCISE TA	2770	0	5	578,256.12	(419,021.37)	997,277.49	-	-	446,217.55	551,059.94
00090	60700	DOR DOT Fund	8020	0	7	2,410.72	2,410.72	-	-	-	-	-
00090	73145	STADIUM PSCDA	2790	0	6	1,916,745.59	1,570,648.12	246,097.47	-	-	246,097.47	-
00090	73316	INNKEEPERS TAX CLEARING	3220	0	5	18,089,711.00	1,000	18,089,710.00	-	-	9,044,855.00	9,044,855.00
00090	73318	FOOD & BEVERAGE TAX CLEARING	3220	0	5	3,159,243.47	3,159,243.47	-	-	-	-	-
00090	73944	PROPERTY TAX REPLACEMENT FUND	9000	0	6	205.92	(4,686,666.11)	4,686,666.11	-	-	-	-
00090	75101	INDIANAPOLIS NORTH OF SOUTH CT	6990	0	6	952,604.00	-	952,604.00	-	-	476,302.00	476,302.00
00090	75102	Seymour CTP	6990	0	6	921,466.00	-	921,466.00	-	-	460,733.00	460,733.00
00090	75103	INDIANAPOLIS PURDUE/AMERIPLEX	6990	0	6	331,232.00	-	331,232.00	-	-	165,616.00	165,616.00
00090	75109	COLLUMBUS - CTP - Airport	6990	0	6	4,681,134.00	-	4,681,134.00	-	-	2,340,567.00	2,340,567.00
00090	75115	COMMERCIAL VEH EXCISE TAX FUND	6990	0	6	123,261,455.92	(65,118,250.03)	123,261,455.92	-	-	59,507,061.00	63,754,394.92
00090	75126	URED CITY OF BLOOMINGTON	6990	0	6	2,000,000.00	-	2,000,000.00	-	-	1,000,000.00	1,000,000.00
00090	75127	URED CITY OF MARION	6990	0	6	517,954.00	-	517,954.00	-	-	258,977.00	258,977.00
00090	75129	CITY OF SHELBYVILLE-CTP	6990	0	6	3,025,186.00	-	3,025,186.00	-	-	1,512,594.00	1,512,594.00
00090	75130	URED DELAWARE COUNTY-DELPHI	6990	0	6	866,136.00	-	866,136.00	-	-	433,068.00	433,068.00
00090	75131	URED BLOOMINGTON DOWNTOWN	6990	0	6	1,500,000.00	-	1,500,000.00	-	-	750,000.00	750,000.00
00090	75132	URED CITY OF SOUTH BEND	6990	0	6	468,962.00	-	468,962.00	-	-	244,461.00	244,461.00
00090	75136	ANDERSON - CTP	6990	0	6	1,831,176.00	-	1,831,176.00	-	-	915,585.00	915,585.00
00090	75138	COLLUMBUS - CTP Downtown	6990	0	6	4,339,286.00	-	4,339,286.00	-	-	2,169,643.00	2,169,643.00
00090	75142	MUNCIE - CTP	6990	0	6	229,618.00	-	229,618.00	-	-	114,809.00	114,809.00
00090	75146	CITY OF KOKOMO INVENTREK-CTP	6990	0	6	368,754.00	-	368,754.00	-	-	194,377.00	194,377.00
00090	75147	CITY OF SCOTTSBURG - CTP	6990	0	6	238,498.00	-	238,498.00	-	-	119,249.00	119,249.00
00090	75161	MERRILLVILLE-CTP	6990	0	6	816,070.00	-	816,070.00	-	-	408,035.00	408,035.00

AUDITOR OF STATE
AGENCY APPROPRIATION AND ALLOTMENT TRIAL BALANCE REPORT
 July 1, 2013 through June 30, 2014 (Budget Year 2014; Run Date 7/13/14)

BU	PS FUND	PS Fund Name	CAFR Fund	PT	CTRL	APPROPRIATIONS	APPR BALANCE	ALLOTMENTS	PRE-ENCUMBRANCE	ENCUMBRANCES	EXPENDITURES	ALLOT BALANCE
00090	75162	CRED FORT WAYNE TILLMAN-ANTHON	6990	0	6	-	-	2,000,000.00	-	-	1,000,000.00	1,000,000.00
00090	75178	FT WAYNE N INNOVATION CENTE	6990	0	6	-	-	2,000,000.00	-	-	1,000,000.00	1,000,000.00
00090	75179	JEFFERSONVILLE - CTP	6990	0	6	-	-	775,504.00	-	-	387,752.00	387,752.00
00090	75182	BLOOMINGTON - CTP	6990	0	6	-	-	1,553,824.00	-	-	776,912.00	776,912.00
00090	75185	CRED INDY LAFAYETTE	6990	0	6	-	-	867,086.00	-	-	433,543.00	433,543.00
00090	75189	DAVISS COUNTY - CTP	6990	0	6	-	-	1,500,000.00	-	-	750,000.00	750,000.00
00090	75190	South Bend CTP	6990	0	6	-	-	1,435,454.00	-	-	717,727.00	717,727.00
00090	75192	Warsaw-CTP	6990	0	6	-	-	2,825,906.00	-	-	1,412,953.00	1,412,953.00
00090	75236	City of Hammond - CTP	6990	0	6	-	-	71,284.00	-	-	35,632.00	35,632.00
00100	12765	ISP Indiana Intelligence Fusio	1000	0	3	799,145.00	534,010.81	62,894.24	-	11,676.83	62,894.24	-
00100	12765	ISP Indiana Intelligence Fusio	1000	2	3	-	-	140,867.84	-	189.00	129,191.01	-
00100	12765	ISP Indiana Intelligence Fusio	1000	4	3	-	-	876.04	-	-	866.04	-
00100	12765	ISP Indiana Intelligence Fusio	1000	5	3	-	-	705.94	-	-	705.94	-
00100	12765	ISP Indiana Intelligence Fusio	1000	9	3	-	-	59,791.13	-	593.15	59,197.98	-
00100	12765	ISP Indiana Intelligence Fusio	1000	3	3	799,145.00	534,010.81	62,894.24	-	11,676.83	62,894.24	-
00100	13117	Forensic & Health Sciences Lab	1000	0	3	11,347,513.58	(11,729.27)	11,189,122.29	-	-	11,189,122.29	-
00100	13117	Forensic & Health Sciences Lab	1000	2	3	-	-	11,457.71	-	-	11,457.71	-
00100	13117	Forensic & Health Sciences Lab	1000	3	3	11,729.27	(158,391.29)	26,200.39	-	1,553.32	24,647.07	-
00100	13117	Forensic & Health Sciences Lab	1000	4	3	-	-	127,994.15	-	0.65	127,993.50	-
00100	13117	Forensic & Health Sciences Lab	1000	5	3	-	-	3,741.31	-	-	3,727.00	-
00100	13117	Forensic & Health Sciences Lab	1000	9	3	11,359,242.85	(170,120.56)	11,359,242.85	-	1,815.21	11,357,277.64	-
00100	14900	State Police & Motor Carrier	1000	0	3	126,166,694.33	2,571,254.73	105,766,513.18	-	-	105,764,395.60	-
00100	14900	State Police & Motor Carrier	1000	1	3	6,768.63	(105,759,744.55)	3,239,316.33	-	2,117.58	3,239,316.33	-
00100	14900	State Police & Motor Carrier	1000	2	3	534,430.88	(17,294,495.54)	1,917,499.87	-	63,769.41	1,853,730.46	-
00100	14900	State Police & Motor Carrier	1000	3	3	-	-	9,367,780.64	-	-	9,252,952.42	-
00100	14900	State Police & Motor Carrier	1000	4	3	-	-	2,860,066.22	-	-	2,710,935.12	-
00100	14900	State Police & Motor Carrier	1000	5	3	-	-	59,246.94	-	-	59,246.94	-
00100	14900	State Police & Motor Carrier	1000	8	3	-	-	840,470.71	-	10,940.83	829,529.88	-
00100	14900	State Police & Motor Carrier	1000	9	3	126,707,693.84	(120,482,985.36)	123,595,439.60	-	385,047.58	123,230,392.02	-
00100	14910	STATE POLICE PENSION	1000	0	3	130,000.00	4,855.49	125,144.51	-	-	125,144.51	-
00100	14910	STATE POLICE PENSION	1000	1	3	-	-	125,144.51	-	-	125,144.51	-
00100	14920	SUPPLEMENTAL PENSION	1000	0	3	3,401,742.45	4,855.49	3,401,742.45	-	-	3,401,742.45	-
00100	14920	SUPPLEMENTAL PENSION	1000	1	3	-	-	3,401,742.45	-	-	3,401,742.45	-
00100	14990	TRANSFER BENEFIT FUND	1000	0	3	4,580,000.00	78,325.82	4,481,665.06	-	-	4,461,579.57	-
00100	14990	TRANSFER BENEFIT FUND	1000	1	3	-	-	20,009.12	-	-	20,009.12	-
00100	14990	TRANSFER BENEFIT FUND	1000	3	3	-	-	4,501,674.18	-	-	4,481,588.69	-
00100	16720	ENFORCEMENT AID FUND	1000	0	3	4,580,000.00	31,215.00	4,354,600.00	-	-	4,354,600.00	-
00100	16720	ENFORCEMENT AID FUND	1000	9	3	74,761.00	14,871.26	43,546.00	-	-	43,546.00	-
00100	17380	INSURANCE RECOVERY	1000	0	5	106,432.44	-	57,810.57	-	-	57,810.57	-
00100	17380	INSURANCE RECOVERY	1000	3	5	-	-	33,750.61	-	-	33,750.61	-
00100	17380	INSURANCE RECOVERY	1000	4	5	106,432.44	14,871.26	91,961.18	-	-	91,961.18	-
00100	19060	ISP GF Const Fund	1000	0	7	848,364.00	-	848,364.00	-	-	848,364.00	-
00100	32210	STATE POLICE TRAINING	2200	0	5	789,019.69	264,979.86	89,225.04	-	-	88,784.04	-
00100	32210	STATE POLICE TRAINING	2200	3	5	-	-	84,074.96	-	441.00	83,341.91	-
00100	32210	STATE POLICE TRAINING	2200	4	5	-	-	10,428.69	-	-	10,428.69	-
00100	32210	STATE POLICE TRAINING	2200	5	5	-	-	340,410.92	-	-	339,624.20	-
00100	32210	STATE POLICE TRAINING	2200	9	5	789,019.69	264,979.86	524,139.91	-	1,173.65	522,179.94	-
00100	32720	LICENSE FEE IC 9-29-1-5	2280	0	5	230,391.07	137,040.07	66,130.00	-	-	66,130.00	-
00100	32720	LICENSE FEE IC 9-29-1-5	2280	4	5	-	-	26,604.00	-	-	26,604.00	-
00100	32720	LICENSE FEE IC 9-29-1-5	2280	5	5	-	-	600.00	-	-	600.00	-
00100	32720	LICENSE FEE IC 9-29-1-5	2280	9	5	230,391.07	137,040.07	93,343.00	-	-	93,343.00	-
00100	32830	TRNSF TO STATE POLICE OPERATIN	2270	0	3	2,425,909.50	2,425,909.50	-	-	-	2,425,909.50	-
00100	32830	TRNSF TO STATE POLICE OPERATIN	2270	1	3	-	-	6,460.00	-	-	6,460.00	-
00100	32830	TRNSF TO STATE POLICE OPERATIN	2270	3	3	2,425,909.50	2,425,909.50	-	-	-	2,425,909.50	-
00100	33210	DRUG INTERDICTION	2350	0	3	215,000.00	6,460.00	-	-	-	20,968.54	-
00100	33210	DRUG INTERDICTION	2350	3	3	-	-	173,887.33	-	1,906.90	171,980.43	-
00100	33210	DRUG INTERDICTION	2350	4	3	-	-	-	-	-	-	-

AUDITOR OF STATE
AGENCY APPROPRIATION AND ALLOTMENT TRIAL BALANCE REPORT
 July 1, 2013 through June 30, 2014 (Budget Year 2014; Run Date 7/13/14)

BU	PS FUND	PS Fund Name	CAFR Fund	PT	CTRL	APPROPRIATIONS	APPR BALANCE	ALLOTMENTS	PRE-ENCUMBRANCE	ENCUMBRANCES	EXPENDITURES	ALLOT BALANCE
00100	33210	DRUG INTERDICTION	2350	5	3	-	-	1,244.13	-	-	1,244.13	-
00100	33210	DRUG INTERDICTION	2350	9	3	-	-	12,450.00	-	-	12,450.00	-
00100	33210	ACCIDENT REPORT ACCOUNT	3130	0	3	215,000.00	6,450.00	208,550.00	-	1,906.90	206,643.10	-
00100	33130	ACCIDENT REPORT ACCOUNT	3130	2	3	114,208.16	89,493.06	-	-	-	3,040.10	-
00100	33130	ACCIDENT REPORT ACCOUNT	3130	4	3	-	-	21,586.79	-	-	21,586.79	-
00100	33130	ACCIDENT REPORT ACCOUNT	3130	9	3	-	-	88.21	-	-	88.21	-
00100	38110	PROJECT INCOME/GRANT	6000	0	6	114,208.16	89,493.06	-	-	-	24,715.10	-
00100	44180	FINGERPRINT (FBI PRINT)	6000	0	6	1,171,990.90	(202,378.26)	1,374,369.16	-	48,865.25	340,095.34	965,394.57
00100	44470	FINGERPRINT (FBI PRINT)	6000	0	6	1,171,990.90	(202,378.26)	1,374,369.16	-	48,865.25	340,095.34	965,394.57
00100	44470	FINGERPRINT (FBI PRINT)	6000	0	6	2,165,393.66	(791,590.07)	2,917,403.67	-	1,454,604.00	1,462,799.67	1,454,604.00
00100	44510	DONATION NOT FOR PROFITS	6000	0	6	4,455,345.36	(2,578,695.14)	7,034,040.50	-	113,701.01	3,274,270.15	3,646,072.34
00100	44510	DONATION NOT FOR PROFITS	6000	0	6	4,455,345.36	(2,578,695.14)	7,034,040.50	-	113,701.01	3,274,270.15	3,646,072.34
00100	44680	US ATTORNEY GENERAL FORFEITED	6000	0	6	3,032,764.78	811,182.02	2,951,582.76	-	45,177.84	365,323.02	2,586,259.74
00100	44680	US ATTORNEY GENERAL FORFEITED	6000	0	6	3,032,764.78	811,182.02	2,951,582.76	-	45,177.84	365,323.02	2,586,259.74
00100	44710	EXCESS HANDGUN LICENSE FEES	6000	0	5	9,877,569.83	6,940,478.34	2,937,091.49	-	20,810.49	2,916,281.00	-
00100	44710	EXCESS HANDGUN LICENSE FEES	6000	0	5	9,877,569.83	6,940,478.34	2,937,091.49	-	20,810.49	2,916,281.00	-
00100	44710	EXCESS HANDGUN LICENSE FEES	6000	1	5	-	-	2,037,784.12	-	12,208.40	2,025,575.72	-
00100	44710	EXCESS HANDGUN LICENSE FEES	6000	2	5	-	-	777,650.14	-	7,935.35	770,614.79	-
00100	44710	EXCESS HANDGUN LICENSE FEES	6000	3	5	-	-	5,935.19	-	-	5,935.19	-
00100	44710	EXCESS HANDGUN LICENSE FEES	6000	4	5	-	-	30,915.62	-	-	30,915.62	-
00100	44710	EXCESS HANDGUN LICENSE FEES	6000	5	5	-	-	84,838.97	-	666.74	84,169.23	-
00100	44710	EXCESS HANDGUN LICENSE FEES	6000	9	5	-	-	2,937,091.49	-	20,810.49	2,916,281.00	-
00100	48360	DNA SAMPLE PROCESSING FUND	6000	0	5	9,877,569.83	6,940,478.34	2,937,091.49	-	20,810.49	2,916,281.00	-
00100	48360	DNA SAMPLE PROCESSING FUND	6000	0	5	9,877,569.83	6,940,478.34	2,937,091.49	-	20,810.49	2,916,281.00	-
00100	48360	DNA SAMPLE PROCESSING FUND	6000	1	5	3,527,516.00	2,183,469.83	1,344,046.17	-	5,733.61	1,339,705.56	-
00100	48360	DNA SAMPLE PROCESSING FUND	6000	1	5	3,527,516.00	2,183,469.83	1,344,046.17	-	5,733.61	1,339,705.56	-
00100	48360	DNA SAMPLE PROCESSING FUND	6000	3	5	-	-	31,185.89	-	-	31,185.89	-
00100	48360	DNA SAMPLE PROCESSING FUND	6000	4	5	-	-	100,274.50	-	5,567.62	94,706.88	(1,393.00)
00100	48360	DNA SAMPLE PROCESSING FUND	6000	4	5	-	-	1,201,589.85	-	165.99	1,201,423.86	-
00100	48360	DNA SAMPLE PROCESSING FUND	6000	5	5	-	-	588.78	-	-	588.78	-
00100	48360	DNA SAMPLE PROCESSING FUND	6000	9	5	-	-	10,407.15	-	-	10,407.15	-
00100	48360	DNA SAMPLE PROCESSING FUND	6000	9	5	-	-	1,344,046.17	-	5,733.61	1,339,705.56	-
00100	48450	ISP YOUTH EDUC, MUSEUM, & MEMO	8000	0	5	830,066.53	713,967.13	-	-	-	8,678.55	-
00100	48450	ISP YOUTH EDUC, MUSEUM, & MEMO	8000	0	5	830,066.53	713,967.13	-	-	-	8,678.55	-
00100	48450	ISP YOUTH EDUC, MUSEUM, & MEMO	8000	1	5	-	-	13,437.30	-	4,758.75	37,457.24	-
00100	48450	ISP YOUTH EDUC, MUSEUM, & MEMO	8000	3	5	-	-	38,059.24	-	595.00	32,363.56	-
00100	48450	ISP YOUTH EDUC, MUSEUM, & MEMO	8000	4	5	-	-	40,221.14	-	20,077.58	3,056.22	-
00100	48450	ISP YOUTH EDUC, MUSEUM, & MEMO	8000	5	5	-	-	23,133.78	-	17,576.08	8,710,258.16	-
00100	48450	ISP YOUTH EDUC, MUSEUM, & MEMO	8000	9	5	-	-	1,254.94	-	-	1,178.76	-
00100	48450	ISP YOUTH EDUC, MUSEUM, & MEMO	8000	9	5	-	-	116,099.40	-	33,365.07	82,734.33	-
00100	58011	ARRA Byrne JAG Sub-Grant	8000	0	7	152,662.00	152,662.00	-	-	-	152,662.00	-
00100	58011	ARRA Byrne JAG Sub-Grant	8000	0	7	152,662.00	152,662.00	-	-	-	152,662.00	-
00100	58410	INTERNET CRIMES AGAINST CHILDR	8000	0	7	1,736.50	5.51	152,656.49	-	-	152,656.49	-
00100	58410	INTERNET CRIMES AGAINST CHILDR	8000	0	7	1,736.50	5.51	152,656.49	-	-	152,656.49	-
00100	60800	ISP DOJ Fund	8016	0	7	1,736.50	1,736.50	-	-	-	-	-
00100	60800	ISP DOJ Fund	8016	0	7	5,870,579.19	2,064,150.20	3,806,428.99	-	902,393.74	2,905,428.25	(1,393.00)
00100	60810	ISP DOT Fund	8020	0	7	3,246,015.87	23,706,635.13	8,639,380.74	-	902,393.74	2,905,428.25	(1,393.00)
00100	60820	ISP DHS Fund	8097	0	7	3,287,501.68	2,120,400.09	1,167,101.59	-	17,576.08	8,710,258.16	(88,455.50)
00100	60820	ISP DHS Fund	8097	0	7	3,287,501.68	2,120,400.09	1,167,101.59	-	17,576.08	8,710,258.16	(88,455.50)
00100	70330	ISP St Pol Bldg Comm Fund	3260	0	7	3,135,795.12	691,653.26	2,454,141.86	-	1,961,847.11	492,294.75	-
00100	70331	St Police SPBF PM	3260	0	7	633,725.02	151.62	633,573.40	-	69,596.53	563,976.87	-
00100	71671	ISP Aviation Rotary Fund	5220	0	5	1,942,103.72	1,596,880.63	-	-	-	15,227.82	-
00100	71671	ISP Aviation Rotary Fund	5220	2	5	-	-	139,755.36	-	70,217.32	69,538.04	-
00100	71671	ISP Aviation Rotary Fund	5220	3	5	-	-	82,870.91	-	302.27	82,568.64	-
00100	71671	ISP Aviation Rotary Fund	5220	4	5	-	-	107,369.00	-	38,641.45	68,727.55	-
00100	71671	ISP Aviation Rotary Fund	5220	9	5	-	-	345,223.09	-	109,161.04	236,062.05	-
00100	76010	State Police 40th	6605	0	6	1,942,103.72	1,596,880.63	-	-	-	32,443.72	-
00100	76010	State Police 40th	6605	0	6	283,967.78	207,935.02	76,032.76	-	-	32,443.72	-
00100	77010	ISP 115 Health Trust Fund	6605	0	6	2,722,117.85	(522,308.02)	3,244,425.87	-	-	3,243,076.83	-
00100	77010	ISP 115 Health Trust Fund	6605	0	6	2,722,117.85	(522,308.02)	3,244,425.87	-	-	3,243,076.83	-
00103	10870	LAW ENFORCEMENT TRAINING ACADM	1000	0	3	114,152.00	114,152.00	-	-	-	1,346.94	-
00103	10870	LAW ENFORCEMENT TRAINING ACADM	1000	0	3	114,152.00	114,152.00	-	-	-	1,346.94	-
00103	38920	LAW ENFORCEMENT TRAINING	3300	1	3	4,047,070.61	563,926.37	3,483,744.24	-	-	3,483,744.24	-
00103	38920	LAW ENFORCEMENT TRAINING	3300	2	3	900,165.39	-	310,286.25	-	32,592.03	310,286.25	-
00103	38920	LAW ENFORCEMENT TRAINING	3300	3	3	-	-	369,263.12	-	-	369,263.12	-
00103	38920	LAW ENFORCEMENT TRAINING	3300	4	3	-	-	149,208.69	-	-	149,208.69	-
00103	38920	LAW ENFORCEMENT TRAINING	3300	5	3	-	-	46,574.56	-	-	46,574.56	-
00103	38920	LAW ENFORCEMENT TRAINING	3300	9	3	-	-	4,393,929.63	-	32,592.03	4,351,337.60	-
00103	44490	GENERAL DONATION	6000	0	6	4,947,945.00	563,926.37	4,384,018.63	-	-	4,384,018.63	-
00103	44490	GENERAL DONATION	6000	0	6	4,947,945.00	563,926.37	4,384,018.63	-	-	4,384,018.63	-
00103	45310	ACADEMY MEMORABILIA	6000	0	6	4,673.30	3,655.11	824.19	-	-	751.39	-
00103	45310	ACADEMY MEMORABILIA	6000	0	6	4,673.30	3,655.11	824.19	-	-	751.39	-
00103	63300	LETS DOT Fund	8020	0	7	2,297.41	2,297.41	-	-	-	191,931.07	-
00103	63300	LETS DOT Fund	8020	0	7	445,339.60	253,408.53	191,931.07	-	-	191,931.07	-
00103	63310	LETS DOJ Fund	8016	0	7	164,350.00	164,350.00	-	-	-	164,350.00	-
00103	63310	LETS DOJ Fund	8016	0	7	164,350.00	164,350.00	-	-	-	164,350.00	-

AUDITOR OF STATE
AGENCY APPROPRIATION AND ALLOTMENT TRIAL BALANCE REPORT
 July 1, 2013 through June 30, 2014 (Budget Year 2014; Run Date 7/13/14)

BU	PS FUND	PS Fund Name	CAFR Fund	PT	CTRL	APPROPRIATIONS	APPR BALANCE	ALLOTMENTS	PRE-ENCUMBRANCE	ENCUMBRANCES	EXPENDITURES	ALLOT BALANCE
00160	11300	DISABLED AMERICAN VETERANS	1000	0	3	40,000.00	-	-	-	-	-	-
00160	11300	DISABLED AMERICAN VETERANS	1000	3	3	-	-	40,000.00	-	-	40,000.00	-
00160	11370	AMERICAN VETERANS WW2	1000	0	3	30,000.00	-	-	-	-	-	-
00160	11370	AMERICAN VETERANS WW2	1000	3	3	-	-	30,000.00	-	-	30,000.00	-
00160	11460	DEPT OF VETERANS AFFAIRS	1000	1	3	435,074.04	-	435,074.04	-	-	435,074.04	-
00160	11460	DEPT OF VETERANS AFFAIRS	1000	3	3	2,457.58	-	-	-	-	2,457.58	-
00160	11460	DEPT OF VETERANS AFFAIRS	1000	4	3	1,201.14	-	-	-	-	1,201.14	-
00160	11460	DEPT OF VETERANS AFFAIRS	1000	5	3	4,077.64	-	-	-	-	4,077.64	-
00160	11460	DEPT OF VETERANS AFFAIRS	1000	3	3	310.40	-	-	-	-	310.40	-
00160	11460	DEPT OF VETERANS AFFAIRS	1000	7	3	953.41	-	-	-	-	953.41	-
00160	11460	DEPT OF VETERANS AFFAIRS	1000	9	3	17,553.13	-	-	-	-	17,553.13	-
00160	11460	DEPT OF VETERANS AFFAIRS	1000	3	3	461,607.34	-	461,607.34	-	-	461,607.34	-
00160	11540	VETERANS OF FOREIGN WARS	1000	0	3	30,000.00	-	-	-	-	-	-
00160	11540	VETERANS OF FOREIGN WARS	1000	3	3	-	-	30,000.00	-	-	30,000.00	-
00160	11540	VETERANS OF FOREIGN WARS	1000	3	3	524,032.06	-	524,032.06	-	-	524,032.06	-
00160	18200	OPERATION OF VETERANS CEMETER	1000	0	5	208,844.66	-	208,844.66	-	-	208,844.66	-
00160	18200	OPERATION OF VETERANS CEMETER	1000	2	5	225,629.48	-	-	-	-	225,629.48	-
00160	18200	OPERATION OF VETERANS CEMETER	1000	3	5	25,698.20	-	-	-	-	25,698.20	-
00160	18200	OPERATION OF VETERANS CEMETER	1000	4	5	7,858.47	-	-	-	-	7,858.47	-
00160	18200	OPERATION OF VETERANS CEMETER	1000	5	5	28,498.50	-	-	-	-	28,498.50	-
00160	18200	OPERATION OF VETERANS CEMETER	1000	4	5	19,238.99	-	-	-	-	19,238.99	-
00160	18200	OPERATION OF VETERANS CEMETER	1000	5	5	7,374.76	-	-	-	-	7,374.76	-
00160	18200	OPERATION OF VETERANS CEMETER	1000	9	5	208,844.66	-	208,844.66	-	-	208,844.66	-
00160	18200	OPERATION OF VETERANS CEMETER	1000	4	4	10,000.00	-	-	-	-	10,000.00	-
00160	18218	VIETNAM VETERANS OF AMERICA	1000	0	4	10,000.00	-	-	-	-	-	-
00160	18218	VIETNAM VETERANS OF AMERICA	1000	3	4	-	-	10,000.00	-	-	10,000.00	-
00160	44085	MILITARY RELIEF FUND	6000	0	5	1,864,912.45	-	1,864,912.45	-	-	1,864,912.45	-
00160	44085	MILITARY RELIEF FUND	6000	3	5	25,680.27	-	-	-	-	25,680.27	-
00160	44085	MILITARY RELIEF FUND	6000	7	5	362,823.38	-	-	-	-	362,823.38	-
00160	44085	MILITARY RELIEF FUND	6000	9	5	18,917.03	-	-	-	-	18,917.03	-
00160	44085	MILITARY RELIEF FUND	6000	5	5	1,864,912.45	-	1,864,912.45	-	-	1,864,912.45	-
00160	47080	DONATIONS-IDVA	6000	0	5	3,780.00	-	-	-	-	-	-
00160	47080	DONATIONS-IDVA	6000	9	5	5,537.42	-	5,537.42	-	-	5,537.42	-
00160	47080	DONATIONS-IDVA	6000	3	5	4,280.00	-	-	-	-	4,280.00	-
00160	47110	SERVICE OFFICER TRAINING CONFE	6000	0	5	78,442.57	-	78,442.57	-	-	78,442.57	-
00160	47110	SERVICE OFFICER TRAINING CONFE	6000	3	5	48,462.48	-	-	-	-	48,462.48	-
00160	47110	SERVICE OFFICER TRAINING CONFE	6000	9	5	1,124.08	-	-	-	-	1,124.08	-
00160	47110	SERVICE OFFICER TRAINING CONFE	6000	9	5	932.80	-	-	-	-	932.80	-
00160	47110	SERVICE OFFICER TRAINING CONFE	6000	5	5	29,980.09	-	-	-	-	29,980.09	-
00160	59010	Veterans Affairs Trust Fund	6960	0	5	78,442.57	-	78,442.57	-	-	78,442.57	-
00160	59010	Veterans Affairs Trust Fund	6960	3	5	322,418.49	-	-	-	-	322,418.49	-
00160	59010	Veterans Affairs Trust Fund	6960	7	5	322,418.49	-	-	-	-	322,418.49	-
00160	61000	VA Affairs DVA Fund	8064	0	7	1,147,280.64	-	1,147,280.64	-	-	1,147,280.64	-
00160	61000	VA Affairs DVA Fund	8064	3	7	662,933.18	-	-	-	-	662,933.18	-
00160	61000	VA Affairs DVA Fund	8064	6	7	662,933.18	-	-	-	-	662,933.18	-
00190	15392	COUNTY SLOT MACHINE WAGRNG FE	1000	0	6	26,159,318.02	-	26,159,318.02	-	-	26,159,318.02	-
00190	15392	COUNTY SLOT MACHINE WAGRNG FE	1000	6	6	83.86	-	-	-	-	83.86	-
00190	15392	COUNTY SLOT MACHINE WAGRNG FE	1000	5	5	8,007,741.58	-	8,007,741.58	-	-	8,007,741.58	-
00190	35410	CHARITY GAMING ENFORCEMENT	2650	0	5	2,730,551.77	-	-	-	-	2,730,551.77	-
00190	35410	CHARITY GAMING ENFORCEMENT	2650	1	5	44,431.90	-	-	-	-	44,431.90	-
00190	35410	CHARITY GAMING ENFORCEMENT	2650	3	5	21,260.12	-	-	-	-	21,260.12	-
00190	35410	CHARITY GAMING ENFORCEMENT	2650	4	5	86,949.48	-	-	-	-	86,949.48	-
00190	35410	CHARITY GAMING ENFORCEMENT	2650	5	5	101,684.00	-	-	-	-	101,684.00	-
00190	35410	CHARITY GAMING ENFORCEMENT	2650	9	5	2,433,421.32	-	-	-	-	2,433,421.32	-
00190	35410	CHARITY GAMING ENFORCEMENT	2650	5	5	2,638.83	-	-	-	-	2,638.83	-
00190	35410	CHARITY GAMING ENFORCEMENT	2650	9	5	2,638.83	-	-	-	-	2,638.83	-
00190	36920	IGC-ADMINISTRATIVE	2850	1	3	2,914,399.00	-	2,914,399.00	-	-	2,914,399.00	-
00190	36920	IGC-ADMINISTRATIVE	2850	2	3	136,087.71	-	-	-	-	136,087.71	-
00190	36920	IGC-ADMINISTRATIVE	2850	3	3	431,003.00	-	-	-	-	431,003.00	-
00190	36920	IGC-ADMINISTRATIVE	2850	4	3	6,841.40	-	-	-	-	6,841.40	-
00190	36920	IGC-ADMINISTRATIVE	2850	9	3	368,927.36	-	-	-	-	368,927.36	-
00190	36920	IGC-ADMINISTRATIVE	2850	9	3	3,199,332.95	-	-	-	-	3,199,332.95	-
00190	36920	IGC-ADMINISTRATIVE	2850	6	6	146,069.05	-	-	-	-	146,069.05	-
00190	36930	FINGERPRINT FEES	2850	0	6	136,872.75	-	136,872.75	-	-	136,872.75	-
00190	36930	FINGERPRINT FEES	2850	6	6	7,570.25	-	-	-	-	7,570.25	-
00190	36930	FINGERPRINT FEES	2850	6	6	212,543.00	-	-	-	-	212,543.00	-
00190	36930	FINGERPRINT FEES	2850	5	5	61,400.13	-	-	-	-	61,400.13	-
00190	44312	ATHLETIC COMMISSION FUND	6000	0	5	158,680.27	-	-	-	-	158,680.27	-
00190	44312	ATHLETIC COMMISSION FUND	6000	1	5	3,357.78	-	-	-	-	3,357.78	-
00190	44312	ATHLETIC COMMISSION FUND	6000	2	5	200.00	-	-	-	-	200.00	-
00190	44312	ATHLETIC COMMISSION FUND	6000	3	5	1,956.49	-	-	-	-	1,956.49	-
00190	44312	ATHLETIC COMMISSION FUND	6000	9	5	4,258.92	-	-	-	-	4,258.92	-
00190	44312	ATHLETIC COMMISSION FUND	6000	9	5	168,086.36	-	-	-	-	168,086.36	-
00190	45015	GAMING FORFEITURE FUND	6000	0	5	1,205.99	-	-	-	-	1,205.99	-
00190	45015	GAMING FORFEITURE FUND	6000	4	5	1,491.64	-	-	-	-	1,491.64	-
00190	45015	GAMING FORFEITURE FUND	6000	9	5	2,239.84	-	-	-	-	2,239.84	-
00190	45015	GAMING FORFEITURE FUND	6000	9	5	4,937.47	-	-	-	-	4,937.47	-
00190	45016	Federal Forfeiture - Gaming Co	6000	0	5	91.99	-	-	-	-	91.99	-
00190	45016	Federal Forfeiture - Gaming Co	6000	4	5	91.99	-	-	-	-	91.99	-
00190	45016	Federal Forfeiture - Gaming Co	6000	4	5	91.99	-	-	-	-	91.99	-
00190	45016	Federal Forfeiture - Gaming Co	6000	0	5	5,042.29	-	-	-	-	5,042.29	-
00190	45016	Federal Forfeiture - Gaming Co	6000	4	5	4,950.30	-	-	-	-	4,950.30	-
00190	45016	Federal Forfeiture - Gaming Co	6000	0	5	3,137,505.17	-	-	-	-	3,137,505.17	-
00190	46050	GAMING INVESTIGATIONS	6000	0	5	29,831.78	-	-	-	-	29,831.78	-
00190	46050	GAMING INVESTIGATIONS	6000	1	5	-	-	-	-	-	-	-

AUDITOR OF STATE
AGENCY APPROPRIATION AND ALLOTMENT TRIAL BALANCE REPORT
 July 1, 2013 through June 30, 2014 (Budget Year 2014; Run Date 7/13/14)

BU	PS FUND	CAFR Fund	PT	CTRL	APPROPRIATIONS	APPR BALANCE	ALLOTMENTS	PRE-ENCUMBRANCE	ENCUMBRANCES	EXPENDITURES	ALLOT BALANCE
00190	46050	6000	2	5	-	-	10,594.40	-	-	10,594.40	-
00190	46050	6000	3	5	-	-	17,119.76	-	217.96	16,901.80	-
00190	46050	6000	4	5	-	-	1,191.31	-	333.03	858.28	-
00190	46050	6000	9	5	-	-	2,707.46	-	216.92	2,490.54	-
46050 Total					3,198,949.88	3,137,505.17	61,444.71	-	769.91	60,674.80	-
00190	46720	6000	0	6	15,192,937.66	(11,323,107.59)	26,516,045.24	-	33,524.51	13,142,883.69	13,339,637.04
46720 Total					15,192,937.66	(11,323,107.59)	26,516,045.24	-	33,524.51	13,142,883.69	13,339,637.04
00190	75113	6950	0	6	0.01	0.01	-	-	-	-	-
00200	38520	3200	1	3	6,870,998.00	531,988.66	6,338,919.34	-	-	6,338,919.34	-
00200	38520	3200	2	3	1,870,630.00	48,533.66	1,641,712.34	-	60,752.25	1,641,712.34	-
00200	38520	3200	3	3	-	-	788,961.39	-	-	788,961.39	-
00200	38520	3200	4	3	-	-	36,311.34	-	-	36,311.34	-
00200	38520	3200	5	3	-	-	2,466.98	-	-	2,466.98	-
00200	38520	3200	9	3	-	-	830,168.75	-	1,204.69	828,964.06	152.98
38520 Total					8,741,538.00	580,522.32	8,161,015.68	-	61,956.94	8,098,411.46	647.28
00200	38560	3200	0	5	2,851.19	2,851.19	-	-	-	-	-
00200	48591	6000	0	5	2,921.00	2,921.00	-	-	-	-	-
00200	48591	6000	0	7	3,150.00	3,150.00	-	-	-	-	-
00200	58019	8000	0	7	5,763.59	5,763.59	-	-	-	-	-
00200	58019	8000	0	7	5,763.59	5,763.59	-	-	-	-	-
61100 Total					196,960.94	97,223.05	99,737.89	-	-	99,737.89	-
00205	38550	3200	0	5	142,987.96	142,987.96	-	-	-	-	-
00205	38550	3200	3	5	-	-	142,987.96	-	121,168.17	21,819.79	-
38550 Total					142,987.96	142,987.96	142,987.96	-	121,168.17	21,819.79	-
00205	38560	3200	1	3	4,994,090.00	351,546.08	4,632,543.92	-	-	4,632,543.92	-
00205	38560	3200	3	3	643,884.00	3,211.38	78,235.99	-	-	78,235.99	-
00205	38560	3200	4	3	-	-	5,509.05	-	-	5,509.05	-
00205	38560	3200	5	3	-	-	12,409.90	-	142.05	12,267.85	-
00205	38560	3200	9	3	-	-	1,799.08	-	-	1,799.08	-
38560 Total					5,627,974.00	354,757.46	5,273,216.54	-	31,920.80	5,241,295.74	-
00205	38570	3200	0	4	876,734.56	186,527.91	-	-	-	-	-
00205	38570	3200	3	4	-	-	676,500.00	-	652,876.46	23,623.54	-
00205	38570	3200	9	4	-	-	13,706.65	-	-	13,706.65	-
38570 Total					876,734.56	186,527.91	690,206.65	-	652,876.46	37,330.19	-
00208	39220	3340	1	3	6,160,310.17	-	6,160,310.17	-	-	6,160,310.17	-
00208	39220	3340	2	3	1,336,698.74	-	1,336,698.74	-	-	1,336,698.74	-
00208	39220	3340	3	3	-	-	112,587.30	-	-	112,587.30	-
00208	39220	3340	4	3	-	-	242,282.64	-	-	242,282.64	-
00208	39220	3340	5	3	-	-	8,529.16	-	-	8,529.16	-
00208	39220	3340	9	3	-	-	2,366.23	-	-	2,366.23	-
39220 Total					7,496,898.91	-	7,496,898.91	-	-	7,496,898.91	-
00210	36410	2800	1	3	5,055,775.79	475,983.34	4,579,792.45	-	-	4,579,792.45	-
00210	36410	2800	2	3	990,897.21	38,208.00	1,029,105.21	-	-	1,029,105.21	-
00210	36410	2800	3	3	-	-	131,351.03	-	-	131,351.03	-
00210	36410	2800	4	3	-	-	17,120.37	-	149.66	16,970.71	-
00210	36410	2800	5	3	-	-	600.00	-	-	600.00	-
00210	36410	2800	8	3	-	-	633,410.03	-	3,624.02	629,786.01	-
36410 Total					6,046,471.00	514,191.34	5,532,279.66	-	3,775.68	5,528,503.98	-
00210	37920	3100	1	3	197,891.67	9,295.35	188,596.32	-	-	188,596.32	-
00210	37920	3100	2	3	9,917.33	-	-	-	-	-	-
00210	37920	3100	3	3	-	-	430.22	-	-	430.22	-
00210	37920	3100	9	3	-	-	9,487.11	-	-	9,487.11	-
37920 Total					207,809.00	9,295.35	198,013.65	-	-	198,013.65	-
00210	45800	6000	0	6	328,153.93	328,153.01	0.92	-	-	0.92	-
00210	45800	6000	0	6	328,153.93	328,153.01	0.92	-	-	0.92	-
45800 Total					328,153.93	328,153.01	0.92	-	-	0.92	-
00210	48810	6020	0	6	319,775,170.65	12,869,905.04	306,905,265.61	-	-	178,288,678.83	128,636,386.78
00210	48810	6020	0	6	319,775,170.65	12,869,905.04	306,905,265.61	-	-	178,288,678.83	128,636,386.78
00210	48820	6020	1	3	558,242.81	-	558,242.81	-	-	558,242.81	-
00210	48820	6020	2	3	2,157.23	-	2,157.23	-	-	2,157.23	-
00210	48820	6020	3	3	2,079,466.05	-	2,079,466.05	-	5,172.89	2,074,293.16	-
00210	48820	6020	4	3	-	-	4,356.37	-	-	4,356.37	-
00210	48820	6020	5	3	-	-	7,474.13	-	-	7,474.13	-
00210	48820	6020	9	3	-	-	37,793.62	-	2,883.33	34,910.29	-
48820 Total					2,689,376.56	-	2,689,376.56	-	8,058.22	2,681,318.34	-
00210	59310	6290	1	3	63.00	-	63.00	-	-	63.00	-
00210	59310	6290	2	3	151,170.16	37,500.00	113,670.16	-	-	113,670.16	-
00210	59310	6290	3	3	-	-	113,291.38	-	18,750.00	94,541.38	-
59310 Total					151,233.16	37,500.00	113,720.16	-	18,750.00	94,570.16	-
00210	59220	6290	0	5	1,649,177.47	1,649,177.47	-	-	-	-	-
00210	59220	6290	0	5	1,649,177.47	1,649,177.47	-	-	-	-	-
59220 Total					1,649,177.47	1,649,177.47	-	-	-	-	-
00210	51010	6310	0	6	6,027,775.04	4,305,662.87	1,722,112.17	-	-	1,722,112.17	-
00210	51010	6310	0	6	6,027,775.04	4,305,662.87	1,722,112.17	-	-	1,722,112.17	-
00210	51020	6310	2	3	786,676.06	-	786,676.06	-	-	786,676.06	-
00210	51020	6310	3	3	-	-	182.87	-	-	182.87	-
51020 Total					786,676.06	-	786,676.06	-	-	786,676.06	-

AUDITOR OF STATE
AGENCY APPROPRIATION AND ALLOTMENT TRIAL BALANCE REPORT
 July 1, 2013 through June 30, 2014 (Budget Year 2014; Run Date 7/13/14)

BU	PS FUND	CAFR Fund	PT	CTRL	APPROPRIATIONS	APPR BALANCE	ALLOTMENTS	PRE-ENCUMBRANCE	ENCUMBRANCES	EXPENDITURES	ALLOT BALANCE
00210	51020	6310	8	3	-	-	695,763.88	-	-	695,763.88	-
00210	51020	6310	9	3	-	-	1,550.13	-	-	1,550.13	-
00210	51020	6440	1	3	786,676.06	-	786,676.06	-	-	786,676.06	-
00210	54510	6440	2	3	255,267.79	-	255,267.79	-	-	255,267.79	-
00210	54510	6440	3	3	444,636.16	-	-	51,633.25	-	375,921.84	-
00210	54510	6440	4	3	-	-	-	6,117.05	-	6,117.05	-
00210	54510	6440	5	3	-	-	-	10,964.02	-	10,287.85	-
00210	54510	6440	9	3	-	-	-	-	-	647,574.53	-
00210	61200	8083	0	7	689,935.95	1,757,429.01	689,935.95	-	-	1,820,182.56	(175,40)
00210	61200	8083	0	7	4,389,357.62	1,757,429.01	2,602,528.61	-	-	782,521.45	(175,40)
00215	11920	1000	0	3	36,894.00	(3,316,791.73)	-	-	-	-	-
00215	11920	1000	1	3	3,242,000.00	314,589.85	2,927,410.15	-	-	2,927,410.15	-
00215	11920	1000	2	3	503,505.00	15,129.42	66,475.50	-	-	68,476.50	-
00215	11920	1000	3	3	-	-	281,471.95	117,370.00	-	164,101.85	-
00215	11920	1000	4	3	-	-	36,466.64	-	-	36,461.64	-
00215	11920	1000	5	3	-	-	343.15	196.00	-	144.00	-
00215	11920	1000	9	3	-	-	101,918.74	-	-	100,345.15	-
00215	11920	1000	0	6	3,842,869.00	(2,989,072.48)	3,415,788.73	117,862.00	-	3,298,898.89	1,303.84
00215	17210	1000	0	6	712.92	712.92	-	-	-	-	-
00215	44520	6000	0	6	1,089.55	1,089.55	-	-	-	-	-
00215	44520	6000	0	6	1,089.55	1,089.55	-	-	-	-	-
00215	45210	6000	0	6	11,168.36	11,168.36	-	-	-	-	-
00217	11360	1000	1	3	1,118,498.00	11,168.36	1,035,817.62	-	-	1,035,817.62	-
00217	11360	1000	2	3	69,700.00	6,923.46	20,404.89	-	-	20,404.89	-
00217	11360	1000	3	3	-	-	2,093.28	-	-	2,093.28	-
00217	11360	1000	4	3	-	-	6,315.58	-	-	6,315.58	-
00217	11360	1000	9	3	-	-	33,962.79	-	-	33,962.79	-
00220	11360	1000	0	3	1,188,198.00	89,603.84	1,098,594.16	-	-	1,098,594.16	-
00220	11940	1000	1	3	1,859,484.00	10,563.52	1,848,930.48	-	-	1,848,930.48	-
00220	11940	1000	2	3	108,880.00	14,989.36	31,451.01	-	-	31,451.01	-
00220	11940	1000	3	3	-	-	312.98	-	-	312.98	-
00220	11940	1000	4	3	-	-	5,204.52	399.91	-	4,804.61	-
00220	11940	1000	9	3	-	-	56,922.13	-	-	56,922.13	-
00220	11940	1000	0	3	1,968,374.00	25,552.88	1,942,821.21	399.91	-	1,942,421.21	-
00220	35010	2610	0	5	939,332.01	934,703.90	-	-	-	-	-
00220	35010	2610	5	5	-	-	1,103.11	-	-	1,103.11	-
00220	35010	2610	9	5	-	-	3,525.00	-	-	3,525.00	-
00220	35010	2610	0	6	939,332.01	934,703.90	4,628.11	-	-	4,628.11	-
00220	48270	6000	0	6	10,089,199.36	(2,160,281.58)	12,249,480.94	-	-	6,010,046.93	6,239,434.01
00220	50410	6230	0	6	10,089,199.36	(2,160,281.58)	12,249,480.94	-	-	6,010,046.93	6,239,434.01
00225	50410	6230	0	6	43,395.84	24,177.60	19,218.24	-	-	15,790.96	-
00225	50410	6230	0	6	43,395.84	24,177.60	19,218.24	-	-	15,790.96	-
00225	50410	6230	0	6	43,395.84	24,177.60	19,218.24	-	-	15,790.96	-
00225	11960	1000	1	3	760,173.00	188,746.74	571,426.26	-	-	571,426.26	-
00225	11960	1000	2	3	72,241.00	9,540.42	20,444.82	-	-	20,444.82	-
00225	11960	1000	3	3	-	-	718.40	-	-	718.40	-
00225	11960	1000	4	3	-	-	4,553.30	150.32	-	4,402.98	-
00225	11960	1000	5	3	-	-	18,429.93	17,580.00	-	849.93	-
00225	11960	1000	9	3	-	-	18,554.13	124.68	-	18,429.45	-
00225	11960	1000	0	3	832,414.00	198,287.16	634,126.84	17,855.00	-	616,271.84	-
00225	11980	1000	1	3	197,739.00	20,328.01	177,410.99	-	-	177,410.99	-
00225	11980	1000	2	3	24,541.00	9,051.44	2,247.68	-	-	2,247.68	-
00225	11980	1000	3	3	-	-	385.65	-	-	385.65	-
00225	11980	1000	4	3	-	-	4,002.96	-	-	4,002.96	-
00225	11980	1000	9	3	-	-	8,653.27	-	-	8,653.27	-
00225	11980	1000	0	3	222,280.00	29,379.45	192,900.55	-	-	192,900.55	-
00225	35510	2660	0	3	186,972.04	19,914.32	167,057.72	-	-	167,057.72	-
00225	35510	2660	1	3	-	-	146,752.13	-	-	146,752.13	-
00225	35510	2660	2	3	-	-	2,473.76	-	-	2,473.76	-
00225	35510	2660	3	3	-	-	317.53	-	-	317.53	-
00225	35510	2660	4	3	-	-	3,963.17	-	-	3,963.17	-
00225	35510	2660	9	3	-	-	13,531.13	-	-	13,531.13	-
00225	35510	2660	0	3	186,972.04	19,914.32	167,057.72	-	-	167,057.72	-
00225	40810	3580	2	3	600,000.00	30,500.00	569,500.00	-	-	569,500.00	-
00225	40810	3580	5	3	-	-	569,500.00	-	-	569,500.00	-
00225	40810	3580	0	5	600,000.00	30,500.00	569,500.00	-	-	569,500.00	-
00225	48170	6000	0	5	43,786.57	39,015.83	37.00	-	-	37.00	-
00225	48170	6000	3	5	-	-	3,653.79	-	-	3,653.79	-
00225	48170	6000	4	5	-	-	998.73	-	-	998.73	-
00225	48170	6000	5	5	-	-	89.22	-	-	89.22	-
00225	48170	6000	9	5	-	-	4,770.74	-	-	4,770.74	-
00225	48200	6000	0	5	43,786.57	39,015.83	37.00	-	-	37.00	-
00225	48200	6000	0	5	45,775.72	45,775.72	-	-	-	-	-
00225	48200	6000	0	5	45,775.72	45,775.72	-	-	-	-	-
00225	48200	6000	0	5	45,775.72	45,775.72	-	-	-	-	-
00225	61300	8017	0	7	8,721,064.38	3,285,066.42	5,435,997.96	-	-	5,423,238.85	7.32
00225	61300	8017	0	7	8,721,064.38	3,285,066.42	5,435,997.96	-	-	5,423,238.85	7.32
00225	61301	8087	0	7	8,550.74	8,550.74	-	-	-	5,423,238.85	7.32

AUDITOR OF STATE
AGENCY APPROPRIATION AND ALLOTMENT TRIAL BALANCE REPORT
 July 1, 2013 through June 30, 2014 (Budget Year 2014; Run Date 7/13/14)

BU	PS FUND	PS Fund Name	CAFR Fund	PT	CTRL	APPROPRIATIONS	APPR BALANCE	ALLOTMENTS	PRE-ENCUMBRANCE	ENCUMBRANCES	EXPENDITURES	ALLOT BALANCE
00235	61325 Total					938,747.66	282,610.63	656,137.03	-	-	656,137.03	-
00235	75117	INDIANA NATIVE AMERICAN TRUST	6990	0	6	307,000.00	254,140.00	52,140.00	-	-	-	52,140.00
00235	75118	INDIANA FFA TRUST	6990	0	6	4,000.00	1,100.00	2,900.00	-	-	-	2,900.00
00235	75120	TEAMSTERS	6990	0	6	11,300.00	3,300.00	8,000.00	-	-	-	8,000.00
00235	75121	BOY SCOUT TRUST	6990	0	6	5,175.00	1,600.00	3,575.00	-	-	-	3,575.00
00235	75122	DARE TRUST	6990	0	6	9,975.00	2,450.00	7,525.00	-	-	-	7,525.00
00235	75123	INDIANA HEALTH TRUST	6990	0	6	4,350.00	7,750.00	(3,400.00)	-	-	-	(3,400.00)
00235	75139	PURDUE UNIV LICENSE PLATE TRUS	6990	0	6	1,198,400.00	(1,007,328.00)	2,199,728.00	-	-	1,098,625.00	1,101,100.00
00235	75140	LEWIS & CLARK LIC PLATE TRUST	6990	0	6	1,400.00	350.00	1,050.00	-	-	-	1,050.00
00235	75141	RILEY CHILD'S HOSP LIC PLATE	6990	0	6	50,400.00	18,000.00	32,400.00	-	-	-	32,400.00
00235	75142	INDIANA 4-H TRUST	6990	0	6	13,850.00	13,850.00	36,600.00	-	-	-	36,600.00
00235	75143	AMERICAN LEGION TRUST	6990	0	6	5,150.00	1,100.00	4,050.00	-	-	-	4,050.00
00235	75149	ANDERSON UNIVERSITY TRUST	6990	0	6	2,000.00	490.00	1,510.00	-	-	-	1,510.00
00235	75150	INDIANA BLACK EXPO TRUST	6990	0	6	2,550.00	500.00	2,050.00	-	-	-	2,050.00
00235	75151	INDIANA BREAST CANCER TRUST	6990	0	6	10,325.00	2,525.00	7,800.00	-	-	-	7,800.00
00235	75152	INDIANA FOUNDATION TRUST	6990	0	6	67,950.00	17,550.00	50,400.00	-	-	-	50,400.00
00235	75153	IVY TECH COMM COLLEGE TRUST	6990	0	6	1,975.00	600.00	1,375.00	-	-	-	1,375.00
00235	75154	MANCHESTER COLLEGE TRUST	6990	0	6	2,025.00	500.00	1,525.00	-	-	-	1,525.00
00235	75155	NOTRE DAME UNIVERSITY TRUST	6990	0	6	3,425.00	825.00	2,600.00	-	-	-	2,600.00
00235	75156	PROFESSIONAL FIREFIGHTERS TRUS	6990	0	6	35,225.00	10,150.00	25,075.00	-	-	-	25,075.00
00235	75157	ROSE HULMAN TRUST	6990	0	6	40,425.00	10,450.00	29,975.00	-	-	-	29,975.00
00235	75158	STATE POLICE TRUST	6990	0	6	8,525.00	2,850.00	5,675.00	-	-	-	5,675.00
00235	75159	DEPAUW UNIVERSITY LIC PL TR	6990	0	6	5,350.00	23,100.00	(17,750.00)	-	-	-	(17,750.00)
00235	75163	INDIANA TECH LIC PL TR	6990	0	6	6,525.00	1,900.00	4,625.00	-	-	-	4,625.00
00235	75164	INDIANA WESLEYAN UNIV LIC PL T	6990	0	6	1,250.00	300.00	950.00	-	-	-	950.00
00235	75165	IUPUI LIC PL TR	6990	0	6	4,300.00	4,375.00	2,925.00	-	-	-	2,925.00
00235	75166	VINCENNES UNIVERSITY LIC PL TR	6990	0	6	4,725.00	1,050.00	3,675.00	-	-	-	3,675.00
00235	75167	UNIV OF SOUTHERN IN LIC PL TR	6990	0	6	2,225.00	425.00	1,800.00	-	-	-	1,800.00
00235	75168	UNIV OF ST. FRANCIS LIC PL TR	6990	0	6	2,975.00	875.00	2,100.00	-	-	-	2,100.00
00235	75169	BUTLER UNIVERSITY LIC PL TR	6990	0	6	1,225.00	440.00	785.00	-	-	-	785.00
00235	75170	GRACE COLL & SEMINARY LIC PL T	6990	0	6	22,925.00	6,325.00	16,600.00	-	-	-	16,600.00
00235	75171	UNIV OF INDIANAPOLIS LIC PL TR	6990	0	6	400.00	150.00	250.00	-	-	-	250.00
00235	75172	HABITAT FOR HUMANITY LIC PL TR	6990	0	6	5,900.00	1,650.00	4,250.00	-	-	-	4,250.00
00235	75173	CHOOSE LIFE LIC PL TR	6990	0	6	1,950.00	450.00	1,500.00	-	-	-	1,500.00
00235	75174	NURSES LIC PL TR	6990	0	6	11,925.00	3,350.00	8,575.00	-	-	-	8,575.00
00235	75175	SPECIAL OLYMPICS LIC PL TR	6990	0	6	4,170.00	10,375.00	3,125.00	-	-	-	3,125.00
00235	75176	JUVENILE DIABETES	6990	0	6	3,600.00	725.00	2,875.00	-	-	-	2,875.00
00235	75180	UNIVERSITY OF EVANSVILLE	6990	0	6	6,025.00	1,500.00	4,525.00	-	-	-	4,525.00
00235	75181	INDIANA STATE UNIV LIC PL TR	6990	0	6	11,175.00	2,475.00	8,700.00	-	-	-	8,700.00
00235	75183	BETHEL COLLEGE	6990	0	6	925.00	250.00	675.00	-	-	-	675.00
00235	75184 Total					925.00	250.00	675.00	-	-	-	675.00

AUDITOR OF STATE
AGENCY APPROPRIATION AND ALLOTMENT TRIAL BALANCE REPORT
July 1, 2013 through June 30, 2014 (Budget Year 2014; Run Date 7/13/14)

BU	PS FUND	CAFR Fund	PT	CTRL	APPROPRIATIONS	APPR BALANCE	ALLOTMENTS	PRE-ENCUMBRANCE	ENCUMBRANCES	EXPENDITURES	ALLOT BALANCE
00235	75187	6990	0	6	5,700.00	1,400.00	4,300.00	-	-	-	4,300.00
	75187 Total				5,700.00	1,400.00	4,300.00				4,300.00
00235	75188	6990	0	6	1,025.00	150.00	875.00	-	-	-	875.00
	75188 Total				1,025.00	150.00	875.00				875.00
00235	75200	6990	0	6	2,525.00	475.00	2,050.00	-	-	-	2,050.00
	75200 Total				2,525.00	475.00	2,050.00				2,050.00
00235	75201	6990	0	6	13,475.00	3,025.00	10,450.00	-	-	-	10,450.00
	75201 Total				13,475.00	3,025.00	10,450.00				10,450.00
00235	75202	6990	0	6	3,075.00	675.00	2,400.00	-	-	-	2,400.00
	75202 Total				3,075.00	675.00	2,400.00				2,400.00
00235	75204	6990	0	6	825.00	200.00	625.00	-	-	-	625.00
	75204 Total				825.00	200.00	625.00				625.00
00235	75205	6990	0	6	1,175.00	250.00	925.00	-	-	-	925.00
	75205 Total				1,175.00	250.00	925.00				925.00
00235	75206	6990	0	6	1,975.00	475.00	1,500.00	-	-	-	1,500.00
	75206 Total				1,975.00	475.00	1,500.00				1,500.00
00235	75207	6990	0	6	3,000.00	750.00	2,250.00	-	-	-	2,250.00
	75207 Total				3,000.00	750.00	2,250.00				2,250.00
00235	75208	6990	0	6	2,450.00	750.00	1,700.00	-	-	-	1,700.00
	75208 Total				2,450.00	750.00	1,700.00				1,700.00
00235	75209	6990	0	6	27,650.00	6,615.00	19,875.00	-	-	-	19,875.00
	75209 Total				27,650.00	6,615.00	19,875.00				19,875.00
00235	75210	6990	0	6	9,100.00	3,000.00	6,100.00	-	-	-	6,100.00
	75210 Total				9,100.00	3,000.00	6,100.00				6,100.00
00235	75211	6990	0	6	10,950.00	2,475.00	7,575.00	-	-	-	7,575.00
	75211 Total				10,950.00	2,475.00	7,575.00				7,575.00
00235	75212	6990	0	6	9,175.00	2,550.00	6,925.00	-	-	-	6,925.00
	75212 Total				9,175.00	2,550.00	6,925.00				6,925.00
00235	75213	6990	0	6	3,825.00	1,000.00	2,825.00	-	-	-	2,825.00
	75213 Total				3,825.00	1,000.00	2,825.00				2,825.00
00235	75214	6990	0	6	51,800.00	12,900.00	38,900.00	-	-	-	38,900.00
	75214 Total				51,800.00	12,900.00	38,900.00				38,900.00
00235	75215	6990	0	6	2,450.00	425.00	2,025.00	-	-	-	2,025.00
	75215 Total				2,450.00	425.00	2,025.00				2,025.00
00235	75216	6990	0	6	26,175.00	4,900.00	21,275.00	-	-	-	21,275.00
	75216 Total				26,175.00	4,900.00	21,275.00				21,275.00
00235	75217	6990	0	6	600.00	150.00	450.00	-	-	-	450.00
	75217 Total				600.00	150.00	450.00				450.00
00235	75218	6990	0	6	1,900.00	400.00	1,500.00	-	-	-	1,500.00
	75218 Total				1,900.00	400.00	1,500.00				1,500.00
00235	75219	6990	0	6	6,450.00	1,700.00	4,750.00	-	-	-	4,750.00
	75219 Total				6,450.00	1,700.00	4,750.00				4,750.00
00235	75220	6990	0	6	8,625.00	1,725.00	6,900.00	-	-	-	6,900.00
	75220 Total				8,625.00	1,725.00	6,900.00				6,900.00
00235	75221	6990	0	6	2,125.00	700.00	1,425.00	-	-	-	1,425.00
	75221 Total				2,125.00	700.00	1,425.00				1,425.00
00235	75222	6990	0	6	6,075.00	1,525.00	4,550.00	-	-	-	4,550.00
	75222 Total				6,075.00	1,525.00	4,550.00				4,550.00
00235	75223	6990	0	6	4,500.00	1,450.00	3,050.00	-	-	-	3,050.00
	75223 Total				4,500.00	1,450.00	3,050.00				3,050.00
00235	75224	6990	0	6	13,950.00	3,225.00	10,725.00	-	-	-	10,725.00
	75224 Total				13,950.00	3,225.00	10,725.00				10,725.00
00235	75225	6990	0	6	4,475.00	1,075.00	3,400.00	-	-	-	3,400.00
	75225 Total				4,475.00	1,075.00	3,400.00				3,400.00
00235	75226	6990	0	6	650.00	175.00	475.00	-	-	-	475.00
	75226 Total				650.00	175.00	475.00				475.00
00235	75227	6990	0	6	1,075.00	200.00	875.00	-	-	-	875.00
	75227 Total				1,075.00	200.00	875.00				875.00
00235	75228	6990	0	6	2,000.00	500.00	1,500.00	-	-	-	1,500.00
	75228 Total				2,000.00	500.00	1,500.00				1,500.00
00235	75229	6990	0	6	4,775.00	1,650.00	3,125.00	-	-	-	3,125.00
	75229 Total				4,775.00	1,650.00	3,125.00				3,125.00
00235	75230	6990	0	6	4,500.00	350.00	4,150.00	-	-	-	4,150.00
	75230 Total				4,500.00	350.00	4,150.00				4,150.00
00235	75231	6990	0	6	1,375.00	325.00	1,050.00	-	-	-	1,050.00
	75231 Total				1,375.00	325.00	1,050.00				1,050.00
00235	75232	6990	0	6	3,625.00	800.00	2,825.00	-	-	-	2,825.00
	75232 Total				3,625.00	800.00	2,825.00				2,825.00
00235	75233	6990	0	6	3,950.00	875.00	3,075.00	-	-	-	3,075.00
	75233 Total				3,950.00	875.00	3,075.00				3,075.00
00235	75234	6990	0	6	6,850.00	1,700.00	4,850.00	-	-	-	4,850.00
	75234 Total				6,850.00	1,700.00	4,850.00				4,850.00
00235	75235	6990	0	6	925.00	100.00	825.00	-	-	-	825.00
	75235 Total				925.00	100.00	825.00				825.00
00235	75236	6990	0	6	1,750.00	400.00	1,350.00	-	-	-	1,350.00
	75236 Total				1,750.00	400.00	1,350.00				1,350.00
00235	75237	6990	0	6	2,200.00	350.00	1,850.00	-	-	-	1,850.00
	75237 Total				2,200.00	350.00	1,850.00				1,850.00
00240	36110	2720	0	3	479,885.50	-	-	-	-	-	-
00240	36110	2720	2	3	-	-	2,023.79	-	-	2,023.79	-
00240	36110	2720	3	3	-	-	284,145.74	-	-	284,145.74	-
	75237 Total				479,885.50						479,885.50
	75237 Total										
	75237 Total							4,300.32		289,845.42	

AUDITOR OF STATE
AGENCY APPROPRIATION AND ALLOTMENT TRIAL BALANCE REPORT
 July 1, 2013 through June 30, 2014 (Budget Year 2014; Run Date 7/13/14)

BU	PS FUND	CAFR Fund	PT	CTRL	APPROPRIATIONS	APPR BALANCE	ALLOTMENTS	PRE-ENCUMBRANCE	ENCUMBRANCES	EXPENDITURES	ALLOT BALANCE
00240	36110	2720	4	3	-	-	116,930	-	-	116,930	-
00240	36110	2720	7	3	-	-	74,595.29	-	74,595.29	-	-
00240	36110	2720	8	3	-	-	1,650.00	-	1,650.00	-	-
00240	36110	2720	9	3	-	-	107,057.78	-	-	107,057.78	-
	36110 Total				479,659.50	430,330.93	479,659.50	78,895.61	78,895.61	400,693.89	400,693.89
00250	12030	1000	1	3	4,632,536.68	4,202,207.75	161,702.85	-	-	161,702.85	-
00250	12030	1000	2	3	463,559.32	-	12,295.18	-	219.29	12,075.89	-
00250	12030	1000	3	3	-	-	45,314.39	-	-	45,314.39	-
00250	12030	1000	4	3	-	-	244,246.90	-	-	244,246.90	-
00250	12030	1000	9	3	-	-	-	-	-	-	-
	12030 Total				5,096,096.00	4,300,330.93	4,665,767.07	3,446.47	3,446.47	4,662,316.60	4,662,316.60
00250	12210	1000	9	3	-	-	(120,000)	-	-	(120,000)	-
00250	12300	1000	8	3	-	-	(200,000)	-	-	(200,000)	-
00250	12300	1000	8	3	-	-	(200,000)	-	-	(200,000)	-
00250	12340	1000	3	3	-	-	(150,000)	-	-	(150,000)	-
00250	12340	1000	8	3	-	-	(150,000)	-	-	(150,000)	-
00250	12360	1000	8	3	-	-	(40,000)	-	-	(40,000)	-
00250	12430	1000	9	3	-	-	(7,373.00)	-	-	(7,373.00)	-
00250	12430	1000	0	3	-	-	(200,000)	-	-	(200,000)	-
	13065 Total				3,324,031.35	2,612,940.84	258,471.64	-	-	258,471.64	258,471.64
00250	17130	1000	0	5	-	-	4,817.35	-	-	4,817.35	-
00250	17130	1000	1	5	-	-	442,092.54	-	-	442,092.54	-
00250	17130	1000	2	5	-	-	5,718.98	-	85,725.65	356,366.89	-
00250	17130	1000	8	5	-	-	-	-	-	-	-
00250	17130	1000	9	5	-	-	-	-	-	-	-
	17130 Total				3,324,031.35	2,612,940.84	711,090.51	-	85,725.65	625,364.88	625,364.88
00250	17350	1000	0	5	752,445.06	662,203.47	83,684.65	-	-	83,684.65	-
00250	17350	1000	1	5	-	-	1,737.11	-	-	1,737.11	-
00250	17350	1000	2	5	-	-	4,079.62	-	-	4,079.62	-
00250	17350	1000	9	5	-	-	740.21	-	-	740.21	-
	17350 Total				752,445.06	662,203.47	90,241.59	-	-	90,241.59	90,241.59
00250	18010	1000	0	6	76,080.00	(14,427.76)	90,507.76	-	-	16,967.76	73,540.00
	18010 Total				76,080.00	(14,427.76)	90,507.76	-	-	16,967.76	73,540.00
00250	30810	2910	0	3	3,601.00	141.05	3,459.95	-	-	3,459.95	-
00250	30810	2910	3	3	-	-	-	-	-	-	-
	30810 Total				3,601.00	141.05	3,459.95	-	-	3,459.95	-
00250	30910	2920	0	3	3,400.00	-	3,400.00	-	-	3,400.00	-
00250	30910	2920	9	3	-	-	-	-	-	-	-
	30910 Total				3,400.00	-	3,400.00	-	-	3,400.00	-
00250	32310	2210	0	5	307,739.89	307,739.89	307,739.89	-	-	307,739.89	-
00250	32410	2220	0	5	53,622.46	53,622.46	53,622.46	-	-	53,622.46	-
	32410 Total				53,622.46	53,622.46	53,622.46	-	-	53,622.46	-
00250	32510	2230	0	5	17,795.82	7,695.82	10,100.00	-	-	10,100.00	-
00250	32510	2230	9	5	-	-	-	-	-	-	-
	32510 Total				17,795.82	7,695.82	10,100.00	-	-	10,100.00	-
00250	35610	2670	0	3	79,666.64	79,666.64	79,666.64	-	-	79,666.64	-
00250	35610	2670	9	3	-	-	-	-	-	-	-
	35610 Total				79,666.64	79,666.64	79,666.64	-	-	79,666.64	-
00250	40310	3490	0	3	250.00	-	250.00	-	-	250.00	-
00250	40310	3490	9	3	-	-	-	-	-	-	-
	40310 Total				250.00	-	250.00	-	-	250.00	-
00250	45290	6000	0	5	1,918,366.62	1,918,366.62	255,642.02	-	-	255,642.02	-
00250	45290	6000	1	5	-	-	8,189.78	-	-	8,189.78	-
00250	45290	6000	2	5	-	-	37,192.96	-	14,625.00	22,867.96	-
00250	45290	6000	3	5	-	-	4,060.94	-	991.13	3,079.81	-
00250	45290	6000	4	5	-	-	36,066.93	-	-	36,066.93	-
	45290 Total				2,281,919.25	1,918,366.62	343,152.63	16,386.13	16,386.13	324,765.50	324,765.50
00250	47325	6000	0	6	257,965.14	274,534.85	23,431.29	-	-	23,431.29	-
00250	47340	6000	0	6	205,475.71	30,429.71	175,050.00	-	-	36,050.00	138,970.00
00250	47360	6000	0	5	471,926.36	399,920.37	59,661.23	-	6,604.00	53,057.23	-
00250	47360	6000	1	5	-	-	2,203.18	-	-	2,203.18	-
00250	47360	6000	2	5	-	-	10,141.58	-	-	10,141.58	-
00250	47360	6000	9	5	-	-	-	-	-	-	-
	47360 Total				471,926.36	399,920.37	72,015.99	-	6,604.00	65,401.99	65,401.99
00250	47365	6000	0	6	511,817.43	471,829.53	39,987.90	-	-	39,987.90	-
00250	47365	6000	5	6	11,852.75	11,852.75	11,852.75	-	-	11,852.75	-
	47365 Total				523,670.18	483,682.28	51,840.65	-	-	51,840.65	51,840.65
00250	47566	6000	0	5	358,589.95	210,123.26	148,466.69	-	-	105,841.69	-
00250	61390	8093	0	7	358,589.95	210,123.26	148,466.69	-	-	105,841.69	-
00250	61395	8016	0	7	450,914.79	281,367.93	169,546.86	-	-	84,294.64	-

AUDITOR OF STATE
AGENCY APPROPRIATION AND ALLOTMENT TRIAL BALANCE REPORT
 July 1, 2013 through June 30, 2014 (Budget Year 2014; Run Date 7/13/14)

BU	PS FUND	CAFR Fund	PT	CTRL	APPROPRIATIONS	APPR BALANCE	ALLOTMENTS	PRE-ENCUMBRANCE	ENCUMBRANCES	EXPENDITURES	ALLOT BALANCE
00258	61395 Total	1000	1	3	450,914.79	281,367.93	169,546.86	-	85,252.22	84,294.64	-
12080		1000	2	3	1,824,399.44	-	1,824,399.44	-	-	1,824,399.44	-
00258	12080	1000	2	3	65,311.56	63,185.35	-	-	-	1,323.67	-
00258	12080	1000	4	3	65,311.56	-	1,323.67	-	-	-	-
00258	12080	1000	9	3	-	63,185.35	802.54	-	-	802.54	-
00258	12080 Total	1000	0	3	1,889,711.00	63,185.35	1,826,625.65	-	-	1,826,625.65	-
00258	12081	1000	0	3	102,432.00	59,392.28	35,736.24	-	-	35,736.24	-
00258	12081	1000	1	3	-	-	1,779.63	-	-	1,779.63	-
00258	12081	1000	2	3	-	-	5,524.85	-	-	5,524.85	-
00258	12081 Total	1000	0	3	102,432.00	59,392.28	43,039.72	-	-	43,039.72	-
00258	12082	1000	0	3	98,115.00	76.13	-	-	-	-	-
00258	12082	1000	1	3	-	-	86,436.17	-	-	86,436.17	-
00258	12082	1000	2	3	-	-	2,825.72	-	-	2,825.72	-
00258	12082	1000	3	3	-	-	250.00	-	-	250.00	-
00258	12082	1000	4	3	-	-	1,667.05	-	-	1,667.05	-
00258	12082	1000	9	3	-	-	6,659.93	-	-	6,659.93	-
00258	12082 Total	1000	0	3	98,115.00	76.13	96,036.87	-	-	96,036.87	-
00258	12083	1000	0	3	74,375.00	62,194.44	12,000.00	-	-	12,000.00	-
00258	12083	1000	1	3	-	-	184.56	-	-	184.56	-
00258	12083 Total	1000	0	3	74,375.00	62,194.44	12,184.56	-	-	12,184.56	-
00258	12084	1000	0	3	135,431.00	30,045.60	90,276.64	-	-	90,276.64	-
00258	12084	1000	1	3	-	-	2,087.30	-	-	2,087.30	-
00258	12084	1000	2	3	-	-	1,818.99	-	-	1,818.99	-
00258	12084	1000	4	3	-	-	11,202.47	-	-	11,202.47	-
00258	12084 Total	1000	0	3	135,431.00	30,045.60	105,385.40	-	-	105,385.40	-
00258	17100	1000	0	3	19,400.00	3,952.26	-	-	-	-	-
00258	17100	1000	4	3	-	-	14,229.16	-	-	14,229.16	-
00258	17100 Total	1000	0	3	19,400.00	3,952.26	15,447.74	-	-	15,447.74	-
00258	44350	6000	0	5	65,669.23	64,645.45	-	-	-	-	-
00258	44350	6000	4	5	-	-	62.10	-	-	62.10	-
00258	44350 Total	6000	0	5	65,669.23	64,645.45	62.10	-	-	62.10	-
00258	45860	6000	0	6	10,059.33	2,831.23	7,228.10	-	-	5,128.10	-
00258	45870	6000	0	6	19,861.48	1,123.19	18,738.29	-	-	18,738.29	-
00258	45880	6000	0	6	1,003.55	1,003.55	-	-	-	-	-
00258	45880 Total	6000	0	6	1,003.55	1,003.55	-	-	-	-	-
00258	47280	6000	0	6	42.89	42.89	-	-	-	-	-
00258	61400	8014	0	7	2,074,592.22	1,125,288.40	949,303.82	-	-	507,502.49	-
00258	61401	8030	0	7	826,054.40	182,474.77	533.23	-	-	444,008.83	-
00258	61401 Total	6990	0	6	9,931.42	9,531.42	400.00	-	-	400.00	-
00258	75112	6990	0	6	9,931.42	9,531.42	400.00	-	-	400.00	-
00260	12090	9107	0	3	7,060,554.00	179,165.80	-	-	-	-	-
00260	12090	9107	1	3	-	-	5,034,438.04	-	-	5,034,438.04	-
00260	12090	9107	2	3	-	-	152,091.33	-	-	152,091.33	-
00260	12090	9107	3	3	-	-	856,332.83	-	-	439,467.14	-
00260	12090	9107	4	3	-	-	44,647.79	-	-	702.63	-
00260	12090	9107	5	3	-	-	97,590.81	-	-	43,945.16	-
00260	12090	9107	9	3	-	-	696,287.40	-	-	93,805.00	-
00260	12090 Total	9107	0	3	7,060,554.00	179,165.80	6,881,386.20	-	-	6,881,386.20	-
00260	12170	9107	0	3	1,732,197.00	4,108.94	-	-	-	-	-
00260	12170	9107	1	3	-	-	43,706.86	-	-	43,706.86	-
00260	12170	9107	3	3	-	-	1,592,450.00	-	-	1,191,895.34	-
00260	12170	9107	4	3	-	-	214.99	-	-	214.99	-
00260	12170	9107	5	3	-	-	2,520.00	-	-	2,520.00	-
00260	12170	9107	9	3	-	-	1,956.50	-	-	1,956.50	-
00260	12170 Total	9107	0	3	1,732,197.00	4,108.94	1,728,066.06	-	-	1,728,066.06	-
00260	13078	9107	0	4	10,000,000.00	10,000,000.00	-	-	-	-	-
00260	13078	9107	7	4	-	-	10,000,000.00	-	-	10,000,000.00	-
00260	13078 Total	9107	0	4	10,000,000.00	10,000,000.00	-	-	-	10,000,000.00	-
00260	13079	9107	0	5	775,000.00	768,000.00	-	-	-	-	-
00260	13079	9107	3	5	-	-	7,000.00	-	-	7,000.00	-
00260	13079 Total	9107	0	5	775,000.00	768,000.00	7,000.00	-	-	7,000.00	-
00260	17010	9107	0	5	2,343,868.91	608,689.91	-	-	-	-	-
00260	17010	9107	3	5	-	-	1,535,000.00	-	-	10,000.00	-
00260	17010 Total	9107	0	5	2,343,868.91	608,689.91	1,535,000.00	-	-	10,000.00	-
00260	17080	9107	0	5	453,255.65	282,613.27	-	-	-	-	-
00260	17080	9107	1	5	-	-	106,779.29	-	-	106,779.29	-
00260	17080	9107	7	5	-	-	63,857.09	-	-	42,857.09	-
00260	17080 Total	9107	0	5	453,255.65	282,613.27	170,636.38	-	-	149,636.38	-

AUDITOR OF STATE
AGENCY APPROPRIATION AND ALLOTMENT TRIAL BALANCE REPORT
 July 1, 2013 through June 30, 2014 (Budget Year 2014; Run Date 7/13/14)

BU	PS FUND	PS Fund Name	CAFR Fund	PT	CTRL	APPROPRIATIONS	APPR BALANCE	ALLOTMENTS	PRE-ENCUMBRANCE	ENCUMBRANCES	EXPENDITURES	ALLOT BALANCE
00260	17156	21ST CENTURY RESEARCH & TECH	9107		3	11,998,499.00	11,998,499.00	-	-	-	-	-
	17156 Total		9107			11,998,499.00	11,998,499.00	-	-	-	-	-
00260	18205	INDUSTRIAL DEVELOPMENT GRANT PR	9107		4	88,580.00	88,580.00	-	-	-	-	-
	18205 Total		9107			88,580.00	88,580.00	-	-	-	-	-
00260	18206	ECONOMIC DEVELOPMENT FUND	9107		4	11,342.00	11,342.00	-	-	-	-	-
	18206 Total		9107			11,342.00	11,342.00	-	-	-	-	-
00260	18217	TRAINING 2000 FUND	9107		4	118,201.00	118,201.00	-	-	-	-	-
	18217 Total		9107			118,201.00	118,201.00	-	-	-	-	-
00260	18219	BUSINESS PROMOTION PROGRAM	9107		4	3,000,000.00	534,940.76	1,251.85	-	-	1,251.85	-
	18219 Total		9107			3,000,000.00	534,940.76	1,251.85	-	-	1,251.85	-
00260	18219	BUSINESS PROMOTION PROGRAM	9107		4	1,308,090.10	1,308,090.10	89,378.51	-	-	89,378.51	-
	18219 Total		9107			1,308,090.10	1,308,090.10	89,378.51	-	-	89,378.51	-
00260	18219	BUSINESS PROMOTION PROGRAM	9107		4	82,450.00	7,893.01	72,819.71	-	-	72,819.71	-
	18219 Total		9107			82,450.00	7,893.01	72,819.71	-	-	72,819.71	-
00260	18219	BUSINESS PROMOTION PROGRAM	9107		4	82,450.00	7,893.01	72,819.71	-	-	72,819.71	-
	18219 Total		9107			82,450.00	7,893.01	72,819.71	-	-	72,819.71	-
00260	18219	TECHNOLOGY DEVELOP GRANT FUND	9107		5	3,000,000.00	534,940.76	2,465,059.22	129,404.11	129,404.11	2,335,655.11	-
	18219 Total		9107			3,000,000.00	534,940.76	2,465,059.22	129,404.11	129,404.11	2,335,655.11	-
00260	30442	ENTERPRISE ZONE	9107		3	1,308,090.10	1,308,090.10	-	-	-	-	-
	30442 Total		9107			1,308,090.10	1,308,090.10	-	-	-	-	-
00260	32010	ENTERPRISE ZONE	9107		3	62,450.00	7,893.01	72,819.71	-	-	72,819.71	-
	32010 Total		9107			62,450.00	7,893.01	72,819.71	-	-	72,819.71	-
00260	32010	ENTERPRISE ZONE	9107		3	82,450.00	7,893.01	72,819.71	-	-	72,819.71	-
	32010 Total		9107			82,450.00	7,893.01	72,819.71	-	-	72,819.71	-
00260	33010	TRADE SHOW PROMOTION	9107		5	4,000.00	-	4,000.00	-	-	-	-
	33010 Total		9107			4,000.00	-	4,000.00	-	-	-	-
00260	33010	TRADE SHOW PROMOTION	9107		5	4,000.00	-	4,000.00	-	-	-	-
	33010 Total		9107			4,000.00	-	4,000.00	-	-	-	-
00260	42810	ENTERPRISE DEVELOPMENT FUND	9107		5	83,370.28	83,370.28	-	-	-	-	-
	42810 Total		9107			83,370.28	83,370.28	-	-	-	-	-
00260	42810	ENTERPRISE DEVELOPMENT FUND	9107		5	83,370.28	83,370.28	-	-	-	-	-
	42810 Total		9107			83,370.28	83,370.28	-	-	-	-	-
00260	42910	ISBD SMALL BUSINESS	9107		5	476,882.06	476,882.06	-	-	-	-	-
	42910 Total		9107			476,882.06	476,882.06	-	-	-	-	-
00260	42910	ISBD SMALL BUSINESS	9107		5	40,092,882.07	37,531,334.28	16,617.23	-	-	16,617.23	-
	42910 Total		9107			40,092,882.07	37,531,334.28	16,617.23	-	-	16,617.23	-
00260	43010	IN 21ST CENTURY RESEARCH & TEC	9107		5	18,512,584.61	18,512,584.61	-	-	-	-	-
	43010 Total		9107			18,512,584.61	18,512,584.61	-	-	-	-	-
00260	43010	IN 21ST CENTURY RESEARCH & TEC	9107		5	20,055,584.61	1,542,832.38	18,512,752.23	-	-	1,542,832.38	-
	43010 Total		9107			20,055,584.61	1,542,832.38	18,512,752.23	-	-	1,542,832.38	-
00260	43010	IN 21ST CENTURY RESEARCH & TEC	9107		5	7,640,222.09	399,868.41	7,240,353.68	-	-	7,240,353.68	-
	43010 Total		9107			7,640,222.09	399,868.41	7,240,353.68	-	-	7,240,353.68	-
00260	43010	IN 21ST CENTURY RESEARCH & TEC	9107		5	5,058.17	5,058.17	-	-	-	-	-
	43010 Total		9107			5,058.17	5,058.17	-	-	-	-	-
00260	45770	TRAINING 2000	9107		6	10,160,301.39	7,847,985.17	-	-	-	-	-
	45770 Total		9107			10,160,301.39	7,847,985.17	-	-	-	-	-
00260	45810	ECONOMIC DEVELOPMENT	9107		6	7,640,222.09	399,868.41	7,240,353.68	-	-	7,240,353.68	-
	45810 Total		9107			7,640,222.09	399,868.41	7,240,353.68	-	-	7,240,353.68	-
00260	48140	INDIANA STRATEGIC DEVELOPMENT	9107		5	10,160,301.39	7,847,985.17	-	-	-	-	-
	48140 Total		9107			10,160,301.39	7,847,985.17	-	-	-	-	-
00260	48340	INDIANA PROMOTION FUND	9107		5	8,530.84	8,530.84	-	-	-	-	-
	48340 Total		9107			8,530.84	8,530.84	-	-	-	-	-
00260	48340	INDIANA PROMOTION FUND	9107		5	1,891.53	1,891.53	-	-	-	-	-
	48340 Total		9107			1,891.53	1,891.53	-	-	-	-	-
00260	48340	INDIANA PROMOTION FUND	9107		5	1,400,000.00	-	1,400,000.00	-	-	-	-
	48340 Total		9107			1,400,000.00	-	1,400,000.00	-	-	-	-
00260	48340	INDIANA PROMOTION FUND	9107		5	901,873.85	-	901,873.85	-	-	-	-
	48340 Total		9107			901,873.85	-	901,873.85	-	-	-	-
00260	48340	BUSINESS DEVELOPMENT LOAN PROG	9107		5	7,847,985.17	-	7,847,985.17	-	-	-	-
	48340 Total		9107			7,847,985.17	-	7,847,985.17	-	-	-	-
00260	48342	BUSINESS DEVELOPMENT LOAN PROG	9107		5	473,437.50	-	473,437.50	-	-	-	-
	48342 Total		9107			473,437.50	-	473,437.50	-	-	-	-
00260	48342	BUSINESS DEVELOPMENT LOAN PROG	9107		5	741,458.06	-	741,458.06	-	-	-	-
	48342 Total		9107			741,458.06	-	741,458.06	-	-	-	-
00260	48346	PROJECT GUARANTY PROGRAM	9107		5	731,662.21	-	731,662.21	-	-	-	-
	48346 Total		9107			731,662.21	-	731,662.21	-	-	-	-
00260	52210	INDUSTRIAL DEVE GRANT FUND	9107		6	731,662.21	-	731,662.21	-	-	-	-
	52210 Total		9107			731,662.21	-	731,662.21	-	-	-	-
00260	61500	IEDC DOC Fund	9107		7	731,662.21	-	731,662.21	-	-	-	-
	61500 Total		9107			731,662.21	-	731,662.21	-	-	-	-
00260	61510	IEDC SBA Fund	9107		7	15,363,274.04	-	15,363,274.04	-	-	-	-
	61510 Total		9107			15,363,274.04	-	15,363,274.04	-	-	-	-
00260	61515	IEDC Treasury Fund	9107		6	11,631,334.46	-	11,631,334.46	-	-	-	-
	61515 Total		9107			11,631,334.46	-	11,631,334.46	-	-	-	-
00261	18209	ENVIRONMENTAL REMEDIATION LOAN	1000		3	1,500,000.00	-	1,500,000.00	-	-	-	-
	18209 Total		1000			1,500,000.00	-	1,500,000.00	-	-	-	-
00261	18209	ENVIRONMENTAL REMEDIATION LOAN	1000		3	2,358,292.00	-	2,358,292.00	-	-	-	-
	18209 Total		1000			2,358,292.00	-	2,358,292.00	-	-	-	-
00261	58240	DRINKING WATER - SRF	9261		7	5,389,826.00	-	5,389,826.00	-	-	-	-
	58240 Total		9261			5,389,826.00	-	5,389,826.00	-	-	-	-
00261	58240	CLEAN WATER - SRF (WASTE)	9261		7	5,446,768.88	-	5,446,768.88	-	-	-	-
	58240 Total		9261			5,446,768.88	-	5,446,768.88	-	-	-	-
00261	58480	IFA LEAKING UNDERGROUND STORAGE	9261		7	150,483.35	-	150,483.35	-	-	-	-
	58480 Total		9261			150,483.35	-	150,483.35	-	-	-	-
00263	14770	IN INDIVIDUAL DEVELOPMENT ACCT	1000		3	1,000,000.00	-	1,000,000.00	-	-	-	-
	14770 Total		1000			1,000,000.00	-	1,000,000.00	-	-	-	-
00263	14770	IN INDIVIDUAL DEVELOPMENT ACCT	1000		3	1,000,000.00	-	1,000,000.00	-	-	-	-
	14770 Total		1000			1,000,000.00	-	1,000,000.00	-	-	-	-
00263	14770	HOME OWNERSHIP EDUCATION	1000		6	1,058,170.23	-	1,058,170.23	-	-	-	-
	14770 Total		1000			1,058,170.23	-	1,058,170.23	-	-	-	-
00263	17050	HOME OWNERSHIP EDUCATION	1000		5	5,937,767.27	-	5,937,767.27	-	-	-	-
	17050 Total		1000			5,937,767.27	-	5,937,767.27	-	-	-	-
00263	17050	HOME OWNERSHIP EDUCATION	1000		5	5,937,767.27	-	5,937,767.27	-	-	-	-
	17050 Total		1000			5,937,767.27	-	5,937,767.27	-	-	-	-
00263	38225	TOBACCO PRODUCTS TAX - AHCD FD	3160		5	12,131,006.36	-	12,131,006.36	-	-	-	-
	38225 Total											

AUDITOR OF STATE
AGENCY APPROPRIATION AND ALLOTMENT TRIAL BALANCE REPORT
 July 1, 2013 through June 30, 2014 (Budget Year 2014; Run Date 7/13/14)

BU	PS FUND	CAFR Fund	PT	CTRL	APPROPRIATIONS	APPR BALANCE	ALLOTMENTS	PRE-ENCUMBRANCE	ENCUMBRANCES	EXPENDITURES	ALLOT BALANCE
00263	38325 Total	9263	0	7	12,131,006.36	1,764,124.99	10,366,881.37	-	-	10,366,881.37	-
	58016	9263	0	7	18,829,158.10	18,829,158.10	-	-	-	-	-
	58016 Total	9263	0	7	18,829,158.10	18,829,158.10	-	-	-	-	-
00263	58035	9263	0	7	4,216,201.52	4,216,201.52	-	-	-	-	-
	58035 Total	9263	0	7	4,216,201.52	4,216,201.52	-	-	-	-	-
00263	58150	9263	0	7	8,549,000.00	8,549,000.00	-	-	-	-	-
	58150 Total	9263	0	7	8,549,000.00	8,549,000.00	-	-	-	-	-
00263	58160	9263	0	7	5,645,515.40	5,645,515.40	-	-	-	-	-
	58160 Total	9263	0	7	5,645,515.40	5,645,515.40	-	-	-	-	-
00263	58170	9263	0	7	8,956,985.11	8,956,985.11	-	-	-	-	-
	58170 Total	9263	0	7	8,956,985.11	8,956,985.11	-	-	-	-	-
00265	34310	2500	1	3	1,661,938.00	391,050.23	1,270,457.77	18,024.51	1,252,433.26	49,655.34	49,655.34
	34310 Total	2500	1	3	1,661,938.00	391,050.23	1,270,457.77	18,024.51	1,252,433.26	49,655.34	49,655.34
00265	34310	2500	2	3	282,498.00	20,801.85	261,696.15	978.00	260,718.15	13,434.93	13,434.93
	34310 Total	2500	2	3	282,498.00	20,801.85	261,696.15	978.00	260,718.15	13,434.93	13,434.93
00265	34310	2500	3	3	-	-	14,412.93	-	14,412.93	12,284.52	12,284.52
	34310 Total	2500	3	3	-	-	14,412.93	-	14,412.93	12,284.52	12,284.52
00265	34310	2500	4	3	-	-	419.93	-	419.93	419.93	419.93
	34310 Total	2500	4	3	-	-	419.93	-	419.93	419.93	419.93
00265	34310	2500	5	3	-	-	184,314.83	-	184,314.83	178,226.33	178,226.33
	34310 Total	2500	5	3	-	-	184,314.83	-	184,314.83	178,226.33	178,226.33
00265	34320	2500	0	3	1,944,007.00	411,852.08	1,532,154.92	6,688.10	1,525,466.82	1,509,454.81	1,509,454.81
	34320 Total	2500	0	3	1,944,007.00	411,852.08	1,532,154.92	6,688.10	1,525,466.82	1,509,454.81	1,509,454.81
00265	34330	2500	0	3	21,641,008.28	4,316,911.59	17,324,096.69	23,990.58	17,290,106.11	17,314,345.56	17,314,345.56
	34330 Total	2500	0	3	21,641,008.28	4,316,911.59	17,324,096.69	23,990.58	17,290,106.11	17,314,345.56	17,314,345.56
00265	34340	2500	0	3	17,369,926.03	2,761,534.45	14,608,391.58	5,090.58	14,603,301.00	14,603,301.00	14,603,301.00
	34340 Total	2500	0	3	17,369,926.03	2,761,534.45	14,608,391.58	5,090.58	14,603,301.00	14,603,301.00	14,603,301.00
00265	34340	2500	0	3	17,369,926.03	2,761,534.45	14,608,391.58	5,090.58	14,603,301.00	14,603,301.00	14,603,301.00
	34340 Total	2500	0	3	17,369,926.03	2,761,534.45	14,608,391.58	5,090.58	14,603,301.00	14,603,301.00	14,603,301.00
00265	34340	2500	0	3	1,848,997.32	1,756,424.40	72,572.92	43.00	72,529.92	72,529.92	72,529.92
	34340 Total	2500	0	3	1,848,997.32	1,756,424.40	72,572.92	43.00	72,529.92	72,529.92	72,529.92
00265	34360	2500	0	3	58,492.00	28,859.00	29,633.00	-	29,633.00	29,633.00	29,633.00
	34360 Total	2500	0	3	58,492.00	28,859.00	29,633.00	-	29,633.00	29,633.00	29,633.00
00265	43910	6000	0	5	1,568,856.22	818,524.55	750,331.67	-	750,331.67	750,331.67	750,331.67
	43910 Total	6000	0	5	1,568,856.22	818,524.55	750,331.67	-	750,331.67	750,331.67	750,331.67
00265	43910	6000	1	5	187.50	-	-	-	187.50	187.50	187.50
	43910 Total	6000	1	5	187.50	-	-	-	187.50	187.50	187.50
00265	43910	6000	2	5	733,909.00	-	-	562,873.12	171,235.88	171,235.88	171,235.88
	43910 Total	6000	2	5	733,909.00	-	-	562,873.12	171,235.88	171,235.88	171,235.88
00265	43910	6000	3	5	11,492.66	-	-	-	11,492.66	11,492.66	11,492.66
	43910 Total	6000	3	5	11,492.66	-	-	-	11,492.66	11,492.66	11,492.66
00265	43910	6000	4	5	4,542.51	-	-	-	4,542.51	4,542.51	4,542.51
	43910 Total	6000	4	5	4,542.51	-	-	-	4,542.51	4,542.51	4,542.51
00265	43910	6000	9	5	51,775.00	-	-	-	51,775.00	51,775.00	51,775.00
	43910 Total	6000	9	5	51,775.00	-	-	-	51,775.00	51,775.00	51,775.00
00265	46340	6000	0	6	1,568,856.22	818,524.55	750,331.67	-	750,331.67	750,331.67	750,331.67
	46340 Total	6000	0	6	1,568,856.22	818,524.55	750,331.67	-	750,331.67	750,331.67	750,331.67
00265	49010	6040	0	6	1,874,807.52	730,029.90	1,144,577.62	-	55,136.00	544,720.81	544,720.81
	49010 Total	6040	0	6	1,874,807.52	730,029.90	1,144,577.62	-	55,136.00	544,720.81	544,720.81
00266	10385	1000	0	3	-	-	(419.10)	-	-	-	-
	10385 Total	1000	0	3	-	-	(419.10)	-	-	-	-
00266	10385	1000	1	3	-	-	419.10	-	-	-	-
	10385 Total	1000	1	3	-	-	419.10	-	-	-	-
00266	10385	1000	9	3	-	-	-	-	-	-	-
	10385 Total	1000	9	3	-	-	-	-	-	-	-
00266	44100	6000	0	6	51,775.00	-	-	-	-	-	-
	44100 Total	6000	0	6	51,775.00	-	-	-	-	-	-
00266	44600	6000	0	6	12,885.83	-	-	-	-	-	-
	44600 Total	6000	0	6	12,885.83	-	-	-	-	-	-
00266	44890	6000	0	6	376,860.92	-	-	-	-	-	-
	44890 Total	6000	0	6	376,860.92	-	-	-	-	-	-
00266	44910	6000	0	6	893.51	-	-	-	-	-	-
	44910 Total	6000	0	6	893.51	-	-	-	-	-	-
00266	46210	6000	0	6	61,727.14	-	-	-	-	-	-
	46210 Total	6000	0	6	61,727.14	-	-	-	-	-	-
00266	46210	6000	0	6	651,939.62	650,702.12	1,137.50	-	-	-	-
	46210 Total	6000	0	6	651,939.62	650,702.12	1,137.50	-	-	-	-
00266	58033	8000	0	7	6,112,954.15	6,112,954.15	-	-	-	-	-
	58033 Total	8000	0	7	6,112,954.15	6,112,954.15	-	-	-	-	-
00266	58100	8000	0	7	539,990.30	539,990.30	-	-	-	-	-
	58100 Total	8000	0	7	539,990.30	539,990.30	-	-	-	-	-
00266	58180	8000	0	7	9,932,677.69	9,932,677.69	2.00	-	-	-	-
	58180 Total	8000	0	7	9,932,677.69	9,932,677.69	2.00	-	-	-	-
00266	58482	8000	0	7	5,821.15	5,821.15	-	-	-	-	-
	58482 Total	8000	0	7	5,821.15	5,821.15	-	-	-	-	-
00266	60212	8081	0	7	1,492,508.91	1,042,004.31	450,504.60	238.00	444,453.90	444,453.90	444,453.90
	60212 Total	8081	0	7	1,492,508.91	1,042,004.31	450,504.60	238.00	444,453.90	444,453.90	444,453.90
00266	37110	2860	0	3	22,213,907.97	11,545,948.85	10,667,959.12	-	-	-	-
	37110 Total	2860	0	3	22,213,907.97	11,545,948.85	10,667,959.12	-	-	-	-
00266	37110	2860	1	3	-	-	2,447,753.19	-	2,447,753.19	2,447,753.19	2,447,753.19
	37110 Total	2860	1	3	-	-	2,447,753.19	-	2,447,753.19	2,447,753.19	2,447,753.19
00266	37110	2860	2	3	-	-	1,414,680.61	-	1,414,680.61	1,414,680.61	1,414,680.61
	37110 Total	2860	2	3	-	-	1,414,680.61	-	1,414,680.61	1,414,680.61	1,414,680.61
00266	37110	2860	3	3	-	-	3,728,948.36	-	3,728,948.36	3,728,948.36	3,728,948.36
	37110 Total	2860	3	3	-	-	3,728,948.36	-	3,728,948.36	3,728,948.36	3,728,948.36
00266	37110	2860	4	3	-	-	665,712.25	-	665,712.25	665,712.25	665,712.25
	37110 Total	2860	4	3	-	-	665,712.25	-	665,712.25	665,712.25	665,712.25
00266	37110	2860	5	3	-	-	154,443.09	-	154,443.09	154,443.09	154,443.09
	37110 Total	2860	5	3	-	-	154,443.09	-	154,443.09	154,443.09	154,443.09
00266	37110	2860	8	3	-	-	2,236,226.00	-	2,236,226.00	2,236,226.00	2,236,226.00
	37110 Total	2860	8	3	-	-	2,236,226.00	-	2,236,226.00	2,236,226.00	2,236,226.00
00266	37110	2860	9	3	-	-	92,965.33	-	92,965.33	92,965.33	92,965.33
	37110 Total	2860	9	3	-						

**AUDITOR OF STATE
 AGENCY APPROPRIATION AND ALLOTMENT TRIAL BALANCE REPORT
 July 1, 2013 through June 30, 2014 (Budget Year 2014; Run Date 7/13/14)**

BU	PS FUND	PS Fund Name	CAFR Fund	PT	CTRL	APPROPRIATIONS	APPR BALANCE	ALLOTMENTS	PRE-ENCUMBRANCE	ENCUMBRANCES	EXPENDITURES	ALLOT BALANCE
00286	61560	IPSC DOC Fund	8011			1,177,252.00	1,167,159.72	10,092.28	-	-	10,092.28	-
						1,177,252.00	1,167,159.72	10,092.28	-	-	10,092.28	-
00300	12450	ADMINISTRATION GENERAL	1000	1	3	7,711,011.86	-	7,711,011.86	-	-	7,711,011.86	-
00300	12450	ADMINISTRATION GENERAL	1000	2	3	192,420.11	-	192,420.11	-	-	192,420.11	-
00300	12450	ADMINISTRATION GENERAL	1000	3	3	37,075.87	-	37,075.87	-	-	37,075.87	-
00300	12450	ADMINISTRATION GENERAL	1000	4	3	1,341.02	-	1,341.02	-	9,625.20	9,625.20	-
00300	12450	ADMINISTRATION GENERAL	1000	5	3	50,943.88	-	50,943.88	-	1,341.02	49,602.86	-
00300	12450	ADMINISTRATION GENERAL	1000	9	3	4,012.42	-	4,012.42	-	8,962.17	9,974.59	-
						8,927,239.62	-	8,927,239.62	-	19,730.29	8,907,509.33	-
00300	12470	ENTOMOMOLOGY DIVISION	1000	1	3	470,678.87	-	470,678.87	-	-	470,678.87	-
00300	12470	ENTOMOMOLOGY DIVISION	1000	2	3	18,437.63	-	18,437.63	-	-	18,437.63	-
00300	12470	ENTOMOMOLOGY DIVISION	1000	3	3	4,282.94	-	4,282.94	-	-	4,282.94	-
00300	12470	ENTOMOMOLOGY DIVISION	1000	4	3	22,767.05	-	22,767.05	-	-	22,767.05	-
00300	12470	ENTOMOMOLOGY DIVISION	1000	5	3	485.00	-	485.00	-	-	485.00	-
						466,644.51	-	466,644.51	161.57	-	10,161.45	-
00300	12480	ENGINEERING DIVISION	1000	1	3	1,711,346.57	-	1,711,346.57	-	161.57	1,711,346.57	-
00300	12480	ENGINEERING DIVISION	1000	2	3	28,903.38	-	28,903.38	-	-	28,903.38	-
00300	12480	ENGINEERING DIVISION	1000	3	3	19,747.26	-	19,747.26	-	-	19,747.26	-
00300	12480	ENGINEERING DIVISION	1000	4	3	20,087.03	-	20,087.03	-	64.59	20,022.44	-
00300	12480	ENGINEERING DIVISION	1000	9	3	9,047.98	-	9,047.98	-	-	9,047.98	-
						1,778,516.10	-	1,778,516.10	64.59	-	1,778,451.50	-
00300	12500	HISTORIC PRESERVE ARCHAEOLOGY	1000	1	3	493,321.25	-	493,321.25	-	-	493,321.25	-
00300	12500	HISTORIC PRESERVE ARCHAEOLOGY	1000	2	3	48,423.58	-	48,423.58	-	-	48,423.58	-
00300	12500	HISTORIC PRESERVE ARCHAEOLOGY	1000	3	3	430.36	-	430.36	-	-	430.36	-
00300	12500	HISTORIC PRESERVE ARCHAEOLOGY	1000	4	3	5,929.47	-	5,929.47	-	138.00	5,791.47	-
00300	12500	HISTORIC PRESERVE ARCHAEOLOGY	1000	9	3	19,246.40	-	19,246.40	-	646.05	18,600.35	-
						541,744.83	-	541,744.83	784.05	-	540,960.78	-
00300	12510	OUTDOOR RECREATION	1000	1	3	482,844.51	-	482,844.51	-	-	482,844.51	-
00300	12510	OUTDOOR RECREATION	1000	2	3	12,699.14	-	12,699.14	-	-	12,699.14	-
00300	12510	OUTDOOR RECREATION	1000	3	3	28,413.39	-	28,413.39	-	-	28,413.39	-
00300	12510	OUTDOOR RECREATION	1000	4	3	7,059.61	-	7,059.61	-	228.77	6,830.84	-
00300	12510	OUTDOOR RECREATION	1000	5	3	13.93	-	13.93	-	9.95	3.98	-
						511,057.90	-	511,057.90	759.14	-	510,298.76	-
00300	12520	NATURE PRESERVES	1000	1	3	987,714.44	-	987,714.44	-	-	987,714.44	-
00300	12520	NATURE PRESERVES	1000	2	3	22,464.54	-	22,464.54	-	-	22,464.54	-
00300	12520	NATURE PRESERVES	1000	3	3	65,022.72	-	65,022.72	-	-	65,022.72	-
00300	12520	NATURE PRESERVES	1000	4	3	329.01	-	329.01	-	-	329.01	-
00300	12520	NATURE PRESERVES	1000	9	3	33,090.66	-	33,090.66	-	-	33,090.66	-
						1,052,737.16	-	1,052,737.16	453.31	-	1,052,283.85	-
00300	12600	WATER - MINERALS	1000	1	3	(0.02)	-	(0.02)	-	-	4,283,925.09	0.02
						4,283,925.09	-	4,283,925.11	-	-	4,283,925.09	0.02
00300	13083	Indiana-Michigan Boundary Line	1000	0	4	100,000.00	-	100,000.00	-	-	-	-
						100,000.00	-	100,000.00	-	-	-	-
00300	13804	LINCOLN PRODUCTION	1000	0	3	213,400.00	-	213,400.00	-	-	-	-
00300	13804	LINCOLN PRODUCTION	1000	3	3	138,400.00	-	138,400.00	-	-	138,400.00	-
00300	13804	LINCOLN PRODUCTION	1000	7	3	75,000.00	-	75,000.00	-	-	75,000.00	-
						213,400.00	-	213,400.00	-	-	213,400.00	-
00300	13804	LINCOLN PRODUCTION	1000	5	5	243,081.92	-	243,081.92	-	-	-	-
00300	17510	INSURANCE RECOVERY	1000	0	5	95,865.98	-	95,865.98	-	-	95,865.98	-
00300	17510	INSURANCE RECOVERY	1000	3	5	267.12	-	267.12	-	-	267.12	-
00300	17510	INSURANCE RECOVERY	1000	4	5	1,110.00	-	1,110.00	-	-	1,110.00	-
						97,243.10	-	97,243.10	-	-	97,243.10	-
00300	17510	INSURANCE RECOVERY	1000	7	7	3,823,733.53	-	3,823,733.53	-	-	3,823,733.53	-
						145,538.82	-	145,538.82	-	-	145,538.82	-
00300	19100	DNR GF Constr Fund	1000	0	7	20,255,757.93	-	20,255,757.93	-	3,576,335.91	23,832,093.84	-
00300	19101	DNR Gen Admin GF PM	1000	0	7	7,399,904.44	-	7,399,904.44	-	3,576,335.91	10,976,240.35	-
00300	19102	DNR Fish and Wildlife GF PM	1000	0	7	696.48	-	696.48	-	20,620.96	21,317.44	-
00300	19103	DNR Forestry GF PM	1000	0	7	50,000.00	-	50,000.00	-	20,620.96	70,620.96	-
00300	19105	DNR Nature Preserves GF PM	1000	0	7	1,275,387.02	-	1,275,387.02	-	565,810.02	1,841,197.04	-
00300	19106	DNR Outdoor Rec GF PM	1000	0	7	1,275,387.02	-	1,275,387.02	-	565,810.02	1,841,197.04	-
00300	19107	DNR State Parks GF PM	1000	0	7	1,445,125.45	-	1,445,125.45	-	327,597.01	1,772,722.46	-
00300	19108	DNR Water GF PM	1000	0	7	351.52	-	351.52	-	327,597.01	679,118.53	-
00300	19109	DNR Enforcement GF PM	1000	0	7	321,979.43	-	321,979.43	-	327,597.01	649,576.44	-
00300	19109	DNR Enforcement GF PM	1000	0	7	1,704.60	-	1,704.60	-	83,768.14	1,978,344.54	-
00300	19109	DNR Enforcement GF PM	1000	0	7	21,897.58	-	21,897.58	-	83,768.14	1,042,112.72	-
00300	19109	DNR Enforcement GF PM	1000	0	7	1,774,356.82	-	1,774,356.82	-	7,384.78	1,781,741.60	-
00300	19109	DNR Enforcement GF PM	1000	0	7	1,457,437.45	-	1,457,437.45	-	789,513.75	2,246,951.20	-
00300	19109	DNR Enforcement GF PM	1000	0	7	10,985.78	-	10,985.78	-	83,768.14	94,753.92	-
00300	19109	DNR Enforcement GF PM	1000	0	7	176,151.67	-	176,151.67	-	83,768.14	259,920.81	-
00300	19109	DNR Enforcement GF PM	1000	0	7	287,031.90	-	287,031.90	-	87,681.37	374,713.27	-
00300	19109	DNR Enforcement GF PM	1000	0	7	287,031.90	-	287,031.90	-	87,681.37	374,713.27	-
00300	30517	Institutional Road Constructio	4000	0	3	2,207,611.25	-	2,207,611.25	-	1,598,026.00	609,585.25	-
00300	30517	Institutional Road Constructio	4000	3	3	100,538.73	-	100,538.73	-	42,400.00	142,938.73	-
00300	30517	Institutional Road Constructio	4000	4	3	74,678.27	-	74,678.27	-	-	74,678.27	-
						2,472,270.75	-	2,472,270.75	1,640,426.00	-	827,182.25	-
00300	30517	Institutional Road Constructio	4000	7	3	887,360.45	-	887,360.45	-	-	887,360.45	-
						2,472,270.75	-	2,472,270.75	1,640,426.00	-	827,182.25	-
00300	32910	OIL GAS ENVIRONMENTAL	2290	0	5	310,453.53	-	310,453.53	-	-	310,453.53	-
00300	32910	OIL GAS ENVIRONMENTAL	2290	3	5	176,953.70	-	176,953.70	-	-	176,953.70	-

AUDITOR OF STATE
AGENCY APPROPRIATION AND ALLOTMENT TRIAL BALANCE REPORT
 July 1, 2013 through June 30, 2014 (Budget Year 2014; Run Date 7/13/14)

BU	PS FUND	PS Fund Name	CAFR Fund	PT	CTRL	APPROPRIATIONS	APPR BALANCE	ALLOTMENTS	PRE-ENCUMBRANCE	ENCUMBRANCES	EXPENDITURES	ALLOT BALANCE
00300	32810	OIL GAS ENVIRONMENTAL	2280	4	5	-	-	(267.02)	-	-	(267.02)	-
00300	32810	OIL GAS ENVIRONMENTAL	2280	5	5	-	-	787.50	-	-	787.50	-
00300	32810	OIL GAS ENVIRONMENTAL	2280	9	5	-	-	33.90	-	-	33.90	-
	32810 Total					887,360.45	586,552.54	310,707.91	176,953.70	133,754.21		
00600	35110	ENTOMOLOGY/PLANT PATHOLOGY	2620	0	4	386,049.62	6,134.01	-	-	-	-	-
00600	35110	ENTOMOLOGY/PLANT PATHOLOGY	2620	1	4	-	-	343,260.01	-	-	343,260.01	-
00600	35110	ENTOMOLOGY/PLANT PATHOLOGY	2620	2	4	-	-	7,142.98	-	-	7,142.98	-
00600	35110	ENTOMOLOGY/PLANT PATHOLOGY	2620	3	4	-	-	3,229.96	-	-	3,229.96	-
00600	35110	ENTOMOLOGY/PLANT PATHOLOGY	2620	4	4	-	-	22,746.20	-	-	22,746.20	-
00600	35110	ENTOMOLOGY/PLANT PATHOLOGY	2620	9	4	-	-	13,536.46	-	-	13,536.46	-
	35110 Total					386,049.62	6,134.01	389,915.61	-	-	389,915.61	-
00600	35210	DEER RESEARCH AND MANAGEMENT	2630	0	3	139,281.46	71,762.06	-	-	-	-	-
00600	35210	DEER RESEARCH AND MANAGEMENT	2630	1	3	-	-	859.53	-	-	859.53	-
00600	35210	DEER RESEARCH AND MANAGEMENT	2630	2	3	-	-	23,307.33	-	-	23,307.33	-
00600	35210	DEER RESEARCH AND MANAGEMENT	2630	3	3	-	-	30,863.51	-	-	30,863.51	-
00600	35210	DEER RESEARCH AND MANAGEMENT	2630	9	3	-	-	12,469.03	-	-	12,469.03	-
	35210 Total					139,281.46	71,762.06	67,519.40	-	-	67,519.40	-
00300	36010	LAKE ENHANCEMENT	2710	0	5	5,086,993.54	2,663,276.01	-	-	-	-	-
00300	36010	LAKE ENHANCEMENT	2710	1	5	269,737.08	-	356,304.82	-	-	356,304.82	-
00300	36010	LAKE ENHANCEMENT	2710	2	5	269,737.08	-	6,829.76	-	-	6,829.76	-
00300	36010	LAKE ENHANCEMENT	2710	3	5	10,803.84	-	5,792.82	-	-	5,792.82	-
00300	36010	LAKE ENHANCEMENT	2710	4	5	10,803.84	-	49,976.00	-	-	49,976.00	-
00300	36010	LAKE ENHANCEMENT	2710	7	5	1,998,684.00	-	1,729,370.87	-	-	1,729,370.87	-
00300	36010	LAKE ENHANCEMENT	2710	9	5	1,611,765.54	-	18,129.13	-	-	18,129.13	-
	36010 Total					5,086,993.54	2,663,276.01	2,435,717.53	1,729,370.87	-	706,546.66	-
00600	36020	CONSER OFFICERS MARINE ENFORCE	2710	0	5	269,737.08	269,737.08	-	-	-	-	-
	36020 Total					269,737.08	269,737.08	-	-	-	-	-
00600	36030	SPECIAL BOAT PATROL NEEDS	2710	0	5	10,803.84	10,803.84	-	-	-	-	-
	36030 Total					10,803.84	10,803.84	-	-	-	-	-
00600	37410	CONS OFFICER FISH & WILDLIFE	3020	0	6	128,351.44	(11,089.31)	139,440.75	-	-	79,369.07	60,071.68
	37410 Total					128,351.44	(11,089.31)	139,440.75	-	-	79,369.07	60,071.68
00300	37510	LAND AND WATER RESOURCES FD.	3030	0	5	1,611,765.54	992,022.95	-	-	-	-	-
00300	37510	LAND AND WATER RESOURCES FD.	3030	1	5	-	-	148,192.14	-	-	148,192.14	-
00300	37510	LAND AND WATER RESOURCES FD.	3030	2	5	-	-	4,330.12	-	-	4,330.12	-
00300	37510	LAND AND WATER RESOURCES FD.	3030	3	5	-	-	348,077.51	-	-	348,077.51	-
00300	37510	LAND AND WATER RESOURCES FD.	3030	4	5	-	-	55,406.94	-	-	55,406.94	-
00300	37510	LAND AND WATER RESOURCES FD.	3030	9	5	-	-	63,736.88	-	-	63,736.88	-
	37510 Total					1,611,765.54	992,022.95	619,742.59	28,014.32	-	591,228.27	-
00300	37520	WATER ENVIRONMENTAL FUND	3030	0	5	90,175.00	90,175.00	-	-	-	-	-
	37520 Total					90,175.00	90,175.00	-	-	-	-	-
00300	38220	OIL AND GAS DIVISION	3150	1	3	1,366,124.76	-	1,366,124.76	-	-	1,366,124.76	-
00300	38220	OIL AND GAS DIVISION	3150	3	3	-	-	51,922.04	-	-	51,922.04	-
00300	38220	OIL AND GAS DIVISION	3150	4	3	-	-	18,892.64	-	-	18,892.64	-
00300	38220	OIL AND GAS DIVISION	3150	9	3	-	-	84,194.79	-	-	84,194.79	-
	38220 Total					2,552,228.50	-	2,552,228.50	15,391.00	4,666.47	250,244.63	-
00300	39110	LIFETIME HUNTING/FISHING LIC	3330	0	6	1,020,357.74	505,667.62	514,690.12	-	-	514,690.12	78,527.10
	39110 Total					1,020,357.74	505,667.62	514,690.12	-	-	419,180.12	78,527.10
00300	39310	STATE PARKS - MEMORIALS	3370	1	3	24,950,474.53	-	24,950,474.53	-	-	24,950,474.53	-
00300	39310	STATE PARKS - MEMORIALS	3370	2	3	-	-	3,982,123.53	-	-	3,982,123.53	-
00300	39310	STATE PARKS - MEMORIALS	3370	3	3	-	-	2,130,056.62	-	-	2,130,056.62	-
00300	39310	STATE PARKS - MEMORIALS	3370	4	3	-	-	2,198,712.20	-	-	2,198,712.20	-
00300	39310	STATE PARKS - MEMORIALS	3370	5	3	-	-	43,849.00	-	-	43,849.00	-
00300	39310	STATE PARKS - MEMORIALS	3370	7	3	-	-	(24,451.75)	-	-	(24,451.75)	-
00300	39310	STATE PARKS - MEMORIALS	3370	9	3	-	-	745,655.85	-	-	745,655.85	-
	39310 Total					33,801,834.48	(234,585.90)	34,036,419.98	21,464.99	484,607.15	33,299,076.53	172.00
00300	39510	WATER RESOURCES DEVELOPMENT	3400	0	3	543,344.00	250,454.09	-	-	-	-	-
00300	39510	WATER RESOURCES DEVELOPMENT	3400	1	3	-	-	90,408.26	-	-	90,408.26	-
00300	39510	WATER RESOURCES DEVELOPMENT	3400	2	3	-	-	112,598.00	-	-	112,598.00	-
00300	39510	WATER RESOURCES DEVELOPMENT	3400	3	3	-	-	74,110.00	-	-	74,110.00	-
00300	39510	WATER RESOURCES DEVELOPMENT	3400	4	3	-	-	6,475.41	-	-	6,475.41	-
00300	39510	WATER RESOURCES DEVELOPMENT	3400	9	3	-	-	9,296.24	-	-	9,296.24	-
	39510 Total					543,344.00	250,454.09	292,889.91	-	-	292,889.91	-
00300	39610	Showmobile Fund	3410	0	5	767,365.67	573,350.43	-	-	-	-	-
00300	39610	Showmobile Fund	3410	1	5	-	-	15,628.56	-	-	15,628.56	-
00300	39610	Showmobile Fund	3410	3	5	-	-	165,963.92	-	-	165,963.92	-
00300	39610	Showmobile Fund	3410	5	5	-	-	12,707.91	-	-	12,707.91	-
00300	39610	Showmobile Fund	3410	9	5	-	-	12,816.33	-	-	12,816.33	-
	39610 Total					767,365.67	573,350.43	192,036.44	83,175.00	-	108,860.48	-
00300	39620	Off Road Vehicle Fund	3410	0	5	649,872.89	402,267.48	-	-	-	-	-
00300	39620	Off Road Vehicle Fund	3410	1	5	-	-	186,470.45	-	-	186,470.45	-
00300	39620	Off Road Vehicle Fund	3410	2	5	-	-	9,798.39	-	-	9,798.39	-
00300	39620	Off Road Vehicle Fund	3410	3	5	-	-	4,288.78	-	-	4,288.78	-
00300	39620	Off Road Vehicle Fund	3410	4	5	-	-	32,546.41	-	-	32,546.41	-
00300	39620	Off Road Vehicle Fund	3410	5	5	-	-	2,149.05	-	-	2,149.05	-
00300	39620	Off Road Vehicle Fund	3410	9	5	-	-	713.35	-	-	713.35	-
	39620 Total					649,872.89	402,267.48	247,605.41	4,586.10	7,798.15	239,806.28	-
00600	39720	ENFORCEMENT DIVISION	3420	1	3	17,894,034.00	756,736.66	-	-	-	-	-
	39720 Total					17,894,034.00	756,736.66	-	-	-	17,137,297.14	-

AUDITOR OF STATE
AGENCY APPROPRIATION AND ALLOTMENT TRIAL BALANCE REPORT
July 1, 2013 through June 30, 2014 (Budget Year 2014; Run Date 7/13/14)

BU	PS FUND	PS Fund Name	CAFR Fund	PT	CTRL	APPROPRIATIONS	APPR BALANCE	ALLOTMENTS	PRE-ENCUMBRANCE	ENCUMBRANCES	EXPENDITURES	ALLOT BALANCE
00300	39720	ENFORCEMENT DIVISION	3420	2	3	4,809,837.00	2,819,534.00	481,711.74	-	1,532.63	490,179.11	-
00000	39720	ENFORCEMENT DIVISION	3420	3	3	-	-	-	-	32,362.92	252,452.49	-
00000	39720	ENFORCEMENT DIVISION	3420	4	3	-	-	-	-	41,477.19	893,205.03	-
00000	39720	ENFORCEMENT DIVISION	3420	5	3	-	-	-	-	12,334.10	11,282.50	-
00000	39720	ENFORCEMENT DIVISION	3420	6	3	-	-	-	-	(28,053.76)	(28,053.76)	-
00000	39720	ENFORCEMENT DIVISION	3420	7	3	-	-	-	-	16,302.78	278,410.51	-
00000	39720	ENFORCEMENT DIVISION	3420	8	3	22,703,971.00	3,576,270.86	19,127,600.14	-	92,727.12	19,034,873.02	-
00000	39745	FISH & WILDLIFE	3420	1	3	5,657,746.48	1,282,767.38	4,414,979.10	-	-	4,414,979.10	-
00000	39745	FISH & WILDLIFE	3420	2	3	3,636,651.96	1,365,760.95	341,849.65	-	-	341,849.65	-
00000	39745	FISH & WILDLIFE	3420	3	3	-	-	1,161,048.73	-	12,604.28	1,188,444.45	-
00000	39745	FISH & WILDLIFE	3420	4	3	-	-	403,271.34	-	3,721.35	389,549.99	-
00000	39745	FISH & WILDLIFE	3420	5	3	-	-	20,464.05	-	18,752.00	1,712.05	-
00000	39745	FISH & WILDLIFE	3420	6	3	-	-	55,370.06	-	9,698.69	45,471.37	-
00000	39745	FISH & WILDLIFE	3420	7	3	-	-	288,887.17	-	3,685.77	285,203.40	-
00000	39745	FISH & WILDLIFE	3420	8	3	9,294,396.43	2,608,526.33	6,685,870.10	-	48,980.09	6,637,210.01	-
00000	39810	FORESTRY	3430	1	3	7,251,705.65	27,594.06	7,224,111.59	-	1,963.00	7,197,625.20	26,286.39
00000	39810	FORESTRY	3430	2	3	1,724,465.27	-	443,907.95	-	1,963.00	42,597.95	-
00000	39810	FORESTRY	3430	3	3	-	-	36,692.14	-	248,598.83	95,347.93	-
00000	39810	FORESTRY	3430	4	3	-	-	364,684.57	-	4,788.63	359,895.94	-
00000	39810	FORESTRY	3430	5	3	-	-	56,687.52	-	783.96	55,893.71	-
00000	39810	FORESTRY	3430	6	3	-	-	314,146.99	-	314,148.99	314,148.99	-
00000	39810	FORESTRY	3430	7	3	-	-	201,807.34	-	10,742.48	191,064.86	-
00000	39810	FORESTRY	3430	8	3	8,976,190.92	27,594.06	8,948,596.86	-	265,765.07	8,682,831.79	26,286.39
00000	40020	ABANDONED MINE LANDS	3450	0	5	509,163.18	419,604.97	3,041.21	-	3,041.21	3,041.21	-
00000	40020	ABANDONED MINE LANDS	3450	1	5	-	-	86,523.00	-	66,317.20	20,205.80	-
00000	40020	ABANDONED MINE LANDS	3450	2	5	-	-	89,564.21	-	66,317.20	23,247.01	-
00000	40030	AML Cash Bond	3450	0	5	509,163.18	419,604.97	-	-	-	-	-
00000	40040	AML Bond Pool	3450	0	5	189,765.00	189,765.00	-	-	-	-	-
00000	40040	AML Bond Pool	3450	1	5	35,681.16	35,179.56	-	-	-	-	-
00000	40040	AML Bond Pool	3450	2	5	-	-	200.00	-	-	200.00	-
00000	40040	AML Bond Pool	3450	3	5	-	-	201.60	-	-	201.60	-
00000	40040	AML Bond Pool	3450	4	5	-	-	401.60	-	-	401.60	-
00000	40220	RECLAMATION DIVISION	3480	0	5	35,681.16	35,179.56	-	-	-	-	-
00000	40220	RECLAMATION DIVISION	3480	1	5	404,078.50	404,078.50	-	-	-	-	-
00000	40220	RECLAMATION DIVISION	3480	2	5	6,292,326.45	6,286,336.31	-	-	-	-	-
00000	40220	RECLAMATION DIVISION	3480	3	5	6,292,326.45	6,286,336.31	-	-	-	-	-
00000	40220	RECLAMATION DIVISION	3480	4	5	6,292,326.45	6,286,336.31	-	-	-	-	-
00000	40220	RECLAMATION DIVISION	3480	5	5	6,292,326.45	6,286,336.31	-	-	-	-	-
00000	40220	RECLAMATION DIVISION	3480	6	5	6,292,326.45	6,286,336.31	-	-	-	-	-
00000	40220	RECLAMATION DIVISION	3480	7	5	6,292,326.45	6,286,336.31	-	-	-	-	-
00000	40220	RECLAMATION DIVISION	3480	8	5	6,292,326.45	6,286,336.31	-	-	-	-	-
00000	40220	RECLAMATION DIVISION	3480	9	5	6,292,326.45	6,286,336.31	-	-	-	-	-
00000	40220	RECLAMATION DIVISION	3480	10	5	6,292,326.45	6,286,336.31	-	-	-	-	-
00000	40220	RECLAMATION DIVISION	3480	11	5	6,292,326.45	6,286,336.31	-	-	-	-	-
00000	40220	RECLAMATION DIVISION	3480	12	5	6,292,326.45	6,286,336.31	-	-	-	-	-
00000	40220	RECLAMATION DIVISION	3480	13	5	6,292,326.45	6,286,336.31	-	-	-	-	-
00000	40220	RECLAMATION DIVISION	3480	14	5	6,292,326.45	6,286,336.31	-	-	-	-	-
00000	40220	RECLAMATION DIVISION	3480	15	5	6,292,326.45	6,286,336.31	-	-	-	-	-
00000	40220	RECLAMATION DIVISION	3480	16	5	6,292,326.45	6,286,336.31	-	-	-	-	-
00000	40220	RECLAMATION DIVISION	3480	17	5	6,292,326.45	6,286,336.31	-	-	-	-	-
00000	40220	RECLAMATION DIVISION	3480	18	5	6,292,326.45	6,286,336.31	-	-	-	-	-
00000	40220	RECLAMATION DIVISION	3480	19	5	6,292,326.45	6,286,336.31	-	-	-	-	-
00000	40220	RECLAMATION DIVISION	3480	20	5	6,292,326.45	6,286,336.31	-	-	-	-	-
00000	40220	RECLAMATION DIVISION	3480	21	5	6,292,326.45	6,286,336.31	-	-	-	-	-
00000	40220	RECLAMATION DIVISION	3480	22	5	6,292,326.45	6,286,336.31	-	-	-	-	-
00000	40220	RECLAMATION DIVISION	3480	23	5	6,292,326.45	6,286,336.31	-	-	-	-	-
00000	40220	RECLAMATION DIVISION	3480	24	5	6,292,326.45	6,286,336.31	-	-	-	-	-
00000	40220	RECLAMATION DIVISION	3480	25	5	6,292,326.45	6,286,336.31	-	-	-	-	-
00000	40220	RECLAMATION DIVISION	3480	26	5	6,292,326.45	6,286,336.31	-	-	-	-	-
00000	40220	RECLAMATION DIVISION	3480	27	5	6,292,326.45	6,286,336.31	-	-	-	-	-
00000	40220	RECLAMATION DIVISION	3480	28	5	6,292,326.45	6,286,336.31	-	-	-	-	-
00000	40220	RECLAMATION DIVISION	3480	29	5	6,292,326.45	6,286,336.31	-	-	-	-	-
00000	40220	RECLAMATION DIVISION	3480	30	5	6,292,326.45	6,286,336.31	-	-	-	-	-
00000	40220	RECLAMATION DIVISION	3480	31	5	6,292,326.45	6,286,336.31	-	-	-	-	-
00000	40220	RECLAMATION DIVISION	3480	32	5	6,292,326.45	6,286,336.31	-	-	-	-	-
00000	40220	RECLAMATION DIVISION	3480	33	5	6,292,326.45	6,286,336.31	-	-	-	-	-
00000	40220	RECLAMATION DIVISION	3480	34	5	6,292,326.45	6,286,336.31	-	-	-	-	-
00000	40220	RECLAMATION DIVISION	3480	35	5	6,292,326.45	6,286,336.31	-	-	-	-	-
00000	40220	RECLAMATION DIVISION	3480	36	5	6,292,326.45	6,286,336.31	-	-	-	-	-
00000	40220	RECLAMATION DIVISION	3480	37	5	6,292,326.45	6,286,336.31	-	-	-	-	-
00000	40220	RECLAMATION DIVISION	3480	38	5	6,292,326.45	6,286,336.31	-	-	-	-	-
00000	40220	RECLAMATION DIVISION	3480	39	5	6,292,326.45	6,286,336.31	-	-	-	-	-
00000	40220	RECLAMATION DIVISION	3480	40	5	6,292,326.45	6,286,336.31	-	-	-	-	-
00000	40220	RECLAMATION DIVISION	3480	41	5	6,292,326.45	6,286,336.31	-	-	-	-	-
00000	40220	RECLAMATION DIVISION	3480	42	5	6,292,326.45	6,286,336.31	-	-	-	-	-
00000	40220	RECLAMATION DIVISION	3480	43	5	6,292,326.45	6,286,336.31	-	-	-	-	-
00000	40220	RECLAMATION DIVISION	3480	44	5	6,292,326.45	6,286,336.31	-	-	-	-	-
00000	40220	RECLAMATION DIVISION	3480	45	5	6,292,326.45	6,286,336.31	-	-	-	-	-
00000	40220	RECLAMATION DIVISION	3480	46	5	6,292,326.45	6,286,336.31	-	-	-	-	-
00000	40220	RECLAMATION DIVISION	3480	47	5	6,292,326.45	6,286,336.31	-	-	-	-	-
00000	40220	RECLAMATION DIVISION	3480	48	5	6,292,326.45	6,286,336.31	-	-	-	-	-
00000	40220	RECLAMATION DIVISION	3480	49	5	6,292,326.45	6,286,336.31	-	-	-	-	-
00000	40220	RECLAMATION DIVISION	3480	50	5	6,292,326.45	6,286,336.31	-	-	-	-	-
00000	40220	RECLAMATION DIVISION	3480	51	5	6,292,326.45	6,286,336.31	-	-	-	-	-
00000	40220	RECLAMATION DIVISION	3480	52	5	6,292,326.45	6,286,336.31	-	-	-	-	-
00000	40220	RECLAMATION DIVISION	3480	53	5	6,292,326.45	6,286,336.31	-	-	-	-	-
00000	40220	RECLAMATION DIVISION	3480	54	5	6,292,326.45	6,286,336.31	-	-	-	-	-
00000	40220	RECLAMATION DIVISION	3480	55	5	6,292,326.45	6,286,336.31	-	-	-	-	-
00000	40220	RECLAMATION DIVISION	3480	56	5	6,292,326.45	6,286,336.31	-	-	-	-	-
00000	40220	RECLAMATION DIVISION	3480	57	5	6,292,326.45	6,286,336.31	-	-	-	-	-
00000	40220	RECLAMATION DIVISION	3480	58	5	6,292,326.45						

AUDITOR OF STATE
AGENCY APPROPRIATION AND ALLOTMENT TRIAL BALANCE REPORT
 July 1, 2013 through June 30, 2014 (Budget Year 2014; Run Date 7/13/14)

BU	PS FUND	CAFR Fund	PT	CTRL	APPROPRIATIONS	APPR BALANCE	ALLOTMENTS	PRE-ENCUMBRANCE	ENCUMBRANCES	EXPENDITURES	ALLOT BALANCE
00300	43924	6000	0	5	401,408.80	401,408.80	-	-	-	-	-
	43924 Total				401,408.80	401,408.80	-	-	-	-	-
00900	43925	6000	0	5	5,048.00	5,048.00	-	-	-	-	-
	Outdoor Recreation Revolving				5,048.00	5,048.00	-	-	-	-	-
	43925 Total				5,048.00	5,048.00	-	-	-	-	-
00900	44158	6000	0	5	231,098.47	189,644.18	-	-	-	-	-
	NATURE PRESERVES REVOLVING FUN				-	-	1,902.17	-	-	1,902.17	-
00900	44158	6000	1	5	-	-	13,116.52	-	-	13,116.52	-
	NATURE PRESERVES REVOLVING FUN				-	-	18,242.40	-	-	18,242.40	-
00900	44158	6000	2	5	-	-	7,746.7	-	-	7,746.7	-
	NATURE PRESERVES REVOLVING FUN				-	-	-	-	-	-	-
00900	44158	6000	3	5	-	-	-	-	-	-	-
	NATURE PRESERVES REVOLVING FUN				-	-	-	-	-	-	-
00900	44158	6000	4	5	-	-	-	-	-	-	-
	NATURE PRESERVES REVOLVING FUN				-	-	-	-	-	-	-
00900	44158	6000	9	5	-	-	-	-	-	-	-
	NATURE PRESERVES REVOLVING FUN				-	-	-	-	-	-	-
	44158 Total				231,098.47	189,644.18	-	-	-	41,454.29	-
00300	44165	6000	0	5	37,943.76	37,943.76	-	-	-	-	-
	CLASSIFIED FOREST & WILDLAND				37,943.76	37,943.76	-	-	-	-	-
00300	44225	6000	0	5	95.00	95.00	-	-	-	-	-
	ARCHEOLOGY PRESERVATION TRUST				95.00	95.00	-	-	-	-	-
00300	44475	6000	0	5	255,039.96	255,039.96	-	-	-	-	-
	TIMBER DEPOSITS				255,039.96	255,039.96	-	-	-	-	-
00300	44479	6000	0	5	1,255,807.23	738,817.22	-	-	-	-	-
	RESERVOIRS-CROP LEASE FUNDS				1,255,807.23	738,817.22	516,790.01	-	-	516,790.01	-
00300	44570	6000	0	6	1,179,387.76	786,212.98	-	-	-	-	-
	FISH AND WILDLIFE DAMAGES				1,179,387.76	786,212.98	393,174.78	2,911.25	-	2,911.25	118,458.77
00300	46865	6000	0	5	255,123.27	111,630.47	-	-	-	-	-
	RESOURCES PROTECTION/INVESTIGA				255,123.27	111,630.47	143,492.80	-	-	143,492.80	-
00300	47180	6000	0	6	602,500.23	(134,141.77)	-	-	-	-	-
	PROP/HETSTOWN/TIPPCO				602,500.23	(134,141.77)	736,642.00	-	-	602,500.00	134,142.00
00300	47300	6000	0	6	2,157,492.20	215,749.20	-	-	-	-	-
	SP&R MARINA & CONCESSIONS				2,157,492.20	215,749.20	2,180,618.30	25,419.83	-	2,206,038.13	863,421.83
00300	47330	6000	0	6	2,396,367.50	215,749.20	-	-	-	-	-
	DNR PUBLICATIONS				2,396,367.50	215,749.20	2,180,618.30	25,419.83	-	2,206,038.13	863,421.83
00300	47330	6000	0	6	718,756.30	(213,767.22)	-	-	-	-	-
	REC BOATING & FISHING FOUNDATN				718,756.30	(213,767.22)	932,523.52	12,513.67	-	9,892.23	910,117.62
00300	47755	6000	0	5	50.35	50.35	-	-	-	-	-
	OIL/GAS CASH BONDS				50.35	50.35	-	-	-	-	-
00300	47890	6000	0	6	429,254.00	429,254.00	-	-	-	-	-
	DNR DONATIONS				429,254.00	429,254.00	-	-	-	-	-
00300	48610	6000	0	6	727,211.93	425,138.59	-	-	-	-	-
	BOATING SAFETY				727,211.93	425,138.59	302,073.34	44,936.48	-	347,009.82	109,679.91
00300	48611	6000	0	5	115,920.48	108,420.48	-	-	-	-	-
	OUTDOOR INDIANA SALES				115,920.48	108,420.48	7,500.00	-	-	7,500.00	-
00300	48640	6000	0	6	935,730.16	566,107.48	-	-	-	-	-
	LIEBER MEMORIAL DONATIONS				935,730.16	566,107.48	369,622.68	600.00	-	370.72	164,632.41
00300	48670	6000	0	6	370.72	370.72	-	-	-	-	-
	TRAILS PROGRAM				370.72	370.72	-	-	-	370.72	-
00300	48675	6000	0	5	328,698.78	280,315.14	-	-	-	-	-
	TRAILS PROGRAM				328,698.78	280,315.14	48,383.64	-	-	3,354.28	-
00300	48675	6000	4	5	-	-	-	-	-	-	-
	TRAILS PROGRAM				-	-	45,000.00	-	-	-	-
00300	48675	6000	5	5	-	-	-	-	-	-	-
	TRAILS PROGRAM				-	-	-	-	-	-	-
00300	48675	6000	9	5	-	-	-	-	-	-	-
	TRAILS PROGRAM				-	-	-	-	-	-	-
	48675 Total				328,698.78	280,315.14	48,383.64	-	-	3,354.28	-
00300	48686	6000	0	5	762,098.89	415,011.31	-	-	-	-	-
	WABASH RIVER HERITAGE CORRIDOR				762,098.89	415,011.31	11,632.92	-	-	11,632.92	-
00300	48686	6000	1	5	-	-	181.60	-	-	181.60	-
	WABASH RIVER HERITAGE CORRIDOR				-	-	315,433.00	-	-	315,433.00	-
00300	48686	6000	4	5	-	-	-	-	-	-	-
	WABASH RIVER HERITAGE CORRIDOR				-	-	-	-	-	-	-
00300	48686	6000	7	5	-	-	-	-	-	-	-
	WABASH RIVER HERITAGE CORRIDOR				-	-	-	-	-	-	-
00300	48686	6000	9	5	-	-	-	-	-	-	-
	WABASH RIVER HERITAGE CORRIDOR				-	-	-	-	-	-	-
	48686 Total				762,098.89	415,011.31	347,009.89	-	-	305,661.00	-
00300	50310	6220	0	6	187,157.07	74,716.18	-	-	-	-	-
	NATURAL HERITAGE FD 14-4-5-1-3				187,157.07	74,716.18	112,440.89	-	-	1,620.30	110,820.59
00300	50310	6220	0	6	26,742.95	3,164.90	-	-	-	-	-
	CONSERVATION OFFICERS TRAINING				26,742.95	3,164.90	325.00	-	-	325.00	-
00300	51210	6340	3	5	-	-	-	-	-	-	-
	CONSERVATION OFFICERS TRAINING				-	-	105.00	-	-	105.00	-
00300	51210	6340	4	5	-	-	-	-	-	-	-
	CONSERVATION OFFICERS TRAINING				-	-	-	-	-	-	-
00300	51210	6340	9	5	-	-	-	-	-	-	-
	CONSERVATION OFFICERS TRAINING				-	-	-	-	-	-	-
	51210 Total				26,742.95	3,164.90	23,178.05	-	-	23,178.05	-
00300	53010	5000	0	5	47,429.75	47,429.75	-	-	-	-	-
	WEST BADEN SPRINGS HIST PRESER				47,429.75	47,429.75	-	-	-	-	-
00300	53010	5000	0	5	149,432.65	123,374.38	-	-	-	-	-
	DHPA Dedicated				149,432.65	123,374.38	25,557.41	-	-	25,557.41	-
00300	58812	6000	0	5	-	-	-	-	-	-	-
	DHPA Dedicated				-	-	482.14	-	-	482.14	-
00300	58812	6000	1	5	-	-	-	-	-	-	-
	DHPA Dedicated				-	-	963.00	-	-	963.00	-
00300	58812	6000	2	5	-	-	-	-	-	-	-
	DHPA Dedicated				-	-	-	-	-	-	-
	58812 Total				149,432.65	123,374.38	26,056.27	-	-	26,056.27	-
00300	61600	8010	0	7	10,540,951.86	8,307,706.46	-	-	-	-	-
	DNR DOAg Fund				10,540,951.86	8,307,706.46	2,233,245.40	-	-	1,867,246.32	1,867,246.32
00300	61605	8094	0	7	29,478.65	-	-	-	-	-	-
	DNR CNCS Fund				29,478.65	-	-	-	-	-	-

AUDITOR OF STATE
AGENCY APPROPRIATION AND ALLOTMENT TRIAL BALANCE REPORT
 July 1, 2013 through June 30, 2014 (Budget Year 2014; Run Date 7/13/14)

BU	PS FUND	PS Fund Name	CAFR Fund	PT	CTRL	APPROPRIATIONS	APPR BALANCE	ALLOTMENTS	PRE-ENCUMBRANCE	ENCUMBRANCES	EXPENDITURES	ALLOT BALANCE
00300	61605 Total					29,478.85	-	29,478.85	-	-	29,478.85	-
00300	61610	DNR DOC Fund	8011	0	7	4,668,221.84	3,187,432.35	-	-	922,692.45	768,107.04	-
00300	61615	DNR HUD Fund	8014	0	7	4,868,221.84	3,187,432.35	1,680,789.49	-	922,692.45	768,107.04	-
00300	61625	DNR DoEn Feat Fund	8081	0	7	4,574,225.21	4,303,572.74	270,652.47	-	-	270,652.47	-
00300	61630	DNR DHS Fund	8087	0	7	24,469.59	23,974.30	495.29	-	-	495.29	-
00300	61640	DNR DOI Fund	8015	0	7	8,089,542.15	4,738,107.07	-	-	1,138,629.00	3,599,787.07	-
00300	61645	DNR DOI Fed Fund	8016	0	7	3,351,435.08	4,738,107.07	4,738,107.07	-	1,138,629.00	3,599,787.07	-
00300	61650	DNR DOT Fund	8020	0	7	62,596,734.01	16,297,213.02	16,297,213.02	-	6,871,218.71	9,425,958.31	40.00
00300	61660	DNR EPA Fund	8086	0	7	197,620.00	197,620.00	-	-	-	-	-
00300	61670	DNR DOI F&W Fund	8015	0	7	5,821,197.74	2,967,935.80	3,253,261.94	-	1,051,248.27	2,202,013.67	-
00300	61680	DNR F&W DOAg Fund	8010	0	7	3,393,302.79	2,822,228.16	537,076.61	-	80,938.51	486,137.10	-
00300	61690	DNR DOD Fund	8084	0	7	3,393,302.79	2,822,228.16	537,076.61	-	80,938.51	486,137.10	-
00300	63360	OPFB Trust Fund- DNR	6605	0	6	2,308,124.88	818,481.40	1,489,643.48	-	-	1,489,643.48	-
00300	74320	ISMHS GF Constr Fund	9111	0	7	2,308,124.88	818,481.40	1,489,643.48	-	-	1,489,643.48	-
00303	19104	Museum Hist Sites GF PM	9111	0	7	1,132,622.00	-	1,132,622.00	-	-	1,132,622.00	-
00303	19111	IN State Museum/Historic Sites	9111	0	5	7,887,239.44	22.64	7,887,239.44	-	-	7,887,239.44	-
00303	43915	IN State Museum/Historic Sites	9111	1	5	2,222,955.19	956,719.83	266,233.36	-	-	266,233.36	-
00303	43915	IN State Museum/Historic Sites	9111	4	5	1,222,955.19	266,233.36	266,233.36	-	-	266,233.36	-
00303	43915	IN State Museum/Historic Sites	9111	7	5	2,308,124.88	818,481.40	1,489,643.48	-	-	1,489,643.48	-
00303	43915	IN State Museum/Historic Sites	9111	9	5	1,132,622.00	-	1,132,622.00	-	-	1,132,622.00	-
00303	43915 Total					7,887,239.44	22.64	7,887,239.44	-	-	7,887,239.44	-
00303	48040	GOVERNOR PORTRAIT FUND	9111	0	5	22.64	-	22.64	-	-	-	-
00310	15670	WHITE RIVER PARK COMMISSION	1000	0	3	840,352.00	85,889.26	-	-	-	754,461.46	-
00310	15670	WHITE RIVER PARK COMMISSION	1000	6	3	-	-	-	-	-	1.28	-
00310	15670	WHITE RIVER PARK COMMISSION	1000	9	3	-	-	-	-	-	1.28	-
00315	12540	WAR MEMORIALS COMMISSION	1000	1	3	840,352.00	85,889.26	840,352.00	-	-	840,352.00	-
00315	12540	WAR MEMORIALS COMMISSION	1000	2	3	587,980.84	38,355.73	228,879.92	-	-	587,980.84	-
00315	12540	WAR MEMORIALS COMMISSION	1000	3	3	288,079.16	-	288,079.16	-	-	288,079.16	-
00315	12540	WAR MEMORIALS COMMISSION	1000	4	3	-	-	-	-	-	4,112.32	-
00315	12540	WAR MEMORIALS COMMISSION	1000	5	3	-	-	-	-	-	3,396.54	-
00315	12540	WAR MEMORIALS COMMISSION	1000	9	3	-	-	-	-	-	126.03	-
00315	12540	WAR MEMORIALS COMMISSION	1000	9	3	-	-	-	-	-	13,208.62	-
00315	18750	VETERANS PLAZA REPAIRS	1000	0	6	876,060.00	38,355.73	837,704.27	-	-	837,704.27	-
00315	19120	War Mem GF Constr Fund	1000	0	7	0.03	0.03	-	-	-	-	-
00315	19121	War Mem Comm GF PM	1000	0	7	796,400.40	355,685.40	440,715.00	-	38,030.00	402,685.00	-
00315	36610	INDIANA BATTLE FLAGS	2820	0	6	705,640.18	411,674.30	293,965.88	-	35,131.83	268,834.05	-
00315	45550	IWM MUSEUM	6000	0	6	1,306,76	639.62	667.14	-	-	667.14	-
00315	47925	EVENT RENTAL	6000	0	5	5,506.60	(2,584.36)	7,790.96	-	-	5,461.96	-
00315	47925	EVENT RENTAL	6000	1	5	-	-	-	-	-	-	-
00315	47925	EVENT RENTAL	6000	3	5	-	-	-	-	-	-	-
00315	47925	EVENT RENTAL	6000	4	5	-	-	-	-	-	-	-
00315	47925	EVENT RENTAL	6000	5	5	-	-	-	-	-	-	-
00315	47925	EVENT RENTAL	6000	9	5	-	-	-	-	-	-	-
00315	48190	GIFT SHOP	6000	0	6	144,887.89	6,639.93	119,290.06	-	-	119,290.06	-
00322	12630	KANKAKEE RIVER BASIN COMM	1000	0	3	55,784.00	2,509.89	53,274.11	-	-	53,274.11	-
00322	12630	KANKAKEE RIVER BASIN COMM	1000	6	3	-	-	-	-	-	-	-
00322	12630	KANKAKEE RIVER BASIN COMM	1000	9	3	-	-	-	-	-	-	-
00322	19130	Kank Riv Bas GF Constr Fund	1000	0	7	13,276.20	13,276.20	-	-	-	-	-
00322	30357	Kankakee BIF Capital Fund	3880	0	7	530,000.00	530,000.00	-	-	-	530,000.00	-
00325	11520	MAUMEE RIVER BASIN COMMISSION	1000	0	3	55,784.00	2,510.93	53,273.07	-	-	53,273.07	-
00325	11520	MAUMEE RIVER BASIN COMMISSION	1000	8	3	-	-	-	-	-	-	-
00325	11520	MAUMEE RIVER BASIN COMMISSION	1000	9	3	-	-	-	-	-	-	-

AUDITOR OF STATE
AGENCY APPROPRIATION AND ALLOTMENT TRIAL BALANCE REPORT
 July 1, 2013 through June 30, 2014 (Budget Year 2014; Run Date 7/13/14)

BU	PS FUND	PS Fund Name	CAFR Fund	PT	CTRL	APPROPRIATIONS	APPR BALANCE	ALLOTMENTS	PRE-ENCUMBRANCE	ENCUMBRANCES	EXPENDITURES	ALLOT BALANCE
00330	16370	ST JOE RIVER BASIN COMM	1000	0	3	55,784.00	2,509.59					
00330	16370	ST JOE RIVER BASIN COMM	1000	6	3			53,272.28			53,272.28	
00330	16370	ST JOE RIVER BASIN COMM	1000	9	3			2.13			2.13	
	16370 Total					55,784.00	2,509.59	53,274.41			53,274.41	
00340	40910	STATE LICENSE BRANCH FUND	3590	0	3	96,197,051.17	76.00					
00340	40910	STATE LICENSE BRANCH FUND	3590	1	3			52,512,194.96			52,512,194.96	
00340	40910	STATE LICENSE BRANCH FUND	3590	2	3			1,317,576.56			1,317,576.56	869.07
00340	40910	STATE LICENSE BRANCH FUND	3590	3	3			1,712,955.44			1,414,573.85	(4,000.06)
00340	40910	STATE LICENSE BRANCH FUND	3590	4	3			802,630.06	3,989.96	298,381.69	796,228.40	(1.70)
00340	40910	STATE LICENSE BRANCH FUND	3590	5	3			11,385.71			11,385.71	
00340	40910	STATE LICENSE BRANCH FUND	3590	9	3			41,840,232.44		640,542.69	41,175,069.30	24,620.45
	40910 Total					96,197,051.17	76.00	56,199,975.17	3,989.96	944,627.74	57,226,639.71	21,487.76
00340	40930	PAYROLL BRANCH 100 TO 199	3590	1	3			2,786.00				2,786.00
	40930 Total							2,786.00				2,786.00
00351	12680	BD OF ANIMAL HEALTH	1000	1	3	4,138,418.21	102,985.14	4,035,453.07			4,037,254.66	(1,801.61)
00351	12680	BD OF ANIMAL HEALTH	1000	2	3	694,744.00	176,386.14	76,326.73		143.19	76,163.54	
00351	12680	BD OF ANIMAL HEALTH	1000	4	3			28,016.01		375.90	28,691.91	
00351	12680	BD OF ANIMAL HEALTH	1000	5	3			108,694.16		245.50	108,064.96	
00351	12680	BD OF ANIMAL HEALTH	1000	9	3			261,024.26		203.61	260,820.65	
	12680 Total					4,793,162.21	279,363.28	4,513,906.93		564.30	4,514,646.24	(1,801.61)
00351	18211	IDENITY FUND	1000	0	4	11,001.00	0.05				326.95	
00351	18211	IDENITY FUND	1000	4	4			10,674.00			10,674.00	
	18211 Total					11,001.00	0.05	11,000.95			11,000.95	
00351	38020	DAIRY DRUG RESIDUE ABATEMENT F	3120	0	5	4,605.59	1,829.59	457.86			457.86	
00351	38020	DAIRY DRUG RESIDUE ABATEMENT F	3120	4	5			2,322.14			2,322.14	
	38020 Total					4,605.59	1,829.59	2,780.00			2,780.00	
00351	44220	LIVESTOCK BRAND REGISTRATION	6000	0	5	63,777.79	1,916.49					
	44220 Total					63,777.79	1,916.49					
00351	44223	Equine Health & Care Programs	6000	0	5	1,916.49	1,916.49					
00351	44223	Equine Health & Care Programs	6000	1	5	45,288.33	27,304.84				17,484.10	
00351	44223	Equine Health & Care Programs	6000	4	5			61,506.39			61,506.39	
00351	44223	Equine Health & Care Programs	6000	9	5			2,155.55			116.85	
	44223 Total					63,777.79	1,916.49	63,777.79			63,777.79	
00351	45510	WORKSHOP CLEARING ACCOUNT	6000	0	6	1,916.49	1,916.49					
	45510 Total					1,916.49	1,916.49					
00351	48687	Dog Breeder / Broker Registrar	6000	0	5	27,304.84						
00351	48687	Dog Breeder / Broker Registrar	6000	9	5			17,484.10			17,484.10	
	48687 Total					27,304.84		17,484.10			17,484.10	
00351	61700	BOAH DOAG Fund	8010	0	7	5,554,744.97	2,527,975.07	3,026,769.90			3,024,963.57	1,801.61
	61700 Total					5,554,744.97	2,527,975.07	3,026,769.90			3,024,963.57	1,801.61
00351	61701	BOAH DHS Fund	8097	0	7	35,873.33						
00351	61701	BOAH DHS Fund	8097	4	7			1,294.20			1,294.20	
00351	61701	BOAH DHS Fund	8097	9	7			1,873.33			1,873.33	
	61701 Total					35,873.33		1,873.33			1,873.33	
00351	61702	BOAH HHS Fund	8093	0	7	10,500.00	6,137.66	4,362.34				
	61702 Total					10,500.00	6,137.66	4,362.34			4,362.34	
00385	12420	RADIOLOGICAL HEALTH	1000	0	3	4,311.00	4,311.00					
	12420 Total					4,311.00	4,311.00					
00385	13084	Secured School Safety Grants	1000	0	4	10,000,000.00	1,818,082.87					
00385	13084	Secured School Safety Grants	1000	1	4			190,154.70		49,767.19	140,387.51	
00385	13084	Secured School Safety Grants	1000	2	4			4,445.98			4,445.98	
00385	13084	Secured School Safety Grants	1000	3	4			464.26			464.26	
00385	13084	Secured School Safety Grants	1000	4	4			1,590.82			1,590.82	
00385	13084	Secured School Safety Grants	1000	7	4			7,943,132.80	7,046,017.90		887,114.90	
00385	13084	Secured School Safety Grants	1000	8	4			39,820.00			15,386.50	
00385	13084	Secured School Safety Grants	1000	9	4			2,316.57			2,316.57	
	13084 Total					10,000,000.00	1,818,082.87	8,181,917.13	7,120,216.59		1,061,700.59	
00385	15860	PUBLIC ASSISTANCE MATCH	1000	0	3							
	15860 Total											
00385	17390	CONTINGENCY FUND	1000	0	5	333,976.96	222,463.59					
00385	17390	CONTINGENCY FUND	1000	2	5			84,311.83			84,311.83	
00385	17390	CONTINGENCY FUND	1000	4	5			227.46			227.46	
00385	17390	CONTINGENCY FUND	1000	5	5			14,328.60			14,328.60	
00385	17390	CONTINGENCY FUND	1000	8	5			7,326.36			7,326.36	
	17390 Total					333,976.96	222,463.59	111,885.37			111,885.37	
00385	37720	IDHS MAIN OPERATING	3080	1	3	12,254,917.01		12,254,917.01				
00385	37720	IDHS MAIN OPERATING	3080	2	3	2,277,660.78		477,747.01			477,747.01	
00385	37720	IDHS MAIN OPERATING	3080	3	3			124,289.53			124,289.53	
00385	37720	IDHS MAIN OPERATING	3080	4	3			481,255.58			481,255.58	
00385	37720	IDHS MAIN OPERATING	3080	5	3			2,419.58			2,419.58	
00385	37720	IDHS MAIN OPERATING	3080	8	3			422.28			422.28	
00385	37720	IDHS MAIN OPERATING	3080	9	3			1,191,526.32			1,191,526.32	
	37720 Total					14,532,577.79		14,532,577.79			14,449,771.37	
00385	37740	FIREFGTG & EMER EQUIP REV LN	3080	0	5	2,792,339.65	2,792,339.65					

**AUDITOR OF STATE
AGENCY APPROPRIATION AND ALLOTMENT TRIAL BALANCE REPORT
July 1, 2013 through June 30, 2014 (Budget Year 2014; Run Date 7/13/14)**

BU	PS FUND	PS FUND Name	CAFR Fund	PT	CTRL	APPROPRIATIONS	APPR BALANCE	ALLOTMENTS	PRE-ENCUMBRANCE	ENCUMBRANCES	EXPENDITURES	ALLOT BALANCE
37740	Total					2,792,339.65	2,792,339.65					
00385	44035	NUCLEAR RESPONSE FUND	6000	0	5	206,067.41	194,970.27					
00385	44035	NUCLEAR RESPONSE FUND	6000	3	5			4,104.28			2,878.76	
00385	44035	NUCLEAR RESPONSE FUND	6000	4	5			3,056.57		1,125.52	1,173.57	
00385	44035	NUCLEAR RESPONSE FUND	6000	5	5			1,882.96		1,883.00	1,882.96	
00385	44035	NUCLEAR RESPONSE FUND	6000	9	5			2,053.33			2,053.33	
44035	Total					206,067.41	194,970.27	11,097.14		3,008.52	8,085.62	
00385	44152	REDUC IGNIT PROPEN STDRD F CIG	6000	0	5	98,524.97	67,442.53					
00385	44152	REDUC IGNIT PROPEN STDRD F CIG	6000	1	5			31,076.44			31,076.44	
00385	44152	REDUC IGNIT PROPEN STDRD F CIG	6000	9	5			31,082.44			31,082.44	
44152	Total					98,524.97	67,442.53	62,158.88				
00385	44530	INDIVIDUAL & FAMILY GRANT PROG	6000	0	5	215,054.20	(1,964.20)					
00385	44530	INDIVIDUAL & FAMILY GRANT PROG	6000	2	5			215,054.20			213,080.00	1,964.20
00385	44530	INDIVIDUAL & FAMILY GRANT PROG	6000	7	5			217,016.40			213,080.00	3,936.40
44530	Total					215,054.20	(1,964.20)	432,070.60			426,160.00	7,452.80
00385	44620	MED SERV ED IC 16-139-8685	6000	0	6	215,954.20	(1,964.20)					
00385	44620	MED SERV ED IC 16-139-8685	6000	0	6	215,954.20	(1,964.20)					
44620	Total					215,954.20	(1,964.20)					
00385	45240	ARSON INVESTIGATION FIN ASSIST	6000	0	6	23,357.16	21,904.36					
00385	45240	ARSON INVESTIGATION FIN ASSIST	6000	0	6	23,357.16	21,904.36					
45240	Total					23,357.16	21,904.36					
00385	45240	STATEWIDE FIRE & BLDG SAFETY F	6000	0	6	10,849.83	10,849.83					
00385	45240	STATEWIDE FIRE & BLDG SAFETY F	6000	0	6	10,849.83	10,849.83					
45240	Total					10,849.83	10,849.83					
00385	45590	RADIOLOGICAL EMERGENCY PREPARE	6000	0	6	398,140.82	269,932.65					
00385	45590	RADIOLOGICAL EMERGENCY PREPARE	6000	0	6	398,140.82	269,932.65					
45590	Total					398,140.82	269,932.65					
00385	46590	IHCDA DISASTER RECOVERY AWARD	6000	0	6	341,589.66	25,628.66					
00385	46590	IHCDA DISASTER RECOVERY AWARD	6000	0	6	341,589.66	25,628.66					
46590	Total					341,589.66	25,628.66					
00385	46990	IHCDA DISASTER RECOVERY AWARD	6000	0	6	608,515.00	132,515.00					
00385	46990	IHCDA DISASTER RECOVERY AWARD	6000	0	6	608,515.00	132,515.00					
46990	Total					608,515.00	132,515.00					
00385	47090	DONATIONS	6000	3	5			460,800.00			15,100.00	
00385	47090	DONATIONS	6000	3	5			460,800.00			15,100.00	
47090	Total							460,800.00			15,100.00	
00385	47460	FIRE SAFETY AWARENESS PROGRAM	6000	0	6	608,515.00	132,515.00					
00385	47460	FIRE SAFETY AWARENESS PROGRAM	6000	0	6	608,515.00	132,515.00					
47460	Total					608,515.00	132,515.00					
00385	51110	STATE EMERGENCY RESPONSE COMM	6320	0	3	73,615.00	55,829.46					
00385	51110	STATE EMERGENCY RESPONSE COMM	6320	0	3	73,615.00	55,829.46					
51110	Total					73,615.00	55,829.46					
00385	51110	STATE EMERGENCY RESPONSE COMM	6320	2	3			400.00			400.00	
00385	51110	STATE EMERGENCY RESPONSE COMM	6320	2	3			125.63			125.63	
51110	Total							525.63			525.63	
00385	51110	STATE EMERGENCY RESPONSE COMM	6320	3	3			10,000.00			10,000.00	
00385	51110	STATE EMERGENCY RESPONSE COMM	6320	3	3			922.00			922.00	
51110	Total							11,922.00			11,922.00	
00385	51110	STATE EMERGENCY RESPONSE COMM	6320	9	3			6,337.91			6,337.91	
51110	Total					73,615.00	55,829.46	17,785.54			17,785.54	
00385	51610	STATE DISASTER RELIEF	6460	0	5	1,486,831.53	515,596.56					
00385	51610	STATE DISASTER RELIEF	6460	0	5	1,486,831.53	515,596.56					
51610	Total					1,486,831.53	515,596.56					
00385	51610	STATE DISASTER RELIEF	6460	2	5			54,659.72			54,659.72	
00385	51610	STATE DISASTER RELIEF	6460	2	5			2,475.68			2,475.68	
51610	Total							57,135.40			57,135.40	
00385	51610	STATE DISASTER RELIEF	6460	4	5			485.38			485.38	
00385	51610	STATE DISASTER RELIEF	6460	4	5			891,691.37			891,691.37	
51610	Total							1,378,008.85			1,378,008.85	
00385	51610	STATE DISASTER RELIEF	6460	7	5			1,922.82			1,922.82	
51610	Total					1,486,831.53	515,596.56	951,234.97			951,234.97	
00385	53210	REGIONAL PUBLIC SAFETY TRAININ	5240	0	3			411,267.05			286,731.98	
00385	53210	REGIONAL PUBLIC SAFETY TRAININ	5240	1	3			5,511.58		124,635.07	5,511.58	
00385	53210	REGIONAL PUBLIC SAFETY TRAININ	5240	3	3			14,946.44		6,532.46	8,413.98	
00385	53210	REGIONAL PUBLIC SAFETY TRAININ	5240	4	3			102,379.92		67,026.00	35,353.92	
00385	53210	REGIONAL PUBLIC SAFETY TRAININ	5240	5	3			485.79			485.79	
00385	53210	REGIONAL PUBLIC SAFETY TRAININ	5240	7	3			1,154,589.68		524,010.07	630,579.61	
00385	53210	REGIONAL PUBLIC SAFETY TRAININ	5240	8	3			63,895.13		2,747.25	61,147.88	
53210	Total					1,799,781.63	10,250.00	467,064.04		725,390.85	1,074,990.78	
00385	54610	EMERGENCY MED SVC RESTITUTION	2480	0	5	11,652.80	10,250.00				1,402.80	
00385	54610	EMERGENCY MED SVC RESTITUTION	2480	0	5	11,652.80	10,250.00				1,402.80	
54610	Total					11,652.80	10,250.00				1,402.80	
00385	55115	COMMUNICATIONS	5040	0	6	152,275.99	80,530.71					
00385	55115	COMMUNICATIONS	5040	0	6	152,275.99	80,530.71					
55115	Total					152,275.99	80,530.71					
00385	55120	URBAN SEARCH & RESCUE	6000	0	5			500.00			500.00	
00385	55120	URBAN SEARCH & RESCUE	6000	1	5			48,921.47		48,189.47	732.00	
00385	55120	URBAN SEARCH & RESCUE	6000	3	5			2,433.85			2,433.85	
00385	55120	URBAN SEARCH & RESCUE	6000	4	5			112.00			112.00	
55120	Total							51,967.32		48,189.47	3,777.85	
00385	56051	IDHS ARRA Energy Assurance Pla	8000	0	7	340,472.17	340,472.17					
00385	56051	IDHS ARRA Energy Assurance Pla	8000	0	7	340,472.17	340,472.17					
56051	Total					340,472.17	340,472.17					
00385	60211	DHS DoEn Fund	8081	0	7	25,000.00	25,000.00					
00385	60211	DHS DoEn Fund	8081	0	7	25,000.00	25,000.00					
60211	Total					25,000.00	25,000.00					
00385	61900	DHS DHS Fund	8097	0	7	162,694,796.04	147,676,008.15					
00385	61900	DHS DHS Fund	8097	0	7	162,694,796.04	147,676,008.15					
61900	Total					162,694,796.04	147,676,008.15					
00385	61910	DHS DHUD Fund	8014	0	7	908,515.00	908,515.00					
00385	61910	DHS DHUD Fund	8014	0	7	908,515.00	908,515.00					
61910	Total					908,515.00	908,515.00					
00385	61920	DHS DOT Fund	8020	0	7	1,133,661.36	633,307.94					
00385	61920	DHS DOT Fund	8020	0	7	1,133,661.36	633,307.94					
61920	Total					1,133,661.36	633,307.94					
00385	61921	DHS ED Fund	8084	0	7	9,840.00	7,566.45					
00385	61921	DHS ED Fund	8084	0	7	9,840.00	7,566.45					
61921	Total					9,840.00	7,566.45					
00385	61930	DHS EPA Fund	8066	0	7	167,324.08	167,324.08					
00385	61930	DHS EPA Fund	8066	0	7	167,324.08	167,324.08					
61930	Total					167,324.08	167,324.08					

AUDITOR OF STATE
AGENCY APPROPRIATION AND ALLOTMENT TRIAL BALANCE REPORT
 July 1, 2013 through June 30, 2014 (Budget Year 2014; Run Date 7/13/14)

BU	PS FUND	PS Fund Name	CAFR Fund	PT	CTRL	APPROPRIATIONS	APPR BALANCE	ALLOTMENTS	PRE-ENCUMBRANCE	ENCUMBRANCES	EXPENDITURES	ALLOT BALANCE
00400	10910	OFFICE OF WOMEN'S HEALTH	1000	0	3	53,525.51	-	-	-	-	-	-
00400	10910	OFFICE OF WOMEN'S HEALTH	1000	1	3	-	-	46,995.58	-	-	46,995.58	-
00400	10910	OFFICE OF WOMEN'S HEALTH	1000	2	3	-	-	1,371.52	-	-	1,371.52	-
00400	10910	OFFICE OF WOMEN'S HEALTH	1000	3	3	-	-	16.40	-	-	16.40	-
00400	10910	OFFICE OF WOMEN'S HEALTH	1000	4	3	-	-	42.00	-	-	42.00	-
00400	10910	OFFICE OF WOMEN'S HEALTH	1000	9	3	-	-	5,100.01	-	-	5,100.01	-
00400	10910	OFFICE OF WOMEN'S HEALTH	1000	9	3	53,525.51	-	53,525.51	-	-	53,525.51	-
00400	10940	DONATED DENTAL SERVICES	1000	0	3	33,922.25	-	-	-	-	-	-
00400	10940	DONATED DENTAL SERVICES	1000	7	3	-	-	33,253.26	-	-	33,253.26	-
00400	10940	DONATED DENTAL SERVICES	1000	9	3	-	-	586.99	-	-	586.99	-
00400	10940	DONATED DENTAL SERVICES	1000	9	3	33,922.25	-	33,922.25	-	-	33,922.25	-
00400	11420	CANCER EDUC & DIAG-BRST CANC	1000	0	3	68,152.30	-	-	-	-	-	-
00400	11420	CANCER EDUC & DIAG-BRST CANC	1000	3	3	-	-	6,000.00	-	3,000.00	3,000.00	-
00400	11420	CANCER EDUC & DIAG-BRST CANC	1000	8	3	-	-	62,152.30	-	-	62,152.30	-
00400	11420	CANCER EDUC & DIAG-BRST CANC	1000	8	3	68,152.30	-	68,152.30	-	3,000.00	65,152.30	-
00400	11440	CANCER EDUC & DIAG-PROSTATE	1000	0	3	65,710.25	-	-	-	-	-	-
00400	11440	CANCER EDUC & DIAG-PROSTATE	1000	2	3	-	-	202.25	-	-	202.25	-
00400	11440	CANCER EDUC & DIAG-PROSTATE	1000	7	3	-	-	65,508.00	-	-	65,508.00	-
00400	11440	CANCER EDUC & DIAG-PROSTATE	1000	7	3	65,710.25	-	65,710.25	-	26,009.18	38,599.82	-
00400	11440	CANCER EDUC & DIAG-PROSTATE	1000	7	3	65,710.25	-	65,710.25	-	26,009.18	38,599.82	-
00400	11490	SICKLE CELL PROGRAM	1000	0	3	265,000.00	-	-	-	-	-	-
00400	11490	SICKLE CELL PROGRAM	1000	7	3	-	-	265,000.00	-	-	265,000.00	-
00400	11490	SICKLE CELL PROGRAM	1000	7	3	265,000.00	-	265,000.00	-	-	265,000.00	-
00400	11490	SICKLE CELL PROGRAM	1000	7	3	265,000.00	-	265,000.00	-	-	265,000.00	-
00400	12760	DEPARTMENT OF HEALTH	1000	1	3	94,015.65	-	94,015.65	-	-	94,015.65	-
00400	12760	DEPARTMENT OF HEALTH	1000	2	3	19,347,545.00	-	19,347,545.00	-	-	19,347,545.00	-
00400	12760	DEPARTMENT OF HEALTH	1000	2	3	4,987,885.00	-	4,987,885.00	-	-	4,987,885.00	-
00400	12760	DEPARTMENT OF HEALTH	1000	3	3	-	-	699,401.86	-	2,263.50	697,138.36	-
00400	12760	DEPARTMENT OF HEALTH	1000	4	3	-	-	1,826,583.95	-	543,369.28	1,283,214.67	-
00400	12760	DEPARTMENT OF HEALTH	1000	5	3	-	-	1,328,850.09	-	74,546.20	1,254,303.89	-
00400	12760	DEPARTMENT OF HEALTH	1000	5	3	-	-	255,002.83	-	4,344.11	250,658.72	-
00400	12760	DEPARTMENT OF HEALTH	1000	7	3	-	-	10,185.69	-	-	10,185.69	-
00400	12760	DEPARTMENT OF HEALTH	1000	8	3	-	-	3,295,272.42	-	-	3,295,272.42	-
00400	12760	DEPARTMENT OF HEALTH	1000	8	3	24,335,531.00	-	24,335,531.00	-	193,287.31	24,528,818.31	-
00400	12760	DEPARTMENT OF HEALTH	1000	8	3	24,335,531.00	-	24,335,531.00	-	193,287.31	24,528,818.31	-
00400	12785	SSBG - Maternal & Child Health	1000	0	3	280,671.00	-	280,671.00	-	-	280,671.00	-
00400	12785	SSBG - Maternal & Child Health	1000	4	3	-	-	277,554.17	-	-	277,554.17	-
00400	12785	SSBG - Maternal & Child Health	1000	4	3	280,671.00	-	280,671.00	-	-	280,671.00	-
00400	12790	CANCER REGISTRY	1000	0	3	290,363.97	-	-	-	-	-	-
00400	12790	CANCER REGISTRY	1000	1	3	-	-	82,469.61	-	-	82,469.61	-
00400	12790	CANCER REGISTRY	1000	2	3	-	-	13,387.13	-	-	13,387.13	-
00400	12790	CANCER REGISTRY	1000	3	3	-	-	181,325.99	-	8,450.11	172,775.88	-
00400	12790	CANCER REGISTRY	1000	3	3	-	-	13,181.24	-	-	13,181.24	-
00400	12790	CANCER REGISTRY	1000	9	3	290,363.97	-	290,363.97	-	-	290,363.97	-
00400	12790	CANCER REGISTRY	1000	9	3	290,363.97	-	290,363.97	-	-	290,363.97	-
00400	12880	MINORITY HEALTH INITIATIVE	1000	0	3	2,399,295.00	-	-	-	-	-	-
00400	12880	MINORITY HEALTH INITIATIVE	1000	7	3	-	-	2,399,295.00	-	-	2,399,295.00	-
00400	12880	MINORITY HEALTH INITIATIVE	1000	7	3	2,399,295.00	-	2,399,295.00	-	-	2,399,295.00	-
00400	13085	Chr for Deaf/Hard of Hearing E	1000	0	3	907,913.34	-	-	-	-	-	-
00400	13085	Chr for Deaf/Hard of Hearing E	1000	1	3	-	-	1,328,899.27	-	-	1,328,899.27	-
00400	13085	Chr for Deaf/Hard of Hearing E	1000	2	3	-	-	14,928.54	-	-	14,928.54	-
00400	13085	Chr for Deaf/Hard of Hearing E	1000	3	3	-	-	160,146.73	-	-	160,146.73	-
00400	13085	Chr for Deaf/Hard of Hearing E	1000	4	3	-	-	43,483.28	-	-	43,483.28	-
00400	13085	Chr for Deaf/Hard of Hearing E	1000	5	3	-	-	58,497.17	-	-	58,497.17	-
00400	13085	Chr for Deaf/Hard of Hearing E	1000	8	3	-	-	528.00	-	-	528.00	-
00400	13085	Chr for Deaf/Hard of Hearing E	1000	9	3	-	-	30,171.62	-	-	30,171.62	-
00400	13085	Chr for Deaf/Hard of Hearing E	1000	9	3	907,913.34	-	907,913.34	-	-	907,913.34	-
00400	13086	Statewide Child Facility Coord	1000	0	3	40,000.00	-	-	-	-	-	-
00400	13086	Statewide Child Facility Coord	1000	0	3	40,000.00	-	40,000.00	-	-	40,000.00	-
00400	13200	CASHN STATE WATCH	1000	0	3	9,685,245.73	-	-	-	-	-	-
00400	13200	CASHN STATE WATCH	1000	1	3	-	-	402,912.60	-	-	402,912.60	-
00400	13200	CASHN STATE WATCH	1000	2	3	-	-	13,588.66	-	-	13,588.66	-
00400	13200	CASHN STATE WATCH	1000	3	3	-	-	208,418.89	-	74,572.31	133,846.58	-
00400	13200	CASHN STATE WATCH	1000	4	3	-	-	15,898.30	-	308.69	15,589.61	-
00400	13200	CASHN STATE WATCH	1000	5	3	-	-	312.45	-	-	312.45	-
00400	13200	CASHN STATE WATCH	1000	8	3	-	-	8,957,209.37	-	-	8,957,209.37	-
00400	13200	CASHN STATE WATCH	1000	9	3	-	-	86,905.46	-	-	86,905.46	-
00400	13200	CASHN STATE WATCH	1000	9	3	9,685,245.73	-	9,685,245.73	-	74,887.00	9,760,132.73	-
00400	13844	AREA HEALTH EDUCATION CENTERS	1000	0	3	2,182,964.65	-	-	-	-	-	-
00400	13844	AREA HEALTH EDUCATION CENTERS	1000	7	3	-	-	2,182,964.65	-	-	2,182,964.65	-
00400	13844	AREA HEALTH EDUCATION CENTERS	1000	7	3	2,182,964.65	-	2,182,964.65	-	-	2,182,964.65	-
00400	14560	PROJECT RESPECT	1000	0	3	345,404.70	-	-	-	-	-	-
00400	14560	PROJECT RESPECT	1000	7	3	-	-	345,404.70	-	-	345,404.70	-
00400	14560	PROJECT RESPECT	1000	9	3	-	-	83.70	-	-	83.70	-
00400	14560	PROJECT RESPECT	1000	9	3	345,404.70	-	345,404.70	-	-	345,404.70	-
00400	14670	HIV/AIDS SERVICES	1000	0	3	2,039,749.78	-	-	-	-	-	-
00400	14670	HIV/AIDS SERVICES	1000	3	3	-	-	50,604.00	-	5,191.48	45,412.52	-
00400	14670	HIV/AIDS SERVICES	1000	7	3	-	-	1,989,145.78	-	-	1,989,145.78	-
00400	14670	HIV/AIDS SERVICES	1000	7	3	2,039,749.78	-	2,039,749.78	-	-	2,039,749.78	-
00400	14680	TEST FOR DRUG AFFLICTED BABIES	1000	0	3	10.81	-	-	-	-	-	-
00400	14680	TEST FOR DRUG AFFLICTED BABIES	1000	9	3	-	-	10.81	-	-	10.81	-
00400	14680	TEST FOR DRUG AFFLICTED BABIES	1000	9	3	10.81	-	10.81	-	-	10.81	-
00400	14912	STATE SUPPLEMENT SSBG - HEALTH	1000	0	3	287,609.00	-	-	-	-	-	-
00400	14912	STATE SUPPLEMENT SSBG - HEALTH	1000	0	3	287,609.00	-	287,609.00	-	-	287,609.00	-
00400	14912	STATE SUPPLEMENT SSBG - HEALTH	1000	0	3	287,609.00	-	287,609.00	-	-	287,609.00	-
00400	14912	STATE SUPPLEMENT SSBG - HEALTH	1000	0	3	287,609.00	-	287,609.00	-	-	287,609.00	-

AUDITOR OF STATE
 AGENCY APPROPRIATION AND ALLOTMENT TRIAL BALANCE REPORT
 July 1, 2013 through June 30, 2014 (Budget Year 2014; Run Date 7/13/14)

BU	PS FUND	PS Fund Name	CAFR Fund	PT	CTRL	APPROPRIATIONS	APPR BALANCE	ALLOTMENTS	PRE-ENCUMBRANCE	ENCUMBRANCES	EXPENDITURES	ALLOT BALANCE
00400	15820	AIDS EDUCATION	1000	1	3	188,945.01	-	188,945.01	-	-	188,945.01	-
00400	15820	AIDS EDUCATION	1000	2	3	347,983.83	-	-	-	-	10,669.95	-
00400	15820	AIDS EDUCATION	1000	4	3	-	-	912.79	-	-	912.79	-
00400	15820	AIDS EDUCATION	1000	7	3	-	-	325,276.00	-	49,863.62	275,412.38	-
00400	15820	AIDS EDUCATION	1000	9	3	-	-	11,125.09	-	-	11,125.09	-
00400	15820	AIDS EDUCATION	1000	9	3	536,928.84	-	536,928.84	-	49,863.62	487,065.22	-
00400	15960	CHRONIC DISEASES	1000	1	3	86,806.01	-	86,806.01	-	-	52,098.74	-
00400	15960	CHRONIC DISEASES	1000	2	3	4,760.38	-	4,760.38	-	-	4,760.38	-
00400	15960	CHRONIC DISEASES	1000	3	3	543,352.63	-	543,352.63	-	-	106,269.26	-
00400	15960	CHRONIC DISEASES	1000	4	3	-	-	135,349.00	-	29,079.74	106,269.26	-
00400	15960	CHRONIC DISEASES	1000	7	3	-	-	225.93	-	-	225.93	-
00400	15960	CHRONIC DISEASES	1000	8	3	-	-	263,296.00	-	39,651.09	223,644.91	-
00400	15960	CHRONIC DISEASES	1000	9	3	-	-	108,554.43	-	501.47	108,052.96	-
00400	15960	CHRONIC DISEASES	1000	9	3	31,166.89	-	31,166.89	-	23,846.00	7,318.89	-
00400	15960	CHRONIC DISEASES	1000	9	3	630,156.64	-	630,156.64	-	127,786.57	502,372.07	-
00400	16300	FOOD ASSISTANCE	1000	0	3	108,225.00	108,225.00	-	-	-	-	-
00400	16300	FOOD ASSISTANCE	1000	0	3	108,225.00	108,225.00	-	-	-	-	-
00400	16800	WIC SUPPLEMENT	1000	0	3	114,267.86	-	-	-	-	-	-
00400	16800	WIC SUPPLEMENT	1000	1	3	-	-	50,646.39	-	-	50,646.39	-
00400	16800	WIC SUPPLEMENT	1000	7	3	-	-	25,438.32	-	-	25,438.32	-
00400	16800	WIC SUPPLEMENT	1000	8	3	-	-	37,682.55	-	-	37,682.55	-
00400	16800	WIC SUPPLEMENT	1000	9	3	-	-	302.50	-	18,049.25	19,936.40	-
00400	16800	WIC SUPPLEMENT	1000	9	3	114,267.86	-	114,267.86	-	18,049.25	96,218.61	-
00400	16910	MCH SUPPLEMENT	1000	0	3	39,161.97	-	-	-	-	-	-
00400	16910	MCH SUPPLEMENT	1000	1	3	-	-	7,706.72	-	-	7,706.72	-
00400	16910	MCH SUPPLEMENT	1000	2	3	-	-	0.01	-	-	0.01	-
00400	16910	MCH SUPPLEMENT	1000	3	3	-	-	29,661.72	-	400.00	29,261.72	-
00400	16910	MCH SUPPLEMENT	1000	4	3	-	-	1,706.94	-	-	1,706.94	-
00400	16910	MCH SUPPLEMENT	1000	9	3	-	-	86.58	-	-	86.58	-
00400	16910	MCH SUPPLEMENT	1000	9	3	39,161.97	-	39,161.97	-	400.00	38,761.97	-
00400	17420	TB HOSPITAL AID FUND	1000	0	3	16,125.79	-	-	-	-	-	-
00400	17420	TB HOSPITAL AID FUND	1000	8	3	-	-	16,125.79	-	-	16,125.79	-
00400	17420	TB HOSPITAL AID FUND	1000	8	3	16,125.79	-	16,125.79	-	-	16,125.79	-
00400	17580	INSURANCE RECOVERY	1000	0	5	16,734.27	16,734.27	-	-	-	-	-
00400	17580	INSURANCE RECOVERY	1000	0	5	16,734.27	16,734.27	-	-	-	-	-
00400	17580	INSURANCE RECOVERY	1000	0	5	5,000.00	5,000.00	-	-	-	-	-
00400	17580	INSURANCE RECOVERY	1000	0	5	5,000.00	5,000.00	-	-	-	-	-
00400	17600	CHILDHOOD HAZARDS EDUCATION PR	1000	0	3	2,379,457.44	-	-	-	-	-	-
00400	17600	CHILDHOOD HAZARDS EDUCATION PR	1000	0	3	2,379,457.44	-	2,379,457.44	-	-	-	-
00400	17610	MEDICARE/MEDICAID CERT	1000	0	3	-	-	2,940,989.97	-	-	2,940,989.97	-
00400	17610	MEDICARE/MEDICAID CERT	1000	1	3	-	-	61,119.25	-	-	61,119.25	-
00400	17610	MEDICARE/MEDICAID CERT	1000	2	3	-	-	87,409.16	-	79,682.14	7,727.02	-
00400	17610	MEDICARE/MEDICAID CERT	1000	4	3	-	-	19,127.88	-	30.83	19,097.05	-
00400	17610	MEDICARE/MEDICAID CERT	1000	5	3	-	-	13,265.07	-	-	13,265.07	-
00400	17610	MEDICARE/MEDICAID CERT	1000	9	3	-	-	(2,460,634.63)	-	-	(2,460,634.63)	-
00400	17610	MEDICARE/MEDICAID CERT	1000	9	3	-	-	416,480.24	-	2,439.35	414,040.89	-
00400	17610	MEDICARE/MEDICAID CERT	1000	9	3	2,379,457.44	1,291,700.50	1,087,756.94	-	82,152.32	1,004,782.62	822.00
00400	19150	ISDH GF Constr Fund	1000	0	7	40.70	39.34	-	-	-	1.36	-
00400	19150	ISDH GF Constr Fund	1000	0	7	40.70	39.34	-	-	-	1.36	-
00400	19150	ISDH GF Constr Fund	1000	0	7	2,999,999.99	-	-	-	-	-	-
00400	19150	ISDH GF Constr Fund	1000	0	7	2,999,999.99	-	2,999,999.99	-	-	-	-
00400	19150	ISDH GF Constr Fund	1000	0	7	2,999,999.99	-	2,999,999.99	-	-	-	-
00400	19150	ISDH GF Constr Fund	1000	0	7	2,999,999.99	-	2,999,999.99	-	-	-	-
00400	19150	ISDH GF Constr Fund	1000	0	7	2,999,999.99	-	2,999,999.99	-	-	-	-
00400	19150	ISDH GF Constr Fund	1000	0	7	2,999,999.99	-	2,999,999.99	-	-	-	-
00400	19150	ISDH GF Constr Fund	1000	0	7	2,999,999.99	-	2,999,999.99	-	-	-	-
00400	30416	LOCAL HEALTH DEPARTMENT ACCOUNT	6330	0	3	2,869,314.27	-	-	-	362.67	2,869,314.27	-
00400	30416	LOCAL HEALTH DEPARTMENT ACCOUNT	6330	7	3	-	-	130,685.72	-	-	130,685.72	-
00400	30416	LOCAL HEALTH DEPARTMENT ACCOUNT	6330	9	3	-	-	2,999,999.99	-	362.67	2,999,637.32	-
00400	30416	LOCAL HEALTH DEPARTMENT ACCOUNT	6330	9	3	-	-	2,999,999.99	-	362.67	2,999,637.32	-
00400	30416	LOCAL HEALTH DEPARTMENT ACCOUNT	6330	9	3	-	-	2,999,999.99	-	362.67	2,999,637.32	-
00400	30416	LOCAL HEALTH DEPARTMENT ACCOUNT	6330	9	3	-	-	2,999,999.99	-	362.67	2,999,637.32	-
00400	30418	TOBACCO USE PREV & CESSATION F	6330	0	5	9,185,485.35	3,642,459.57	-	-	-	-	-
00400	30418	TOBACCO USE PREV & CESSATION F	6330	1	5	-	-	434,656.78	-	-	434,656.78	-
00400	30418	TOBACCO USE PREV & CESSATION F	6330	2	5	-	-	29,553.71	-	-	29,553.71	-
00400	30418	TOBACCO USE PREV & CESSATION F	6330	3	5	-	-	946,405.12	-	164,884.43	781,520.69	-
00400	30418	TOBACCO USE PREV & CESSATION F	6330	4	5	-	-	1,079.42	-	-	1,079.42	-
00400	30418	TOBACCO USE PREV & CESSATION F	6330	7	5	-	-	3,882,300.18	-	1,864,817.75	2,017,482.43	-
00400	30418	TOBACCO USE PREV & CESSATION F	6330	9	5	-	-	249,040.57	-	146,086.68	102,953.89	-
00400	30418	TOBACCO USE PREV & CESSATION F	6330	9	5	9,185,485.35	3,642,459.57	5,543,035.78	-	2,175,788.86	3,367,246.92	-
00400	30418	TOBACCO USE PREV & CESSATION F	6330	9	5	9,185,485.35	3,642,459.57	5,543,035.78	-	2,175,788.86	3,367,246.92	-
00400	30420	COMMUNITY HEALTH CENTERS	6330	0	3	13,775,221.57	-	-	-	-	-	-
00400	30420	COMMUNITY HEALTH CENTERS	6330	1	3	-	-	144,531.11	-	46,023.03	98,508.08	-
00400	30420	COMMUNITY HEALTH CENTERS	6330	2	3	-	-	4,299.74	-	-	4,299.74	-
00400	30420	COMMUNITY HEALTH CENTERS	6330	3	3	-	-	69,167.81	-	1,621.14	67,546.67	-
00400	30420	COMMUNITY HEALTH CENTERS	6330	4	3	-	-	9,062.14	-	-	9,062.14	-
00400	30420	COMMUNITY HEALTH CENTERS	6330	7	3	-	-	971.60	-	971.60	971.60	-
00400	30420	COMMUNITY HEALTH CENTERS	6330	9	3	-	-	13,522,164.00	-	1,858,803.46	11,663,360.52	-
00400	30420	COMMUNITY HEALTH CENTERS	6330	9	3	13,775,221.57	7,375.91	13,775,221.57	-	1,907,419.45	11,867,802.12	-
00400	30420	COMMUNITY HEALTH CENTERS	6330	9	3	13,775,221.57	7,375.91	13,775,221.57	-	1,907,419.45	11,867,802.12	-
00400	30422	COMMUNITY HLTH CENTERS-CAPITAL	6330	0	5	-	-	-	-	-	-	-
00400	30422	COMMUNITY HLTH CENTERS-CAPITAL	6330	0	5	-	-	-	-	-	-	-
00400	30422	COMMUNITY HLTH CENTERS-CAPITAL	6330	0	5	-	-	-	-	-	-	-
00400	30422	COMMUNITY HLTH CENTERS-CAPITAL	6330	0	5	-	-	-	-	-	-	-
00400	30430	TOBACCO PRENATAL SUBS USE & PR	6330	0	3	120,296.37	-	-	-	-	-	-
00400	30430	TOBACCO PRENATAL SUBS USE & PR	6330	3	3	-	-	53,835.00	-	18,240.00	35,695.00	-
00400	30430	TOBACCO PRENATAL SUBS USE & PR	6330	4	3	-	-	(323.63)	-	-	(323.63)	-
00400	30430	TOBACCO PRENATAL SUBS USE & PR	6330	7	3	-	-	66,685.00	-	27,032.48	39,652.52	-
00400	30430	TOBACCO PRENATAL SUBS USE & PR	6330	7	3	120,296.37	-	120,296.37	-	45,272.48	75,023.89	-
00400	30434	MINORITY EPIDEMIOLOGY	6330	0	3	599,824.00	-	-	-	-	-	-
00400	30434	MINORITY EPIDEMIOLOGY	6330	3	3	-	-	599,824.00	-	-	599,824.00	-
00400	30434	MINORITY EPIDEMIOLOGY	6330	3	3	599,824.00	-	599,824.00	-	-	599,824.00	-
00400	30434	MIN										

AUDITOR OF STATE
AGENCY APPROPRIATION AND ALLOTMENT TRIAL BALANCE REPORT
 July 1, 2013 through June 30, 2014 (Budget Year 2014; Run Date 7/13/14)

BU	PS FUND	CAFR Fund	PT	CTRL	APPROPRIATIONS	APPR BALANCE	ALLOTMENTS	PRE-ENCUMBRANCE	ENCUMBRANCES	EXPENDITURES	ALLOT BALANCE
00400	31110	2060	1	3	-	-	151,062.67	-	-	151,062.67	-
00400	31110	2060	2	3	-	-	11,932.88	-	-	11,932.88	-
00400	31110	2060	3	3	-	-	7,320.00	-	7,320.00	-	-
00400	31110	2060	9	3	-	-	17,000.78	-	-	17,000.78	-
31110 Total					198,212.00	10,895.67	187,316.33	-	7,320.00	179,996.33	-
00400	31210	2070	0	6	2,520.27	2,506.35	13.92	-	-	13.92	-
31210 Total					2,520.27	2,506.35	13.92	-	-	13.92	-
00400	31710	2150	0	3	3,914,696.43	-	-	-	-	-	-
00400	31710	2150	3	3	-	-	104,624.50	-	-	104,624.50	-
00400	31710	2150	7	3	-	-	3,785,642.43	-	-	3,785,642.43	-
00400	31710	2150	9	3	-	-	24,429.50	-	-	24,429.50	-
31710 Total					3,914,696.43	30,480.80	406,721.95	41,213.65	-	3,974,696.43	-
00400	31910	2170	1	3	437,202.75	158,938.42	-	-	-	-	-
00400	31910	2170	2	3	2,047,692.25	-	15,610.27	-	-	15,610.27	-
00400	31910	2170	3	3	-	-	413,153.60	-	44,689.00	368,464.60	-
00400	31910	2170	7	3	-	-	610.96	-	-	610.96	-
00400	31910	2170	9	3	-	-	1,387,037.95	-	241,500.29	1,155,537.26	-
31910 Total					2,484,925.00	189,419.22	2,295,473.78	-	327,413.94	1,968,062.94	-
00400	33710	2420	0	3	11,000.00	2,847.62	-	-	-	-	-
00400	33710	2420	1	3	-	-	901.52	-	-	901.52	-
00400	33710	2420	2	3	-	-	182.36	-	-	182.36	-
00400	33710	2420	3	3	-	-	2,395.76	-	-	2,395.76	-
00400	33710	2420	4	3	-	-	220.64	-	-	220.64	-
00400	33710	2420	9	3	-	-	4,452.10	-	-	4,452.10	-
33710 Total					11,000.00	2,847.62	8,152.38	-	-	8,152.38	-
00400	34610	2550	1	3	66,735.00	16,976.90	49,758.10	-	13,409.47	36,348.63	-
00400	34610	2550	2	3	9,056.00	6,675.86	-	-	-	1,285.04	-
00400	34610	2550	3	3	-	-	(2,930.00)	-	-	(2,930.00)	-
00400	34610	2550	4	3	-	-	38.23	-	-	38.23	-
00400	34610	2550	9	3	-	-	3,986.87	-	-	3,986.87	-
34610 Total					75,791.00	23,652.76	52,138.24	-	13,409.47	38,728.77	-
00400	34710	2570	0	3	160,000.00	3,230.30	-	-	-	-	-
00400	34710	2570	1	3	-	-	104,357.22	-	-	104,357.22	-
00400	34710	2570	2	3	-	-	1,467.39	-	-	1,467.39	-
00400	34710	2570	3	3	-	-	149.95	-	-	149.95	-
00400	34710	2570	4	3	-	-	4,337.40	-	-	4,337.40	-
00400	34710	2570	5	3	-	-	33,895.00	-	-	33,895.00	-
00400	34710	2570	9	3	-	-	12,562.74	-	-	12,562.74	-
34710 Total					160,000.00	3,230.30	156,769.70	-	-	156,769.70	-
00400	41237	3610	0	5	18,478.01	18,478.01	-	-	-	-	-
00400	41266	3610	0	6	79,896.76	42,277.76	37,619.00	-	-	37,619.00	-
41266 Total					79,896.76	42,277.76	37,619.00	-	-	37,619.00	-
00400	43710	5350	0	6	78,394.34	(36,275.53)	114,669.87	956.00	-	43,323.77	70,390.10
43710 Total					78,394.34	(36,275.53)	114,669.87	956.00	-	43,323.77	70,390.10
00400	43884	6000	0	6	239,804.11	172,733.73	67,070.38	-	-	59,650.00	-
43884 Total					239,804.11	172,733.73	67,070.38	-	-	59,650.00	-
00400	43990	6000	0	6	64.82	64.82	-	-	-	-	-
43990 Total					64.82	64.82	-	-	-	-	-
00400	43995	6000	0	5	200,000.00	196,221.89	-	-	-	-	-
00400	43995	6000	1	5	-	-	121,911.85	-	-	121,911.85	-
00400	43995	6000	3	5	-	-	(161,868.45)	-	-	(161,868.45)	-
00400	43995	6000	4	5	-	-	9,601.58	-	-	9,601.58	-
00400	43995	6000	9	5	-	-	34,133.13	-	-	34,133.13	-
43995 Total					200,000.00	196,221.89	3,778.11	-	-	3,778.11	-
00400	44305	6000	0	5	416,972.50	359,232.12	-	-	-	-	-
00400	44305	6000	1	5	-	-	51,556.83	-	-	51,556.83	-
00400	44305	6000	2	5	-	-	1,200.94	-	-	1,200.94	-
00400	44305	6000	9	5	-	-	5,063.61	-	-	5,063.61	-
44305 Total					416,972.50	359,232.12	57,740.38	-	-	57,740.38	-
00400	44590	6000	0	6	5,349.00	5,349.00	-	-	-	-	-
00400	44590	6000	0	6	5,349.00	5,349.00	-	-	-	-	-
00400	44590	6000	0	6	324,076.68	216,499.54	107,571.14	-	24,964.97	18,546.15	64,063.02
00400	44590	6000	0	6	23,256.16	28,926.55	368.03	-	24,964.97	286.63	100.00
00400	44590	6000	0	6	914,310.44	(126,644.43)	1,040,954.87	-	215,745.94	133,283.83	701,780.46
00400	44590	6000	0	5	72,671.46	72,671.46	-	-	-	-	-
00400	44590	6000	0	6	224,207.68	(18,503.61)	242,711.27	-	-	127,811.22	114,900.05
00400	44590	6000	0	6	53,816.77	41,799.30	12,017.47	-	-	127,811.22	114,900.05
00400	44590	6000	0	6	41,799.30	41,799.30	-	-	-	517.47	11,500.00
00400	44590	6000	0	6	206,221.00	206,221.00	-	-	-	-	-
00400	44590	6000	0	6	13,173.38	13,173.38	-	-	-	-	-
44590 Total					206,221.00	206,221.00	13,173.38	-	-	517.47	11,500.00
00400	46130	6000	0	6	13,173.38	13,173.38	-	-	-	-	-
46130 Total					13,173.38	13,173.38	-	-	-	-	-

AUDITOR OF STATE
AGENCY APPROPRIATION AND ALLOTMENT TRIAL BALANCE REPORT
 July 1, 2013 through June 30, 2014 (Budget Year 2014; Run Date 7/13/14)

BU	PS FUND	PS Fund Name	CAFR Fund	PT	CTRL	APPROPRIATIONS	APPR BALANCE	ALLOTMENTS	PRE-ENCUMBRANCE	ENCUMBRANCES	EXPENDITURES	ALLOT BALANCE
00400	46300	ANATOMICAL GIFT ORGANIZATIONS	6000	0	6	205,529.00	(85,600.00)	291,129.00	-	-	131,855.00	159,274.00
00400	46301	ISDH US DHUD Fund	8014	0	7	205,529.00	(85,600.00)	291,129.00	-	-	131,855.00	159,274.00
00400	46304	MEDICARD REIMBURSEMENT	6000	0	5	85,741.04	85,741.04	-	-	-	-	-
00400	46304	MEDICARD REIMBURSEMENT	6000	2	5	83,787.34	(79,597.05)	29,025.65	-	-	-	29,025.65
00400	46304	MEDICARD REIMBURSEMENT	6000	3	5	-	-	29,025.65	-	-	734.16	29,025.65
00400	46304	MEDICARD REIMBURSEMENT	6000	4	5	-	-	29,759.81	-	-	13,765.61	29,025.65
00400	46304	MEDICARD REIMBURSEMENT	6000	9	5	-	-	42,791.26	-	-	3,756.37	29,025.65
00400	46304	MEDICARD REIMBURSEMENT	6000	9	5	83,787.34	(79,597.05)	32,782.02	-	-	18,256.14	146,128.25
00400	47930	WEIGHTS & MEASURES FUND	6000	0	5	60,199.95	37,390.78	-	-	-	-	-
00400	47930	WEIGHTS & MEASURES FUND	6000	2	5	1,555,385.00	474,173.62	-	-	-	350.93	-
00400	47930	WEIGHTS & MEASURES FUND	6000	3	5	-	-	409.09	-	-	409.09	-
00400	47930	WEIGHTS & MEASURES FUND	6000	4	5	-	-	9,395.92	-	-	9,395.92	-
00400	47930	WEIGHTS & MEASURES FUND	6000	8	5	-	-	6,544.15	-	-	6,544.15	-
00400	47930	WEIGHTS & MEASURES FUND	6000	9	5	60,199.95	37,390.78	22,809.17	213.02	-	3,896.06	-
00400	47930	WEIGHTS & MEASURES FUND	6000	9	5	1,555,385.00	474,173.62	11,028.59	-	-	11,028.59	-
00400	53110	SPINAL CORD AND BRAIN INJURY	5220	0	3	-	-	144.55	-	-	144.55	-
00400	53110	SPINAL CORD AND BRAIN INJURY	5220	1	3	-	-	74,998.00	-	-	47,023.61	-
00400	53110	SPINAL CORD AND BRAIN INJURY	5220	2	3	-	-	73.60	-	-	73.60	-
00400	53110	SPINAL CORD AND BRAIN INJURY	5220	4	3	-	-	983,976.38	-	-	183,975.38	-
00400	53110	SPINAL CORD AND BRAIN INJURY	5220	7	3	-	-	995.26	-	-	995.26	-
00400	53110	SPINAL CORD AND BRAIN INJURY	5220	9	3	1,555,385.00	474,173.62	1,081,215.38	-	-	243,240.99	-
00400	53110	SPINAL CORD AND BRAIN INJURY	5220	9	3	15,680,792.99	114,803.86	36,295.44	-	-	36,295.44	-
00400	53110	SPINAL CORD AND BRAIN INJURY	5310	0	3	-	-	1,404.29	-	-	1,404.29	-
00400	53110	SPINAL CORD AND BRAIN INJURY	5310	1	3	-	-	15,638,487.39	-	-	14,958,077.29	-
00400	53110	SPINAL CORD AND BRAIN INJURY	5310	4	3	-	-	4,605.87	-	-	4,605.87	-
00400	53110	SPINAL CORD AND BRAIN INJURY	5310	9	3	15,680,792.99	114,803.86	15,680,792.99	-	-	15,000,382.89	-
00400	53110	SPINAL CORD AND BRAIN INJURY	5310	9	3	193,968.88	114,803.86	62,920.95	-	-	62,920.95	-
00400	53110	SPINAL CORD AND BRAIN INJURY	5310	5	3	-	-	885.18	-	-	885.18	-
00400	53110	SPINAL CORD AND BRAIN INJURY	5310	2	5	-	-	10,962.46	-	-	10,962.46	-
00400	53110	SPINAL CORD AND BRAIN INJURY	5310	5	5	-	-	1,393.36	-	-	1,393.36	-
00400	53110	SPINAL CORD AND BRAIN INJURY	5310	5	5	-	-	3,003.07	-	-	2,855.13	-
00400	53110	SPINAL CORD AND BRAIN INJURY	5310	9	5	193,968.88	114,803.86	79,165.02	-	-	79,077.08	-
00400	58039	ARRA - ASC HA INITIATIVE	8000	0	7	11,023.11	11,023.11	-	-	-	-	-
00400	58041	ARRA-Diabetes Prevention Prog	8000	0	7	13,444.76	(210.16)	-	-	-	(210.16)	-
00400	58053	ARRA-BRFSS Indiana Quiline	8000	0	7	13,444.76	(210.16)	-	-	-	(210.16)	-
00400	58055	ARRA COMM PUT PREV TO WORK	8000	0	7	9,438.81	9,438.81	-	-	-	-	-
00400	58055	ARRA COMM PUT PREV TO WORK	8000	0	7	1,393.51	1,393.51	-	-	-	-	-
00400	58484	ARRA-State Loan Repayment Prog	8000	0	7	72,474.00	59,954.00	12,520.00	-	-	12,520.00	-
00400	58487	ARRA State Primary Care	8000	0	7	341,315.00	174,654.00	174,654.00	-	-	99,109.80	-
00400	60090	ITPC U.S.DHHS Fund	8093	0	7	62,335.68	62,335.68	-	-	-	-	-
00400	61900	ISDH DOAg Fund	8010	0	7	203,933,852.63	96,908,590.47	107,024,962.16	-	-	93,728,164.25	-
00400	61910	ISDH DHHS Fund	8093	0	7	203,933,852.63	96,908,590.47	107,024,962.16	-	-	93,728,164.25	-
00400	61910	ISDH DHHS Fund	8020	0	7	224,381,394.09	101,212,971.88	123,168,422.21	-	-	64,956,766.57	-
00400	61920	ISDH DOT Fund	8020	0	7	540,504.00	540,504.00	-	-	-	25,621,189.44	-
00400	61940	ISDH DHS Fund	8097	0	7	503,078.01	502,968.84	-	-	-	91.17	-
00400	61950	ISDH EPA Fund	8066	0	7	917,507.91	33,038.07	884,469.84	-	-	91.17	-
00400	70524	ISDH Postwar Constri Fund	3800	0	7	0.01	0.01	-	-	-	-	-
00405	13260	FSSA-CENTRAL OFFICE	1000	0	3	3,194,452.01	3,194,452.01	-	-	-	-	-
00405	13260	FSSA-CENTRAL OFFICE	1000	1	3	-	-	3,754,791.50	-	-	3,754,791.50	-
00405	13260	FSSA-CENTRAL OFFICE	1000	2	3	-	-	101,616.45	-	-	(91,616.45)	-
00405	13260	FSSA-CENTRAL OFFICE	1000	3	3	-	-	(46,572.63)	-	-	(6,916.45)	-
00405	13260	FSSA-CENTRAL OFFICE	1000	4	3	-	-	771.33	-	-	190,076.97	-
00405	13260	FSSA-CENTRAL OFFICE	1000	5	3	-	-	(26,781.13)	-	-	2,548.01	-
00405	13260	FSSA-CENTRAL OFFICE	1000	7	3	-	-	66,987.05	-	-	(39,295.14)	-
00405	13260	FSSA-CENTRAL OFFICE	1000	8	3	-	-	7,822.14	-	-	57,759.88	-
00405	13260	FSSA-CENTRAL OFFICE	1000	9	3	-	-	640,052.85	-	-	7,822.14	-
00405	13260	FSSA-CENTRAL OFFICE	1000	9	3	7,264,735.00	3,194,452.01	4,070,282.99	-	-	631,897.65	-
00405	54110	FSSA-ADMINISTRATION ACCOUNT	3560	0	5	25,173,426.62	25,173,426.62	-	-	-	210,021.20	-
00405	54110	FSSA-ADMINISTRATION ACCOUNT	3560	3	5	-	-	4,277,544.01	-	-	4,277,544.01	-
00405	54110	FSSA-ADMINISTRATION ACCOUNT	3560	5	5	-	-	71,748.75	-	-	55,288.75	-
00405	54110	FSSA-ADMINISTRATION ACCOUNT	3560	5	5	-	-	71,211.48	-	-	22,450.00	-
00405	54110	FSSA-ADMINISTRATION ACCOUNT	8010	0	7	25,599,930.86	25,517,426.62	4,426,504.24	-	-	4,371,205.48	-
00405	62100	FSSA-DOAg Fund	8010	0	7	500,000.00	500,000.00	-	-	-	-	-

AUDITOR OF STATE
AGENCY APPROPRIATION AND ALLOTMENT TRIAL BALANCE REPORT
July 1, 2013 through June 30, 2014 (Budget Year 2014; Run Date 7/13/14)

BU	PS FUND	PS Fund Name	CAFR Fund	PT	CTRL	APPROPRIATIONS	APPR BALANCE	ALLOTMENTS	PRE-ENCUMBRANCE	ENCUMBRANCES	EXPENDITURES	ALLOT BALANCE
00415	70526	EPCC Postwar Const Fund	3800		7	28,284.09	28,284.09	-	-	-	-	-
70526 Total						28,284.09	28,284.09					
00425	12910	EVANSVILLE STATE HOSPITAL	1000	1	3	20,176,126.34	20,176,126.34	20,176,126.34	-	-	20,176,126.34	-
00425	12910	EVANSVILLE STATE HOSPITAL	1000	2	3	833,484.33	833,484.33	833,484.33	-	-	833,484.33	-
00425	12910	EVANSVILLE STATE HOSPITAL	1000	3	3	4,674,500.37	4,674,500.37	4,674,500.37	-	-	4,674,500.37	-
00425	12910	EVANSVILLE STATE HOSPITAL	1000	4	3	1,869,693.12	1,869,693.12	1,869,693.12	-	-	1,869,693.12	-
00425	12910	EVANSVILLE STATE HOSPITAL	1000	5	3	82,906.60	82,906.60	82,906.60	-	-	82,906.60	-
00425	12910	EVANSVILLE STATE HOSPITAL	1000	6	3	2,137.50	2,137.50	2,137.50	-	-	2,137.50	-
00425	12910	EVANSVILLE STATE HOSPITAL	1000	7	3	1,423.84	1,423.84	1,423.84	-	-	1,423.84	-
00425	12910	EVANSVILLE STATE HOSPITAL	1000	8	3	347,170.66	347,170.66	347,170.66	-	-	347,170.66	-
00425	12910	EVANSVILLE STATE HOSPITAL	1000	9	3	27,981,442.71	27,981,442.71	27,981,442.71	-	-	27,981,442.71	-
12910 Total						28,024,860.00	43,237.24	27,981,442.71	309,873.62	216,970.14	216,970.14	1,428.56
00425	19181	Evansville St Hosp GF PM	1000	0	7	352,056.71	352,056.71	352,056.71	-	-	352,056.71	-
00425	60060	Evansville State Hospital Life	8045	0	7	0.40	0.40	0.40	-	-	0.40	-
60060 Total						352,056.71	352,056.71	352,056.71	48,092.39	48,092.39	48,092.39	558.14
00425	70526	ESH Postwar Const Fund	3800	0	7	719,066.00	719,066.00	719,066.00	-	-	719,066.00	-
70526 Total						719,066.00	719,066.00	719,066.00	52,655.05	52,655.05	52,655.05	-
00430	12930	MADISON STATE HOSPITAL	1000	1	3	22,403,637.44	22,403,637.44	22,403,637.44	-	-	22,403,637.44	-
00430	12930	MADISON STATE HOSPITAL	1000	2	3	5,626,467.26	5,626,467.26	5,626,467.26	-	-	5,626,467.26	-
00430	12930	MADISON STATE HOSPITAL	1000	3	3	1,005,879.37	1,005,879.37	1,005,879.37	-	-	1,005,879.37	-
00430	12930	MADISON STATE HOSPITAL	1000	4	3	-	-	-	-	-	-	-
00430	12930	MADISON STATE HOSPITAL	1000	5	3	-	-	-	-	-	-	-
00430	12930	MADISON STATE HOSPITAL	1000	6	3	-	-	-	-	-	-	-
00430	12930	MADISON STATE HOSPITAL	1000	7	3	-	-	-	-	-	-	-
00430	12930	MADISON STATE HOSPITAL	1000	8	3	-	-	-	-	-	-	-
00430	12930	MADISON STATE HOSPITAL	1000	9	3	-	-	-	-	-	-	-
12930 Total						28,029,972.00	1,005,879.37	27,024,092.63	464,074.84	21,791.79	21,791.79	(62.82)
00430	19191	Madison St Hosp GF PM	1000	0	7	465,361.75	465,361.75	465,361.75	-	-	465,361.75	-
19191 Total						465,361.75	465,361.75	465,361.75	372,928.25	21,791.79	351,136.46	-
00430	70529	MSH Postwar Const Fund	3800	0	7	16,380.80	16,380.80	16,380.80	-	-	16,380.80	-
70529 Total						16,380.80	16,380.80	16,380.80	-	-	-	-
00435	12940	LOGANSPORT STATE HOSPITAL	1000	1	3	27,312,820.63	27,312,820.63	27,312,820.63	-	-	27,312,820.63	-
00435	12940	LOGANSPORT STATE HOSPITAL	1000	2	3	56,235.28	56,235.28	56,235.28	-	-	56,235.28	-
00435	12940	LOGANSPORT STATE HOSPITAL	1000	3	3	6,012,617.37	6,012,617.37	6,012,617.37	-	-	6,012,617.37	-
00435	12940	LOGANSPORT STATE HOSPITAL	1000	4	3	-	-	-	-	-	-	-
00435	12940	LOGANSPORT STATE HOSPITAL	1000	5	3	-	-	-	-	-	-	-
00435	12940	LOGANSPORT STATE HOSPITAL	1000	6	3	-	-	-	-	-	-	-
00435	12940	LOGANSPORT STATE HOSPITAL	1000	7	3	-	-	-	-	-	-	-
00435	12940	LOGANSPORT STATE HOSPITAL	1000	8	3	-	-	-	-	-	-	-
00435	12940	LOGANSPORT STATE HOSPITAL	1000	9	3	-	-	-	-	-	-	-
12940 Total						33,325,438.00	56,235.28	33,269,202.72	139,125.15	21,791.79	33,130,077.57	-
00435	19200	LSH GF Const Fund	1000	0	7	70,697.28	70,697.28	70,697.28	-	-	70,697.28	-
19200 Total						70,697.28	70,697.28	70,697.28	-	-	-	-
00435	19201	Logansport St Hosp GF PM	1000	0	7	426,366.53	426,366.53	426,366.53	-	-	426,366.53	-
19201 Total						426,366.53	426,366.53	426,366.53	-	-	-	-
00435	70530	LSH Postwar Const Fund	3800	0	7	436,162.00	436,162.00	436,162.00	-	-	436,162.00	-
70530 Total						436,162.00	436,162.00	436,162.00	-	-	-	-
00440	12860	RICHMOND STATE HOSPITAL	1000	1	3	27,259,684.37	27,259,684.37	27,259,684.37	-	-	27,259,684.37	-
00440	12860	RICHMOND STATE HOSPITAL	1000	2	3	1,365,883.82	1,365,883.82	1,365,883.82	-	-	1,365,883.82	-
00440	12860	RICHMOND STATE HOSPITAL	1000	3	3	3,739,266.00	3,739,266.00	3,739,266.00	-	-	3,739,266.00	-
00440	12860	RICHMOND STATE HOSPITAL	1000	4	3	2,653,188.12	2,653,188.12	2,653,188.12	-	-	2,653,188.12	-
00440	12860	RICHMOND STATE HOSPITAL	1000	5	3	52,417.52	52,417.52	52,417.52	-	-	52,417.52	-
00440	12860	RICHMOND STATE HOSPITAL	1000	6	3	508,576.87	508,576.87	508,576.87	-	-	508,576.87	-
00440	12860	RICHMOND STATE HOSPITAL	1000	7	3	-	-	-	-	-	-	-
00440	12860	RICHMOND STATE HOSPITAL	1000	8	3	-	-	-	-	-	-	-
00440	12860	RICHMOND STATE HOSPITAL	1000	9	3	-	-	-	-	-	-	-
12860 Total						35,800,221.00	221,204.30	35,579,016.70	311,730.60	13,215.40	35,267,286.10	-
00440	19210	RSH GF Const Fund	1000	0	7	29,886.13	29,886.13	29,886.13	-	-	29,886.13	-
00440	19211	Richmond St Hosp GF PM	1000	0	7	41,254.47	41,254.47	41,254.47	-	-	41,254.47	-
19211 Total						29,886.13	41,254.47	(11,366.34)	116,522.57	(11,366.34)	387,644.66	3.34
00440	46230	SMOKING CESSATION PROGRAM	6000	0	5	565,007.51	565,007.51	565,007.51	-	-	565,007.51	-
46230 Total						565,007.51	565,007.51	565,007.51	116,522.57	116,522.57	387,644.66	3.34
00440	62030	RSH MILLS Fund	8045	0	7	427.90	427.90	427.90	-	-	427.90	-
62030 Total						427.90	427.90	427.90	-	-	-	-
00440	62100	FSSADoAg Fund	8010	0	7	1,573.14	1,573.14	1,573.14	-	-	1,573.14	-
62100 Total						59,129.12	59,129.12	59,129.12	-	-	-	-
00440	70531	RSH Postwar Const Fund	3800	0	7	429,311.86	429,311.86	429,311.86	-	-	429,311.86	-
70531 Total						429,311.86	429,311.86	429,311.86	15,900.00	15,900.00	15,900.00	-
00450	12890	LARUE CARTER HOSPITAL	1000	1	3	19,565,621.56	19,565,621.56	19,565,621.56	-	-	19,565,621.56	-
00450	12890	LARUE CARTER HOSPITAL	1000	2	3	1,114,539.75	1,114,539.75	1,114,539.75	-	-	1,114,539.75	-
00450	12890	LARUE CARTER HOSPITAL	1000	3	3	5,069,297.69	5,069,297.69	5,069,297.69	-	-	5,069,297.69	-
00450	12890	LARUE CARTER HOSPITAL	1000	4	3	1,596,166.96	1,596,166.96	1,596,166.96	-	-	1,596,166.96	-
00450	12890	LARUE CARTER HOSPITAL	1000	5	3	23,346.12	23,346.12	23,346.12	-	-	23,346.12	-
00450	12890	LARUE CARTER HOSPITAL	1000	6	3	-	-	-	-	-	-	-
00450	12890	LARUE CARTER HOSPITAL	1000	7	3	-	-	-	-	-	-	-
00450	12890	LARUE CARTER HOSPITAL	1000	8	3	-	-	-	-	-	-	-
00450	12890	LARUE CARTER HOSPITAL	1000	9	3	-	-	-	-	-	-	-
12890 Total						27,939,247.00	348,810.24	27,590,436.76	63,177.74	1,473.77	27,590,436.76	-
00450	19221	Larue Carter Mem Hosp GF PM	1000	0	7	19,657.84	19,657.84	19,657.84	-	-	19,657.84	-
19221 Total						19,657.84	19,657.84	19,657.84	132,003.34	132,003.34	132,003.34	-
00450	45280	ESEA TITLE 1	6000	0	5	13,777.02	13,777.02	13,777.02	-	-	13,777.02	-
45280 Total						30,050.86	30,050.86	30,050.86	-	-	-	-
00450	46310	DRUGS ECT IN SCHIZO TREATMENT	6000	0	5	30,050.86	30,050.86	30,050.86	-	-	30,050.86	-
46310 Total						96,592.20	24,259.74	72,332.46	-	-	72,332.46	-
00450	62100	FSSADoAg Fund	8010	0	7	96,592.20						

AUDITOR OF STATE
AGENCY APPROPRIATION AND ALLOTMENT TRIAL BALANCE REPORT
 July 1, 2013 through June 30, 2014 (Budget Year 2014; Run Date 7/13/14)

BU	PS FUND	PS Fund Name	CAFR Fund	PT	CTRL	APPROPRIATIONS	APPR BALANCE	ALLOTMENTS	PRE-ENCUMBRANCE	ENCUMBRANCES	EXPENDITURES	ALLOT BALANCE
00495	10660	OFFICE OF LEGAL AFFAIRS & ENFO	1000	0	3	6,186.14	7,438.92					
00495	10660	OFFICE OF LEGAL AFFAIRS & ENFO	1000	7	3			(1,252.78)			(1,252.78)	
00495	10710	OFFICE OF PUBLIC POL & PLANNIN	1000	0	3	6,186.14	7,438.92	(1,252.78)				
00495	10710	OFFICE OF PUBLIC POL & PLANNIN	1000	7	3	119,913.19	125,796.07	(5,882.88)			(5,882.88)	
00495	12800	AUTO EMISSION TESTING	1000	1	3	119,913.19	125,796.07	(5,882.88)				
00495	12800	AUTO EMISSION TESTING	1000	2	3	136,773.80		1,681.50			1,681.50	
00495	12800	AUTO EMISSION TESTING	1000	3	3	5,307,246.20	270,248.59	5,035,000.00		807,922.56	4,227,077.44	
00495	12800	AUTO EMISSION TESTING	1000	9	3			318.11			318.11	
00495	12810	CFO/CAFO INSPECTIONS	1000	0	3	5,444,922.00	270,248.59	5,173,773.41		807,922.56	4,365,850.85	
00495	12810	CFO/CAFO INSPECTIONS	1000	1	3	286,494.00	16,735.19	267,754.87			267,754.87	
00495	12810	CFO/CAFO INSPECTIONS	1000	4	3			1,959.94			1,959.94	
00495	13065	WATER MANAGEMENT-PERMITTING GF	1000	0	3	286,494.00	16,735.19	267,754.87			267,754.87	
00495	13065	WATER MANAGEMENT-PERMITTING GF	1000	3	3	71,497.98	71,497.98					
00495	15680	ENVIRONMENTAL RESPONSE DIV	1000	1	3	2,366,867.18		2,366,867.18				
00495	15680	ENVIRONMENTAL RESPONSE DIV	1000	2	3	2,840,257.00	473,369.52	14,297.10			48,987.10	
00495	15680	ENVIRONMENTAL RESPONSE DIV	1000	3	3	410,720.00	162,177.92	14,677.35			16,677.85	
00495	15680	ENVIRONMENTAL RESPONSE DIV	1000	4	3			96,036.09			96,036.09	
00495	15680	ENVIRONMENTAL RESPONSE DIV	1000	5	3			8,550.31			8,550.31	
00495	15680	ENVIRONMENTAL RESPONSE DIV	1000	9	3			80,995.23		3,470.24	77,524.99	
00495	15790	SOLID WASTE MANAGEMENT	1000	0	3	3,250,963.00	635,547.44	2,615,415.56		3,470.24	2,611,895.82	49.50
00495	15790	SOLID WASTE MANAGEMENT	1000	3	3	74,345.14	74,345.14					
00495	15790	SOLID WASTE MANAGEMENT	1000	7	3	74,345.14	74,345.14					
00495	15970	POLLUTION PREVENTION TECH ASSI	1000	1	3	890,785.00	180,949.34	709,836.66			709,836.66	
00495	15970	POLLUTION PREVENTION TECH ASSI	1000	2	3	142,035.00	105,234.70	18,848.14			18,848.14	
00495	15970	POLLUTION PREVENTION TECH ASSI	1000	3	3			1,626.63			1,626.63	
00495	15970	POLLUTION PREVENTION TECH ASSI	1000	4	3			11,598.97			11,598.97	
00495	15970	POLLUTION PREVENTION TECH ASSI	1000	9	3			4,736.56			4,736.56	
00495	16190	USGS CONTRACTS	1000	0	3	1,032,821.00	286,184.04	746,636.96			746,636.96	
00495	16190	USGS CONTRACTS	1000	3	3	50,706.68	0.66	50,706.00		50,706.00		
00495	16190	USGS CONTRACTS	1000	3	3			0.66				
00495	16630	ENVIRONMENTAL MGMT OPERATION	1000	0	3	58,964.00	0.66	50,706.00		50,706.00		
00495	16630	ENVIRONMENTAL MGMT OPERATION	1000	7	3	158,964.00	332,944.79					
00495	16630	ENVIRONMENTAL MGMT OPERATION	1000	7	3			(174,080.79)			(174,080.79)	
00495	34410	STATE SOLID WASTE MANAGEMENT	2530	1	3	158,964.00	332,944.79	(174,080.79)				
00495	34410	STATE SOLID WASTE MANAGEMENT	2530	3	3	259,720.98		259,720.98			259,720.98	
00495	34410	STATE SOLID WASTE MANAGEMENT	2530	4	3	92,538.02	43.12	3,489.77			3,489.77	
00495	34410	STATE SOLID WASTE MANAGEMENT	2530	3	3			53,629.67			53,629.67	
00495	34410	STATE SOLID WASTE MANAGEMENT	2530	4	3			8,727.55			8,727.55	
00495	34410	STATE SOLID WASTE MANAGEMENT	2530	5	3			56.82			56.82	
00495	34410	STATE SOLID WASTE MANAGEMENT	2530	3	3			26,592.09		1,303.87	25,288.22	
00495	34420	SOLID STATE WASTE MGMT FD TRAN	2530	0	3	352,260.00	43.12	352,216.88			350,913.01	
00495	34420	SOLID STATE WASTE MGMT FD TRAN	2530	7	3	23,787.34	33,853.37					
00495	34420	SOLID STATE WASTE MGMT FD TRAN	2530	7	3			(10,066.03)			(10,066.03)	
00495	34810	RECYCLING MARKETING OPERATE	2580	1	3	242,402.40		242,402.40			242,402.40	
00495	34810	RECYCLING MARKETING OPERATE	2580	2	3	160,891.72	20,121.66	8,966.99			8,966.99	
00495	34810	RECYCLING MARKETING OPERATE	2580	3	3			93,019.34			93,019.34	
00495	34810	RECYCLING MARKETING OPERATE	2580	4	3			3,553.55			3,553.55	
00495	34810	RECYCLING MARKETING OPERATE	2580	5	3			192.98			192.98	
00495	34810	RECYCLING MARKETING OPERATE	2580	9	3			35,037.20		1,893.95	33,143.25	
00495	34830	RECYCLING PROMOTION/ASSISTANCE	2580	0	3	403,294.12	20,121.66	383,172.46		1,893.95	381,278.51	
00495	34830	RECYCLING PROMOTION/ASSISTANCE	2580	7	3	600,000.00	75,000.00	525,000.00			525,000.00	
00495	34830	RECYCLING PROMOTION/ASSISTANCE	2580	7	3			75,000.00		283,376.83	241,623.17	
00495	34840	Recycling Transfer Fund	2580	0	3	552,576.51	961,282.65	(8,706.14)				
00495	34840	Recycling Transfer Fund	2580	7	3			961,282.65		283,376.83	241,623.17	
00495	34840	Recycling Transfer Fund	2580	7	3			(8,706.14)			(8,706.14)	
00495	35310	WASTE TIRE MANAGEMENT	2640	0	3	500,115.00	49.56	500,065.44			500,065.44	
00495	35310	WASTE TIRE MANAGEMENT	2640	1	3			461,453.84			461,453.84	
00495	35310	WASTE TIRE MANAGEMENT	2640	3	3			1,461.60			1,461.60	
00495	35310	WASTE TIRE MANAGEMENT	2640	5	3			35,160.00			35,160.00	
00495	35310	WASTE TIRE MANAGEMENT	2640	9	3			2,000.00			2,000.00	
00495	35320	WASTE TIRE RE-USE	2640	0	3	500,115.00	49.56	500,065.44			500,065.44	
00495	35320	WASTE TIRE RE-USE	2640	2	3	31,300.81		31,201.42			31,201.42	
00495	35320	WASTE TIRE RE-USE	2640	4	3			1,063.39			1,063.39	
00495	35320	WASTE TIRE RE-USE	2640	4	3			31,306.81			31,306.81	
00495	35330	WASTE TIRE MGMT. FUND-TRANSFER	2640	0	3	14,645.00	27,964.19	(13,319.19)			(13,319.19)	
00495	35330	WASTE TIRE MGMT. FUND-TRANSFER	2640	7	3			13,319.19			13,319.19	
00495	35710	VOLUNTARY CLEAN-UP PROGRAM	2680	1	3	14,645.00	27,964.19	(13,319.19)			(13,319.19)	
00495	35710	VOLUNTARY CLEAN-UP PROGRAM	2680	2	3	935,136.87		935,136.87			935,136.87	
00495	35710	VOLUNTARY CLEAN-UP PROGRAM	2680	3	3	55,222.13		11,328.21			11,328.21	
00495	35710	VOLUNTARY CLEAN-UP PROGRAM	2680	4	3			634.07			634.07	
00495	35710	VOLUNTARY CLEAN-UP PROGRAM	2680	9	3			5,204.05			5,204.05	
00495	35710	VOLUNTARY CLEAN-UP PROGRAM	2680	9	3			38,055.13			38,055.13	

AUDITOR OF STATE
AGENCY APPROPRIATION AND ALLOTMENT TRIAL BALANCE REPORT
 July 1, 2013 through June 30, 2014 (Budget Year 2014; Run Date 7/13/14)

BU	PS FUND	PS Fund Name	CAFR Fund	PT	CTRL	APPROPRIATIONS	APPR BALANCE	ALLOTMENTS	PRE-ENCUMBRANCE	ENCUMBRANCES	EXPENDITURES	ALLOT BALANCE
	35710 Total					980,359.00	0.67	980,359.33	-	-	980,359.33	-
00495	36210	TITLE V AIR PERMIT PROGRAM	2760	1	3	10,283,934.00	198,305.28	10,080,628.72	-	-	10,080,628.72	-
00495	36210	TITLE V AIR PERMIT PROGRAM	2760	3	3	1,667,789.00	337,527.39	228,935.06	-	-	228,935.06	-
00495	36210	TITLE V AIR PERMIT PROGRAM	2760	3	3	-	-	371,360.95	-	48,292.49	323,068.46	-
00495	36210	TITLE V AIR PERMIT PROGRAM	2760	4	3	-	-	64,819.78	-	3,334.90	61,484.88	-
00495	36210	TITLE V AIR PERMIT PROGRAM	2760	5	3	-	-	54,205.08	-	643.98	53,561.10	-
00495	36210	TITLE V AIR PERMIT PROGRAM	2760	9	3	-	-	610,940.74	-	4,944.93	605,995.81	-
00495	36210 Total					11,951,725.00	530,532.67	11,420,890.33	57,216.30	7,716.06	11,363,674.03	-
00495	36230	TITLE V OPER. PERMIT TRST FD-T	2760	0	3	76,397.27	146,584.15	(68,596.88)	-	-	(68,596.88)	-
00495	36230	TITLE V OPER. PERMIT TRST FD-T	2760	7	3	-	-	(68,596.88)	-	-	(68,596.88)	-
00495	36230 Total					76,397.27	146,584.15	(68,596.88)	-	-	(68,596.88)	-
00495	36710	SOLID WASTE INGT-PERMITTING	2830	1	3	4,618,011.40	58,708.72	4,559,302.68	-	-	4,559,302.68	-
00495	36710	SOLID WASTE INGT-PERMITTING	2830	2	3	529,483.18	163,144.64	54,360.65	-	-	54,360.65	-
00495	36710	SOLID WASTE INGT-PERMITTING	2830	3	3	-	-	5,512.35	-	-	5,512.35	-
00495	36710	SOLID WASTE INGT-PERMITTING	2830	4	3	-	-	40,861.62	-	-	40,861.62	-
00495	36710	SOLID WASTE INGT-PERMITTING	2830	5	3	-	-	198.02	-	-	198.02	-
00495	36710	SOLID WASTE INGT-PERMITTING	2830	9	3	-	-	265,389.70	-	1,156.39	264,233.31	-
00495	36710 Total					5,147,894.58	221,853.18	4,929,741.42	1,156.39	1,156.39	4,928,585.03	-
00495	36711	HAZARDOUS WASTE MGT-PERMITTING	2830	1	3	3,378,893.00	163,133.05	3,215,760.95	-	-	3,215,760.95	-
00495	36711	HAZARDOUS WASTE MGT-PERMITTING	2830	2	3	386,392.00	49,979.95	66,699.64	-	-	66,699.64	-
00495	36711	HAZARDOUS WASTE MGT-PERMITTING	2830	3	3	-	-	379.97	-	-	379.97	-
00495	36711	HAZARDOUS WASTE MGT-PERMITTING	2830	4	3	-	-	38,351.37	-	-	38,351.37	-
00495	36711	HAZARDOUS WASTE MGT-PERMITTING	2830	5	3	-	-	7,019.00	-	-	7,019.00	-
00495	36711	HAZARDOUS WASTE MGT-PERMITTING	2830	9	3	-	-	203,725.07	-	1,731.98	201,993.09	-
00495	36711 Total					3,765,075.00	212,068.00	3,552,977.00	1,731.98	1,731.98	3,551,245.02	-
00495	36720	ENVIRON MGMT PERMIT OPER FD-TR	2830	0	3	4,375.70	62,684.47	(58,304.77)	-	-	(58,304.77)	-
00495	36720	ENVIRON MGMT PERMIT OPER FD-TR	2830	7	3	-	-	(58,304.77)	-	-	(58,304.77)	-
00495	36720 Total					4,375.70	62,684.47	(58,304.77)	-	-	(58,304.77)	-
00495	36730	WATER MANAGEMENT-PERMITTING	2830	1	3	6,541,941.19	412,285.73	6,129,655.46	-	-	6,129,655.46	-
00495	36730	WATER MANAGEMENT-PERMITTING	2830	2	3	5,392,203.83	4,931,783.64	112,455.55	-	-	112,455.55	-
00495	36730	WATER MANAGEMENT-PERMITTING	2830	3	3	-	-	10,428.58	-	-	10,428.58	-
00495	36730	WATER MANAGEMENT-PERMITTING	2830	4	3	-	-	46,923.85	-	126.00	46,797.85	-
00495	36730	WATER MANAGEMENT-PERMITTING	2830	5	3	-	-	5,880.00	-	-	5,880.00	-
00495	36730	WATER MANAGEMENT-PERMITTING	2830	9	3	-	-	284,739.21	-	3,008.98	281,730.23	-
00495	36730 Total					11,934,145.02	5,344,069.37	6,590,076.65	3,134.98	3,134.98	6,586,941.67	-
00495	36810	VOLUNTARY COMPLIANCE	2840	1	3	632,111.63	7,148.33	624,963.30	-	-	624,963.30	-
00495	36810	VOLUNTARY COMPLIANCE	2840	2	3	73,116.62	13,975.86	13,261.32	-	-	13,261.32	-
00495	36810	VOLUNTARY COMPLIANCE	2840	3	3	-	-	1,010.49	-	-	1,010.49	-
00495	36810	VOLUNTARY COMPLIANCE	2840	4	3	-	-	7,839.28	-	-	7,839.28	-
00495	36810	VOLUNTARY COMPLIANCE	2840	9	3	-	-	37,031.67	-	-	37,031.67	-
00495	36810 Total					705,230.25	21,124.19	684,106.06	-	-	684,106.06	-
00495	38710	OHIO RIVER VALLEY SANITATION C	3240	0	3	270,200.00	8,106.00	262,094.00	-	-	262,094.00	-
00495	38710	OHIO RIVER VALLEY SANITATION C	3240	7	3	-	-	262,094.00	-	-	262,094.00	-
00495	38710 Total					270,200.00	8,106.00	262,094.00	-	-	262,094.00	-
00495	38730	SPECIAL FUND (AG WIDE)	3240	0	3	757,642.64	73,885.12	683,196.52	-	536,644.27	146,552.25	-
00495	38730	SPECIAL FUND (AG WIDE)	3240	7	3	-	-	506.00	-	-	506.00	-
00495	38730	SPECIAL FUND (AG WIDE)	3240	9	3	-	-	55.00	-	-	55.00	-
00495	38730 Total					757,642.64	73,885.12	683,757.52	536,644.27	536,644.27	147,113.25	-
00495	38740	ENVIRONMENTAL MGMT. SPEC FD-TR	3240	0	3	244,484.96	623,701.66	(379,216.70)	-	-	(379,216.70)	-
00495	38740	ENVIRONMENTAL MGMT. SPEC FD-TR	3240	7	3	-	-	(379,216.70)	-	-	(379,216.70)	-
00495	38740 Total					244,484.96	623,701.66	(379,216.70)	-	-	(379,216.70)	-
00495	41210	ENVIRONMENTAL MGMT. OPERATING	3610	1	5	4,863,527.43	636.20	4,862,891.23	-	-	4,862,891.23	-
00495	41210	ENVIRONMENTAL MGMT. OPERATING	3610	2	5	1,960,679.98	(112,919.84)	559,724.91	-	-	559,724.91	-
00495	41210	ENVIRONMENTAL MGMT. OPERATING	3610	3	5	-	-	725,316.56	-	81,374.03	643,942.53	-
00495	41210	ENVIRONMENTAL MGMT. OPERATING	3610	4	5	-	-	7,865.65	-	52.52	7,813.13	-
00495	41210	ENVIRONMENTAL MGMT. OPERATING	3610	9	5	-	-	780,692.70	-	3,502.53	777,195.17	-
00495	41210 Total					6,824,207.41	(112,933.64)	6,936,491.05	84,925.08	84,925.08	6,851,565.97	-
00495	41220	LABORATORY CONTRACTS	3610	0	5	219,272.16	164,341.58	54,838.25	-	7,206.30	47,629.95	-
00495	41220	LABORATORY CONTRACTS	3610	3	5	-	-	54,838.25	-	-	54,838.25	-
00495	41220	LABORATORY CONTRACTS	3610	5	5	-	-	54,930.58	-	7,206.30	47,726.28	-
00495	41220 Total					219,272.16	164,341.58	54,930.58	7,206.30	7,206.30	47,726.28	-
00495	41231	NORTHWEST REGIONAL OFFICE	3610	1	5	276,166.16	(9,832.45)	286,116.61	-	-	286,116.61	-
00495	41231	NORTHWEST REGIONAL OFFICE	3610	2	5	185,198.22	13,058.03	16,994.47	-	-	16,994.47	-
00495	41231	NORTHWEST REGIONAL OFFICE	3610	3	5	-	-	58.28	-	-	58.28	-
00495	41231	NORTHWEST REGIONAL OFFICE	3610	4	5	-	-	4,244.69	-	-	4,244.69	-
00495	41231	NORTHWEST REGIONAL OFFICE	3610	5	5	-	-	148,356.80	-	448.34	148,356.80	-
00495	41231 Total					461,364.38	3,105.89	465,356.80	448.34	448.34	465,356.80	-
00495	41232	NORTHERN REGIONAL OFFICE	3610	1	5	136,466.88	(42,931.65)	193,668.43	-	-	193,668.43	-
00495	41232	NORTHERN REGIONAL OFFICE	3610	2	5	-	-	23,689.43	-	-	23,689.43	-
00495	41232	NORTHERN REGIONAL OFFICE	3610	3	5	-	-	18.50	-	-	18.50	-
00495	41232	NORTHERN REGIONAL OFFICE	3610	4	5	-	-	1,285.07	-	-	1,285.07	-
00495	41232	NORTHERN REGIONAL OFFICE	3610	9	5	-	-	111,493.88	-	296.78	111,493.88	-
00495	41232 Total					267,403.32	(42,931.65)	330,345.57	7,484.28	7,484.28	322,845.51	-
00495	41233	SOUTHWEST REGIONAL OFFICE	3610	1	5	92,002.32	(103,320.84)	195,323.16	-	-	195,323.16	-
00495	41233	SOUTHWEST REGIONAL OFFICE	3610	2	5	-	-	27,075.95	-	-	27,075.95	-
00495	41233	SOUTHWEST REGIONAL OFFICE	3610	3	5	51,494.45	-	12,909.94	-	1,038.00	11,870.94	-
00495	41233	SOUTHWEST REGIONAL OFFICE	3610	4	5	-	-	1,592.14	-	-	1,592.14	-
00495	41233	SOUTHWEST REGIONAL OFFICE	3610	9	5	-	-	9,916.42	-	-	9,916.42	-

**AUDITOR OF STATE
AGENCY APPROPRIATION AND ALLOTMENT TRIAL BALANCE REPORT
July 1, 2013 through June 30, 2014 (Budget Year 2014; Run Date 7/13/14)**

BU	PS FUND	PS Fund Name	CAFR Fund	PT	CTRL	APPROPRIATIONS	APPR BALANCE	ALLOTMENTS	PRE-ENCUMBRANCE	ENCUMBRANCES	EXPENDITURES	ALLOT BALANCE
00495	41233 Total					143,496.77	(103,320.84)	246,817.61	-	1,810.43	245,007.18	-
00495	41234	LEGAL AFFAIRS	3610	1	5	1,215,622.23	(41,312.61)	1,256,934.84	-	-	1,256,934.84	-
00495	41234	LEGAL AFFAIRS	3610	2	5	152,805.69	-	25,822.03	-	-	25,822.03	-
00495	41234	LEGAL AFFAIRS	3610	3	5	-	-	32,932.47	-	27,130.00	5,802.47	-
00495	41234	LEGAL AFFAIRS	3610	4	5	-	-	3,468.79	-	-	3,468.79	-
00495	41234	LEGAL AFFAIRS	3610	9	5	-	-	90,592.40	-	7,653.39	82,949.01	-
00495	41234 Total					1,368,427.92	(41,312.61)	1,409,740.53	-	34,763.39	1,374,977.14	-
00495	41236	INVESTIGATIONS	3610	1	5	238,943.28	6,455.12	242,388.16	-	-	242,388.16	-
00495	41236	INVESTIGATIONS	3610	2	5	41,311.88	8,443.55	6,758.34	-	-	6,758.34	-
00495	41236	INVESTIGATIONS	3610	3	5	-	-	2,486.18	-	-	2,486.18	-
00495	41236	INVESTIGATIONS	3610	4	5	-	-	7,713.63	-	-	7,713.63	-
00495	41236	INVESTIGATIONS	3610	9	5	-	-	15,910.18	-	-	15,910.18	-
00495	41240 Total					290,155.16	14,898.67	275,256.49	-	-	275,256.49	-
00495	41240	PLANNING AND ASSESSMENT	3610	0	5	4,162.85	4,162.85	-	-	-	-	-
00495	41241	MEDIA AND COMMUNICATIONS	3610	1	5	950,711.51	3,022.35	919,688.96	-	-	919,688.96	-
00495	41241	MEDIA AND COMMUNICATIONS	3610	2	5	119,490.37	5,071.87	34,685.72	-	-	34,685.72	-
00495	41241	MEDIA AND COMMUNICATIONS	3610	3	5	-	-	19,536.96	-	1,306.00	17,937.99	-
00495	41241	MEDIA AND COMMUNICATIONS	3610	4	5	-	-	9,188.87	-	-	9,188.87	-
00495	41241	MEDIA AND COMMUNICATIONS	3610	9	5	1,070,201.88	36,694.42	1,033,507.16	-	2,089.20	1,030,102.26	-
00495	41260	Planning and Assessment	3610	1	5	1,327,834.00	2,968.95	1,327,637.15	-	-	1,327,637.15	-
00495	41260	Planning and Assessment	3610	2	5	161,358.19	(14,019.13)	35,239.81	-	-	35,239.81	-
00495	41260	Planning and Assessment	3610	3	5	-	-	16.99	-	-	16.99	-
00495	41260	Planning and Assessment	3610	4	5	-	-	3,315.12	-	-	3,315.12	-
00495	41260	Planning and Assessment	3610	9	5	1,489,292.19	(13,722.28)	1,503,014.47	-	506.97	1,502,807.50	-
00495	41265	OWI LABORATORY CONTRACTS	3610	0	5	976,953.39	81,698.97	-	-	-	-	-
00495	41265	OWI LABORATORY CONTRACTS	3610	2	5	-	-	551.78	-	-	551.78	-
00495	41265	OWI LABORATORY CONTRACTS	3610	3	5	-	-	848,878.85	-	222,678.08	626,200.77	-
00495	41265	OWI LABORATORY CONTRACTS	3610	4	5	-	-	36,294.22	-	28,959.90	7,334.32	-
00495	41265	OWI LABORATORY CONTRACTS	3610	9	5	976,953.39	81,698.97	895,254.42	-	251,987.98	643,266.44	-
00495	41395	SOUTHEAST REGIONAL OFFICE	3610	1	5	118,676.16	(82,705.57)	201,383.73	-	-	201,383.73	-
00495	41395	SOUTHEAST REGIONAL OFFICE	3610	2	5	77,720.84	9,327.99	8,892.52	-	-	8,892.52	-
00495	41395	SOUTHEAST REGIONAL OFFICE	3610	3	5	-	-	1,364.24	-	-	1,364.24	-
00495	41395	SOUTHEAST REGIONAL OFFICE	3610	4	5	-	-	58,136.09	-	828.90	57,307.19	-
00495	41395	SOUTHEAST REGIONAL OFFICE	3610	9	5	196,399.00	(73,377.58)	269,776.58	-	828.90	268,947.67	-
00495	44074	GN Settlement	6000	0	5	1,440,467.81	1,437,849.60	-	-	-	-	-
00495	44074	GN Settlement	6000	4	5	-	-	2,423.21	-	-	2,423.21	-
00495	44074	GN Settlement	6000	9	5	-	-	195.00	-	-	195.00	-
00495	44074 Total					1,440,467.81	1,437,849.60	2,618.21	-	-	2,618.21	-
00495	44075	DANA CORP SETTLEMENT	6000	0	5	1,394,671.66	1,394,671.66	-	-	-	-	-
00495	44550	CLEARING ACCOUNT	6000	0	6	4,834.59	(37.98)	4,872.57	-	-	4,872.57	-
00495	44550 Total					1,394,671.66	(37.98)	4,872.57	-	-	4,872.57	-
00495	44880	CHEMUR/NEW HAVEN SETTLEMENT	6000	0	6	165,100.00	163,393.75	1,706.25	-	-	1,706.25	-
00495	44880 Total					165,100.00	163,393.75	1,706.25	-	-	1,706.25	-
00495	46857	CONTINENTAL STEEL ESCROW	6000	0	6	17,171.12	16,709.87	462.25	-	-	462.25	-
00495	46857 Total					17,171.12	16,709.87	462.25	-	-	462.25	-
00495	49535	HAZ WASTE SITES-STATE CLEANUP	6130	1	3	1,882,480.04	-	1,882,480.04	-	-	1,882,480.04	-
00495	49535	HAZ WASTE SITES-STATE CLEANUP	6130	2	3	193,769.96	51,375.61	46,208.94	-	-	46,208.94	-
00495	49535	HAZ WASTE SITES-STATE CLEANUP	6130	3	3	-	-	79,673.57	-	50,636.96	29,036.61	-
00495	49535	HAZ WASTE SITES-STATE CLEANUP	6130	4	3	-	-	12,672.66	-	-	12,672.66	-
00495	49535	HAZ WASTE SITES-STATE CLEANUP	6130	9	3	-	-	3,839.18	-	-	3,839.18	-
00495	49535 Total					2,076,250.00	51,375.61	2,024,874.39	-	50,636.96	1,974,237.43	-
00495	49540	HAZ WASTE SITES-ST CLNUP (NRD)	6130	1	3	296,474.71	256,474.71	-	-	-	296,474.71	-
00495	49540	HAZ WASTE SITES-ST CLNUP (NRD)	6130	2	3	91,272.29	27,147.65	13,856.45	-	-	13,856.45	-
00495	49540	HAZ WASTE SITES-ST CLNUP (NRD)	6130	3	3	-	-	75.00	-	-	75.00	-
00495	49540	HAZ WASTE SITES-ST CLNUP (NRD)	6130	4	3	-	-	30,271.78	-	-	30,271.78	-
00495	49540	HAZ WASTE SITES-ST CLNUP (NRD)	6130	9	3	-	-	19,922.41	-	-	19,922.41	-
00495	49540 Total					347,747.00	27,147.65	320,599.35	-	-	320,599.35	-
00495	49555	SUPERFUND MATCH	6130	0	3	906,051.36	86,040.96	-	-	-	-	-
00495	49555	SUPERFUND MATCH	6130	2	3	-	-	29,858.18	-	-	29,858.18	-
00495	49555	SUPERFUND MATCH	6130	3	3	-	-	679,443.12	-	636,224.15	43,218.97	-
00495	49555	SUPERFUND MATCH	6130	4	3	-	-	18,996.56	-	-	18,996.56	-
00495	49555	SUPERFUND MATCH	6130	9	3	-	-	91,136.52	-	-	91,136.52	-
00495	49555 Total					906,051.36	86,040.96	820,070.38	-	636,224.15	183,766.23	-
00495	49560	HOUSEHOLD HAZARDOUS WASTE	6130	2	3	1,472.52	995.08	-	-	-	-	-
00495	49560	HOUSEHOLD HAZARDOUS WASTE	6130	3	3	-	-	288.44	-	-	288.44	-
00495	49560	HOUSEHOLD HAZARDOUS WASTE	6130	4	3	-	-	477.44	-	-	477.44	-
00495	49560 Total					1,472.52	995.08	477.44	-	-	477.44	-
00495	49575	HAZARD SUBSTANCE RESPON TRST F	6130	0	3	38,935.59	295,783.34	-	-	-	-	-
00495	49575	HAZARD SUBSTANCE RESPON TRST F	6130	7	3	-	-	(256,895.75)	-	-	(256,895.75)	-
00495	49580	ELECTRONIC WASTE	2980	0	3	322,822.85	295,783.16	-	-	-	-	-
00495	49580	ELECTRONIC WASTE	2980	1	3	195,000.00	125,035.65	69,964.35	-	-	69,964.35	-

AUDITOR OF STATE
AGENCY APPROPRIATION AND ALLOTMENT TRIAL BALANCE REPORT
 July 1, 2013 through June 30, 2014 (Budget Year 2014; Run Date 7/13/14)

BU	PS FUND	PS Fund Name	CAFR Fund	PT	CTRL	APPROPRIATIONS	APPR BALANCE	ALLOTMENTS	PRE-ENCUMBRANCE	ENCUMBRANCES	EXPENDITURES	ALLOT BALANCE
00495	49580	ELECTRONIC WASTE	2980	2	3	195,000.00	169,779.66	1,124.18	-	-	1,124.18	-
00495	49580	ELECTRONIC WASTE	2980	3	3	-	-	14,190.71	-	-	14,190.71	-
00495	49580	ELECTRONIC WASTE	2980	4	3	-	-	1,070.21	-	-	1,070.21	-
00495	49580	ELECTRONIC WASTE	2980	9	3	-	-	8,835.24	-	-	8,835.24	-
00495	49580 Total					712,822.85	522,453.47	95,184.89	-	-	95,184.69	-
00495	52610	ASBESTOS INVESTMENTS (AIR)	6820	0	3	562,939.73	120,689.73	442,250.00	-	-	-	442,250.00
00495	52610	ASBESTOS INVESTMENTS (AIR)	6820	1	3	455,494.42	26,654.67	428,839.75	-	-	428,839.75	-
00495	52610	ASBESTOS INVESTMENTS (AIR)	6820	2	3	42,817.58	-	8,452.74	-	-	8,452.74	-
00495	52610	ASBESTOS INVESTMENTS (AIR)	6820	3	3	-	-	7,054.32	-	2,073.75	4,980.57	-
00495	52610	ASBESTOS INVESTMENTS (AIR)	6820	4	3	-	-	1,520.83	-	-	1,520.83	-
00495	52610	ASBESTOS INVESTMENTS (AIR)	6820	9	3	-	-	25,599.69	-	-	25,599.69	-
00495	52610 Total					498,112.00	26,854.67	471,457.33	2,073.75	2,073.75	469,363.58	-
00495	52620	ASBESTOS TRUST FUND	6820	0	3	153.13	2,622.95	(2,468.82)	-	-	(2,468.82)	-
00495	52620	ASBESTOS TRUST FUND	6820	7	3	-	-	(2,468.82)	-	-	(2,468.82)	-
00495	52710	UST OPERATING (OER)	6830	1	3	221,693.00	136,068.04	85,624.96	-	-	85,624.96	-
00495	52710	UST OPERATING (OER)	6830	2	3	49,819.00	28,143.85	6,694.97	-	-	6,694.97	-
00495	52710	UST OPERATING (OER)	6830	3	3	-	-	2,314.31	-	2,720.00	2,720.00	-
00495	52710	UST OPERATING (OER)	6830	4	3	-	-	3,631.87	-	-	3,631.87	-
00495	52710	UST OPERATING (OER)	6830	9	3	-	-	107,300.11	-	2,720.00	104,580.11	-
00495	52710 Total					271,512.00	164,211.89	107,300.11	2,720.00	2,720.00	104,580.11	-
00495	52720	UST INVESTMENTS (OER)	6830	0	6	503,585.63	415,028.14	88,160.49	-	-	-	88,160.49
00495	52720	UST INVESTMENTS (OER)	6830	0	6	503,585.63	415,028.14	88,160.49	-	-	-	88,160.49
00495	52730	UPST TRUST FUND-TRANSFER	6830	0	3	3,925.99	9,254.50	(5,328.51)	-	-	(5,328.51)	-
00495	52730	UPST TRUST FUND-TRANSFER	6830	7	3	-	-	(5,328.51)	-	-	(5,328.51)	-
00495	52810	UPST OPERATING	6850	1	3	2,419,934.14	9,254.50	2,419,934.14	-	-	2,419,934.14	-
00495	52810	UPST OPERATING	6850	2	3	37,921,901.86	0.89	36,866.69	-	-	36,866.69	-
00495	52810	UPST OPERATING	6850	3	3	-	-	(4,691.04)	-	-	(4,691.04)	-
00495	52810	UPST OPERATING	6850	4	3	-	-	4,798.22	-	-	4,798.22	-
00495	52810	UPST OPERATING	6850	8	3	-	-	37,776,211.46	-	-	37,747,087.20	29,124.26
00495	52810	UPST OPERATING	6850	9	3	-	-	108,315.64	-	-	108,315.64	-
00495	52810 Total					40,341,436.00	9,254.50	40,341,435.11	2,073.75	2,073.75	40,312,110.85	29,124.26
00495	52840	UPST EXCESS LIABILITY TRUST FD	6850	0	3	163,433.57	212,672.55	(49,238.98)	-	-	(49,238.98)	-
00495	52840	UPST EXCESS LIABILITY TRUST FD	6850	0	3	163,433.57	212,672.55	(49,238.98)	-	-	(49,238.98)	-
00495	58067	ARRA BROWNFIELD ASSES/CLEANUP	8000	0	7	193,547.87	190,546.46	3,001.41	-	-	3,001.41	-
00495	58470	STATE CLEAN DIESEL GRANT PROGR	8000	0	7	9,602.05	9,602.05	-	-	-	-	-
00495	58480	IDEM LEAKING UNDERGROUND STORA	8000	0	7	121,910.75	121,910.75	-	-	-	-	-
00495	58485	Diesel Emerging Technologies	8000	0	7	4,883.00	4,883.00	-	-	-	-	-
00495	58486	Water Quality Mgmt Plan (205)	8000	0	7	60,804.33	60,804.33	-	-	-	-	-
00495	62200	IDEM DOD Fund	8012	0	7	2,822,198.18	2,686,661.05	135,537.13	-	-	135,537.13	-
00495	62210	IDEM DOI Fund	8015	0	7	1,796,490.35	1,463,562.07	332,928.28	-	-	332,928.28	-
00495	62230	IDEM EPA Fund	8066	0	7	1,796,490.35	1,463,562.07	332,928.28	-	-	332,928.28	-
00495	62240	IDEM DHS Fund	8097	0	7	252,123,242.22	219,017,637.87	33,105,604.35	-	-	33,105,604.35	-
00495	62240	IDEM DHS Fund	8097	0	7	587,664.58	373,259.91	214,404.67	-	-	214,404.67	-
00495	10330	OFFICE OF ENVIRON ADJUDICATION	1000	1	3	286,021.51	286,021.51	-	-	-	286,021.51	-
00495	10330	OFFICE OF ENVIRON ADJUDICATION	1000	2	3	16,013.49	-	6,900.13	-	-	6,900.13	-
00495	10330	OFFICE OF ENVIRON ADJUDICATION	1000	3	3	-	-	876.00	-	73.00	803.00	-
00495	10330	OFFICE OF ENVIRON ADJUDICATION	1000	4	3	-	-	3,186.86	-	3.43	3,185.43	-
00495	10330	OFFICE OF ENVIRON ADJUDICATION	1000	9	3	-	-	5,050.50	-	-	5,050.50	-
00495	10330 Total					302,035.00	648,756.99	302,035.00	76.43	76.43	301,958.57	-
00497	11210	DD CLIENT SERVICES STATE APPRO	1000	0	3	3,043,711.48	-	756,824.73	-	-	756,824.73	-
00497	11210	DD CLIENT SERVICES STATE APPRO	1000	1	3	-	-	20,114.07	-	-	20,114.07	-
00497	11210	DD CLIENT SERVICES STATE APPRO	1000	2	3	-	-	766,926.97	-	1,002,807.95	(236,576.98)	695.00
00497	11210	DD CLIENT SERVICES STATE APPRO	1000	4	3	-	-	17,920.36	-	1,106.30	16,755.10	53.96
00497	11210	DD CLIENT SERVICES STATE APPRO	1000	7	3	-	-	532,400.86	-	-	532,400.86	-
00497	11210	DD CLIENT SERVICES STATE APPRO	1000	9	3	-	-	286,531.17	-	286,531.17	243,669.29	7,407.99
00497	11210	DD CLIENT SERVICES STATE APPRO	1000	9	3	-	-	286,531.17	-	-	286,531.17	-
00497	11210 Total					3,043,711.48	648,756.99	2,394,952.49	2,456.89	1,291,307.55	1,000,207.75	331.36
00497	11770	RES SERV FOR DEVELOP DISAB PER	1000	0	3	5,471,377.81	1,684,347.68	927,845.57	-	-	428,827.70	428,827.70
00497	11770	RES SERV FOR DEVELOP DISAB PER	1000	3	3	-	-	(1,631,629.63)	-	499,017.87	(1,632,073.63)	-
00497	11770	RES SERV FOR DEVELOP DISAB PER	1000	7	3	-	-	4,490,808.19	-	450.00	4,490,808.19	-
00497	11770	RES SERV FOR DEVELOP DISAB PER	1000	8	3	-	-	3,787,030.13	-	-	3,787,030.13	-
00497	11770 Total					5,471,377.81	1,684,347.68	3,787,030.13	499,467.87	499,467.87	3,287,662.26	-
00497	12640	DAY SERVICES-DEVEL DISABLED	1000	2	3	5,675,384.00	2,718,400.83	2,956,983.17	-	-	2,956,983.17	-
00497	12650	DIAG & EVAL DHS	1000	2	3	-	-	(37,831.50)	-	-	(37,831.50)	-
00497	12650	DIAG & EVAL DHS	1000	3	3	-	-	29,769.50	-	-	29,769.50	-

**AUDITOR OF STATE
AGENCY APPROPRIATION AND ALLOTMENT TRIAL BALANCE REPORT
July 1, 2013 through June 30, 2014 (Budget Year 2014; Run Date 7/13/14)**

BU	PS FUND	PS Fund Name	CAFR Fund	PT	CTRL	APPROPRIATIONS	APPR BALANCE	ALLOTMENTS	PRE-ENCUMBRANCE	ENCUMBRANCES	EXPENDITURES	ALLOT BALANCE
00497	12850 Total		1000	0	3	(37,831.50)	-	(37,831.50)	-	-	-	(67,601.00)
00497	14440	INDPLS RESOURCE CTR FOR INDEP	1000	7	3	87,665.00	-	87,665.00	-	-	87,665.00	87,665.00
00497	14440 Total	INDPLS RESOURCE CTR FOR INDEP	1000	7	3	87,665.00	-	87,665.00	-	-	87,665.00	87,665.00
00497	14450	SOUTHERN IN CTR FOR INDE LVIN	1000	0	3	87,665.00	-	87,665.00	-	-	-	87,665.00
00497	14450 Total	SOUTHERN IN CTR FOR INDE LVIN	1000	7	3	87,665.00	-	87,665.00	-	-	-	87,665.00
00497	14650	DDRS ADMINISTRATION	1000	0	3	(20,238.98)	-	(20,238.98)	-	-	-	(67,435.61)
00497	14650	DDRS ADMINISTRATION	1000	1	3	-	-	(67,435.61)	-	-	-	2,100.37
00497	14650	DDRS ADMINISTRATION	1000	2	3	-	-	(1,200.73)	-	-	-	(6,196.30)
00497	14650	DDRS ADMINISTRATION	1000	3	3	-	-	(3,568.95)	-	5,075.57	-	(3,568.95)
00497	14650	DDRS ADMINISTRATION	1000	4	3	-	-	1.46	-	-	-	1.46
00497	14650	DDRS ADMINISTRATION	1000	5	3	-	-	49,784.48	-	-	-	49,784.48
00497	14650 Total	DDRS ADMINISTRATION	1000	9	3	(20,238.98)	-	(20,238.98)	-	5,075.57	-	(25,338.67)
00497	15130	ATTIC, INCORPORATED	1000	0	3	87,665.00	-	87,665.00	-	-	-	87,665.00
00497	15130 Total	ATTIC, INCORPORATED	1000	7	3	87,665.00	-	87,665.00	-	-	-	87,665.00
00497	15190	LEAGUE FOR THE BLIND & DISABLE	1000	0	3	87,665.00	-	87,665.00	-	-	-	87,665.00
00497	15190 Total	LEAGUE FOR THE BLIND & DISABLE	1000	7	3	87,665.00	-	87,665.00	-	-	-	87,665.00
00497	15190 Total	LEAGUE FOR THE BLIND & DISABLE	1000	7	3	87,665.00	-	87,665.00	-	-	-	87,665.00
00497	15200	FUTURE CHOICES, INC.	1000	0	3	158,113.00	-	158,113.00	-	-	-	158,113.00
00497	15200 Total	FUTURE CHOICES, INC.	1000	7	3	158,113.00	-	158,113.00	-	-	-	158,113.00
00497	15210	THE WABASH INDEP LIVING & LEAR	1000	0	3	158,113.00	-	158,113.00	-	-	-	158,113.00
00497	15210 Total	THE WABASH INDEP LIVING & LEAR	1000	7	3	158,113.00	-	158,113.00	-	-	-	158,113.00
00497	15220	INDEP LIVING CTR OF EASTERN IN	1000	0	3	158,113.00	-	158,113.00	-	-	-	158,113.00
00497	15220 Total	INDEP LIVING CTR OF EASTERN IN	1000	7	3	158,113.00	-	158,113.00	-	-	-	158,113.00
00497	16280	OFFICE SVC-DEAFHARD HEARING	1000	0	3	117,076.97	-	117,076.97	-	-	-	117,076.97
00497	16280	OFFICE SVC-DEAFHARD HEARING	1000	1	3	149,697.03	-	9,455.71	-	-	-	9,455.71
00497	16280	OFFICE SVC-DEAFHARD HEARING	1000	2	3	-	-	83,699.59	-	5,306.10	-	78,393.49
00497	16280	OFFICE SVC-DEAFHARD HEARING	1000	3	3	-	-	4,778.94	-	-	-	4,778.94
00497	16280 Total	OFFICE SVC-DEAFHARD HEARING	1000	9	3	266,774.00	-	215,011.21	-	5,306.10	-	209,705.11
00497	16530	DD RESIDENTIAL FACILITY	1000	0	3	5,008.00	-	5,008.00	-	-	-	5,008.00
00497	16530 Total	DD RESIDENTIAL FACILITY	1000	0	3	5,008.00	-	5,008.00	-	-	-	5,008.00
00497	16560	EPILEPSY PROGRAM	1000	2	3	287,057.38	-	287,057.38	-	-	-	287,057.38
00497	16560 Total	EPILEPSY PROGRAM	1000	3	3	287,057.38	-	287,057.38	-	-	-	287,057.38
00497	16560 Total	EPILEPSY PROGRAM	1000	3	3	287,057.38	-	287,057.38	-	-	-	287,057.38
00497	16590	CAREGIVER SUPPORT	1000	0	3	178,278.16	-	178,278.16	-	-	-	178,278.16
00497	16590 Total	CAREGIVER SUPPORT	1000	2	3	178,278.16	-	178,278.16	-	-	-	178,278.16
00497	46370	OASIS-OBJECTIVE ASSESS SYS-IND	6000	0	5	(62,910.00)	-	(62,910.00)	-	-	-	(62,910.00)
00497	46370 Total	OASIS-OBJECTIVE ASSESS SYS-IND	6000	3	5	(62,910.00)	-	(62,910.00)	-	-	-	(62,910.00)
00497	46860	BRS - BLIND ENTERPRISE PROGRAM	6000	0	5	337,860.92	-	337,860.92	-	-	-	337,860.92
00497	46910	BLIND-UNRESTRICTED DONATIONS	6000	0	5	13,849.81	-	13,849.81	-	-	-	13,849.81
00497	47200	SSAVR	6000	0	5	488,477.27	-	488,477.27	-	-	-	488,477.27
00497	49210	BLIND RESTRICTED DONATIONS	6090	0	6	2.46	-	(29.31)	-	-	-	31.77
00497	49210 Total	BLIND RESTRICTED DONATIONS	6090	0	6	2.46	-	(29.31)	-	-	-	31.77
00497	58060	VOC REHAB	8000	0	7	27,516.13	-	27,516.13	-	-	-	27,516.13
00497	58070	CENTERS FOR INDEPENDENT LIVING	8000	0	7	0.06	-	0.06	-	-	-	0.06
00497	58080	BLIND AD ELDERLY INDEPEND LVIN	8000	0	7	3,165.44	-	3,165.44	-	-	-	3,165.44
00497	62110	FSSA DOEtr Fund	8084	0	7	246,956,956.50	-	164,456,720.35	-	2,266.96	-	14,608.56
00497	62130	FSSA/DHHS Fund	8093	0	7	101,950,123.85	-	82,500,236.15	-	2,266.96	-	14,608.56
00497	62170	FSSA SSA Fund	8096	0	7	81,423,755.09	-	5,514,637.10	-	-	-	5,493,162.75
00497	62700	CENTRAL OFFICE ADMINISTRATION	1000	1	3	62,834.32	-	62,834.32	-	-	-	62,834.32
00498	12700	CENTRAL OFFICE ADMINISTRATION	1000	2	3	178,168.09	-	178,168.09	-	-	-	178,168.09
00498	12700	CENTRAL OFFICE ADMINISTRATION	1000	3	3	-	-	8,421.94	-	-	-	8,421.94
00498	12700	CENTRAL OFFICE ADMINISTRATION	1000	4	3	-	-	3,841.36	-	-	-	3,841.36
00498	12700	CENTRAL OFFICE ADMINISTRATION	1000	5	3	-	-	1,923.00	-	-	-	1,923.00
00498	12700	CENTRAL OFFICE ADMINISTRATION	1000	6	3	-	-	0.04	-	0.04	-	0.04
00498	12700	CENTRAL OFFICE ADMINISTRATION	1000	9	3	-	-	76,534.67	-	-	-	76,534.67
00498	12700 Total	CENTRAL OFFICE ADMINISTRATION	1000	9	3	241,002.41	-	241,002.41	-	-	-	241,002.41
00498	13070	OLDER HOOSIERS ACT	1000	0	3	3,459.76	-	3,459.76	-	-	-	3,459.76
00498	13070 Total	OLDER HOOSIERS ACT	1000	7	3	1,573,446.00	-	1,569,986.24	-	456,514.71	-	1,113,471.53
00498	13190	RESIDENTIAL CARE	1000	0	3	10,481,786.00	-	10,481,786.00	-	-	-	10,481,786.00
00498	13190 Total	RESIDENTIAL CARE	1000	1	3	4,242,931.92	-	4,242,931.92	-	-	-	4,242,931.92
00498	13190	RESIDENTIAL CARE	1000	1	3	43,816.88	-	43,816.88	-	-	-	43,816.88

AUDITOR OF STATE
AGENCY APPROPRIATION AND ALLOTMENT TRIAL BALANCE REPORT
 July 1, 2013 through June 30, 2014 (Budget Year 2014; Run Date 7/13/14)

BU	PS FUND	PS Fund Name	CAFR Fund	PT	CTRL	APPROPRIATIONS	APPR BALANCE	ALLOTMENTS	PRE-ENCUMBRANCE	ENCUMBRANCES	EXPENDITURES	ALLOT BALANCE
00498	13190	RESIDENTIAL CARE	1000	2	3	-	-	467.92	-	-	467.92	-
00498	13190	RESIDENTIAL CARE	1000	4	3	-	-	640.71	-	-	640.71	-
00498	13190	RESIDENTIAL CARE	1000	8	3	-	-	6,192,206.45	-	-	6,192,206.45	104.00
00498	13190	RESIDENTIAL CARE	1000	9	3	-	-	1,724.12	-	-	1,724.12	-
	13190 Total						4,242,331.92	6,238,656.08	-	-	6,238,752.08	104.00
00498	15770	IN-HOME SERVICES (CHOICE)	1000	0	3	29,785,643.00	749,454.72	-	-	-	-	-
00498	15770	IN-HOME SERVICES (CHOICE)	1000	1	3	-	-	1,472.23	-	-	1,472.23	-
00498	15770	IN-HOME SERVICES (CHOICE)	1000	3	3	-	-	29,009,653.06	-	5,991,342.49	23,018,210.57	-
00498	15770	IN-HOME SERVICES (CHOICE)	1000	7	3	-	-	5,162.99	-	-	5,162.99	-
	15770 Total					29,785,643.00	749,454.72	29,016,188.28	-	5,991,342.49	23,024,846.79	-
00498	16200	ADULT PROTECTIVE SERVICES	1000	0	3	2,226,316.00	32,487.95	-	-	-	-	-
00498	16200	ADULT PROTECTIVE SERVICES	1000	1	3	-	-	81,153.19	-	-	81,153.19	-
00498	16200	ADULT PROTECTIVE SERVICES	1000	2	3	-	-	1,752.32	-	-	1,752.32	-
00498	16200	ADULT PROTECTIVE SERVICES	1000	4	3	-	-	6.60	-	-	6.60	-
00498	16200	ADULT PROTECTIVE SERVICES	1000	9	3	-	-	2,109,874.44	-	283,285.07	1,826,589.37	-
	16200 Total					2,226,316.00	32,487.95	2,119,830.05	-	283,285.07	1,910,844.96	-
00498	16240	ADULT GUARDIANSHIP SERVICES	1000	0	3	405,565.00	-	-	-	-	-	-
00498	16240	ADULT GUARDIANSHIP SERVICES	1000	7	3	-	-	405,565.00	-	29,451.72	376,113.28	-
	16240 Total					405,565.00	-	405,565.00	-	29,451.72	376,113.28	-
00498	44190	CONFERENCE/WORKSHOP	6000	0	5	5,173.31	5,173.31	-	-	-	-	-
00498	58069	Living Healthy Life Partnership	8000	0	7	10,617.95	10,617.95	-	-	-	-	-
00498	58090	ELBERLY NUTRITION (TITLE III)	8000	0	7	7.57	7.57	-	-	-	-	-
	58090 Total					7.57	7.57	-	-	-	-	-
00498	62130	FSSA/DHHS Fund	8083	0	7	52,435,200.03	11,773,768.20	40,661,413.83	-	6,330,528.23	34,330,885.60	-
00498	62160	FSSA/DOL Fund	8017	0	7	6,182,982.70	3,934,014.18	2,228,968.52	-	216,495.18	2,012,473.34	-
	62160 Total					6,182,982.70	3,934,014.18	2,228,968.52	-	216,495.18	2,012,473.34	-
00500	11720	DIV OF FAM & CHILDREN LOCAL OFF	1000	0	3	1,255,019.25	885,062.09	-	-	-	-	-
00500	11720	DIV OF FAM & CHILDREN LOCAL OFF	1000	2	3	-	-	5,501,933.19	-	2,943,761.24	2,558,171.95	-
00500	11720	DIV OF FAM & CHILDREN LOCAL OFF	1000	3	3	-	-	482,665.02	-	-	482,665.02	-
00500	11720	DIV OF FAM & CHILDREN LOCAL OFF	1000	4	3	-	-	(5,585,882.42)	-	11,806,450.96	(17,392,333.38)	-
00500	11720	DIV OF FAM & CHILDREN LOCAL OFF	1000	5	3	-	-	(28,560.05)	-	59,550.29	(88,191.72)	-
00500	11720	DIV OF FAM & CHILDREN LOCAL OFF	1000	9	3	-	-	(112,216.68)	-	11,900.00	(124,116.68)	-
	11720 Total					1,255,019.25	885,062.09	111,623.65	(128.10)	128,526.45	404.45	(51.04)
00500	11890	BURIAL EXPENSES	1000	0	3	4,535,784.65	-	-	-	14,950,185.94	(14,560,124.02)	30.34
00500	11890	BURIAL EXPENSES	1000	1	3	-	-	49,225.86	-	-	49,225.86	-
00500	11890	BURIAL EXPENSES	1000	2	3	-	-	1,516.02	-	-	1,516.02	-
00500	11890	BURIAL EXPENSES	1000	3	3	-	-	4,485,042.00	-	-	4,485,042.00	-
00500	11890	BURIAL EXPENSES	1000	9	3	-	-	0.77	-	-	0.77	-
	11890 Total					4,535,784.65	-	4,535,784.65	-	-	4,535,784.65	-
00500	13120	DFC STATE ADMINISTRATION	1000	1	3	140,701.85	114.43	140,587.42	-	-	140,587.42	-
00500	13120	DFC STATE ADMINISTRATION	1000	3	3	430,067.15	-	30,292.91	-	-	30,292.91	-
00500	13120	DFC STATE ADMINISTRATION	1000	5	3	-	-	9,099.61	-	10,393.12	(1,591.64)	-
00500	13120	DFC STATE ADMINISTRATION	1000	9	3	-	-	4,732.16	-	882.48	3,749.68	-
00500	13120	DFC STATE ADMINISTRATION	1000	5	3	-	-	2,388.60	-	1,697.44	701.16	-
00500	13120	DFC STATE ADMINISTRATION	1000	9	3	-	-	(7,008.39)	-	594.52	(7,566.51)	-
	13120 Total					570,769.00	390,666.69	180,102.31	-	13,657.56	166,833.02	(26.40)
00500	13150	INFO SYSTEMS-TECH STATE APPROP	1000	0	3	15,334,955.00	-	-	-	-	-	-
00500	13150	INFO SYSTEMS-TECH STATE APPROP	1000	1	3	-	-	538,110.69	-	301,053.37	237,057.32	-
00500	13150	INFO SYSTEMS-TECH STATE APPROP	1000	2	3	-	-	5,807.93	-	-	5,807.93	-
00500	13150	INFO SYSTEMS-TECH STATE APPROP	1000	3	3	-	-	16,859,461.03	-	5,552,010.84	11,313,117.19	-
00500	13150	INFO SYSTEMS-TECH STATE APPROP	1000	4	3	-	-	(153,650.00)	-	-	(153,650.00)	-
00500	13150	INFO SYSTEMS-TECH STATE APPROP	1000	5	3	-	-	(2,938,628.63)	-	-	(2,938,628.63)	-
00500	13150	INFO SYSTEMS-TECH STATE APPROP	1000	9	3	-	-	859,335.39	-	256.74	858,078.65	-
	13150 Total					15,334,955.00	166,518.59	15,168,436.41	-	5,853,320.95	9,315,115.46	-
00500	14600	CHILD CARE SVS STATE APPROP	1000	0	3	9,574.61	9,574.61	-	-	-	-	-
00500	14600	TANF STATE APPROPRIATION	1000	0	3	345,557.00	345,557.00	-	-	-	-	-
00500	14600	IMPACT	1000	0	3	1,068,323.00	1,068,323.00	-	-	-	-	-
00500	15750	IMPACT	2100	0	6	3,178.38	3,178.38	-	-	-	-	-
00500	31410	DISTRICT WELFARE ADMINISTRATIO	2160	0	5	1,021,625.03	210,323.03	-	-	-	-	-
00500	31410	CHILD CARE PROJECT	2160	0	5	1,021,625.03	210,323.03	-	-	-	-	-
00500	31810	CHILD CARE PROJECT	2160	7	5	-	-	811,506.00	-	80,919.45	730,586.55	-
	31810 Total					1,021,625.03	210,323.03	811,506.00	-	80,919.45	730,586.55	-
00500	35910	CHILD CARE	2700	0	6	40,302.65	(29,317.63)	69,650.28	-	-	40,332.65	-
	35910 Total					40,302.65	(29,317.63)	69,650.28	-	-	40,332.65	-
00500	37310	HOSPITAL CARE FOR THE INDIGENT	2900	0	5	38,245.83	38,245.83	-	-	-	-	-
	37310 Total					38,245.83	38,245.83	-	-	-	-	-
00500	40530	REVENUE RECOVERY	3510	0	6	-	-	(1,265,246.60)	-	-	(1,265,246.60)	-
00500	40530	WARRANT HOLDING ACCOUNT	3570	0	5	34,971,756.95	32,438,012.44	-	-	-	-	-
00500	40720	WARRANT HOLDING ACCOUNT	3570	1	5	-	-	-	-	-	-	-
	40720 Total					-	-	-	-	-	-	(0.09)

**AUDITOR OF STATE
AGENCY APPROPRIATION AND ALLOTMENT TRIAL BALANCE REPORT
July 1, 2013 through June 30, 2014 (Budget Year 2014; Run Date 7/13/14)**

BU	PS FUND	PS Fund Name	CAFR Fund	PT	CTRL	APPROPRIATIONS	APPR BALANCE	ALLOTMENTS	PRE-ENCUMBRANCE	ENCUMBRANCES	EXPENDITURES	ALLOT BALANCE
00500	40720	WARRANT HOLDING ACCOUNT	3570	3	5	-	-	2,524,671.02	-	-	2,524,671.02	-
00500	40720	WARRANT HOLDING ACCOUNT	3570	8	5	-	-	566.00	-	-	566.00	-
00500	40720	WARRANT HOLDING ACCOUNT	3570	9	5	-	-	8,517.58	-	-	8,517.58	-
00500	40720 Total							2,533,744.51			2,533,744.51	
00500	46251	Early Ed Match Grant	6000	0	6	34,971,756.95	32,438,012.44	-	-	-	-	-
00500	47067	Trustee SSI Reimbursement	6000	0	6	2,000,000.00	2,000,000.00	-	-	-	-	-
00500	59081	TANF ARRA	8000	0	7	604,967.98	(321,835.59)	926,803.56	-	-	455,968.01	470,837.55
00500	59210	CHILD CARE DEVELOPMT BLOCK GRAN	8000	0	7	24,532,405.75	24,532,405.75	-	-	-	455,968.01	470,837.55
00500	59220	HEAD START	8000	0	7	69,727.26	69,727.26	-	-	-	-	-
00500	59220	HEAD START	8000	0	7	11,537,000.00	11,537,000.00	-	-	-	-	-
00500	62100	FSSA/DOAg Fund	8010	0	7	279,115,062.80	171,439,462.16	107,675,610.74	2,457,270.41	2,457,270.41	105,218,340.33	-
00500	62120	FSSA/DOEn Fund	8081	0	7	81,801,263.05	81,801,263.05	107,675,610.74	2,457,270.41	2,457,270.41	105,218,340.33	-
00500	62130	FSSA/DHHS Fund	8093	0	7	798,185,923.81	485,453,663.92	302,732,260.89	13,109,865.70	13,109,865.70	289,443,600.62	300.57
00500	62140	FSSA/DOT Fund	8020	0	7	13,409.75	13,409.75	302,732,260.89	13,109,865.70	13,109,865.70	289,442,600.62	300.57
00500	62160	DCS-COUNTY ADMIN-STATE APPRO	1000	1	3	31,449,023.14	1,082,068.65	973,947.46	-	-	31,449,023.14	-
00500	11790	DCS-COUNTY ADMIN-STATE APPRO	1000	2	3	12,522,293.86	-	973,947.46	-	-	973,947.46	-
00500	11790	DCS-COUNTY ADMIN-STATE APPRO	1000	3	3	-	-	1,720,885.01	-	-	1,720,885.01	-
00500	11790	DCS-COUNTY ADMIN-STATE APPRO	1000	4	3	-	-	566,870.29	-	-	566,870.29	-
00500	11790	DCS-COUNTY ADMIN-STATE APPRO	1000	5	3	-	-	76,807.84	-	-	76,807.84	-
00500	11790	DCS-COUNTY ADMIN-STATE APPRO	1000	6	3	-	-	8,697.87	-	-	8,697.87	-
00500	11790	DCS-COUNTY ADMIN-STATE APPRO	1000	9	3	-	-	8,093,226.74	-	-	8,093,226.74	-
00500	11790 Total					43,971,317.00	1,082,068.65	42,899,258.35	-	-	42,899,258.35	-
00500	11860	HEALTHY FAMILIES INDIANA	1000	0	3	3,093,165.00	263,346.67	1,552,287.04	-	-	721,748.72	32,487.62
00500	11860	HEALTHY FAMILIES INDIANA	1000	8	3	-	-	1,277,531.29	-	-	665,919.75	-
00500	11860 Total					3,093,165.00	263,346.67	2,829,818.33	-	-	1,387,668.47	32,487.62
00500	12550	DCS INFO SYS-TECH STATE APPRO	1000	0	3	11,092,263.00	672,701.55	-	-	-	-	-
00500	12550	DCS INFO SYS-TECH STATE APPRO	1000	1	3	-	-	1,646,149.17	-	-	1,647,503.83	(1,354.66)
00500	12550	DCS INFO SYS-TECH STATE APPRO	1000	2	3	-	-	235,237.14	-	-	235,245.11	(7.97)
00500	12550	DCS INFO SYS-TECH STATE APPRO	1000	3	3	-	-	8,110,747.91	-	-	5,956,768.65	(1,126.03)
00500	12550	DCS INFO SYS-TECH STATE APPRO	1000	4	3	-	-	2,804.19	-	-	2,878.79	(74.60)
00500	12550	DCS INFO SYS-TECH STATE APPRO	1000	5	3	-	-	2,037.66	-	-	2,054.06	(16.40)
00500	12550	DCS INFO SYS-TECH STATE APPRO	1000	8	3	-	-	32.29	-	-	32.29	-
00500	12550	DCS INFO SYS-TECH STATE APPRO	1000	9	3	-	-	412,653.09	299.27	-	412,356.04	(2.22)
00500	12550 Total					11,092,263.00	672,701.55	10,409,661.45	2,155,404.56	-	8,256,838.77	(2,581.88)
00500	12735	Independent Living	1000	0	3	22,013.00	22,013.00	-	-	-	-	-
00500	12735 Total					22,013.00	22,013.00	-	-	-	-	-
00500	12736	Case Mgmt Services Approp.	1000	0	3	84,810,701.00	18,960,758.81	-	-	-	-	-
00500	12736	Case Mgmt Services Approp.	1000	1	3	-	-	60,345,245.89	-	-	78,749,483.30	(18,404,237.41)
00500	12736	Case Mgmt Services Approp.	1000	2	3	-	-	804,461.01	-	-	804,461.01	-
00500	12736	Case Mgmt Services Approp.	1000	3	3	-	-	562,787.68	-	-	562,787.68	-
00500	12736	Case Mgmt Services Approp.	1000	4	3	-	-	27,241.03	-	-	27,241.03	-
00500	12736	Case Mgmt Services Approp.	1000	8	3	-	-	510,777.82	-	-	510,777.82	-
00500	12736	Case Mgmt Services Approp.	1000	9	3	-	-	3,599,428.76	-	-	3,599,428.76	-
00500	12736 Total					84,810,701.00	18,960,758.81	65,949,942.19	-	-	84,254,179.60	(18,404,237.41)
00500	13230	CHILD WELFARE ADMIN ST APPRO	1000	0	3	11,643,098.00	834,388.35	-	-	-	-	-
00500	13230	CHILD WELFARE ADMIN ST APPRO	1000	1	3	-	-	6,966,501.78	-	-	6,966,501.78	-
00500	13230	CHILD WELFARE ADMIN ST APPRO	1000	2	3	-	-	1,126,579.03	-	-	1,126,579.03	-
00500	13230	CHILD WELFARE ADMIN ST APPRO	1000	3	3	-	-	1,137,777.86	-	-	1,137,777.86	-
00500	13230	CHILD WELFARE ADMIN ST APPRO	1000	4	3	-	-	38,528.07	-	-	38,528.07	-
00500	13230	CHILD WELFARE ADMIN ST APPRO	1000	5	3	-	-	71,593.08	-	-	71,593.08	-
00500	13230	CHILD WELFARE ADMIN ST APPRO	1000	8	3	-	-	0.15	-	-	0.15	-
00500	13230	CHILD WELFARE ADMIN ST APPRO	1000	9	3	-	-	1,467,729.68	-	-	1,467,729.68	-
00500	13230 Total					11,643,098.00	834,388.35	10,808,709.65	-	-	10,808,709.65	-
00500	15350	YOUTH SERVICE BUREAU	1000	0	5	1,602,970.86	45,970.23	-	-	-	-	-
00500	15350	YOUTH SERVICE BUREAU	1000	3	5	-	-	7,500.00	-	-	7,500.00	-
00500	15350	YOUTH SERVICE BUREAU	1000	6	5	-	-	1,549,560.63	-	-	1,416,556.96	-
00500	15350 Total					1,602,970.86	45,970.23	1,557,060.63	-	-	1,424,056.96	-
00500	16690	PROJECT SAFEPLACE	1000	0	3	112,000.00	-	-	-	-	-	-
00500	16690	PROJECT SAFEPLACE	1000	8	3	-	-	112,000.00	-	-	30,214.53	-
00500	16690	PROJECT SAFEPLACE	1000	3	3	-	-	112,000.00	-	-	81,785.47	-
00500	16690	ADOPTION SVS STATE APPRO	1000	0	3	15,137,953.00	4,712,137.20	-	-	-	-	-
00500	16690	ADOPTION SVS STATE APPRO	1000	1	3	-	-	698,372.66	-	-	3,663,529.77	(2,985,157.11)
00500	16690	ADOPTION SVS STATE APPRO	1000	2	3	-	-	69,826.06	-	-	421,791.24	(351,965.18)
00500	16690	ADOPTION SVS STATE APPRO	1000	3	3	-	-	90,341.83	-	-	571,679.87	(481,338.04)
00500	16690	ADOPTION SVS STATE APPRO	1000	4	3	-	-	8,921.95	-	-	44,402.73	(35,480.78)
00500	16690	ADOPTION SVS STATE APPRO	1000	5	3	-	-	341.56	-	-	8,721.44	-
00500	16690	ADOPTION SVS STATE APPRO	1000	8	3	-	-	9,410,961.51	-	-	9,411,404.87	(443.36)
00500	16690	ADOPTION SVS STATE APPRO	1000	9	3	-	-	147,027.23	-	-	876,757.29	(729,730.06)
00500	16690 Total					15,137,953.00	4,712,137.20	10,425,795.80	-	-	14,998,287.21	(4,572,491.41)
00500	17022	FAMILY & CHILDREN FUND	1000	0	3	2,152,269,327.19	2,339,741.04	-	-	-	-	-

AUDITOR OF STATE
AGENCY APPROPRIATION AND ALLOTMENT TRIAL BALANCE REPORT
 July 1, 2013 through June 30, 2014 (Budget Year 2014; Run Date 7/13/14)

BU	PS FUND	PS Fund Name	CAFR Fund	PT	CTRL	APPROPRIATIONS	APPR BALANCE	ALLOTMENTS	PRE-ENCUMBRANCE	ENCUMBRANCES	EXPENDITURES	ALLOT BALANCE
00503	46885	MEDICAD INDIGENT CARE TRUST	8093	0	6	30,162,991.95	45,762,991.90	(15,599,999.95)	-	-	(15,599,999.95)	-
	46885 Total					30,162,991.95	45,762,991.90	(15,599,999.95)			(15,599,999.95)	
00503	5320	INDIANA CHECK-UP PLAN	5310	0	5	413,073,956.67						
00503	5320	INDIANA CHECK-UP PLAN	5310	1	5			1,016,846.42			1,016,846.42	
00503	5320	INDIANA CHECK-UP PLAN	5310	2	5			27,756.19			27,756.19	
00503	5320	INDIANA CHECK-UP PLAN	5310	3	5			15,679,544.37			14,426,866.38	
00503	5320	INDIANA CHECK-UP PLAN	5310	4	5			6,779.34		1,252,874.99	6,779.34	
00503	5320	INDIANA CHECK-UP PLAN	5310	5	5			314.38			314.38	
00503	5320	INDIANA CHECK-UP PLAN	5310	6	5			360.92			360.92	
00503	5320	INDIANA CHECK-UP PLAN	5310	7	5			53,944,320.51			53,944,320.51	
00503	5320	INDIANA CHECK-UP PLAN	5310	8	5			30,992.34			30,992.34	
00503	5320	INDIANA CHECK-UP PLAN	5310	9	5				1,252,874.99		69,454,226.48	
	5320 Total	Medicaid Revenue	3530	0	6	413,073,956.67	342,367,055.20	70,706,901.47				430,229,835.40
00510	5511	Hospital Assessment Fee (HAF)	3530	0	5	21,659.00	(430,208,176.40)	430,229,835.40	-	-	-	430,229,835.40
00510	5511	Hospital Assessment Fee (HAF)	3530	0	5	21,659.00	(430,208,176.40)	430,229,835.40	-	-	-	430,229,835.40
00503	58029	Qualifying Individual	8000	0	7	24,954,802.81	24,954,802.81					
00503	58029	Qualifying Individual	8000	0	7	403,208.00	403,208.00					
00503	58030	MEDICAD FMAP (REGULAR)	8000	0	7	622,586,706.26	622,586,706.26					
00503	58040	MEDICAD FMAP (IGT)	8000	0	7	6,369,933.37	6,369,933.37					
00503	58079	HIT Admin ARRA	8000	0	7	19,805,641.28	19,805,641.28			595,331.19	55,973,571.26	
00503	62130	FSSA/DHHS Fund	8093	0	7	76,374,543.73	56,568,902.45	595,331.19			55,973,571.26	
00505	16640	EDUCATION EMPLOY RELATIONS BD	1000	1	3	1,045,303,636.36	505,719,507.83	539,584,128.53		50,732,445.14	488,791,604.54	77.85
00505	16640	EDUCATION EMPLOY RELATIONS BD	1000	1	3	584,451.00	42,224.64	542,226.36			542,226.36	77.85
00505	16640	EDUCATION EMPLOY RELATIONS BD	1000	2	3	426,789.00	96,405.12	13,806.52			13,806.52	
00505	16640	EDUCATION EMPLOY RELATIONS BD	1000	3	3			286,693.94		115,118.15	171,575.79	
00505	16640	EDUCATION EMPLOY RELATIONS BD	1000	4	3			13,034.21			13,034.21	
00505	16640	EDUCATION EMPLOY RELATIONS BD	1000	5	3			195.50			195.50	
00505	16640	EDUCATION EMPLOY RELATIONS BD	1000	9	3			16,653.71		218.53	16,435.18	
	16640 Total	Adult Education Distribution	1000	0	3	1,011,240.00	138,629.76	872,610.24		115,336.68	757,273.56	
00510	12555	Adult Education Distribution	1000	0	3	21,015.00	21,015.00					
	12555 Total		1000	0	3	21,015.00	21,015.00					
00510	13089	Work Indiana Program	1000	0	3	2,500,000.00	112,500.00					
00510	13089	Work Indiana Program	1000	0	3			159,102.83			159,102.83	
00510	13089	Work Indiana Program	1000	1	3			6,019.03			6,019.03	
00510	13089	Work Indiana Program	1000	2	3			99,617.32			99,617.32	
00510	13089	Work Indiana Program	1000	3	3			84.73			84.73	
00510	13089	Work Indiana Program	1000	7	3			2,111,214.88		453,813.56	1,657,401.32	
00510	13089	Work Indiana Program	1000	8	3			8,574.69			8,574.69	
00510	13089	Work Indiana Program	1000	9	3			2,886.72			2,886.72	
	13089 Total		1000	0	3	2,500,000.00	112,500.00	2,387,500.00		453,813.56	1,933,686.44	
00510	13091	Dropout Prevention	1000	0	3	6,000,000.00	270,000.00					
00510	13091	Dropout Prevention	1000	0	3			161,148.09			161,148.09	
00510	13091	Dropout Prevention	1000	1	3			6,843.75			6,843.75	
00510	13091	Dropout Prevention	1000	2	3			34,375.00			34,375.00	
00510	13091	Dropout Prevention	1000	3	3			1,671.16			1,671.16	
00510	13091	Dropout Prevention	1000	4	3			235.11			235.11	
00510	13091	Dropout Prevention	1000	7	3			5,476,060.00		1,462,755.00	4,013,305.00	
00510	13091	Dropout Prevention	1000	8	3			11,688.74			11,688.74	
00510	13091	Dropout Prevention	1000	9	3			37,978.15		2,659.29	35,118.86	
	13091 Total		1000	0	3	6,000,000.00	270,000.00	5,730,000.00		1,465,849.40	4,264,150.60	
00510	14061	Adult Vocational Education	1000	0	3	206,125.00	9,276.00					
00510	14061	Adult Vocational Education	1000	3	3			40,693.54			40,693.54	
00510	14061	Adult Vocational Education	1000	7	3			154,206.32		69,872.00	84,334.32	
00510	14061	Adult Vocational Education	1000	8	3			1,949.14			1,949.14	
	14061 Total		1000	0	3	206,125.00	9,276.00	196,849.00		69,872.00	126,977.00	
00510	14845	COMMISSN HISPANIC/LATINO AFFAI	1000	0	5	66,721.44	66,721.44					
00510	14845	COMMISSN HISPANIC/LATINO AFFAI	1000	0	5	66,721.44	66,721.44					
	14845 Total	EMPLOYMENT & TRAINING-ADMIN	1000	0	3	28,615.00	28,615.00					
00510	19850	EMPLOYMENT & TRAINING-ADMIN	1000	0	3	126,266.59						
00510	17700	STATE WORKFORCE DEVELOPMENT FD	1000	0	5			75.00			75.00	
00510	17700	STATE WORKFORCE DEVELOPMENT FD	1000	1	5			105,286.59			105,286.59	
00510	17700	STATE WORKFORCE DEVELOPMENT FD	1000	3	5			20,925.00			20,925.00	
00510	17700	STATE WORKFORCE DEVELOPMENT FD	1000	9	5			126,266.59			126,266.59	
	17700 Total		1000	0	5	126,266.59	(165,664.40)	126,266.59				
00510	47040	SKILLS 2016 TRAINING FUND	6000	0	5	622,144.54						
00510	47040	SKILLS 2016 TRAINING FUND	6000	0	5			47,231.99			9,102.37	38,129.62
00510	47040	SKILLS 2016 TRAINING FUND	6000	2	5			38,489.29			38,489.29	
00510	47040	SKILLS 2016 TRAINING FUND	6000	3	5			209,902.83			125,989.21	38,129.62
00510	47040	SKILLS 2016 TRAINING FUND	6000	4	5			405,614.73		46,385.00	157,906.27	38,129.62
00510	47040	SKILLS 2016 TRAINING FUND	6000	5	5			42,761.89		210,176.84	42,761.89	
00510	47040	SKILLS 2016 TRAINING FUND	6000	8	5			43,829.21			43,829.21	
	47040 Total		6010	0	6	622,144.54	(165,664.40)	787,806.94		256,563.84	302,467.38	228,777.72
00510	48710	PROGRAM INCOME	6010	0	6	407,938.97	407,938.97					
00510	48710	SPECIAL EMPLOYMENT SECURITY	6750	0	6	27,232,225.40	20,071,662.62			188,993.81	5,888,180.34	1,083,398.63

**AUDITOR OF STATE
AGENCY APPROPRIATION AND ALLOTMENT TRIAL BALANCE REPORT
July 1, 2013 through June 30, 2014 (Budget Year 2014; Run Date 7/13/14)**

BU	PS FUND	PS Fund Name	CAFR Fund	PT	CTRL	APPROPRIATIONS	APPR BALANCE	ALLOTMENTS	PRE-ENCUMBRANCE	ENCUMBRANCES	EXPENDITURES	ALLOT BALANCE
00510	52410 Total		8000	0	7	27,232,225.40	20,071,662.62	7,160,562.78	-	188,993.81	5,889,180.34	1,083,398.63
58057	58057	High Growth ARRA				1,442,344.67	1,541,212.08	(98,867.41)	-	-	(98,867.41)	-
00510	58065 Total	UI FAC ARRA Fund	8000	0	7	1,442,344.67	1,541,212.08	(98,867.41)	-	-	(98,867.41)	-
58065	58065	UI FAC ARRA Fund				235,686.65	235,686.65	-	-	-	-	-
00510	58083 Total	WIA OJT ARRA	8000	0	7	235,686.65	235,686.65	-	-	-	-	-
58083	58083	WIA OJT ARRA				139,596.30	139,596.30	-	-	-	-	-
00510	58130 Total	WIA - YOUTH	8000	0	7	139,596.30	139,596.30	-	-	-	-	-
58130	58130	WIA - YOUTH				273,449.00	273,449.00	-	-	-	-	-
00510	58250 Total	UI STATE ADMIN	8000	0	7	1,816,382.51	1,816,382.51	-	-	-	-	-
58250	58250	UI STATE ADMIN				295,813,095.54	144,544,196.21	-	-	-	-	-
00510	62410 Total	DWD DOL Fund	8017	0	7	114,268,899.33	144,544,196.21	-	-	30,458,953.75	1,816,382.51	1,240.34
62410	62410	DWD DOL Fund				258,913,095.54	144,544,196.21	-	-	30,458,953.75	14,084,002.12	1,240.34
00510	62420 Total	DWD DOE4 Fund	8084	0	7	32,154,286.46	32,154,286.46	-	-	7,125,459.75	25,028,078.12	727.61
62420	62420	DWD DOE4 Fund				56,293,695.19	26,139,432.71	-	-	7,125,459.75	25,028,078.12	727.61
00510	62421 Total	DWD DOJ Fund	8016	0	7	20,970.00	20,970.00	-	-	-	-	-
62421	62421	DWD DOJ Fund				20,970.00	20,970.00	-	-	-	-	-
00510	62421 Total	UNEMPLOYMENT COMP TRUST FUND	6760	0	6	569,224,148.85	567,425,664.70	-	-	-	-	-
62421	62421	UNEMPLOYMENT COMP TRUST FUND				569,224,148.85	567,425,664.70	-	-	-	-	-
00510	70030 Total	EMPLOYMENT SECURITY REFUNDS	6760	0	6	(37,222.82)	(21,282.38)	-	-	-	-	-
70030	70030	EMPLOYMENT SECURITY REFUNDS				(37,222.82)	(21,282.38)	-	-	-	-	-
00510	70030 Total	EMPL SECURITY BENEFIT FUND	6760	0	7	2,021,765,305.31	2,021,765,305.31	-	-	-	-	-
70030	70040	EMPL SECURITY BENEFIT FUND				2,021,765,305.31	2,021,765,305.31	-	-	-	-	-
00510	70050 Total	FEDERAL BENEFIT	6760	0	7	537,834,468.54	537,834,468.54	-	-	-	-	-
70050	70050	FEDERAL BENEFIT				537,834,468.54	537,834,468.54	-	-	-	-	-
00510	70060 Total	TRA/DUA BENEFITS	8017	0	7	5,105,913.04	1,218,323.34	-	-	-	-	-
70060	70060	TRA/DUA BENEFITS				5,105,913.04	1,218,323.34	-	-	-	-	-
00510	70060 Total	Unemployment Insure Solvency	6760	0	6	43,318,629.47	62,252,314.31	-	-	-	-	-
70060	70060	Unemployment Insure Solvency				43,318,629.47	62,252,314.31	-	-	-	-	-
00515	60011 Total	PEN Federal Fund	8016	0	7	273,318.03	2,934.22	-	-	-	-	-
60011	60011	PEN Federal Fund				273,318.03	2,934.22	-	-	-	-	-
00515	71350 Total	PEN PRODUCTS OPERATING	5150	0	3	4,511,909.06	403,976.62	-	-	-	-	-
71350	71350	PEN PRODUCTS OPERATING				4,511,909.06	403,976.62	-	-	-	-	-
00515	71350 Total	PEN PRODUCTS OPERATING	5150	1	3	-	-	-	-	-	-	-
71350	71350	PEN PRODUCTS OPERATING				-	-	-	-	-	-	-
00515	71350 Total	PEN PRODUCTS OPERATING	5150	9	3	-	-	-	-	-	-	-
71350	71350	PEN PRODUCTS OPERATING				-	-	-	-	-	-	-
00515	71350 Total	NEW CASTLE-PEN/INDUSTRIES	5150	0	6	4,511,909.06	403,976.62	-	-	28,763.21	4,094,097.91	(14,933.68)
71350	71370	NEW CASTLE-PEN/INDUSTRIES				4,511,909.06	403,976.62	-	-	28,763.21	4,094,097.91	(14,933.68)
00515	71380 Total	PLAINFIELD CORR FAC-PEN/INDUS	5150	0	3	361,803.00	83,431.32	-	-	-	-	-
71380	71380	PLAINFIELD CORR FAC-PEN/INDUS				361,803.00	83,431.32	-	-	-	-	-
00515	71380 Total	PLAINFIELD CORR FAC-PEN/INDUS	5150	4	3	-	-	-	-	-	-	-
71380	71400	PLAINFIELD CORR FAC-PEN/INDUS				-	-	-	-	-	-	-
00515	71400 Total	COMMISSARY	5150	0	3	361,803.00	83,431.32	-	-	335.00	276,956.34	9,699.05
71400	71400	COMMISSARY				361,803.00	83,431.32	-	-	335.00	276,956.34	9,699.05
00515	71400 Total	COMMISSARY	5150	1	3	-	-	-	-	-	-	-
71400	71400	COMMISSARY				-	-	-	-	-	-	-
00515	71400 Total	COMMISSARY	5150	4	3	-	-	-	-	-	-	-
71400	71400	COMMISSARY				-	-	-	-	-	-	-
00515	71400 Total	STATE PRISON-PEN/INDUSTRIES	5150	0	3	20,005,994.00	1,421,127.00	-	-	18,141,309.55	18,141,309.55	-
71400	71420	STATE PRISON-PEN/INDUSTRIES				20,005,994.00	1,421,127.00	-	-	18,141,309.55	18,141,309.55	-
00515	71420 Total	STATE PRISON-PEN/INDUSTRIES	5150	3	3	-	-	-	-	-	-	-
71420	71420	STATE PRISON-PEN/INDUSTRIES				-	-	-	-	-	-	-
00515	71420 Total	STATE PRISON-PEN/INDUSTRIES	5150	9	3	-	-	-	-	-	-	-
71420	71420	STATE PRISON-PEN/INDUSTRIES				-	-	-	-	-	-	-
00515	71430 Total	PENDLETON CORR FAC-PEN/INDUS	5150	0	3	5,225,118.97	1,831,679.54	-	-	19,346.77	3,373,732.30	360.36
71430	71430	PENDLETON CORR FAC-PEN/INDUS				5,225,118.97	1,831,679.54	-	-	19,346.77	3,373,732.30	360.36
00515	71430 Total	PENDLETON CORR FAC-PEN/INDUS	5150	4	3	-	-	-	-	-	-	-
71430	71430	PENDLETON CORR FAC-PEN/INDUS				-	-	-	-	-	-	-
00515	71430 Total	PUNAMVILLE COR FAC-PEN/IND	5150	0	3	1,203,050.00	21,295.97	-	-	6,320.86	1,175,433.17	(446.65)
71430	71440	PUNAMVILLE COR FAC-PEN/IND				1,203,050.00	21,295.97	-	-	6,320.86	1,175,433.17	(446.65)
00515	71440 Total	PUNAMVILLE COR FAC-PEN/IND	5150	0	3	320,085.00	32,576.17	-	-	2,248.38	277,891.31	536.65
71440	71440	PUNAMVILLE COR FAC-PEN/IND				320,085.00	32,576.17	-	-	2,248.38	277,891.31	536.65
00515	71450 Total	WOMENS PRISON-PEN/INDUSTRIES	5150	0	3	10,000.00	10,000.00	-	-	2,248.38	285,170.45	90.00
71450	71450	WOMENS PRISON-PEN/INDUSTRIES				10,000.00	10,000.00	-	-	2,248.38	285,170.45	90.00
00515	71460 Total	WESTVILLE CORR FAC-PEN/IND	5150	0	3	1,575,881.00	181,411.06	-	-	-	-	-
71460	71460	WESTVILLE CORR FAC-PEN/IND				1,575,881.00	181,411.06	-	-	-	-	-
00515	71460 Total	WESTVILLE CORR FAC-PEN/IND	5150	3	3	-	-	-	-	-	-	-
71460	71460	WESTVILLE CORR FAC-PEN/IND				-	-	-	-	-	-	-
00515	71460 Total	WESTVILLE CORR FAC-PEN/IND	5150	9	3	-	-	-	-	-	-	-
71460	71460	WESTVILLE CORR FAC-PEN/IND				-	-	-	-	-	-	-
00515	71470 Total	WABASH VALLEY CORR FAC-PEN	5150	0	3	1,575,881.00	181,411.06	-	-	2,448.56	1,384,551.04	75.08
71470	71470	WABASH VALLEY CORR FAC-PEN				1,575,881.00	181,411.06	-	-	2,448.56	1,384,551.04	75.08
00515	71470 Total	WABASH VALLEY CORR FAC-PEN	5150	3	3	-	-	-	-	-	-	-
71470	71470	WABASH VALLEY CORR FAC-PEN				-	-	-	-	-	-	-
00515	71470 Total	WABASH VALLEY CORR FAC-PEN	5150	9	3	-	-	-	-	-	-	-
71470	71470	WABASH VALLEY CORR FAC-PEN				-	-	-	-	-	-	-
00515	71480 Total	BRANCHVILLE CORR FAC-PEN/IND	5150	0	3	2,702,193.00	70,333.06	-	-	4,612.21	1,389,762.65	75.08
71480	71480	BRANCHVILLE CORR FAC-PEN/IND				2,702,193.00	70,333.06	-	-	4,612.21	1,389,762.65	75.08
00515	71480 Total	BRANCHVILLE CORR FAC-PEN/IND	5150	3	3	-	-	-	-	-	-	-
71480	71480	BRANCHVILLE CORR FAC-PEN/IND				-	-	-	-	-	-	-
00515	71480 Total	BRANCHVILLE CORR FAC-PEN/IND	5150	4	3	-	-	-	-	-	-	-
71480	71480	BRANCHVILLE CORR FAC-PEN/IND				-	-	-	-	-	-	-
00515	71490 Total	CORRECTIONAL IND FACILITY-FOOD	5150	0	3	1,199,626.00	94,536.52	-	-	-	-	-
71490	71490	CORRECTIONAL IND FACILITY-FOOD				1,199,626.00	94,536.52	-	-	-	-	-
00515	71490 Total	CORRECTIONAL IND FACILITY-FOOD	5150	3	3	-	-	-	-	-	-	-
71490	71490	CORRECTIONAL IND FACILITY-FOOD				-	-	-	-	-	-	-
00515	71490 Total	CORRECTIONAL IND FACILITY-FOOD	5150	4	3	-	-	-	-	-	-	-
71490	71490	CORRECTIONAL IND FACILITY-FOOD				-	-	-	-	-	-	-
00515	71490 Total	ROCKVILLE CORR CTR-PEN/INDUS	5150	0	3	513,515.00	123,404.40	-	-	-	-	-
71490	71490	ROCKVILLE CORR CTR-PEN/INDUS				513,515.00	123,404.40	-	-	-	-	-
00515	71500 Total	ROCKVILLE CORR CTR-PEN/INDUS	5150	0	3	513,515.00	123,404.40	-	-	-	-	-
71500	71500	ROCKVILLE CORR CTR-PEN/INDUS				513,515.00	123,404.40	-	-	-	-	-
00515	71500 Total	ROCKVILLE CORR CTR-PEN/INDUS	5150	4	3	-	-	-	-	-	-	-
71500	71500	ROCKVILLE CORR CTR-PEN/INDUS				-	-	-	-	-	-	-

**AUDITOR OF STATE
AGENCY APPROPRIATION AND ALLOTMENT TRIAL BALANCE REPORT
July 1, 2013 through June 30, 2014 (Budget Year 2014; Run Date 7/13/14)**

BU	PS FUND	PS Fund Name	CAFR Fund	PT	CTRL	APPROPRIATIONS	APPR BALANCE	ALLOTMENTS	PRE-ENCUMBRANCE	ENCUMBRANCES	EXPENDITURES	ALLOT BALANCE
00515	71500 Total					961,277.00	282,218.35	679,058.65	-	116,148.89	562,909.68	3.08
00515	71510	STATE PRISON-PENFARM	5150	0	3	7,000.00	7,000.00	-	-	-	-	-
00515	71520	PENDLETON CORR FAC-PENFARM	5150	0	3	10,000.00	5,667.38	4,332.62	-	-	4,332.62	-
00515	71530	PUTNAMVILLE CORR FAC-PENFARM	5150	0	3	10,000.00	5,667.38	4,332.62	-	-	4,332.62	-
00515	71540	MIAMI CORR FACILITY-PENINDUS	5150	0	3	9,000.00	9,000.00	-	-	-	-	-
00515	71540	MIAMI CORR FACILITY-PENINDUS	5150	3	3	4,317,063.00	981,205.72	3,167,060.64	-	-	3,168,670.04	(1,609.40)
00515	71540	MIAMI CORR FACILITY-PENINDUS	5150	4	3	-	-	9,436.25	-	-	9,436.25	-
00515	71540	MIAMI CORR FACILITY-PENINDUS	5150	5	3	-	-	59,689.17	-	-	59,689.17	-
00550	13280	BLIND SCHOOL	1000	1	3	4,517,085.00	967,205.72	3,335,877.28	-	70,235.41	3,265,641.87	538.76
00550	13280	BLIND SCHOOL	1000	2	3	9,789,480.00	815,951.00	8,983,629.00	-	1,315.22	8,982,613.78	-
00550	13280	BLIND SCHOOL	1000	3	3	1,161,550.00	42,728.89	516,671.22	-	-	518,671.22	-
00550	13280	BLIND SCHOOL	1000	4	3	-	-	326,304.72	-	31,467.49	294,847.23	-
00550	13280	BLIND SCHOOL	1000	5	3	-	-	150,921.96	-	-	150,921.96	-
00550	13280	BLIND SCHOOL	1000	9	3	-	-	122,923.21	-	2,814.50	125,737.71	-
00550	19280	ISB GF Const Fund	1000	0	7	10,951,000.00	858,579.89	10,102,450.11	-	35,967.21	10,066,662.90	-
00550	19280	ISB GF Const Fund	1000	7	7	68,809.25	68,809.25	-	-	-	-	-
00550	19280	ISB GF Const Fund	1000	7	7	68,809.25	68,809.25	-	-	-	-	-
00550	19281	Blind School GF PM	1000	0	7	267,111.03	264.22	266,846.81	-	14,443.38	272,404.43	-
00550	46880	DONATIONS	6000	0	6	1,312,732.07	371,953.17	940,778.90	-	1,770.00	511,768.94	427,239.96
00550	46880	DONATIONS	6000	0	6	1,312,732.07	371,953.17	940,778.90	-	1,770.00	511,768.94	427,239.96
00550	48100	MEDICAID REIMBURSEMENT	6000	0	5	393.46	393.46	-	-	-	-	-
00550	62451	ISB DOAg Fund	8010	0	7	122,000.00	24,000.00	98,000.00	-	-	98,000.00	-
00550	63350	ISB DOEd Fund	8084	0	7	302,988.93	180,069.00	122,919.93	-	-	122,919.93	-
00550	70540	ISB Postwar Constr Fund	3800	0	7	2,509,384.00	1,212,634.00	1,296,750.00	-	1,071,797.00	224,953.00	-
00550	13300	DEAF SCHOOL	1000	1	3	13,762,819.30	653,831.59	13,108,987.71	-	-	13,108,987.71	-
00550	13300	DEAF SCHOOL	1000	2	3	2,472,595.75	205,944.05	866,545.70	-	-	866,545.70	-
00550	13300	DEAF SCHOOL	1000	3	3	-	-	1,010,238.73	-	97,788.43	912,450.30	-
00550	13300	DEAF SCHOOL	1000	4	3	-	-	180,955.22	-	2,188.81	178,766.41	-
00550	13300	DEAF SCHOOL	1000	5	3	-	-	27,356.75	-	-	27,356.75	-
00550	13300	DEAF SCHOOL	1000	3	3	-	-	1,447.00	-	-	1,447.00	-
00550	13300	DEAF SCHOOL	1000	9	3	-	-	180,098.30	-	7,896.87	172,201.43	-
00550	19290	ISD GF Const Fund	1000	0	7	16,235,405.05	859,775.64	15,375,629.41	-	107,874.11	15,267,755.30	-
00550	19291	Deaf School GF PM	1000	0	7	5,048.62	5,048.62	-	-	-	-	-
00550	46420	DONATIONS	6000	0	6	285,480.06	80,484.99	204,995.07	-	7,301.61	197,693.46	-
00550	46420	DONATIONS	6000	0	6	285,480.06	80,484.99	204,995.07	-	7,301.61	197,693.46	-
00550	48110	MEDICAID REIMBURSEMENT	6000	0	5	268,415.33	149,073.16	119,342.17	-	571.56	43,862.87	74,907.74
00550	48110	MEDICAID REIMBURSEMENT	6000	0	5	268,415.33	149,073.16	119,342.17	-	571.56	43,862.87	74,907.74
00550	62460	ISD DOEd Fund	8084	0	7	180,910.80	149,093.31	31,817.49	-	805.28	31,012.21	-
00550	62461	ISD DOAg Fund	8010	0	7	361,183.11	117,646.89	243,536.22	-	14,371.06	229,165.16	-
00550	70541	ISB Postwar Construction Fund	3800	0	7	361,362.44	209,391.66	151,970.78	-	14,371.06	229,165.16	-
00570	13310	IND VETERANS HOME	1000	1	3	4,345,084.40	3,328,754.64	1,016,329.76	-	8,315.28	143,655.50	-
00570	13310	IND VETERANS HOME	1000	2	3	13,234,544.31	83,580.18	13,150,964.13	-	70,144.72	946,188.04	-
00570	13310	IND VETERANS HOME	1000	3	3	11,167,526.87	129,365.82	12,899,892.69	-	-	12,899,892.69	-
00570	13310	IND VETERANS HOME	1000	4	3	-	-	4,926,086.33	-	144,674.11	4,781,412.22	-
00570	13310	IND VETERANS HOME	1000	5	3	-	-	1,734,926.65	-	48,309.42	1,686,617.23	33.22
00570	13310	IND VETERANS HOME	1000	8	3	-	-	24,676.42	-	24.26	24,652.16	-
00570	13310	IND VETERANS HOME	1000	9	3	-	-	2,589,725.04	-	431,092.73	2,168,632.31	-
00570	13310	IND VETERANS HOME	1000	9	3	-	-	463,177.18	-	22,913.82	440,263.36	-
00570	17750	INSURANCE RECOVERY	1000	0	5	24,402,071.16	212,946.00	24,189,125.16	-	-	23,962,077.62	33.22
00570	30360	IVH Portrait Restoration Fund	3880	0	5	3,693.34	3,693.34	-	-	-	-	-
00570	45105	IVH MEDICAID REIMBURSEMENT	6000	0	5	24,849.00	24,849.00	-	-	-	-	-
00570	45110	MEDICAID REVENUE	6000	0	5	3,351,313.21	3,351,313.21	-	-	-	-	-
00570	45580	DESIGNATED DONATION	6000	0	6	205,075.44	92,630.35	112,445.09	-	4,944.25	46,770.58	60,730.26
00570	46880	COMFORT - WELFARE FUND	6000	0	5	363,175.54	363,175.54	-	-	4,944.25	46,770.58	60,730.26
00570	58077	Veterans' Home R&R - USDVA	8000	0	7	167,990.63	167,990.63	-	-	-	-	-

AUDITOR OF STATE
AGENCY APPROPRIATION AND ALLOTMENT TRIAL BALANCE REPORT
 July 1, 2013 through June 30, 2014 (Budget Year 2014; Run Date 7/13/14)

BU	PS FUND	PS Fund Name	CAFR Fund	PT	CTRL	APPROPRIATIONS	APPR BALANCE	ALLOTMENTS	PRE-ENCUMBRANCE	ENCUMBRANCES	EXPENDITURES	ALLOT BALANCE
00670	58077 Total					167,990.63	167,990.63					
00645	60645	IVH LSTA Fund	8045	0	7	625.25	625.25					
00657	60645 Total					625.25	625.25					
00657	63371	US Vets Affairs Grant FAI 18-0	8064	0	7	5,416,995.00	792,618.40	4,624,379.60	1,892,392.10		2,731,997.50	
00657	63371 Total					5,416,995.00	792,618.40	4,624,379.60	1,892,392.10		2,731,997.50	
00657	70730	IVH IVH Bldg Fund	3950	0	7	2,115,346.89	1,739,656.49	375,490.40	215,623.00		169,867.40	
00657	70730 Total					2,115,346.89	1,739,656.49	375,490.40	215,623.00		169,867.40	
00657	70731	Vets Home VHF PM	3950	0	7	760,645.70	39,211.40	721,434.30	68,225.26		653,209.04	
00657	70731 Total					760,645.70	39,211.40	721,434.30	68,225.26		653,209.04	
00605	13420	PUBLIC DEFENDER	1000	1	3	5,949,875.00	75,819.42	5,873,755.58			5,873,755.58	
00605	13420	PUBLIC DEFENDER	1000	2	3	973,837.00	177,216.90	21,668.26			21,668.26	
00605	13420	PUBLIC DEFENDER	1000	3	3	-	-	200,009.64			200,009.64	
00605	13420	PUBLIC DEFENDER	1000	4	3	-	-	42,069.05			42,069.05	
00605	13420	PUBLIC DEFENDER	1000	5	3	-	-	45,914.70			45,914.70	
00605	13420	PUBLIC DEFENDER	1000	9	3	-	-	466,956.45			466,956.45	
00607	13440 Total					6,923,412.00	253,036.32	6,670,375.68			6,670,375.68	
00607	13440	HENRYVILLE CORRECTIONAL FAC	1000	1	3	2,800,260.00	12,381.41	2,787,878.59			2,787,878.59	
00607	13440	HENRYVILLE CORRECTIONAL FAC	1000	2	3	338,176.00	150,195.21	109,653.43			109,653.43	
00607	13440	HENRYVILLE CORRECTIONAL FAC	1000	3	3	-	-	4,493.38			4,493.38	
00607	13440	HENRYVILLE CORRECTIONAL FAC	1000	4	3	-	-	43,894.56			43,894.56	
00607	13440	HENRYVILLE CORRECTIONAL FAC	1000	5	3	-	-	1,324.27			1,324.27	
00607	13440	HENRYVILLE CORRECTIONAL FAC	1000	8	3	-	-	241.00			241.00	
00607	13440	HENRYVILLE CORRECTIONAL FAC	1000	9	3	-	-	28,513.71			27,963.16	
00607	13440 Total					2,599,036.00	263,176.62	2,335,859.38	553.55		2,335,035.83	
00607	19321	Henryville Corr Fac GF PM	1000	0	7	25,000.00	7.21	24,992.79	4,569.00		20,423.79	
00610	16780 Total					25,000.00	7.21	24,992.79	4,569.00		20,423.79	
00610	16780	PUBLIC DEFENDER OPERATING	1000	1	3	928,441.00	62,796.24	865,643.76			865,643.76	
00610	16780	PUBLIC DEFENDER OPERATING	1000	3	3	465,536.00	4.00	12,903.60			12,903.60	
00610	16780	PUBLIC DEFENDER OPERATING	1000	4	3	-	-	241,166.80			241,166.80	
00610	16780	PUBLIC DEFENDER OPERATING	1000	5	3	-	-	7,503.64			7,503.64	
00610	16780	PUBLIC DEFENDER OPERATING	1000	8	3	-	-	35,096.87			35,096.87	
00610	16780	PUBLIC DEFENDER OPERATING	1000	9	3	-	-	378.50			378.50	
00610	16780 Total					1,393,976.00	62,800.24	1,321,175.76			1,321,175.76	
00610	45780	TRAINING PROGRAMS	6000	0	6	194,799.19	(60,600.98)	255,400.17			104,906.17	
00610	45780 Total					194,799.19	(60,600.98)	255,400.17			104,906.17	
00610	47070	PUBL DEF COUNCIL-CONF ACCT	6000	0	6	271,726.13	42,544.82	229,181.31			99,828.31	
00610	47070 Total					271,726.13	42,544.82	229,181.31			99,828.31	
00610	62430	PDC DOJ Fund	8016	0	7	608,427.05	189,275.55	419,151.50			419,151.50	
00614	13520 Total					1,631,600.00	53,194.37	1,578,405.63			1,578,405.63	
00614	13520	CHAIN O LAKES CORR FACILITY	1000	1	3	297,995.00	56,931.06	142,067.35			142,067.35	
00614	13520	CHAIN O LAKES CORR FACILITY	1000	3	3	-	-	17,192.92			17,192.92	
00614	13520	CHAIN O LAKES CORR FACILITY	1000	4	3	-	-	64,221.22			64,221.22	
00614	13520	CHAIN O LAKES CORR FACILITY	1000	5	3	-	-	3,004.88			3,004.88	
00614	13520	CHAIN O LAKES CORR FACILITY	1000	9	3	-	-	14,577.57			14,487.57	
00614	13520 Total					1,929,595.00	110,125.43	1,819,469.57			1,806,051.00	
00614	19326	Chain O Lakes Corr Fac GF PM	1000	0	7	44,578.06	445.00	44,133.06			38,738.06	
00615	11070 Total					116,594.00	116,594.00					
00615	11465	DRUG PREVEN & OFFEND TRANS FD	1000	0	5	6,584,085.56					6,584,085.56	
00615	11465	JOHNSON CONTROLS PHASE 2 LEASE	1000	9	5							
00615	11465	JOHNSON CONTROLS PHASE 2 LEASE	1000	2	3	284,489.00	55,379.29				229,109.71	
00615	11465	ESCAPEE COUNSEL-TRIAL EXP	1000	9	3							
00615	13390	ESCAPEE COUNSEL-TRIAL EXP	1000	2	3	284,489.00	55,379.29				229,109.71	
00615	13390	ESCAPEE COUNSEL-TRIAL EXP	1000	9	3							
00615	13400	CO JAIL MISDEMEANT HOUSING	1000	0	3	4,281,071.00		4,281,071.00			4,281,071.00	
00615	13400	CO JAIL MISDEMEANT HOUSING	1000	8	3							
00615	13400	CO JAIL MISDEMEANT HOUSING	1000	3	3							
00615	13430	FOOD SERVICE	1000	0	3	37,303,564.88	1,430,250.11				35,856,534.49	
00615	13430	FOOD SERVICE	1000	3	3							
00615	13460	Plainfield STOP Facility	1000	1	3	1,097,012.14		1,097,012.14			1,097,012.14	
00615	13460	Plainfield STOP Facility	1000	2	3	803,654.39		803,654.39			803,654.39	
00615	13460	Plainfield STOP Facility	1000	3	3	6,960,473.40		6,960,473.40			6,960,473.40	
00615	13460	Plainfield STOP Facility	1000	4	3	257,856.58		257,856.58			25,956.56	
00615	13460	Plainfield STOP Facility	1000	5	3			9.420			9.420	
00615	13460	Plainfield STOP Facility	1000	9	3			9,811.20			9,811.20	
00615	13460 Total					9,396,971.00	478,555.89	8,918,415.12			8,916,500.24	
00615	13460	ADULT CONTRACT BEDS	1000	0	3	5,083,964.64	1,107,662.64					
00615	13460	ADULT CONTRACT BEDS	1000	3	3							
00615	13470	DIV OF STAFF DEVELOP & TRAIN	1000	0	3	3,956,902.00		444,433.80			3,512,468.20	
00615	13470	DIV OF STAFF DEVELOP & TRAIN	1000	1	3	1,107,062.64						
00615	13470	DIV OF STAFF DEVELOP & TRAIN	1000	2	3	1,393,436.95		444,433.80				
00615	13470	DIV OF STAFF DEVELOP & TRAIN	1000	3	3	85,256.67						
00615	13470	DIV OF STAFF DEVELOP & TRAIN	1000	4	3							
00615	13470	DIV OF STAFF DEVELOP & TRAIN	1000	5	3							
00615	13470	DIV OF STAFF DEVELOP & TRAIN	1000	9	3							
00615	13470 Total					9,396,971.00	478,555.89	8,918,415.12			8,916,500.24	
00615	13470	DIV OF STAFF DEVELOP & TRAIN	1000	0	3	3,956,902.00		444,433.80			3,512,468.20	
00615	13470	DIV OF STAFF DEVELOP & TRAIN	1000	1	3	1,107,062.64						
00615	13470	DIV OF STAFF DEVELOP & TRAIN	1000	2	3	1,393,436.95		444,433.80				
00615	13470	DIV OF STAFF DEVELOP & TRAIN	1000	3	3	85,256.67						
00615	13470	DIV OF STAFF DEVELOP & TRAIN	1000	4	3							
00615	13470	DIV OF STAFF DEVELOP & TRAIN	1000	5	3							
00615	13470	DIV OF STAFF DEVELOP & TRAIN	1000	9	3							
00615	13470	DIV OF STAFF DEVELOP & TRAIN	1000	9	3							

**AUDITOR OF STATE
AGENCY APPROPRIATION AND ALLOTMENT TRIAL BALANCE REPORT
July 1, 2013 through June 30, 2014 (Budget Year 2014; Run Date 7/13/14)**

BU	PS FUND	CAFR Fund	PS Fund Name	APPROPRIATIONS	APPR BALANCE	ALLOTMENTS	PRE-ENCUMBRANCE	ENCUMBRANCES	EXPENDITURES	ALLOT BALANCE
	13470 Total			1,478,695.62		1,478,695.62		3,828.95	1,474,866.67	
06615	13490	1000	PAROLE DIVISION	9,832,400.74		9,832,400.74			9,832,400.74	
06615	13490	1000	PAROLE DIVISION	773,957.27	48.40	155,290.65			155,290.65	
06615	13490	1000	PAROLE DIVISION			52,115.39		23,313.24	28,802.15	
06615	13490	1000	PAROLE DIVISION			281,864.33		7,048.79	274,814.54	
06615	13490	1000	PAROLE DIVISION			13,769.24		116.48	13,652.76	
06615	13490	1000	PAROLE DIVISION			32,815.70			32,815.70	
06615	13490	1000	PAROLE DIVISION			238,053.56		12,100.83	225,952.73	
	13490 Total			10,606,395.01	48.40	10,606,395.61		42,880.34	10,563,735.27	
06615	13500	1000	CORRECTIONS DEPARTMENT	9,974,279.79	17,604.04	9,974,279.79			9,974,279.79	
06615	13500	1000	CORRECTIONS DEPARTMENT	3,842,964.30	1,336,061.08	3,842,964.30			3,842,964.30	
06615	13500	1000	CORRECTIONS DEPARTMENT	7,962,179.08		1,655,807.19		117,208.53	1,538,598.66	
06615	13500	1000	CORRECTIONS DEPARTMENT			104,469.05		25,639.21	78,829.84	
06615	13500	1000	CORRECTIONS DEPARTMENT			102,803.57			102,803.57	
06615	13500	1000	CORRECTIONS DEPARTMENT			(86,806.92)			(86,806.92)	
06615	13500	1000	CORRECTIONS DEPARTMENT			1,076,379.91		215.27	1,076,164.64	
	13500 Total			17,974,862.91	1,353,665.12	16,621,197.79		143,085.01	16,467,181.22	10,153.56
06615	13510	1000	INDIANA PAROLE BOARD	99,446.38	2,499.61	99,446.38			99,446.38	
06615	13510	1000	INDIANA PAROLE BOARD	17,685.00		717.09			17,685.00	
06615	13510	1000	INDIANA PAROLE BOARD			3,652.59			3,652.59	
06615	13510	1000	INDIANA PAROLE BOARD			192.98			192.98	
06615	13510	1000	INDIANA PAROLE BOARD			6,242.67		798.55	5,444.12	
	13510 Total			757,415.00	101,947.99	655,468.01		798.55	654,669.46	
06615	13580	1000	INFORMATION MANAGEMENT SVC	872,061.93		872,061.93			872,061.93	
06615	13580	1000	INFORMATION MANAGEMENT SVC	236,864.07	161,430.99	312.30		12.42	22,862.58	
06615	13580	1000	INFORMATION MANAGEMENT SVC			52,425.78			52,425.78	
	13580 Total			1,108,926.00	161,430.99	947,495.01		12.42	947,482.59	
06615	13770	1000	Educational Services	8,919,470.00	533,573.72	8,919,470.00			8,919,470.00	
06615	13770	1000	Educational Services			8,281,057.15		1,178,962.49	7,102,094.66	
06615	13770	1000	Educational Services			97,000.00			97,000.00	
06615	13770	1000	Educational Services			939.13		50.00	889.13	
	13770 Total			8,919,470.00	533,573.72	8,385,896.28		1,179,012.49	7,206,883.79	
06615	13830	1000	JUVENILE TRANSITION	593,461.35		593,461.35			593,461.35	
06615	13830	1000	JUVENILE TRANSITION	3,191,331.56	334,439.17	1,800.90			1,800.90	
06615	13830	1000	JUVENILE TRANSITION			1,956,494.16		194,304.84	1,762,189.32	
06615	13830	1000	JUVENILE TRANSITION			17,056.00		110.40	16,945.60	
06615	13830	1000	JUVENILE TRANSITION			105,579.50		105,480.00	99.50	
06615	13830	1000	JUVENILE TRANSITION			743,392.30			743,392.30	
06615	13830	1000	JUVENILE TRANSITION			32,569.53			32,569.53	
	13830 Total			3,784,792.91	334,439.17	3,450,353.74		299,895.24	3,150,458.50	
06615	15360	1000	EMERGENCY RESPONSE	686,560.00	114,609.91	581,750.09			581,750.09	
06615	15360	1000	EMERGENCY RESPONSE	123,700.00	64,174.69	3,602.98			3,602.98	
06615	15360	1000	EMERGENCY RESPONSE			27,621.59			27,621.59	
06615	15360	1000	EMERGENCY RESPONSE			26,270.76		68.91	26,201.85	
06615	15360	1000	EMERGENCY RESPONSE			2,029.98			2,029.98	
	15360 Total			820,260.00	178,984.60	641,275.40		68.91	641,206.49	
06615	16420	1000	COUNTY MAINT OF STATE OFFENDER	11,960,723.64		379,378.64			379,378.64	
06615	16420	1000	COUNTY MAINT OF STATE OFFENDER			11,581,345.00			11,581,345.00	
06615	16420	1000	COUNTY MAINT OF STATE OFFENDER			11,960,723.64			11,960,723.64	
	16420 Total			11,960,723.64		11,960,723.64			11,960,723.64	
06615	17085	1000	JOHNSON CONTROLS PHASE 1 LEASE	15.29	15.29					
06615	17710	1000	EXCESS OF \$1.5 MIL FROM 515 FD	5,794,232.98	5,794,232.98					
06615	17710	1000	EXCESS OF \$1.5 MIL FROM 515 FD	386,680.14	274,537.42					
	17710 Total			5,980,915.12	5,794,232.98					
06615	17760	1000	JUVENILE TRAVEL EXPENSES			2,622.90		345.49	2,277.41	
06615	17760	1000	JUVENILE TRAVEL EXPENSES			9,216.74		570.00	8,646.74	
06615	17760	1000	JUVENILE TRAVEL EXPENSES			13,737.38		297.32	13,440.06	
06615	17760	1000	JUVENILE TRAVEL EXPENSES			42,163.29			42,163.29	
06615	17760	1000	JUVENILE TRAVEL EXPENSES			54,082.41			54,082.41	
	17760 Total			396,680.14	274,537.42	121,842.72		1,212.81	120,814.26	15.65
06615	17790	1000	COMMUNITY CORRECTIONS PROGRAM	42,244,860.85	1,303,246.23	439,846.78			439,846.78	
06615	17790	1000	COMMUNITY CORRECTIONS PROGRAM			1,300.43			1,300.43	
06615	17790	1000	COMMUNITY CORRECTIONS PROGRAM			7,146.93		8,150.00	(1,003.07)	
06615	17790	1000	COMMUNITY CORRECTIONS PROGRAM			3,152.41			3,152.41	
06615	17790	1000	COMMUNITY CORRECTIONS PROGRAM			137.00			137.00	
06615	17790	1000	COMMUNITY CORRECTIONS PROGRAM			40,479,886.30			40,479,886.30	
06615	17790	1000	COMMUNITY CORRECTIONS PROGRAM			9,536.87			9,536.87	
	17790 Total			42,244,860.85	1,303,246.23	40,941,634.62		8,150.00	40,933,484.62	
06615	17800	1000	WORK RELEASE IC 11-10-9-6.5	42,845.02	42,845.02					
06615	18790	1000	MEDICAL SERVICE PAYMENTS	106,311,180.23	400,000.00	51,404.87			51,404.87	
06615	18790	1000	MEDICAL SERVICE PAYMENTS			105,859,775.36			105,859,775.36	
	18790 Total			106,311,180.23	400,000.00	105,911,180.23			105,911,180.23	
06615	19331	1000	Corrections GF PM	50,000.00	197.40	49,802.60		1,786.95	48,015.65	

AUDITOR OF STATE
AGENCY APPROPRIATION AND ALLOTMENT TRIAL BALANCE REPORT
 July 1, 2013 through June 30, 2014 (Budget Year 2014; Run Date 7/13/14)

BU	PS FUND	CAFR Fund	PT	CTRL	APPROPRIATIONS	APPR BALANCE	ALLOTMENTS	PRE-ENCUMBRANCE	ENCUMBRANCES	EXPENDITURES	ALLOT BALANCE
0615	19331 Total				50,000.00	197.40	49,802.60	-	1,786.95	48,015.65	-
0615	31320	2090	0	5	740,435.73	594,371.88	-	-	-	-	-
0615	31320	2090	2	5	-	-	270.45	-	-	270.45	-
0615	31320	2090	3	5	-	-	133,911.59	59,130.07	-	74,781.52	-
0615	31320	2090	9	5	-	-	11,881.81	-	-	11,881.81	-
0615	31320 Total				740,435.73	594,371.88	146,063.85	59,130.07	-	86,933.78	-
0615	33310	2360	0	3	150,000.00	-	-	-	-	150,000.00	-
0615	33310	2360	3	3	-	-	-	-	-	-	-
0615	33310 Total				150,000.00	-	-	-	-	150,000.00	-
0615	41712	3900	0	5	29.55	3.95	-	-	-	-	-
0615	41712	3900	9	5	29.55	3.95	25.60	-	-	29.55	-
0615	41712 Total				29.55	3.95	25.60	-	-	29.55	-
0615	41714	3900	0	5	2,572,257.59	101.34	-	-	-	2,218,439.95	-
0615	41714	3900	1	5	-	-	2,218,439.95	-	-	158,718.69	-
0615	41714	3900	2	5	-	-	158,718.69	-	-	21,785.85	-
0615	41714	3900	3	5	-	-	21,785.85	160.23	-	64,623.57	-
0615	41714	3900	4	5	-	-	64,623.57	-	-	84,467.20	-
0615	41714	3900	5	5	-	-	84,467.20	-	-	46,767.36	-
0615	41714	3900	8	5	-	-	24,141.36	90.00	-	24,141.36	-
0615	41714	3900	9	5	-	-	-	-	-	-	-
0615	41714 Total				2,572,257.59	101.34	2,572,156.65	250.23	-	2,571,906.42	-
0615	41720	3900	0	6	40.00	40.00	-	-	-	-	-
0615	41720	3900	6	6	40.00	40.00	-	-	-	-	-
0615	41722	3900	0	5	10,149.61	10,149.61	-	-	-	-	-
0615	41722	3900	2	5	-	-	-	-	-	-	-
0615	41722	3900	9	5	-	-	0.27	-	-	0.27	-
0615	41722 Total				10,149.61	10,149.61	0.27	-	-	10,149.54	-
0615	44015	6000	0	5	10,149.61	10,149.61	-	-	-	10,149.61	-
0615	44015	6000	5	5	314.90	314.90	-	-	-	-	-
0615	46270	6000	0	6	268,204.18	(226,586.51)	484,790.69	-	-	250,000.00	-
0615	46270	6000	6	6	268,204.18	(226,586.51)	484,790.69	-	-	250,000.00	-
0615	46825	6000	0	6	135,241.90	(14,241.45)	149,483.35	-	-	120,000.00	-
0615	46825	6000	6	6	135,241.90	(14,241.45)	149,483.35	-	-	120,000.00	-
0615	47205	6000	0	5	9,893,126.04	6,191,665.61	-	-	-	2,666,440.80	-
0615	47205	6000	3	5	-	-	3,382,937.76	-	-	2,423,020.30	-
0615	47205	6000	4	5	-	-	113,467.07	-	-	38,474.90	-
0615	47205	6000	5	5	-	-	204,530.33	-	-	204,530.33	-
0615	47205	6000	9	5	-	-	525.27	110.00	-	415.27	-
0615	47205 Total				9,893,126.04	6,191,665.61	3,701,460.43	1,035,019.63	-	2,666,440.80	-
0615	47910	6000	0	5	195,467.40	102,398.07	-	-	-	-	-
0615	47910	6000	3	5	-	-	89,240.36	1,714.40	-	87,525.96	-
0615	47910	6000	4	5	-	-	180.00	-	-	180.00	-
0615	47910	6000	5	5	-	-	1,000.00	-	-	1,000.00	-
0615	47910	6000	8	5	-	-	2,648.97	1,615.00	-	1,033.97	-
0615	47910 Total				195,467.40	102,398.07	93,068.33	3,329.40	-	89,739.93	-
0615	48540	6000	0	5	47,736.04	-	-	-	-	-	-
0615	48540	6000	3	5	-	-	47,736.04	-	-	47,736.04	-
0615	48540	6000	6	6	47,736.04	(15,807.75)	47,736.04	-	-	31,249.66	-
0615	48540	6000	9	5	76,149.56	(15,807.75)	91,957.31	-	-	31,249.66	-
0615	48540 Total				123,881.60	81,130.32	130,664.33	-	-	60,707.65	-
0615	48877	2960	0	3	1.00	1.00	-	-	-	-	-
0615	48877	2960	3	3	-	-	-	-	-	-	-
0615	55310	8084	0	7	1,925,032.61	470,368.23	1,454,664.38	322,429.73	-	1,132,234.65	-
0615	62500	8016	0	7	1,925,032.61	470,368.23	1,454,664.38	322,429.73	-	1,132,234.65	-
0615	62510	8016	0	7	5,558,518.86	1,903,542.49	3,654,976.37	587,745.27	-	3,067,231.10	-
0615	62510	8016	7	7	5,558,518.86	1,903,542.49	3,654,976.37	587,745.27	-	3,067,231.10	-
0615	62540	8016	0	7	2,772,695.29	1,064,538.41	1,708,070.88	19,500.20	-	1,688,570.68	-
0615	62540	8016	7	7	2,772,695.29	1,064,538.41	1,708,070.88	19,500.20	-	1,688,570.68	-
0615	62555	8016	0	7	1,907,935.36	890,793.28	1,017,043.08	-	-	1,017,043.08	-
0615	62555	8016	7	7	1,907,935.36	890,793.28	1,017,043.08	-	-	1,017,043.08	-
0615	70544	6000	0	7	1,316,480.57	123,510.78	1,192,679.79	70,550.00	-	1,122,129.79	-
0615	71360	6000	0	6	403,284.49	(297,787.86)	695,072.35	27,321.93	-	357,634.20	-
0615	71360	6000	6	6	403,284.49	(297,787.86)	695,072.35	27,321.93	-	357,634.20	-
0615	71360	6000	9	3	10,643,024.13	-	10,643,024.13	-	-	10,643,024.13	-
0615	13700	1000	1	3	-	-	267,352.20	-	-	267,352.20	-
0615	13700	1000	2	3	-	-	581,986.64	4,598.81	-	586,585.45	-
0615	13700	1000	3	3	-	-	160,361.94	-	-	160,361.94	-
0615	13700	1000	4	3	-	-	75,807.33	-	-	75,807.33	-
0615	13700	1000	9	3	-	-	-	-	-	-	-
0615	13700 Total				11,209,447.91	59,649.41	11,209,447.91	4,598.81	-	11,204,849.10	-
0615	19341	1000	0	7	60,000.00	350.59	59,649.41	-	-	59,649.41	-
0615	19341	1000	7	7	60,000.00	350.59	59,649.41	-	-	59,649.41	-
0615	62545	8045	0	7	1,005.66	527.76	480.90	-	-	480.90	-
0615	62545	8045	7	7	1,005.66	527.76	480.90	-	-	480.90	-
0615	13600	1000	1	3	27,624,180.29	229,514.34	27,853,694.63	-	-	27,624,180.29	-
0615	13600	1000	2	3	4,387,662.71	-	4,387,662.71	-	-	4,387,662.71	-
0615	13600	1000	3	3	-	-	76,393.48	2,890.10	-	79,283.58	-
0615	13600	1000	4	3	-	-	980,612.12	29,982.85	-	1,010,594.97	-
0615	13600 Total				32,419,445.71	229,514.34	33,642,352.94	32,863.05	-	32,914,821.65	-
0615	76755	1000	4	3	-	-	-	-	-	767.55	-

AUDITOR OF STATE
AGENCY APPROPRIATION AND ALLOTMENT TRIAL BALANCE REPORT
 July 1, 2013 through June 30, 2014 (Budget Year 2014; Run Date 7/13/14)

BU	PS FUND	CAFR Fund	PT	CTRL	APPROPRIATIONS	APPR BALANCE	ALLOTMENTS	PRE-ENCUMBRANCE	ENCUMBRANCES	EXPENDITURES	ALLOT BALANCE
00618	13600	1000	5	3	-	-	51,767.68	-	-	51,767.68	-
00618	13600	1000	9	3	-	-	200,176.72	-	-	200,176.72	-
00618	13600	1000	0	7	32,011,643.00	229,514.34	31,782,328.66	-	32,852.95	31,749,475.71	767.55
00618	19361	1000	0	7	454,620.33	5,001.96	449,618.37	-	46,857.46	402,760.91	-
00618	62545	8045	0	7	118.21	118.21	-	-	46,857.46	46,857.46	-
00620	13550	1000	1	3	30,752,910.31	118.21	-	-	-	-	-
00620	13550	1000	2	3	5,360,113.66	-	30,752,910.31	-	-	30,752,910.31	-
00620	13550	1000	3	3	-	-	3,999,133.41	-	17,850.80	3,999,133.41	-
00620	13550	1000	4	3	-	-	154,812.70	-	3,817.60	136,961.90	-
00620	13550	1000	5	3	-	-	980,680.80	-	-	977,043.20	-
00620	13550	1000	6	3	-	-	38,093.04	-	-	38,093.04	-
00620	13550	1000	9	3	-	-	370.00	-	-	370.00	-
00620	19381	1000	0	7	36,113,023.97	702.82	36,113,023.97	-	21,663.40	36,091,360.57	-
00620	62545	8084	0	7	552,353.63	702.82	551,650.81	-	11,505.93	540,144.88	-
00620	62545	8045	0	7	980.00	980.00	-	-	11,505.93	940,184.86	-
00620	62545	8045	0	7	1.40	1.40	-	-	-	-	-
00620	70560	3800	0	7	2,937,463.42	1,057,736.94	1,879,726.48	-	1,045,273.67	834,452.81	-
00630	13610	1000	1	3	26,526,273.21	657,057.63	26,526,273.21	-	1,045,273.67	26,526,273.21	-
00630	13610	1000	2	3	2,892,397.11	-	2,892,397.11	-	27,907.89	2,892,397.11	-
00630	13610	1000	3	3	305,887.55	-	305,887.55	-	14,054.83	277,959.66	-
00630	13610	1000	4	3	1,140,754.12	-	1,140,754.12	-	9,223.57	1,126,699.29	-
00630	13610	1000	5	3	-	-	681.00	-	-	681.00	-
00630	13610	1000	8	3	-	-	269,845.81	-	-	269,845.81	-
00630	13610	1000	9	3	31,802,100.00	657,057.63	31,145,042.37	-	41,962.72	31,103,079.65	-
00630	17810	1000	0	5	6,995,089.92	6,995,089.92	-	-	-	-	-
00630	19391	1000	0	7	574,458.78	819.77	573,639.01	-	24,636.32	549,002.69	-
00630	47310	6000	0	6	178.22	178.22	-	-	24,636.32	549,002.69	-
00630	47510	6000	0	6	179.97	179.97	-	-	-	-	-
00630	70552	3800	0	7	4,063,678.85	1,129,617.75	2,933,961.10	-	676,126.54	2,257,834.56	-
00635	13620	1000	1	3	19,289,608.12	-	19,289,608.12	-	676,126.54	19,289,608.12	-
00635	13620	1000	2	3	1,232,873.38	-	1,232,873.38	-	-	-	-
00635	13620	1000	3	3	-	-	107,851.95	-	27,757.01	80,094.94	-
00635	13620	1000	4	3	-	-	327,268.50	-	3,159.00	324,109.50	-
00635	13620	1000	5	3	-	-	9,978.52	-	-	9,978.52	-
00635	13620	1000	9	3	20,522,481.50	20,522,481.50	-	-	30,916.01	20,491,565.49	-
00635	19401	1000	0	7	301,384.51	4,937.05	296,447.46	-	2,208.50	294,239.96	-
00635	70554	3800	0	7	1,223,614.36	370,412.66	853,201.70	-	656,175.00	197,026.70	-
00640	13640	1000	1	3	10,437,608.00	417,855.41	10,242,955.35	-	656,175.00	10,242,955.35	-
00640	13640	1000	2	3	1,396,525.00	-	1,396,525.00	-	-	582,300.58	-
00640	13640	1000	3	3	-	-	582,300.58	-	1,436.79	58,187.09	-
00640	13640	1000	4	3	-	-	238,845.51	-	128.61	238,716.90	-
00640	13640	1000	5	3	-	-	40.00	-	-	1,176.07	-
00640	13640	1000	8	3	-	-	96,683.55	-	5,345.66	91,337.89	-
00640	13640	1000	9	3	11,854,035.00	612,408.06	11,221,626.94	-	6,911.06	11,214,715.88	-
00640	19411	1000	0	7	177,441.21	2,804.29	174,636.92	-	1,038.27	173,598.65	-
00640	62545	8045	0	7	12.18	12.18	-	-	1,038.27	173,598.65	-
00640	70556	3800	0	7	62,463.87	2,293.44	60,170.43	-	-	60,170.43	-
00645	13850	1000	2	3	37,927,450.89	290,406.86	37,619,038.94	-	-	37,619,038.94	-
00645	13850	1000	3	3	-	-	78.27	-	-	78.27	-
00645	13850	1000	5	3	-	-	31,637,085.03	-	-	31,637,085.03	-
00645	13850	1000	9	3	50,000.00	162.01	49,837.99	-	-	49,837.99	-
00645	19421	1000	0	7	290,408.86	290,408.86	-	-	-	26,982,599.76	-
00650	13670	1000	1	3	26,982,516.40	16.64	26,982,533.04	-	-	1,485,806.32	-
00650	13670	1000	3	3	3,487,860.60	698,876.18	3,487,860.60	-	-	15,728.20	-
00650	13670	1000	4	3	-	-	262,823.22	-	-	247,095.02	-
00650	13670	1000	5	3	-	-	727,440.08	-	-	727,440.08	-
00650	13670	1000	8	3	-	-	53,831.08	-	-	53,831.08	-
00650	13670	1000	9	3	-	-	64.00	-	-	64.00	-

AUDITOR OF STATE
AGENCY APPROPRIATION AND ALLOTMENT TRIAL BALANCE REPORT
 July 1, 2013 through June 30, 2014 (Budget Year 2014; Run Date 7/13/14)

BU	PS FUND	CAFR Fund	PT	CTRL	APPROPRIATIONS	APPR BALANCE	ALLOTMENTS	PRE-ENCUMBRANCE	ENCUMBRANCES	EXPENDITURES	ALLOT BALANCE
00650	13670	1000	9	3	30,470,277.00	698,892.82	258,819.72	-	2,183.88	256,635.84	-
	13670 Total										
00650	19431	1000	0	7	413,953.92	1,744.31	29,771,384.18	18,263.05	18,263.05	29,783,121.13	-
	19431 Total										
00650	45670	6000	0	6	413,953.92	1,744.31	412,209.61	39,694.03	39,694.03	372,625.58	-
	45670 Total										
00650	47190	6000	0	6	10.61	10.61	-	-	-	-	-
	47190 Total										
00650	70558	3800	0	7	311.95	311.95	-	-	-	-	-
	70558 Total										
00655	13880	1000	1	3	15,866,578.02	702,732.92	843,649.00	439,298.00	439,298.00	404,351.00	-
	13880 Total										
00655	13880	1000	2	3	1,008,325.61	-	15,866,578.02	-	-	15,866,578.02	-
	13880 Total										
00655	13880	1000	3	3	77,190.43	-	595,353.49	3,900.31	3,900.31	596,353.49	-
	13880 Total										
00655	13880	1000	4	3	228,235.16	-	77,190.43	-	-	228,235.16	-
	13880 Total										
00655	13880	1000	5	3	25,737.20	-	25,737.20	-	-	25,737.20	-
	13880 Total										
00655	13880	1000	6	3	4,002.91	-	4,002.91	-	-	4,002.91	-
	13880 Total										
00655	13880	1000	7	3	115,575.75	-	115,575.75	-	-	115,575.75	-
	13880 Total										
00655	13880	1000	8	3	115,575.75	-	115,575.75	-	-	115,575.75	-
	13880 Total										
00655	19441	1000	0	7	16,874,932.63	613.68	16,874,932.63	3,900.31	3,900.31	16,874,932.63	-
	19441 Total										
00655	70578	3800	0	7	150,000.00	613.68	149,386.32	10,600.40	10,600.40	139,785.92	-
	70578 Total										
00660	13710	1000	1	3	1,078,488.00	106,606.64	1,078,488.00	-	-	1,078,488.00	-
	13710 Total										
00660	13710	1000	2	3	6,590,847.00	214,754.55	6,484,240.36	-	-	6,484,240.36	-
	13710 Total										
00660	13710	1000	3	3	1,078,738.00	114,893.27	1,078,738.00	11,841.19	11,841.19	1,034,206.81	-
	13710 Total										
00660	13710	1000	4	3	157,941.30	3,094.42	157,941.30	25,021.81	25,021.81	132,919.49	-
	13710 Total										
00660	13710	1000	5	3	3,094.42	-	3,094.42	-	-	3,094.42	-
	13710 Total										
00660	13710	1000	9	3	7,669,858.00	321,361.19	7,348,223.81	4,360.99	4,360.99	7,306,998.82	-
	13710 Total										
00660	17830	1000	0	5	1,478.28	1,388.28	-	-	-	90.00	-
	17830 Total										
00660	19451	1000	0	7	1,478.28	1,388.28	90.00	90.00	90.00	90.00	-
	19451 Total										
00660	43960	6000	0	6	195,089.99	1,477.50	193,612.49	10,312.20	10,312.20	183,300.29	-
	43960 Total										
00660	43960	6000	0	6	2,138.00	2,138.00	193,612.49	10,312.20	10,312.20	183,300.29	-
	43960 Total										
00660	45690	6000	0	6	689.81	689.81	-	-	-	-	-
	45690 Total										
00660	70560	3800	0	7	3,440.02	793.12	2,646.90	-	-	2,646.90	-
	70560 Total										
00661	13720	1000	1	3	3,826,629.14	82,570.31	3,826,629.14	-	-	3,826,629.14	-
	13720 Total										
00661	13720	1000	2	3	170,530.41	9,825.92	82,570.31	343.02	343.02	82,570.31	-
	13720 Total										
00661	13720	1000	3	3	-	-	47,772.26	-	-	47,772.26	-
	13720 Total										
00661	13720	1000	4	3	-	-	78.20	-	-	78.20	-
	13720 Total										
00661	13720	1000	5	3	-	-	888.80	-	-	888.80	-
	13720 Total										
00661	13720	1000	9	3	-	-	29,384.92	180.00	180.00	29,204.92	-
	13720 Total										
00661	19456	1000	0	7	3,997,159.55	2,321.98	3,997,159.55	523.02	523.02	3,996,636.53	-
	19456 Total										
00661	62500	8084	0	7	40,375.25	2,321.98	38,057.27	2,602.60	2,602.60	35,454.67	-
	62500 Total										
00665	13730	1000	1	3	34,946,980.28	580.00	34,946,400.28	-	-	34,946,400.28	-
	13730 Total										
00665	13730	1000	2	3	3,937,891.99	-	2,659,641.93	-	-	2,659,641.93	-
	13730 Total										
00665	13730	1000	3	3	-	-	147,757.00	24,474.74	24,474.74	123,282.26	-
	13730 Total										
00665	13730	1000	4	3	-	-	843,056.05	77.00	77.00	843,056.05	-
	13730 Total										
00665	13730	1000	5	3	-	-	17,897.31	-	-	17,897.31	-
	13730 Total										
00665	13730	1000	9	3	-	-	269,639.70	-	-	269,639.70	-
	13730 Total										
00665	19461	1000	0	7	38,884,872.27	580.00	38,884,872.27	24,551.74	24,551.74	38,859,871.53	-
	19461 Total										
00665	62545	8045	0	7	282,046.29	1,571.57	280,474.72	12,034.95	12,034.95	268,439.77	-
	62545 Total										
00667	13740	1000	1	3	6,887,391.68	60.86	6,887,391.68	-	-	6,887,391.68	-
	13740 Total										
00667	13740	1000	2	3	1,087,275.36	-	764,524.97	500.66	500.66	764,524.97	-
	13740 Total										
00667	13740	1000	3	3	-	-	8,466.94	-	-	8,466.94	-
	13740 Total										
00667	13740	1000	4	3	-	-	233,046.91	89.99	89.99	232,956.92	-
	13740 Total										
00667	13740	1000	5	3	-	-	89.00	-	-	89.00	-
	13740 Total										
00667	13740	1000	9	3	-	-	81,080.34	3,284.21	3,284.21	77,796.13	-
	13740 Total										
00667	19471	1000	0	7	7,974,867.04	85.53	7,974,867.04	3,974.86	3,974.86	7,970,892.18	-
	19471 Total										
00667	70563	3800	0	7	233,248.84	85.53	233,163.31	31,425.56	31,425.56	201,737.75	-
	70563 Total										
00670	47290	6000	0	6	105,657.74	22,016.00	83,641.74	82,200.00	82,200.00	1,441.74	-
	47290 Total										
00672	14535	1000	1	3	5,912.98	5,912.98	-	-	-	4,535,754.49	-
	14535 Total										

AUDITOR OF STATE
AGENCY APPROPRIATION AND ALLOTMENT TRIAL BALANCE REPORT
 July 1, 2013 through June 30, 2014 (Budget Year 2014; Run Date 7/13/14)

BU	PS FUND	PS Fund Name	CAFR Fund	PT	CTRL	APPROPRIATIONS	APPR BALANCE	ALLOTMENTS	PRE-ENCUMBRANCE	ENCUMBRANCES	EXPENDITURES	ALLOT BALANCE
00697	13860	EDINBURGH CORR FACILITY	1000	2	3	312,488.18	8.95	125,467.18	-	-	125,467.18	-
00697	13860	EDINBURGH CORR FACILITY	1000	3	3	-	-	7,544.74	-	-	7,544.74	-
00697	13860	EDINBURGH CORR FACILITY	1000	4	3	-	-	121,526.40	-	243.36	121,283.04	-
00697	13860	EDINBURGH CORR FACILITY	1000	5	3	-	-	10,773.02	-	-	10,773.02	-
00697	13860	EDINBURGH CORR FACILITY	1000	9	3	-	-	47,167.89	-	786.42	46,381.47	-
00697	13860	EDINBURGH CORR FACILITY	1000	0	7	3,623,819.78	8.95	3,623,810.83	-	1,029.78	3,622,781.05	-
00697	19536	Edinburgh Corr Fac GF PM	1000	1	3	40,000.00	166.56	39,833.44	-	1,020.01	38,813.43	-
00700	11100	NON-ENGLISH SPEAKING PROGRAM	1000	2	3	50,741.10	166.56	50,741.10	-	1,020.01	49,721.10	-
00700	11100	NON-ENGLISH SPEAKING PROGRAM	1000	3	3	4,949,256.90	241,856.26	36.44	-	-	36.44	-
00700	11100	NON-ENGLISH SPEAKING PROGRAM	1000	7	3	-	-	97.29	-	-	97.29	-
00700	11100	NON-ENGLISH SPEAKING PROGRAM	1000	9	3	-	-	4,706,810.52	-	-	4,706,810.52	-
00700	11100	NON-ENGLISH SPEAKING PROGRAM	1000	0	3	5,000,000.00	241,856.26	453.39	-	-	453.39	-
00700	11230	ALTERNATIVE EDUCATION	1000	0	3	6,142,930.00	6,067.31	4,758,143.74	-	-	4,758,143.74	-
00700	11230	ALTERNATIVE EDUCATION	1000	1	3	-	-	69,846.79	-	-	69,846.79	-
00700	11230	ALTERNATIVE EDUCATION	1000	2	3	-	-	87.11	-	-	87.11	-
00700	11230	ALTERNATIVE EDUCATION	1000	3	3	-	-	50,386.93	-	32,373.21	18,013.72	-
00700	11230	ALTERNATIVE EDUCATION	1000	4	3	-	-	168,750.52	-	-	168,750.52	-
00700	11230	ALTERNATIVE EDUCATION	1000	6	3	-	-	5,845,789.80	-	23,897.68	5,821,892.12	-
00700	11230	ALTERNATIVE EDUCATION	1000	7	3	-	-	1,680.54	-	-	1,680.54	-
00700	11230	ALTERNATIVE EDUCATION	1000	9	3	6,142,930.00	6,067.31	6,136,841.69	-	56,270.89	6,080,570.80	-
00700	12415	Perkins State Match	1000	0	3	494,000.00	-	-	-	-	-	-
00700	12415	Perkins State Match	1000	1	3	-	-	144,526.63	-	-	144,526.63	-
00700	12415	Perkins State Match	1000	2	3	-	-	1,498.53	-	-	1,498.53	-
00700	12415	Perkins State Match	1000	3	3	-	-	315,780.94	-	-	315,780.94	-
00700	12415	Perkins State Match	1000	4	3	-	-	192.62	-	-	192.62	-
00700	12415	Perkins State Match	1000	9	3	494,000.00	-	494,000.00	-	-	494,000.00	-
00700	12575	Excellence in Peer Awards	1000	0	3	2,000,000.00	51,750.18	-	-	-	-	-
00700	12575	Excellence in Peer Awards	1000	7	3	-	-	1,948,249.82	-	1,766,308.92	181,940.90	-
00700	13093	Distribution for Adult Learner	1000	0	3	21,700,000.00	762,391.00	-	-	1,766,308.92	181,940.90	-
00700	13093	Distribution for Adult Learner	1000	7	3	-	-	20,937,609.00	-	-	20,937,609.00	-
00700	13124	School Traffic Safety	1000	1	3	209,210.30	762,391.00	-	-	-	209,210.30	-
00700	13124	School Traffic Safety	1000	2	3	43,272.70	16,065.61	-	-	-	240.11	-
00700	13124	School Traffic Safety	1000	3	3	-	-	488.39	-	-	488.39	-
00700	13124	School Traffic Safety	1000	4	3	-	-	613.81	-	-	613.81	-
00700	13124	School Traffic Safety	1000	9	3	252,483.00	16,065.61	25,874.78	-	1,230.00	24,644.78	-
00700	13802	SCHOOL IMPROVEMENT PROGRAMS	1000	0	5	8,336,656.03	8,336,656.03	-	-	-	-	-
00700	13802	SCHOOL IMPROVEMENT PROGRAMS	1000	0	3	7,000.00	7,000.00	-	-	-	-	-
00700	13802	SCHOOL IMPROVEMENT PROGRAMS	1000	0	3	637,500.00	42,899.74	-	-	-	-	-
00700	13840	SCHOOL SAFETY TRAINING	1000	0	3	-	-	153,556.95	-	-	153,556.95	-
00700	13840	SCHOOL SAFETY TRAINING	1000	1	3	-	-	413.76	-	-	413.76	-
00700	13840	SCHOOL SAFETY TRAINING	1000	2	3	-	-	341,354.96	-	23,204.22	318,150.74	-
00700	13840	SCHOOL SAFETY TRAINING	1000	3	3	-	-	60,192.11	-	103.91	60,088.20	-
00700	13840	SCHOOL SAFETY TRAINING	1000	4	3	-	-	1,317.58	-	-	1,317.58	-
00700	13840	SCHOOL SAFETY TRAINING	1000	5	3	-	-	37,764.90	-	22,650.00	15,114.90	-
00700	13840	SCHOOL SAFETY TRAINING	1000	9	3	637,500.00	42,899.74	594,600.26	-	45,958.13	548,642.13	-
00700	13850	TESTING & REMEDIATION	1000	0	3	37,473,275.97	-	-	-	-	-	-
00700	13850	TESTING & REMEDIATION	1000	3	3	-	-	29,542,957.30	-	6,888,626.30	22,654,331.00	-
00700	13850	TESTING & REMEDIATION	1000	7	3	37,473,275.97	-	7,930,318.67	-	-	7,930,318.67	-
00700	13880	GIFTED/TALENTED	1000	1	3	76,200.23	-	-	-	-	76,200.23	-
00700	13880	GIFTED/TALENTED	1000	2	3	12,471,895.77	21,850.46	87.11	-	-	87.11	-
00700	13880	GIFTED/TALENTED	1000	3	3	-	-	489,822.40	-	170,831.76	318,990.64	-
00700	13880	GIFTED/TALENTED	1000	4	3	-	-	23.78	-	-	23.78	-
00700	13880	GIFTED/TALENTED	1000	7	3	-	-	11,703,030.52	-	199,136.00	11,503,894.52	-
00700	13880	GIFTED/TALENTED	1000	9	3	12,548,095.00	21,850.46	257,091.50	-	256,000.00	1,091.50	-
00700	14100	BEST BUDDIES	1000	0	3	206,125.00	-	-	-	625,967.76	11,900,277.76	-
00700	14100	BEST BUDDIES	1000	7	3	-	-	183,757.50	-	-	183,757.50	-
00700	14130	Special Education Alternative	1000	0	3	206,125.00	12,387.50	-	-	-	-	-
00700	14130	Special Education Alternative	1000	3	3	24,070,000.00	5,220,960.79	19,757.90	-	20,156.50	173,801.00	-
00700	14130	Special Education Alternative	1000	3	3	24,070,000.00	5,220,960.79	18,849,039.21	-	8,520,686.46	10,239,653.05	-
00700	14140	PSAT PROGRAM	1000	2	3	700,000.00	42,000.00	-	-	-	-	-
00700	14140	PSAT PROGRAM	1000	3	3	-	-	658,000.00	-	-	658,000.00	-
00700	14140	PSAT PROGRAM	1000	0	3	700,000.00	42,000.00	658,000.00	-	-	-	-
00700	14140	PSAT PROGRAM	1000	0	3	4,012,000.00	2,540.94	-	-	-	-	-
00700	14420	EARLY INTERVENTION PROG ASSESS	1000	0	3	-	-	151,997.57	-	-	151,997.57	-
00700	14420	EARLY INTERVENTION PROG ASSESS	1000	1	3	-	-	131.90	-	-	131.90	-
00700	14420	EARLY INTERVENTION PROG ASSESS	1000	2	3	-	-	2,199,968.85	-	-	2,199,968.85	-
00700	14420	EARLY INTERVENTION PROG ASSESS	1000	3	3	-	-	1,490,662.00	-	-	1,490,662.00	-
00700	14420	EARLY INTERVENTION PROG ASSESS	1000	7	3	-	-	-	-	-	-	-

AUDITOR OF STATE
AGENCY APPROPRIATION AND ALLOTMENT TRIAL BALANCE REPORT
 July 1, 2013 through June 30, 2014 (Budget Year 2014; Run Date 7/13/14)

BU	PS FUND	PS Fund Name	CAFR Fund	PT	CTRL	APPROPRIATIONS	APPR BALANCE	ALLOTMENTS	PRE-ENCUMBRANCE	ENCUMBRANCES	EXPENDITURES	ALLOT BALANCE
00700	14420	EARLY INTERVENTION PROG A/ASSESS	1000	9	3			166,598.74	-	165,000.00	1,598.74	-
00700	14420	Total	1000	0	3		2,640.94	4,009,359.06	-	2,530,221.30	1,479,137.76	-
00700	14530	O.A.S.I. CONTRIBUTIONS TEACHER	1000	6	3	2,403,792.00	246,270.84	179,793.43	-	-	179,793.43	-
00700	14530	O.A.S.I. CONTRIBUTIONS TEACHER	1000	7	3	-	-	1,977,727.73	-	-	1,977,727.73	-
00700	14530	Total	1000	0	3	2,403,792.00	246,270.84	2,157,521.16	-	-	2,157,521.16	-
00700	14930	TRF TO ST SCHOOL TUITION FND	1000	0	3	6,616,166.53	4,342,784.55	20,060,363.90	-	-	20,060,363.90	-
00700	14930	TRF TO ST SCHOOL TUITION FND	1000	3	3	-	-	116,029,168.69	-	-	116,029,168.69	-
00700	14930	TRF TO ST SCHOOL TUITION FND	1000	7	3	-	-	6,475,587,246.90	-	-	6,475,587,246.90	-
00700	14930	Total	1000	0	3	6,616,166.53	4,342,784.55	6,611,623,749.18	-	-	6,611,623,749.18	-
00700	14970	CAREER & TECHNICAL EDUCATION	1000	1	3	1,130,217.00	23,908.36	1,106,306.64	-	-	1,106,306.64	-
00700	14970	CAREER & TECHNICAL EDUCATION	1000	2	3	82,666.00	6,478.65	1,122.49	-	-	1,122.49	-
00700	14970	CAREER & TECHNICAL EDUCATION	1000	3	3	-	-	28,631.93	-	-	28,631.93	-
00700	14970	CAREER & TECHNICAL EDUCATION	1000	4	3	-	-	17,300.09	-	-	17,300.09	-
00700	14970	CAREER & TECHNICAL EDUCATION	1000	5	3	-	-	1,895.10	-	-	1,895.10	-
00700	14970	CAREER & TECHNICAL EDUCATION	1000	6	3	-	-	24,597.74	-	-	24,597.74	-
00700	14970	Total	1000	0	3	1,212,883.00	32,387.01	1,180,515.99	-	-	1,180,515.99	-
00700	15040	SUMMER SCHOOL DISTRIBUTION	1000	2	3	18,360,000.00	481,059.18	17,878,940.82	-	-	17,878,940.82	-
00700	15040	SUMMER SCHOOL DISTRIBUTION	1000	7	3	-	-	17,878,940.82	-	-	17,878,940.82	-
00700	15040	Total	1000	0	3	18,360,000.00	481,059.18	38,757,881.64	-	-	38,757,881.64	-
00700	15060	PRIME TIME PROGRAM	1000	1	3	103,437.00	4,677.19	87.11	-	-	87.11	-
00700	15060	PRIME TIME PROGRAM	1000	2	3	51,093.00	8,131.25	166.33	-	-	166.33	-
00700	15060	PRIME TIME PROGRAM	1000	3	3	-	-	6,488.34	-	1,845.50	4,644.84	-
00700	15060	PRIME TIME PROGRAM	1000	4	3	-	-	36,219.57	-	-	36,219.57	-
00700	15060	PRIME TIME PROGRAM	1000	9	3	-	-	141,721.56	-	1,843.50	139,878.06	-
00700	15060	Total	1000	0	3	154,530.00	12,808.44	191,661.38	-	-	191,661.38	-
00700	15460	DOE-SUPTS OFFICE	1000	1	3	8,191,661.38	381,630.78	57,209.64	-	-	57,209.64	-
00700	15460	DOE-SUPTS OFFICE	1000	3	3	1,049,441.62	-	406,805.72	-	323,263.02	83,542.70	-
00700	15460	DOE-SUPTS OFFICE	1000	4	3	-	-	17,467.20	-	-	17,467.20	-
00700	15460	DOE-SUPTS OFFICE	1000	5	3	-	-	3,404.54	-	-	3,404.54	-
00700	15460	DOE-SUPTS OFFICE	1000	7	3	-	-	7,800.00	-	7,800.00	-	-
00700	15460	DOE-SUPTS OFFICE	1000	9	3	-	-	175,123.74	-	154.78	174,968.96	-
00700	15460	Total	1000	0	3	9,241,103.00	381,630.78	8,859,472.22	-	331,217.80	8,528,254.42	-
00700	15520	Professional Standards Div.	1000	1	3	1,770,189.35	359,246.73	5,109.89	-	-	5,109.89	-
00700	15520	Professional Standards Div.	1000	3	3	1,082,007.65	-	571,932.13	-	471,177.80	100,754.33	-
00700	15520	Professional Standards Div.	1000	4	3	-	-	32,255.16	-	18,073.98	14,181.18	-
00700	15520	Professional Standards Div.	1000	5	3	-	-	28,677.25	-	-	28,677.25	-
00700	15520	Professional Standards Div.	1000	9	3	-	-	84,786.49	-	5,000.00	79,786.49	-
00700	15520	Total	1000	0	3	2,852,197.00	389,246.73	2,492,950.27	-	494,251.78	1,988,698.49	-
00700	15540	ACCREDITATION SYSTEM	1000	1	3	467,738.56	34,092.73	5,211.64	-	-	5,211.64	-
00700	15540	ACCREDITATION SYSTEM	1000	2	3	235,125.44	-	831.65	-	-	831.65	-
00700	15540	ACCREDITATION SYSTEM	1000	3	3	-	-	3,884.29	-	-	3,884.29	-
00700	15540	ACCREDITATION SYSTEM	1000	4	3	-	-	190,995.13	-	91,631.00	98,674.70	-
00700	15540	ACCREDITATION SYSTEM	1000	9	3	-	-	668,771.27	-	91,631.00	576,650.84	-
00700	15540	Total	1000	0	3	702,864.00	34,092.73	668,771.27	-	91,631.00	576,650.84	-
00700	15570	TEXTBOOK REIMBURSEMENT	1000	0	3	38,000,000.00	9,304.16	38,995,805.48	-	-	38,995,805.48	-
00700	15570	TEXTBOOK REIMBURSEMENT	1000	6	3	-	-	(5,109.64)	-	-	(5,109.64)	-
00700	15570	TEXTBOOK REIMBURSEMENT	1000	7	3	-	-	38,990,695.84	-	-	38,990,695.84	-
00700	15590	RILEY HOSPITAL	1000	0	3	23,004.00	1,380.24	21,623.76	-	-	21,623.76	-
00700	15590	RILEY HOSPITAL	1000	7	3	-	-	21,623.76	-	-	21,623.76	-
00700	15590	Total	1000	0	3	23,004.00	1,380.24	43,247.52	-	-	43,247.52	-
00700	16480	DRUG FREE SCHOOLS	1000	0	3	36,656.00	749.78	1,447.21	-	-	1,447.21	-
00700	16480	DRUG FREE SCHOOLS	1000	2	3	-	-	4,950.00	-	1,200.00	3,750.00	-
00700	16480	DRUG FREE SCHOOLS	1000	3	3	-	-	688.48	-	-	688.48	-
00700	16480	DRUG FREE SCHOOLS	1000	4	3	-	-	28,819.53	-	26,180.00	2,639.53	-
00700	16480	DRUG FREE SCHOOLS	1000	9	3	-	-	35,906.22	-	27,380.00	8,526.22	-
00700	16550	Public Television Distribution	1000	0	3	3,000,000.00	90,000.32	2,909,999.68	-	-	2,909,999.68	-
00700	16550	Public Television Distribution	1000	6	3	-	-	90,000.32	-	-	90,000.32	-
00700	16550	Public Television Distribution	1000	7	3	-	-	167,583.16	-	-	167,583.16	-
00700	16550	Public Television Distribution	1000	8	3	-	-	4,200,862.21	-	-	4,200,862.21	-
00700	16550	Public Television Distribution	1000	9	3	-	-	11,369,379.58	-	-	11,369,379.58	-
00700	17840	IPS DESEGREGATION COURT ORDER	1000	0	5	15,777,620.95	187,583.16	15,590,237.79	-	-	15,590,237.79	-
00700	17840	IPS DESEGREGATION COURT ORDER	1000	6	5	-	-	15,590,237.79	-	-	15,590,237.79	-
00700	17840	IPS DESEGREGATION COURT ORDER	1000	7	5	-	-	15,590,237.79	-	-	15,590,237.79	-
00700	17890	ADVANCED PLACEMENT PROGRAM	1000	0	3	2,800,000.00	167,000.00	2,633,000.00	-	-	2,633,000.00	-
00700	17890	ADVANCED PLACEMENT PROGRAM	1000	3	3	-	-	2,633,000.00	-	1,385,609.00	1,247,391.00	-
00700	17890	ADVANCED PLACEMENT PROGRAM	1000	5	3	3,354,144.75	295,199.26	174,688.41	-	-	174,688.41	-
00700	30311	DAVID C. FORD ED TECH PROGRAM	3880	0	5	-	-	4,944.74	-	-	4,944.74	-
00700	30311	DAVID C. FORD ED TECH PROGRAM	3880	1	5	-	-	537,865.44	-	73,600.66	464,264.78	-
00700	30311	DAVID C. FORD ED TECH PROGRAM	3880	2	5	-	-	76.27	-	-	76.27	-
00700	30311	DAVID C. FORD ED TECH PROGRAM	3880	3	5	-	-	2,321,075.00	-	2,146,162.60	174,912.40	-
00700	30311	DAVID C. FORD ED TECH PROGRAM	3880	4	5	-	-	20,265.63	-	-	20,265.63	-
00700	30311	DAVID C. FORD ED TECH PROGRAM	3880	7	5	-	-	-	-	-	-	-
00700	30311	DAVID C. FORD ED TECH PROGRAM	3880	9	5	-	-	-	-	-	-	-

**AUDITOR OF STATE
AGENCY APPROPRIATION AND ALLOTMENT TRIAL BALANCE REPORT
July 1, 2013 through June 30, 2014 (Budget Year 2014; Run Date 7/13/14)**

BU	PS FUND	CAFR Fund	PT	CTRL	APPROPRIATIONS	APPR BALANCE	ALLOTMENTS	PRE-ENCUMBRANCE	ENCUMBRANCES	EXPENDITURES	ALLOT BALANCE
00700	30311 Total				3,354,114.75	295,199.26	3,059,915.49	-	2,219,765.26	839,152.23	-
00700	37810	3090	1	3	259,719.00	125,208.15	134,510.85	-	-	134,510.85	-
00700	37810	3090	2	3	126,908.00	64,117.46	189.34	-	-	189.34	-
00700	37810	3090	3	3	-	-	332.66	-	-	332.66	-
00700	37810	3090	4	3	-	-	17,928.00	-	17,928.00	-	-
00700	37810	3090	9	3	-	-	44,240.54	-	4,460.00	39,780.54	-
00700	37810 Total				386,627.00	189,325.61	197,201.39	-	22,386.00	174,813.39	-
00700	42610	4660	0	5	2,617,364.51	2,617,364.51	-	-	-	-	-
00700	42610 Total				2,617,364.51	2,617,364.51	-	-	-	-	-
00700	43920	6000	0	6	4,890.10	(4,890.90)	9,980.00	-	-	4,890.00	4,890.00
00700	43920 Total				4,890.10	(4,890.90)	9,980.00	-	-	4,890.00	4,890.00
00700	43985	6000	0	6	2,094.63	2,094.63	-	-	-	-	-
00700	43985 Total				2,094.63	2,094.63	-	-	-	-	-
00700	44301	6000	0	6	16,440.20	16,440.20	-	-	-	-	-
00700	44301 Total				16,440.20	16,440.20	-	-	-	-	-
00700	44441	6000	0	6	128.29	-	128.29	-	-	128.29	-
00700	44441 Total				128.29	-	128.29	-	-	128.29	-
00700	45181	6000	0	6	-	-	(15,046.64)	-	-	-	(15,046.64)
00700	45181 Total				-	-	(15,046.64)	-	-	-	(15,046.64)
00700	45351	6000	0	6	-	-	-	-	-	-	-
00700	45351 Total				-	-	-	-	-	-	-
00700	46710	6000	0	6	343.98	343.98	-	-	-	-	-
00700	46710 Total				343.98	343.98	-	-	-	-	-
00700	46710	6000	0	6	190.83	(50.00)	240.83	-	-	190.83	50.00
00700	46710 Total				190.83	(50.00)	240.83	-	-	190.83	50.00
00700	47430	6000	0	6	96,434.36	14,709.51	81,644.85	-	-	81,644.85	-
00700	47430 Total				96,434.36	14,709.51	81,644.85	-	-	81,644.85	-
00700	47440	6000	0	6	61,639.51	61,639.51	64.83	-	-	64.83	62.80
00700	47440 Total				61,639.51	61,639.51	64.83	-	-	64.83	62.80
00700	47441	6000	3	5	-	-	2,590.09	-	-	2,590.09	-
00700	47441 Total				-	-	2,590.09	-	-	2,590.09	-
00700	47441	6000	9	5	-	-	1,564.00	-	-	1,564.00	-
00700	47441 Total				-	-	1,564.00	-	-	1,564.00	-
00700	47455	6000	0	5	123,941.50	58,852.49	4,154.09	-	-	4,154.09	-
00700	47455 Total				123,941.50	58,852.49	4,154.09	-	-	4,154.09	-
00700	47480	6000	0	6	6,377.83	6,377.83	65,089.01	-	-	65,089.01	-
00700	47480 Total				6,377.83	6,377.83	65,089.01	-	-	65,089.01	-
00700	47565	6000	0	5	2,143,592.16	397,592.71	-	-	-	-	-
00700	47565 Total				2,143,592.16	397,592.71	-	-	-	-	-
00700	47565	6000	3	5	-	-	137,400.00	-	56,880.00	80,520.00	-
00700	47565 Total				-	-	137,400.00	-	56,880.00	80,520.00	-
00700	47565	6000	7	5	-	-	1,608,599.45	-	-	1,608,599.45	-
00700	47565 Total				-	-	1,608,599.45	-	-	1,608,599.45	-
00700	47625	6000	0	5	1,284.32	1,194.55	-	-	-	-	-
00700	47625 Total				1,284.32	1,194.55	-	-	-	-	-
00700	47625	6000	4	5	-	-	132.37	-	-	132.37	-
00700	47625 Total				-	-	132.37	-	-	132.37	-
00700	47625	6000	9	5	-	-	89.77	-	(42.60)	89.77	-
00700	47625 Total				-	-	89.77	-	(42.60)	89.77	-
00700	48683	6000	0	5	105,018.78	33,316.49	-	-	-	-	-
00700	48683 Total				105,018.78	33,316.49	-	-	-	-	-
00700	48683	6000	0	5	-	-	61,172.17	-	-	61,172.17	-
00700	48683 Total				-	-	61,172.17	-	-	61,172.17	-
00700	48683	6000	1	5	-	-	87.11	-	-	87.11	-
00700	48683 Total				-	-	87.11	-	-	87.11	-
00700	48683	6000	3	5	-	-	166.33	-	-	166.33	-
00700	48683 Total				-	-	166.33	-	-	166.33	-
00700	48683	6000	4	5	-	-	437.02	-	-	437.02	-
00700	48683 Total				-	-	437.02	-	-	437.02	-
00700	48683	6000	9	5	-	-	9,839.66	-	-	9,839.66	-
00700	48683 Total				-	-	9,839.66	-	-	9,839.66	-
00700	48684	6000	0	5	88,102.63	88,102.63	-	-	-	-	-
00700	48684 Total				88,102.63	88,102.63	-	-	-	-	-
00700	48689	6000	0	5	-	-	4,700.91	-	-	4,700.91	-
00700	48689 Total				-	-	4,700.91	-	-	4,700.91	-
00700	48689	6000	3	5	-	-	985.28	-	-	985.28	-
00700	48689 Total				-	-	985.28	-	-	985.28	-
00700	48689	6000	4	5	-	-	5,684.19	-	499.95	5,184.24	-
00700	48689 Total				-	-	5,684.19	499.95	499.95	5,184.24	-
00700	52910	8910	0	5	141,505.14	29,403.21	-	-	-	-	-
00700	52910 Total				141,505.14	29,403.21	-	-	-	-	-
00700	52910	8910	7	5	-	-	112,101.99	-	15,000.00	97,101.99	-
00700	52910 Total				-	-	112,101.99	15,000.00	15,000.00	97,101.99	-
00700	58132	8000	0	7	10,994,985.96	1,344,418.23	9,649,967.73	-	-	9,649,967.73	-
00700	58132 Total				10,994,985.96	1,344,418.23	9,649,967.73	-	-	9,649,967.73	-
00700	58280	8000	0	7	3,557,349.98	3,557,349.98	-	-	-	-	-
00700	58280 Total				3,557,349.98	3,557,349.98	-	-	-	-	-
00700	58300	8000	0	7	6,011,220.95	6,011,220.95	-	-	-	-	-
00700	58300 Total				6,011,220.95	6,011,220.95	-	-	-	-	-
00700	58310	8000	0	7	169,831.39	169,831.39	-	-	-	-	-
00700	58310 Total				169,831.39	169,831.39	-	-	-	-	-
00700	58320	8000	0	7	128,699.99	128,699.99	-	-	-	-	-
00700	58320 Total				128,699.99	128,699.99	-	-	-	-	-
00700	58340	8000	0	7	28,484.00	28,484.00	-	-	-	-	-
00700	58340 Total				28,484.00	28,484.00	-	-	-	-	-
00700	59110	8084	0	7	568,973.27	568,973.27	-	-	-	-	-
00700	59110 Total				568,973.27	568,973.27	-	-	-	-	-
00700	62620	8084	0	7	805,535,359.04	196,653,170.41	608,882,188.63	-	-	597,267,092.41	217.40
00700	62620 Total				805,535,359.04	196,653,170.41	608,882,188.63	-	-	597,267,092.41	217.40
00700	62630	8083	0	7	8,465,127.93	400,022.46	8,065,105.47	-	-	8,065,105.47	-
00700	62630 Total				8,465,127.93	400,022.46	8,065,105.47	-	-	8,065,105.47	-
00700	62650	8087	0	7	85,000.00	71,951.88	13,048.12	-	-	13,048.12	-
00700	62650 Total				85,000.00	71,951.88	13,048.12	-	-	13,048.12	-
00701	11090	1000	0	3	5,538,966.00	1,761,764.18	-	-	-	-	-
00701	11090 Total				5,538,966.00	1,761,764.18	-	-	-	-	-

AUDITOR OF STATE
AGENCY APPROPRIATION AND ALLOTMENT TRIAL BALANCE REPORT
 July 1, 2013 through June 30, 2014 (Budget Year 2014; Run Date 7/13/14)

BU	PS FUND	PS Fund Name	CAFR Fund	PT	CTRL	APPROPRIATIONS	APPR BALANCE	ALLOTMENTS	PRE-ENCUMBRANCE	ENCUMBRANCES	EXPENDITURES	ALLOT BALANCE
00701	11090	STATE BOARD OF EDUCATION	1000	1	3	-	-	819,078.66	-	-	819,078.66	-
00701	11090	STATE BOARD OF EDUCATION	1000	2	3	-	-	8,553.65	-	-	8,553.65	-
00701	11090	STATE BOARD OF EDUCATION	1000	3	3	-	-	2,745,018.12	-	-	2,745,018.12	-
00701	11090	STATE BOARD OF EDUCATION	1000	4	3	-	-	7,439.85	-	78,544.84	2,666,473.28	-
00701	11090	STATE BOARD OF EDUCATION	1000	5	3	-	-	4,793.15	-	29.96	7,409.89	-
00701	11090	STATE BOARD OF EDUCATION	1000	9	3	-	-	191,438.39	-	1,876.86	188,243.19	-
00701	11090	STATE BOARD OF EDUCATION	1000	3	3	-	-	3,776,321.82	-	81,487.66	3,694,834.16	-
00702	13113	Stem Teacher Recruitment Fund	1000	0	3	5,538,096.00	1,761,764.18	-	-	-	-	318.34
00702	13113	Stem Teacher Recruitment Fund	1000	7	3	5,000,000.00	150,000.00	-	-	-	-	-
00702	13113	Stem Teacher Recruitment Fund	1000	0	3	5,000,000.00	150,000.00	4,850,000.00	-	3,605,485.79	1,244,506.21	-
00702	13113	Stem Teacher Recruitment Fund	1000	3	3	753,237.00	41,071.29	-	-	-	-	-
00702	13116	Education Roundtable	1000	0	3	-	-	160,816.82	-	-	160,816.82	-
00702	13116	Education Roundtable	1000	1	3	-	-	810.91	-	-	810.91	-
00702	13116	Education Roundtable	1000	2	3	-	-	218,385.18	-	200,391.71	17,993.47	-
00702	13116	Education Roundtable	1000	4	3	-	-	328.59	-	170.00	358.59	-
00702	13116	Education Roundtable	1000	7	3	-	-	378.32	-	-	378.32	-
00702	13116	Education Roundtable	1000	3	3	-	-	320,000.00	-	280,000.00	40,000.00	-
00702	13116	Education Roundtable	1000	9	3	-	-	1,124,829.39	-	-	1,124,829.39	-
00702	13116	Education Roundtable	1000	3	3	753,237.00	41,071.29	712,165.71	-	480,561.71	231,604.00	-
00702	60200	CHE - Education Roundtable	6190	0	5	918,853.54	764,522.11	-	-	-	-	-
00702	60200	CHE - Education Roundtable	6190	3	5	-	-	139,087.85	-	62,066.03	77,001.82	-
00702	60200	CHE - Education Roundtable	6190	7	5	-	-	15,000.00	-	-	15,000.00	-
00702	60200	CHE - Education Roundtable	6190	9	5	-	-	289.58	-	-	289.58	-
00702	60200	CHE - Education Roundtable	6190	5	5	918,853.54	764,522.11	154,337.83	-	62,066.03	92,271.40	-
00704	13094	Indiana Charter School Board	1000	0	3	760,381.00	257,396.60	-	-	-	-	-
00704	13094	Indiana Charter School Board	1000	1	3	-	-	288,148.78	-	-	288,148.78	-
00704	13094	Indiana Charter School Board	1000	2	3	-	-	1,327.78	-	-	1,327.78	-
00704	13094	Indiana Charter School Board	1000	3	3	-	-	204,968.57	-	44,518.88	160,449.69	-
00704	13094	Indiana Charter School Board	1000	4	3	-	-	840.27	-	-	840.27	-
00704	13094	Indiana Charter School Board	1000	5	3	-	-	1,559.28	-	-	1,559.28	-
00704	13094	Indiana Charter School Board	1000	9	3	-	-	6,639.72	-	-	6,639.72	-
00704	13094	Indiana Charter School Board	1000	3	3	760,381.00	257,396.60	503,484.40	-	44,518.88	458,965.52	-
00704	43911	Charter School Board	1000	0	5	65,565.46	399.76	-	-	-	-	-
00704	43911	Charter School Board	1000	2	5	-	-	4,914.68	-	-	4,914.68	-
00704	43911	Charter School Board	1000	3	5	-	-	45,845.24	-	29,746.24	16,099.00	-
00704	43911	Charter School Board	1000	4	5	-	-	120.00	-	-	120.00	-
00704	43911	Charter School Board	1000	7	5	-	-	4,000.00	-	4,000.00	-	-
00704	43911	Charter School Board	1000	9	5	-	-	10,285.76	-	-	10,285.76	-
00705	43911	Charter School Board	1000	5	5	65,565.46	399.76	65,165.68	-	33,746.24	31,419.44	-
00705	13910	INDIANA ARTS COMMISSION	1000	1	3	484,458.00	58,319.43	426,139.57	-	-	426,139.57	-
00705	13910	INDIANA ARTS COMMISSION	1000	2	3	1,810,948.00	83,309.86	19,187.04	-	-	19,187.04	-
00705	13910	INDIANA ARTS COMMISSION	1000	3	3	-	-	39,424.30	-	-	39,424.30	-
00705	13910	INDIANA ARTS COMMISSION	1000	4	3	-	-	12,329.01	-	-	12,329.01	-
00705	13910	INDIANA ARTS COMMISSION	1000	5	3	-	-	1,001.31	-	-	1,001.31	-
00705	13910	INDIANA ARTS COMMISSION	1000	7	3	-	-	1,568,476.55	-	253,646.55	1,304,830.00	-
00705	13910	INDIANA ARTS COMMISSION	1000	8	3	-	-	480.00	-	-	480.00	-
00705	13910	INDIANA ARTS COMMISSION	1000	9	3	-	-	96,739.93	-	2,123.35	94,616.58	-
00705	13910	INDIANA ARTS COMMISSION	1000	3	3	2,295,407.00	141,629.29	1,859,516.91	-	294,260.80	1,859,516.91	-
00705	44097	ARTS LICENSE PLATE	6000	0	5	18,367.31	1.31	14,336.00	-	4,030.00	14,336.00	-
00705	44097	ARTS LICENSE PLATE	6000	7	5	-	-	4,030.00	-	-	4,030.00	-
00705	44097	ARTS LICENSE PLATE	6000	3	5	51,703.64	41,772.86	18,366.00	-	4,030.00	14,336.00	-
00705	46670	IN ARTS COMM DONATIONS/FEE PD	6000	0	5	-	-	7,560.00	-	-	7,560.00	-
00705	46670	IN ARTS COMM DONATIONS/FEE PD	6000	3	5	-	-	2,370.78	-	-	2,370.78	-
00705	46670	IN ARTS COMM DONATIONS/FEE PD	6000	9	5	-	-	9,930.78	-	-	9,930.78	-
00705	46670	IN ARTS COMM DONATIONS/FEE PD	6000	3	5	-	-	170.00	-	-	170.00	-
00705	46670	IN ARTS COMM DONATIONS/FEE PD	6000	9	5	-	-	561,279.00	-	-	561,279.00	-
00705	46670	IN ARTS COMM DONATIONS/FEE PD	6000	0	5	51,703.64	41,772.86	41,772.86	-	-	41,772.86	-
00705	46670	IN ARTS COMM DONATIONS/FEE PD	6000	4	5	70,404.74	70,404.74	70,404.74	-	-	70,404.74	-
00705	46670	IN ARTS COMM DONATIONS/FEE PD	6000	7	5	70,404.74	70,404.74	70,404.74	-	-	70,404.74	-
00705	46670	IN ARTS COMM DONATIONS/FEE PD	6000	9	5	2,387,594.25	952,765.95	1,454,798.30	-	171,485.00	1,283,305.30	-
00705	46670	IN ARTS COMM DONATIONS/FEE PD	6000	3	5	2,387,594.25	952,765.95	1,454,798.30	-	171,485.00	1,283,305.30	-
00705	46670	IN ARTS COMM DONATIONS/FEE PD	6000	9	5	1,000,000.00	149,810.83	1,454,798.30	-	171,485.00	1,283,305.30	-
00705	62900	IAC NEA Fund	8045	0	7	1,000,000.00	-	-	-	-	-	-
00706	13115	Indiana Works Councils	1000	0	3	-	-	250,043.16	-	-	250,043.16	-
00706	13115	Indiana Works Councils	1000	1	3	-	-	4,499.86	-	-	4,499.86	-
00706	13115	Indiana Works Councils	1000	2	3	-	-	1,239.68	-	-	1,239.68	-
00706	13115	Indiana Works Councils	1000	4	3	-	-	237.15	-	-	237.15	-
00706	13115	Indiana Works Councils	1000	7	3	-	-	561,279.00	-	-	561,279.00	-
00706	13115	Indiana Works Councils	1000	9	3	-	-	2,376.39	-	-	2,376.39	-
00706	13115	Indiana Works Councils	1000	3	3	1,000,000.00	149,810.83	880,189.17	-	561,445.00	288,744.17	-
00706	13115	Indiana Works Councils	1000	9	3	1,000,000.00	149,810.83	880,189.17	-	561,445.00	288,744.17	-
00710	11810	VALPO NURSING PARTNERSHIP	1000	0	3	85,411.00	1,708.00	-	-	-	-	-
00710	11810	VALPO NURSING PARTNERSHIP	1000	6	3	-	-	83,703.00	-	-	83,703.00	-
00710	13095	Dual Credit	1000	0	3	85,411.00	1,708.00	-	-	-	-	-
00710	13095	Dual Credit	1000	3	3	4,125,150.00	82,503.00	-	-	-	-	-
00710	13095	Dual Credit	1000	6	3	-	-	4,042,647.00	-	-	4,042,647.00	-
00710	14050	FT WAYNE PUBLIC SAFETY TRNG CT	1000	0	3	4,125,150.00	82,503.00	-	-	-	-	-
00710	14050	FT WAYNE PUBLIC SAFETY TRNG CT	1000	3	3	1,000,000.00	-	-	-	-	-	-
00710	14050	FT WAYNE PUBLIC SAFETY TRNG CT	1000	6	3	-	-	1,000,000.00	-	-	1,000,000.00	-
00710	14050	FT WAYNE PUBLIC SAFETY TRNG CT	1000	6	3	-	-	1,000,000.00	-	-	1,000,000.00	-
00710	14410	IVY TECH STATE COLLEGE	1000	0	3	1,000,000.00	4,046,765.31	-	-	-	-	-
00710	14410	IVY TECH STATE COLLEGE	1000	3	3	234,189,105.00	-	-	-	-	-	-

AUDITOR OF STATE
AGENCY APPROPRIATION AND ALLOTMENT TRIAL BALANCE REPORT
 July 1, 2013 through June 30, 2014 (Budget Year 2014; Run Date 7/13/14)

BU	PS FUND	PS FUND Name	CAFR Fund	PT	CTRL	APPROPRIATIONS	APPR BALANCE	ALLOTMENTS	PRE-ENCUMBRANCE	ENCUMBRANCES	EXPENDITURES	ALLOT BALANCE
00710	14410	IIVY TECH STATE COLLEGE	1000	6	3			230,142,319.69	-	-	230,142,319.69	-
00710	19540	Ivy Tech GF Const Fund	1000	0	7	234,189,105.00	4,046,785.31	230,142,319.69	-	-	230,142,319.69	-
00718	43510	CHILD CARE FOOD PROG SAE ADMIN	5250	0	6	2,530,344.00	-	2,530,344.00	-	-	2,530,344.00	-
00718	47450	SCHOOL FOOD/FSSA TITLE 20	6000	0	6	566.78	566.78	566.78	-	-	566.78	-
00718	62510	DOE DoAg Fund	8010	0	7	240.00	240.00	240.00	-	-	240.00	-
00719	11380	STATUTORY FEE REMISSIONS	1000	0	3	449,640,007.63	68,317,961.72	381,322,445.91	888,145.07	888,145.07	380,454,302.84	-
00719	11380	STATUTORY FEE REMISSIONS	1000	7	3	27,190,959.00	2,489,785.79	24,700,803.21	888,145.07	888,145.07	380,454,302.84	-
00719	12570	STATEWIDE TRANSFER WEBSITE	1000	0	3	1,084,317.00	302,436.68	781,880.32	-	-	24,700,803.21	-
00719	12570	STATEWIDE TRANSFER WEBSITE	1000	3	3	725,000.00	214,800.27	94,826.72	-	-	27,676.86	-
00719	12570	STATEWIDE TRANSFER WEBSITE	1000	3	3	-	-	101.55	-	-	101.55	-
00719	12570	STATEWIDE TRANSFER WEBSITE	1000	4	3	-	-	55,640.15	-	-	23,675.15	-
00719	12570	STATEWIDE TRANSFER WEBSITE	1000	4	3	-	-	190,951.96	-	-	23,009.39	-
00719	12570	STATEWIDE TRANSFER WEBSITE	1000	5	3	-	-	15,470.65	-	-	3,349.00	-
00719	12570	STATEWIDE TRANSFER WEBSITE	1000	7	3	-	-	3,877.00	-	-	3,877.00	-
00719	12570	STATEWIDE TRANSFER WEBSITE	1000	9	3	-	-	149,334.70	-	-	10,473.99	-
00719	13096	Learn More Indiana	1000	0	3	725,000.00	214,800.27	510,199.73	177,771.25	177,771.25	332,428.48	-
00719	13097	High Need Student Teaching SII	1000	0	3	450,000.00	3,181.91	446,800.00	-	-	446,800.00	-
00719	13097	High Need Student Teaching SII	1000	9	3	450,000.00	3,181.91	446,818.09	-	-	446,818.09	-
00719	13098	Minority Student Teaching Ship	1000	0	3	50,000.00	400.00	49,600.00	-	-	49,600.00	-
00719	13098	Minority Student Teaching Ship	1000	7	3	50,000.00	400.00	49,600.00	-	-	49,600.00	-
00719	13099	Primary Care Shortage Area Sch	1000	0	3	1,000,000.00	500,000.00	500,000.00	-	-	500,000.00	-
00719	13099	Primary Care Shortage Area Sch	1000	7	3	1,000,000.00	500,000.00	500,000.00	-	-	500,000.00	-
00719	14020	COMM FOR HIGHER EDUCATION	1000	0	3	3,106,598.00	378,271.76	2,728,326.24	-	-	2,728,326.24	-
00719	14020	COMM FOR HIGHER EDUCATION	1000	1	3	-	-	2,364,074.27	-	-	2,326,909.77	-
00719	14020	COMM FOR HIGHER EDUCATION	1000	2	3	-	-	53,614.77	-	-	53,559.62	-
00719	14020	COMM FOR HIGHER EDUCATION	1000	3	3	-	-	15,963.91	-	-	15,963.91	-
00719	14020	COMM FOR HIGHER EDUCATION	1000	4	3	-	-	20,847.35	-	-	20,777.82	-
00719	14020	COMM FOR HIGHER EDUCATION	1000	5	3	-	-	2,050.45	-	-	2,050.45	-
00719	14020	COMM FOR HIGHER EDUCATION	1000	9	3	-	-	271,176.49	-	-	259,253.64	-
00719	14470	21ST CENTURY-ADMINISTRATION	1000	0	3	3,106,895.00	378,271.76	2,728,327.24	11,023.80	11,023.80	2,678,515.21	1,499.05
00719	16760	COLLEGE WORKSTUDY PROGRAM	1000	0	3	56,996.00	56,996.00	56,996.00	-	-	56,996.00	-
00719	17180	PART-TIME STUDENT GRANT APPROP	1000	0	3	18,183.00	18,183.00	18,183.00	-	-	18,183.00	-
00719	33910	FREEDOM OF CHOICE	2450	0	3	227,396.00	227,396.00	227,396.00	-	-	227,396.00	-
00719	34010	HIGHER EDUCATION	2460	0	5	65,204,440.64	16,285,466.64	48,918,974.00	-	-	48,918,974.00	-
00719	34010	HIGHER EDUCATION	2460	7	5	136,988,020.86	36,294,559.86	100,693,161.00	100,693,161.00	100,693,161.00	100,693,161.00	-
00719	35810	ADMINISTRATIVE-21ST CENTURY	2680	0	5	2,868,703.53	947,518.72	1,921,184.81	175,094.63	175,094.63	1,745,950.16	500.00
00719	35810	ADMINISTRATIVE-21ST CENTURY	2680	1	5	-	-	1,087,654.54	-	-	1,077,603.86	-
00719	35810	ADMINISTRATIVE-21ST CENTURY	2680	2	5	-	-	25,655.42	-	-	24,412.52	-
00719	35810	ADMINISTRATIVE-21ST CENTURY	2680	3	5	-	-	459,460.70	-	-	336,807.44	500.00
00719	35810	ADMINISTRATIVE-21ST CENTURY	2680	4	5	-	-	88,341.44	-	-	78,916.44	-
00719	35810	ADMINISTRATIVE-21ST CENTURY	2680	5	5	-	-	931.40	-	-	831.40	-
00719	35810	ADMINISTRATIVE-21ST CENTURY	2680	7	5	-	-	28,626.00	-	-	19,626.00	-
00719	35810	ADMINISTRATIVE-21ST CENTURY	2680	9	5	-	-	230,316.31	-	-	207,955.32	-
00719	35920	21ST CENTURY-AWARDS	2680	0	5	109,768,709.00	94,481.00	109,674,050.00	-	-	109,674,050.00	-
00719	35920	21ST CENTURY-AWARDS	2680	7	5	-	-	178.00	-	-	178.00	-
00719	35920	21ST CENTURY-AWARDS	2680	9	5	-	-	109,674,228.00	-	-	109,674,228.00	-
00719	35930	LUMINA/KNOW HOW 2 GO	2680	0	5	81,242.67	81,242.67	81,242.67	-	-	81,242.67	-
00719	44077	CHE GRANTS	6000	0	5	520,643.14	115,583.75	405,059.39	-	-	353,128.97	-
00719	44077	CHE GRANTS	6000	3	5	-	-	150,220.78	-	-	110,290.36	-
00719	44077	CHE GRANTS	6000	4	5	-	-	1,519.21	-	-	1,519.21	-
00719	44077	CHE GRANTS	6000	7	5	-	-	233,412.14	-	-	221,412.14	-
00719	44077	CHE GRANTS	6000	9	5	-	-	19,907.26	-	-	19,907.26	-
00719	44077	CHE GRANTS	6000	9	5	520,643.14	115,583.75	405,059.39	-	-	353,128.97	-

AUDITOR OF STATE
AGENCY APPROPRIATION AND ALLOTMENT TRIAL BALANCE REPORT
 July 1, 2013 through June 30, 2014 (Budget Year 2014; Run Date 7/13/14)

BU	PS FUND	PS Fund Name	CAFR Fund	PT	CTRL	APPROPRIATIONS	APPR BALANCE	ALLOTMENTS	PRE-ENCUMBRANCE	ENCUMBRANCES	EXPENDITURES	ALLOT BALANCE
00719	44365	SSACI Donations	6000	0	5	1,282,474.99	1,258,900.17	-	-	-	-	-
00719	44365	SSACI Donations	6000	7	5	-	-	23,974.82	-	-	23,974.82	-
00719	44365 Total		6000	7	5	1,282,474.99	1,258,900.17	23,974.82	-	-	23,974.82	-
00719	44560	TWENTY FIRST SCHOLAR PROGRAM	6000	0	6	100,231.76	94,531.76	5,700.00	-	-	-	5,700.00
00719	44560	LEARN MORE INDIANA	6000	0	6	349,364.16	(87,583.75)	436,947.91	-	-	-	349,364.16
00719	44560 Total		6000	0	6	349,364.16	(87,583.75)	436,947.91	-	-	-	349,364.16
00719	47940	NTNL GRD TUITION SUPPLEMENT PR	6000	0	5	3,587,050.09	3,702.64	-	-	-	-	-
00719	47940	NTNL GRD TUITION SUPPLEMENT PR	6000	7	5	-	-	3,581,139.00	-	-	3,581,139.00	-
00719	47940	NTNL GRD TUITION SUPPLEMENT PR	6000	9	5	-	-	2,208.45	-	-	2,208.45	-
00719	47940	NTNL GRD TUITION SUPPLEMENT PR	6000	5	5	3,587,050.09	3,702.64	-	-	-	-	-
00719	48892	Mitch Deniels Early Graduation	6000	0	5	1,060,000.00	-	-	-	-	-	-
00719	48892	Mitch Deniels Early Graduation	6000	7	5	-	-	1,060,000.00	-	-	1,060,000.00	-
00719	48892	Mitch Deniels Early Graduation	6000	5	5	1,060,000.00	-	-	-	-	-	-
00719	48892 Total		6000	7	5	1,060,000.00	-	1,060,000.00	-	-	1,060,000.00	-
00719	48810	MINISPE ED TEACH SCHOLARSHIPS	6150	0	5	535,011.26	113,562.56	-	-	-	-	-
00719	48810	MINISPE ED TEACH SCHOLARSHIPS	6150	7	5	-	-	421,400.00	-	-	421,400.00	-
00719	48810	MINISPE ED TEACH SCHOLARSHIPS	6150	9	5	-	-	46.88	-	-	46.88	-
00719	48810	MINISPE ED TEACH SCHOLARSHIPS	6150	5	5	535,011.26	113,562.56	-	-	-	-	-
00719	48810 Total		6150	9	5	535,011.26	113,562.56	421,446.88	-	-	421,446.88	-
00719	48830	COLLEGE WORKSTUDY PROGRAM	6170	0	5	1,166,068.10	993,429.75	-	-	-	-	-
00719	48830	COLLEGE WORKSTUDY PROGRAM	6170	1	5	-	-	12,574.05	-	-	12,574.05	-
00719	48830	COLLEGE WORKSTUDY PROGRAM	6170	3	5	-	-	5,900.00	-	-	5,900.00	-
00719	48830	COLLEGE WORKSTUDY PROGRAM	6170	5	5	-	-	2,175.00	-	-	2,175.00	-
00719	48830	COLLEGE WORKSTUDY PROGRAM	6170	7	5	-	-	121,712.68	-	-	121,712.68	-
00719	48830	COLLEGE WORKSTUDY PROGRAM	6170	9	5	-	-	30,304.62	-	-	30,304.62	-
00719	48830 Total		6170	9	5	1,166,068.10	993,429.75	172,666.35	-	-	172,666.35	-
00719	51410	PART-TIME STUDENT GRANT DIST	6410	0	5	7,598,403.22	291,238.22	-	-	-	-	-
00719	51410	PART-TIME STUDENT GRANT DIST	6410	7	5	-	-	7,307,165.00	-	-	7,307,165.00	-
00719	51410	PART-TIME STUDENT GRANT DIST	6410	5	5	7,598,403.22	291,238.22	-	-	-	-	-
00719	51410	PART-TIME STUDENT GRANT DIST	6410	9	5	-	-	454,999.80	-	-	454,999.80	-
00719	51410 Total		6410	9	5	7,598,403.22	291,238.22	7,307,165.00	-	-	7,307,165.00	-
00719	55510	Postsecondary Credit Bearing	5410	0	5	457,178.33	-	-	-	-	-	-
00719	55510	Postsecondary Credit Bearing	5410	1	5	-	-	2,061.50	-	-	2,061.50	-
00719	55510	Postsecondary Credit Bearing	5410	4	5	-	-	23.03	-	-	23.03	-
00719	55510	Postsecondary Credit Bearing	5410	9	5	-	-	94.00	-	-	94.00	-
00719	55510 Total		5410	9	5	457,178.33	-	2,178.53	-	-	2,178.53	-
00719	55710	Career College Student Fund	5430	0	5	658,841.22	658,841.22	-	-	-	-	-
00719	55710	Career College Student Fund	5430	7	5	-	-	-	-	-	-	-
00719	55710 Total		5430	7	5	658,841.22	658,841.22	-	-	-	-	-
00719	62900	SSACI DOED Fund	8084	0	7	1,346,206.22	1,346,206.22	-	-	-	-	-
00719	62900	SSACI DOED Fund	8084	7	5	-	-	-	-	-	-	-
00719	62900 Total		8084	7	5	1,346,206.22	1,346,206.22	-	-	-	-	-
00719	63000	CHE DOED Fund	8084	0	7	7,488,213.73	4,165,028.51	-	-	-	-	-
00719	63000	CHE DOED Fund	8084	7	5	-	-	3,323,185.22	-	-	1,561,813.81	875.00
00719	63000 Total		8084	7	5	7,488,213.73	4,165,028.51	3,323,185.22	-	-	1,561,813.81	875.00
00719	63011	CHE DOJ Fund	8016	0	7	78.67	78.67	-	-	-	-	-
00719	63011	CHE DOJ Fund	8016	7	5	-	-	-	-	-	-	-
00719	63011 Total		8016	7	5	78.67	78.67	-	-	-	-	-
00719	63012	CHE CNCS Fund	8094	0	7	205,149.56	55,430.64	-	-	-	-	-
00719	63012	CHE CNCS Fund	8094	7	5	-	-	149,718.92	-	-	149,718.92	-
00719	63012 Total		8094	7	5	205,149.56	55,430.64	149,718.92	-	-	149,718.92	-
00720	10370	FAITH-BASED AND COMM INITIATIVE	1000	1	3	22,679.30	22,679.30	-	-	-	-	-
00720	10370	FAITH-BASED AND COMM INITIATIVE	1000	2	3	-	-	1.64	-	-	1.64	-
00720	10370	FAITH-BASED AND COMM INITIATIVE	1000	7	3	-	-	-	-	-	-	-
00720	10370	FAITH-BASED AND COMM INITIATIVE	1000	9	3	-	-	-	-	-	-	-
00720	10370 Total		1000	9	3	22,679.30	22,679.30	1.64	-	-	1.64	-
00720	17570	COMMUNITY SERVICE DONATIONS	1000	0	6	16,507.60	47,646.15	-	-	-	-	-
00720	17570	COMMUNITY SERVICE DONATIONS	1000	6	6	-	-	318.25	-	-	(31,458.44)	-
00720	17570	COMMUNITY SERVICE DONATIONS	1000	6	6	16,507.60	47,646.15	-	-	-	(31,138.55)	-
00720	17570	COMMUNITY SERVICE DONATIONS	1000	6	6	-	-	1,087.32	-	-	1,087.32	-
00720	17570	COMMUNITY SERVICE DONATIONS	1000	6	6	-	-	73,422.06	-	-	43,186.97	-
00720	17570 Total		1000	6	6	16,507.60	47,646.15	73,422.06	-	-	43,186.97	30,235.09
00720	45360	CONFERENCE VOLUNTARY ACTION	6000	0	5	58,465.85	(14,956.21)	-	-	-	-	-
00720	45360	CONFERENCE VOLUNTARY ACTION	6000	7	5	-	-	1,600.00	-	-	1,600.00	-
00720	45360 Total		6000	7	5	58,465.85	(14,956.21)	1,600.00	-	-	1,600.00	-
00720	48530	INDIANA VOLUNTEERS	6000	0	5	1,600.00	-	-	-	-	-	-
00720	48530	INDIANA VOLUNTEERS	6000	7	5	-	-	1,600.00	-	-	1,600.00	-
00720	48530 Total		6000	7	5	1,600.00	-	1,600.00	-	-	1,600.00	-
00720	63100	OFBGI DHUD Fund	8014	0	7	2,220.00	2,220.00	-	-	-	-	-
00720	63100	OFBGI DHUD Fund	8014	7	5	-	-	-	-	-	-	-
00720	63100 Total		8014	7	5	2,220.00	2,220.00	-	-	-	-	-
00720	63101	OFBGI TREAS Fund	8021	0	7	1,223,654.06	673,477.77	-	-	-	-	-
00720	63101	OFBGI TREAS Fund	8021	7	5	-	-	550,176.29	-	-	550,176.29	-
00720	63101 Total		8021	7	5	1,223,654.06	673,477.77	550,176.29	-	-	550,176.29	-
00720	63110	OFBGI DHHS Fund	8083	0	7	1,121,938.79	373,270.97	-	-	-	-	-
00720	63110	OFBGI DHHS Fund	8083	7	5	-	-	748,968.82	-	-	748,968.82	-
00720	63110 Total		8083	7	5	1,121,938.79	373,270.97	748,968.82	-	-	748,968.82	-
00720	63120	OFBGI CNCS Fund	8084	0	7	7,952,711.71	5,704,320.53	-	-	-	-	-
00720	63120	OFBGI CNCS Fund	8084	7	5	-	-	2,248,391.18	-	-	2,248,391.18	-
00720	63120 Total		8084	7	5	7,952,711.71	5,704,320.53	2,248,391.18	-	-	2,248,391.18	-
00720	63130	OFBGI DHS Fund	8087	0	7	159.88	159.88	-	-	-	-	-
00720	63130	OFBGI DHS Fund	8087	7	5	-	-	-	-	-	-	-
00720	63130 Total		8087	7	5	159.88	159.88	-	-	-	-	-
00720	63150	OFBGI DOL Fund	8017	0	7	89,497.42	89,497.42	-	-	-	-	-
00720	63150	OFBGI DOL Fund	8017	7	5	-	-	-	-	-	-	-
00720	63150 Total		8017	7	5	89,497.42	89,497.42	-	-	-	-	-
00728	44210	ON SITE EVALUATION FUND	6000	0	6	2,272.87	2,272.87	-	-	-	-	-
00728	44210	ON SITE EVALUATION FUND	6000	6	6	-	-	-	-	-	-	-
00728	44210 Total		6000	6	6	2,272.87	2,272.87	-	-	-	-	-
00728	55510	Proprietary Educational Inst.	5420	0	5	124,112.71	31,565.12	-	-	-	-	-
00728	55510	Proprietary Educational Inst.	5420	1	5	-	-	80,803.61	-	-	80,803.61	-
00728	55510	Proprietary Educational Inst.	5420	2	5	-	-	3,119.04	-	-	3,119.04	-
00728	55510	Proprietary Educational Inst.	5420	4	5	-	-					

AUDITOR OF STATE
AGENCY APPROPRIATION AND ALLOTMENT TRIAL BALANCE REPORT
 July 1, 2013 through June 30, 2014 (Budget Year 2014; Run Date 7/13/14)

BU	PS FUND	PS Fund Name	CAFR Fund	PT	CTRL	APPROPRIATIONS	APPR BALANCE	ALLOTMENTS	PRE-ENCUMBRANCE	ENCUMBRANCES	EXPENDITURES	ALLOT BALANCE
00728	55720	Student Assurance Fund	5440	4	5	-	-	114,006	-	-	114,006	-
00728	55720	Student Assurance Fund	5440	8	5	-	-	110,678.60	-	-	110,678.60	-
00728	55720	Student Assurance Fund	5440	9	5	-	-	1,890.87	-	-	1,890.87	-
	55720 Total					832,854.30	617,493.37	215,360.93	-	-	215,360.93	-
00728	63140	HRC DHHS Fund		0	7	54.20	54.20	-	-	-	-	-
	63140 Total					54.20	54.20	-	-	-	-	-
00730	14080	ACADEMY OF SCIENCE	1000	0	3	7,264.00	7,264.00	-	-	7,264.00	-	-
00730	14080	ACADEMY OF SCIENCE	1000	3	3	-	-	-	-	7,264.00	-	-
	14080 Total					7,264.00	7,264.00	-	-	7,264.00	-	-
00730	14120	LIBRARY - OPERATING	1000	1	3	2,447,908.00	158,568.29	2,289,249.71	-	2,666.00	2,286,583.71	-
00730	14120	LIBRARY - OPERATING	1000	2	3	486,753.00	96,097.65	80,458.29	-	25,831.34	80,458.29	-
00730	14120	LIBRARY - OPERATING	1000	3	3	-	-	61,152.84	-	5,973.19	35,321.50	-
00730	14120	LIBRARY - OPERATING	1000	4	3	-	-	76,964.18	-	1,448.02	70,590.99	-
00730	14120	LIBRARY - OPERATING	1000	5	3	-	-	12,215.77	-	363.25	11,067.75	-
00730	14120	LIBRARY - OPERATING	1000	9	3	-	-	170,284.27	-	-	169,901.02	-
	14120 Total					2,944,651.00	254,655.94	2,689,905.06	-	35,981.80	2,853,923.26	-
00730	14150	STATEWIDE LIBRARY SERVICES	1000	0	3	1,313,944.00	570.39	1,313,273.61	-	104,070.93	1,209,202.68	-
00730	14150	STATEWIDE LIBRARY SERVICES	1000	1	3	101,095.00	4,328.00	96,768.00	-	-	96,768.00	-
00730	14150	STATEWIDE LIBRARY SERVICES	1000	2	3	-	-	29,848.08	-	-	29,848.08	-
00730	14150	STATEWIDE LIBRARY SERVICES	1000	3	3	-	-	429,639.22	-	950.77	327,881.27	-
00730	14150	STATEWIDE LIBRARY SERVICES	1000	4	3	-	-	8,227.82	-	102,957.95	4,930.59	-
00730	14150	STATEWIDE LIBRARY SERVICES	1000	5	3	-	-	4,957.04	-	296.21	4,957.04	-
00730	14150	STATEWIDE LIBRARY SERVICES	1000	9	3	-	-	93,214.59	-	564.00	92,650.59	-
	14150 Total					1,313,944.00	570.39	1,313,273.61	-	104,070.93	1,209,202.68	-
00730	17110	LIB SERV FOR BLIND-ELECTRONIC	1000	2	3	-	-	96,768.00	-	-	96,768.00	-
00730	17110	LIB SERV FOR BLIND-ELECTRONIC	1000	3	3	-	-	96,768.00	-	-	96,768.00	-
	17110 Total					-	-	193,536.00	-	-	193,536.00	-
00730	31610	STATEWIDE LIBRARY CARD PROGRAM	2130	0	5	435,906.48	252,294.60	183,611.88	-	30,234.00	66,534.00	-
00730	31610	STATEWIDE LIBRARY CARD PROGRAM	2130	6	5	-	-	183,611.88	-	-	183,611.88	-
	31610 Total					435,906.48	252,294.60	367,223.76	-	30,234.00	350,245.88	-
00730	39410	LIBRARY CERTIFICATION	3390	0	5	88,171.14	60,191.14	-	-	-	-	-
00730	39410	LIBRARY CERTIFICATION	3390	1	5	-	-	1,224.91	-	-	1,224.91	-
00730	39410	LIBRARY CERTIFICATION	3390	3	5	-	-	2,948.64	-	-	2,948.64	-
00730	39410	LIBRARY CERTIFICATION	3390	8	5	-	-	480.00	-	-	480.00	-
00730	39410	LIBRARY CERTIFICATION	3390	9	5	-	-	23,326.45	-	-	23,326.45	-
	39410 Total					88,171.14	60,191.14	27,980.00	-	-	27,980.00	-
00730	46760	INDIANA CENTER FOR THE BOOK	6000	0	6	14,685.01	12,175.44	2,509.57	-	-	2,509.57	-
00730	46760	INDIANA CENTER FOR THE BOOK	6000	1	6	-	-	2,509.57	-	-	2,509.57	-
	46760 Total					14,685.01	12,175.44	5,019.14	-	-	5,019.14	-
00730	47452	VIRTUAL LIBRARY	6000	0	5	1,573,750.60	277,799.09	-	-	-	-	-
00730	47452	VIRTUAL LIBRARY	6000	3	5	-	-	1,295,951.51	-	1,750.00	1,294,201.51	-
	47452 Total					1,573,750.60	277,799.09	1,295,951.51	-	1,750.00	1,294,201.51	-
00730	47540	STATE LIBRARY PUBLICATIONS FD.	6000	0	6	476,937.03	529,561.17	529,561.17	-	5,410.25	183,820.45	-
00730	47540	STATE LIBRARY PUBLICATIONS FD.	6000	6	6	-	-	529,561.17	-	5,410.25	529,561.17	-
	47540 Total					476,937.03	529,561.17	1,059,122.34	-	10,820.50	713,382.62	-
00730	48320	GATES FOUNDATION GRANT	6000	0	6	28,925.35	28,925.35	-	-	-	-	-
00730	48320	GATES FOUNDATION GRANT	6000	5	6	-	-	28,925.35	-	-	28,925.35	-
	48320 Total					28,925.35	28,925.35	28,925.35	-	-	28,925.35	-
00730	48480	LOCAL LIBRARY CONNECTIVITY GRN	6000	0	5	-	-	69,080.00	-	3,572.25	65,507.75	-
00730	48480	LOCAL LIBRARY CONNECTIVITY GRN	6000	3	5	-	-	822,677.00	-	-	822,677.00	-
00730	48480	LOCAL LIBRARY CONNECTIVITY GRN	6000	6	5	-	-	891,757.00	-	3,572.25	888,184.75	-
	48480 Total					-	-	1,714,507.00	-	7,144.50	1,714,507.00	-
00730	62000	ISL NEA Fund	8045	0	7	268,697.44	140,730.98	127,966.46	-	48,892.00	79,074.46	-
00730	62000	ISL NEA Fund	8045	0	7	-	-	127,966.46	-	48,892.00	127,966.46	-
	62000 Total					268,697.44	140,730.98	255,932.92	-	97,784.00	255,932.92	-
00730	62020	ISL IMLS Fund	8045	0	7	7,354,763.56	3,983,210.34	3,371,553.22	-	372,420.84	2,994,020.75	-
00730	62020	ISL IMLS Fund	8045	1	3	-	-	3,371,553.22	-	372,420.84	2,994,020.75	-
00730	62020	ISL IMLS Fund	8045	3	3	-	-	313,521.30	-	-	313,521.30	-
	62020 Total					7,354,763.56	3,983,210.34	7,054,627.74	-	744,841.64	6,321,562.75	-
00735	14160	HISTORICAL BUREAU	1000	0	4	-	-	4,480.00	-	-	4,480.00	-
00735	14160	HISTORICAL BUREAU	1000	1	4	-	-	6,000.00	-	-	6,000.00	-
00735	14160	HISTORICAL BUREAU	1000	9	4	-	-	10,490.00	-	-	10,490.00	-
	14160 Total					-	-	26,970.00	-	-	26,970.00	-
00735	18208	HISTORICAL MARKER PROGRAM	6000	0	6	105,862.26	58,526.89	47,337.37	-	261.51	26,685.67	-
00735	18208	HISTORICAL MARKER PROGRAM	6000	0	6	-	-	47,337.37	-	261.51	47,337.37	-
	18208 Total					105,862.26	58,526.89	94,674.74	-	487.02	74,023.04	-
00735	44640	PUBLICATIONS FD 4-23-7-2	6000	0	6	0.30	0.30	-	-	-	-	-
00735	44640	PUBLICATIONS FD 4-23-7-2	6000	0	6	-	-	0.30	-	-	0.30	-
	44640 Total					0.30	0.30	0.30	-	-	0.30	-
00735	44740	TRI-CENTENAL FUND	6000	0	6	40,322.74	9,360.32	30,962.42	-	8,600.00	8,733.92	-
00735	44740	TRI-CENTENAL FUND	6000	0	6	-	-	30,962.42	-	8,600.00	30,962.42	-
	44740 Total					40,322.74	9,360.32	30,962.42	-	8,600.00	30,962.42	-
00735	45690	HISTORIC MARKER DONATIONS	6000	0	5	497,156.33	(107,769.60)	604,925.93	-	-	604,925.93	-
00741	47980	NORTHWEST IN REGIONAL DEV AUTH	6000	1	5	-	-	564,229.24	-	-	564,229.24	-
00741	47980	NORTHWEST IN REGIONAL DEV AUTH	6000	2	5	-	-	12,058.28	-	-	12,058.28	-
00741	47980	NORTHWEST IN REGIONAL DEV AUTH	6000	3	5	-	-	3,470.00	-	-	3,470.00	-
00741	47980	NORTHWEST IN REGIONAL DEV AUTH	6000	9	5	-	-	19,169.41	-	-	19,169.41	-
	47980 Total					-	-	598,924.93	-	-	598,924.93	-
00750	11120	ABLENE NETWORK OPERATION CTR	1000	0	3	707,707.00	14,154.00	693,553.00	-	-	693,553.00	-
00750	11120	ABLENE NETWORK OPERATION CTR	1000	0	3	-	-	693,553.00	-	-	693,553.00	-
	11120 Total					707,707.00	14,154.00	693,553.00	-	-	693,553.00	-
00750	11130	SPINAL CORD & HEAD INJURY RSR	1000	0	3	542,576.00	10,652.00	-	-	-	-	-
00750	11130	SPINAL CORD & HEAD INJURY RSR	1000	0	3	-	-	531,726.00	-	-	531,726.00	-
	11130 Total					542,576.00	10,652.00	531,726.00	-	-	531,726.00	-

AUDITOR OF STATE
AGENCY APPROPRIATION AND ALLOTMENT TRIAL BALANCE REPORT
 July 1, 2013 through June 30, 2014 (Budget Year 2014; Run Date 7/13/14)

BU	PS FUND	PS Fund Name	CAFR Fund	PT	CTRL	APPROPRIATIONS	APPR BALANCE	ALLOTMENTS	PRE-ENCUMBRANCE	ENCUMBRANCES	EXPENDITURES	ALLOT BALANCE
00750	11480	LOCAL GOVT ADVISORY COMMISSION	1000	0	3	150,000.00	3,000.00	-	-	-	-	-
00750	11480	LOCAL GOVT ADVISORY COMMISSION	1000	6	3	150,000.00	3,000.00	147,000.00	-	-	147,000.00	-
	11480 Total					150,000.00	3,000.00	147,000.00			147,000.00	
00750	12745	Medical Educ Center Expansion	1000	0	3	3,000,000.00	60,000.00	-	-	-	-	-
00750	12745	Medical Educ Center Expansion	1000	6	3	3,000,000.00	60,000.00	2,940,000.00	-	-	2,940,000.00	-
	12745 Total					3,000,000.00	60,000.00	2,940,000.00			2,940,000.00	
00750	13101	Dual Credit	1000	0	3	1,454,500.00	29,090.00	-	-	-	-	-
00750	13101	Dual Credit	1000	6	3	1,454,500.00	29,090.00	1,425,410.00	-	-	1,425,410.00	-
	13101 Total					1,454,500.00	29,090.00	1,425,410.00			1,425,410.00	
00750	13832	H-LIGHT NETWORK OPERATIONS	1000	0	3	1,471,833.00	-	-	-	-	-	-
00750	13832	H-LIGHT NETWORK OPERATIONS	1000	6	3	1,471,833.00	-	1,471,833.00	-	-	1,471,833.00	-
	13832 Total					1,471,833.00		1,471,833.00			1,471,833.00	
00750	14210	INDIANA UNIVERSITY	1000	0	3	202,282,910.00	5,634,453.25	-	-	-	-	-
00750	14210	INDIANA UNIVERSITY	1000	6	3	202,282,910.00	5,634,453.25	196,618,456.75	-	-	196,618,456.75	-
	14210 Total					202,282,910.00	5,634,453.25	196,618,456.75			196,618,456.75	
00750	14220	REGIONAL CAMPUSES	1000	0	3	96,101,999.00	5,574,789.30	-	-	-	-	-
00750	14220	REGIONAL CAMPUSES	1000	6	3	96,101,999.00	5,574,789.30	90,527,209.70	-	-	90,527,209.70	-
	14220 Total					96,101,999.00	5,574,789.30	90,527,209.70			90,527,209.70	
00750	14240	I U P U I CAMPUS	1000	0	3	223,972,919.00	4,355,028.03	-	-	-	-	-
00750	14240	I U P U I CAMPUS	1000	6	3	223,972,919.00	4,355,028.03	219,617,890.97	-	-	219,617,890.97	-
	14240 Total					223,972,919.00	4,355,028.03	219,617,890.97			219,617,890.97	
00750	14510	DEVELOPMENTAL TRAINING CENTER	1000	0	3	2,105,824.00	42,116.00	-	-	-	-	-
00750	14510	DEVELOPMENTAL TRAINING CENTER	1000	6	3	2,105,824.00	42,116.00	2,063,708.00	-	-	2,063,708.00	-
	14510 Total					2,105,824.00	42,116.00	2,063,708.00			2,063,708.00	
00750	14520	HIGHER ED TELECOMMUNICATIONS	1000	0	3	435,269.00	-	-	-	-	-	-
00750	14520	HIGHER ED TELECOMMUNICATIONS	1000	6	3	435,269.00	-	435,269.00	-	-	435,269.00	-
	14520 Total					435,269.00		435,269.00			435,269.00	
00750	16840	GEOLOGICAL SURVEY	1000	0	3	2,729,188.00	54,584.00	-	-	-	-	-
00750	16840	GEOLOGICAL SURVEY	1000	6	3	2,729,188.00	54,584.00	2,674,615.00	-	-	2,674,615.00	-
	16840 Total					2,729,188.00	54,584.00	2,674,615.00			2,674,615.00	
00750	19560	IU GF Constr Fund	1000	0	7	25,876,298.00	-	-	-	-	-	-
00750	19560	IU GF Constr Fund	1000	7	7	25,876,298.00	-	25,876,298.00	-	-	25,876,298.00	-
	19560 Total					25,876,298.00		25,876,298.00			25,876,298.00	
00755	50810	STATE-WIDE FAMILY PRACTICE	6280	0	3	1,909,998.00	87,387.86	-	-	-	-	-
00760	11150	CENTER FOR PARALYSIS RESEARCH	1000	0	3	522,558.00	10,457.16	-	-	-	-	-
00760	11150	CENTER FOR PARALYSIS RESEARCH	1000	6	3	522,558.00	10,457.16	512,100.84	-	-	512,100.84	-
	11150 Total					522,558.00	10,457.16	512,100.84			512,100.84	
00760	12740	COUNTY AGRICULTURE AGENTS	1000	0	3	7,487,816.00	149,756.00	-	-	-	-	-
00760	12740	COUNTY AGRICULTURE AGENTS	1000	6	3	7,487,816.00	149,756.00	7,338,060.00	-	-	7,338,060.00	-
	12740 Total					7,487,816.00	149,756.00	7,338,060.00			7,338,060.00	
00760	13102	Next Gen Manufact. Competitv	1000	0	3	2,500,000.00	50,000.00	-	-	-	-	-
00760	13102	Next Gen Manufact. Competitv	1000	6	3	2,500,000.00	50,000.00	2,450,000.00	-	-	2,450,000.00	-
	13102 Total					2,500,000.00	50,000.00	2,450,000.00			2,450,000.00	
00760	13103	Dual Credit	1000	0	3	744,700.00	14,894.00	-	-	-	-	-
00760	13103	Dual Credit	1000	6	3	744,700.00	14,894.00	729,806.00	-	-	729,806.00	-
	13103 Total					744,700.00	14,894.00	729,806.00			729,806.00	
00760	13104	IPFW Academic Program Support	1000	0	3	2,000,000.00	40,000.00	-	-	-	-	-
00760	13104	IPFW Academic Program Support	1000	6	3	2,000,000.00	40,000.00	1,960,000.00	-	-	1,960,000.00	-
	13104 Total					2,000,000.00	40,000.00	1,960,000.00			1,960,000.00	
00760	14260	IUPURDUE UNIVERSITY-FT WAYNE	1000	0	3	44,329,369.00	780,375.29	-	-	-	-	-
00760	14260	IUPURDUE UNIVERSITY-FT WAYNE	1000	6	3	44,329,369.00	780,375.29	43,548,993.71	-	-	43,548,993.71	-
	14260 Total					44,329,369.00	780,375.29	43,548,993.71			43,548,993.71	
00760	14270	PURDUE UNIVERSITY	1000	0	3	266,129,166.00	4,895,950.81	-	-	-	-	-
00760	14270	PURDUE UNIVERSITY	1000	6	3	266,129,166.00	4,895,950.81	261,233,215.19	-	-	261,233,215.19	-
	14270 Total					266,129,166.00	4,895,950.81	261,233,215.19			261,233,215.19	
00760	14280	PURDUE REGIONAL CAMPUSES	1000	0	3	44,795,970.00	825,947.23	-	-	-	-	-
00760	14280	PURDUE REGIONAL CAMPUSES	1000	6	3	44,795,970.00	825,947.23	43,970,022.77	-	-	43,970,022.77	-
	14280 Total					44,795,970.00	825,947.23	43,970,022.77			43,970,022.77	
00760	14290	ANIMAL DIS DIAG LAB SYSTEM	1000	0	3	4,449,706.00	88,994.00	-	-	-	-	-
00760	14290	ANIMAL DIS DIAG LAB SYSTEM	1000	6	3	4,449,706.00	88,994.00	4,360,712.00	-	-	4,360,712.00	-
	14290 Total					4,449,706.00	88,994.00	4,360,712.00			4,360,712.00	
00760	14300	STATEWIDE TECHNOLOGY	1000	0	3	6,695,295.00	133,905.00	-	-	-	-	-
00760	14300	STATEWIDE TECHNOLOGY	1000	6	3	6,695,295.00	133,905.00	6,561,353.00	-	-	6,561,353.00	-
	14300 Total					6,695,295.00	133,905.00	6,561,353.00			6,561,353.00	
00760	15940	UNIVERSITY BASED BUS. ASSIST	1000	0	3	1,930,212.00	38,604.24	-	-	-	-	-
00760	15940	UNIVERSITY BASED BUS. ASSIST	1000	6	3	1,930,212.00	38,604.24	1,891,607.76	-	-	1,891,607.76	-
	15940 Total					1,930,212.00	38,604.24	1,891,607.76			1,891,607.76	
00760	16490	AGRICULTURE EXTENSION/RESEARCH	1000	0	3	8,492,325.00	169,847.00	-	-	-	-	-
00760	16490	AGRICULTURE EXTENSION/RESEARCH	1000	6	3	8,492,325.00	169,847.00	8,322,478.00	-	-	8,322,478.00	-
	16490 Total					8,492,325.00	169,847.00	8,322,478.00			8,322,478.00	
00760	18930	VETERINARY RESEARCH	1000	0	5	150,433.67	433.67	-	-	-	-	-
00760	18930	VETERINARY RESEARCH	1000	5	5	150,433.67	433.67	150,000.00	-	-	150,000.00	-
	18930 Total					150,433.67	433.67	150,000.00			150,000.00	
00760	19550	Purdue GF Constr Fund	1000	0	7	82,214,974.00	67,200,000.00	-	-	-	-	-
00760	19550	Purdue GF Constr Fund	1000	7	7	82,214,974.00	67,200,000.00	15,014,974.00	-	-	15,014,974.00	-
	19550 Total					82,214,974.00	67,200,000.00	15,014,974.00			15,014,974.00	
00760	33910	WINE GRAPE MARKET	2440	0	6	589,964.42	1,088,839.14	-	-	-	-	-
00760	33910	WINE GRAPE MARKET	2440	6	6	589,964.42	1,088,839.14	1,088,839.14	-	-	1,088,839.14	-
	33910 Total					589,964.42	1,088,839.14	1,088,839.14			1,088,839.14	
00770	13105	Dual Credit	1000	0	3	83,200.00	1,666.00	-	-	-	-	-
00770	13105	Dual Credit	1000	6	3	83,200.00	1,666.00	81,534.00	-	-	81,534.00	-
	13105 Total					83,200.00	1,666.00	81,534.00			81,534.00	
	13105 Total					83,200.00	1,666.00	81,534.00			81,534.00	

AUDITOR OF STATE
AGENCY APPROPRIATION AND ALLOTMENT TRIAL BALANCE REPORT
 July 1, 2013 through June 30, 2014 (Budget Year 2014; Run Date 7/13/14)

BU	PS FUND	PS Fund Name	CAFR Fund	PT	CTRL	APPROPRIATIONS	APPR BALANCE	ALLOTMENTS	PRE-ENCUMBRANCE	ENCUMBRANCES	EXPENDITURES	ALLOT BALANCE
0800	30519	OPERATIONS	4000	5	3			635,709.61		103,111.84	532,597.77	-
0800	30519	OPERATIONS	4000	8	3			27,285.00			27,285.00	-
0800	30519	OPERATIONS	4000	9	3			5,293,103.83		211,866.78	5,074,846.14	6,390.91
0800	30519	Total				273,092,597.96	3,256,515.42	269,836,072.54		4,125,600.93	265,697,140.25	13,437.36
0800	30520	MAINTENANCE WORK PROGRAM	4000	2	3	78,463,374.00	971,064.78	3,908,464.30		9,579,022.04	3,908,464.30	-
0800	30520	MAINTENANCE WORK PROGRAM	4000	3	3			50,960,485.57		8,649,532.01	11,381,463.53	-
0800	30520	MAINTENANCE WORK PROGRAM	4000	4	3			20,600,691.83		8,363.00	41,998,639.98	-
0800	30520	MAINTENANCE WORK PROGRAM	4000	5	3			799,300.62			789,937.62	-
0800	30520	MAINTENANCE WORK PROGRAM	4000	9	3			1,224,366.90			876,902.90	-
0800	30520	Total				78,463,374.00	971,064.78	77,492,909.22		18,594,331.05	86,895,406.33	12,519.84
0800	30523	ACCESS ROAD CONSTR. IC 8-23-57	4000	0	6	1,201,720.07	657,969.07	543,751.00		121,630.88	106,527.12	315,393.00
0800	30523	Total				1,201,720.07	657,969.07	543,751.00		121,630.88	106,527.12	315,393.00
0800	30524	DISTRESSED ROAD IC 8-14-82	4000	0	6	2,356,890.26	2,356,890.26					-
0800	30524	Total				2,356,890.26	2,356,890.26					-
0800	30529	WORK ZONE SAFETY FUND	4000	0	6	4,673,324.18	2,954,145.41					-
0800	30530	JOINT MAJOR MOVES CONSTR	4000	0	3	4,673,324.18	4,673,324.18					-
0800	30530	JOINT MAJOR MOVES CONSTR	4000	3	3	5,000,000.00	5,464,484.78					-
0800	30530	Total				9,673,324.18	10,138,808.96	135,515.22		216,875.02	(81,365.80)	-
0800	30537	STATE INFRASTRUCTURE BANK	4000	0	5	4,260,376.99	4,260,376.99					-
0800	30537	Total				4,260,376.99	4,260,376.99					-
0800	30544	INTERSTATE HARDWOOD FOREST	4000	0	6	37,323.33	37,323.33					-
0800	30544	Total				37,323.33	37,323.33					-
0800	30545	STATE - HERRICC	4000	2	5	160,411.64	160,411.64					-
0800	30545	Total				160,411.64	160,411.64					-
0800	30547	GEN ALLOT MAJOR MOVES CONSTR	4000	0	5	25,000,000.00	25,000,000.00					-
0800	30547	Total				25,000,000.00	25,000,000.00					-
0800	30548	GEN ALLOT MAJOR MOVES RT-OF-WA	4000	2	5	5,000,000.00	5,000,000.00					-
0800	30548	Total				5,000,000.00	5,000,000.00					-
0800	30549	GEN ALLOT MAJOR MOVES CONSULT	4000	2	5	20,000,000.00	6,858,132.06					-
0800	30549	Total				20,000,000.00	6,858,132.06					-
0800	30550	GENERAL ALLOT CONSTRUCTION CON	4000	0	3	24,550,000.00	25,466,816.62					-
0800	30550	GENERAL ALLOT CONSTRUCTION CON	4000	3	3			13,141,867.94		11,698,594.27	1,443,273.67	-
0800	30550	GENERAL ALLOT CONSTRUCTION CON	4000	7	3			2,787,085.34		447,194.76	2,339,890.58	-
0800	30550	GENERAL ALLOT CONSTRUCTION CON	4000	8	3			(4,609,474.46)		905,572.50	(4,609,474.46)	-
0800	30550	GENERAL ALLOT CONSTRUCTION CON	4000	8	3			905,572.50				-
0800	30550	Total				24,550,000.00	25,466,816.62	(916,816.62)		1,352,767.26	(2,269,583.88)	-
0800	30554	GEN ALLOT SPR PROGRAM	4000	0	3	750,000.00	750,000.00					-
0800	30554	Total				750,000.00	750,000.00					-
0800	30588	COUNTY MATCH FOR FEDERAL HWY	4000	0	6	3,349,462.29	(50,293,462.29)					-
0800	30588	Total				3,349,462.29	(50,293,462.29)					-
0800	30589	LOCAL MATCH FOR FEDERAL HWY	4000	0	6	27,520,716.29	25,810,578.44					-
0800	30589	Total				27,520,716.29	25,810,578.44					-
0800	41110	Major Moves 2020 Trust Fund	1000	0	3	18,750.00						-
0800	41110	Major Moves 2020 Trust Fund	1000	3	3			18,750.00			18,750.00	-
0800	41110	Total				18,750.00		18,750.00				-
0800	42235	LEASE RENTAL PL 68-1988	4580	0	3	58,700,000.00						-
0800	42235	LEASE RENTAL PL 68-1988	4580	3	3			58,700,000.00			58,700,000.00	-
0800	42235	Total				58,700,000.00		58,700,000.00			58,700,000.00	-
0800	42310	DEPT OF TRANSPORTATION ADMIN	4600	0	7	500.00	500.00					-
0800	42310	Total				500.00	500.00					-
0800	42360	INTERMODAL GRANT PROG-STALOCAL	4600	0	5	90,720.60	90,720.60					-
0800	42360	Total				90,720.60	90,720.60					-
0800	42440	CROSSROADS 2000-LEASE RENTAL	4640	0	3							-
0800	42440	CROSSROADS 2000-LEASE RENTAL	4640	3	3			43,591,225.00			43,591,225.00	-
0800	42440	Total						43,591,225.00			43,591,225.00	-
0800	42510	HIGH SPEED RAIL DEVELOPMENT	4650	0	4	20,000.00	1,000.00					-
0800	42510	HIGH SPEED RAIL DEVELOPMENT	4650	9	4			19,000.00			19,000.00	-
0800	42510	Total				20,000.00	1,000.00	19,000.00			19,000.00	-
0800	4320	PUBLIC MASS TRANS GRT PRG-STAT	4800	0	7	43,280,472.58	679,382.58					-
0800	4320	PUBLIC MASS TRANS GRT PRG-STAT	4800	6	6			42,581,030.00		24,603,392.00	17,977,638.00	-
0800	4320	Total				43,280,472.58	679,382.58	42,581,030.00		24,603,392.00	17,977,638.00	-
0800	44150	SEMINARS	6000	0	6	16,760.00	8,684.80					-
0800	44150	SEMINARS	6000	0	6			8,684.80			1,904.80	-
0800	44150	Total				16,760.00	8,684.80	8,684.80			1,904.80	-
0800	44380	EPA GRANT	6000	0	6	2,894.05	2,894.05					-
0800	44380	Total				2,894.05	2,894.05					-
0800	45760	INDUSTRIAL RAIL SERVICE	6000	0	6	4,763,268.89	(304,204.34)					-
0800	45760	INDUSTRIAL RAIL SERVICE	6000	6	6			5,067,493.23		2,712,002.63	316,293.68	-
0800	45760	INDUSTRIAL RAIL SERVICE	6000	6	6			200,640.60			200,640.60	-
0800	45760	Total				4,763,268.89	(304,204.34)	5,067,493.23		2,712,002.63	2,091,190.92	-
0800	52010	PUBLIC UTILITY TAX	6610	0	6	24,827,870.21	(8,126,633.86)					-
0800	52010	PUBLIC UTILITY TAX	6610	6	6			32,954,604.07			16,359,655.00	-
0800	52010	Total				24,827,870.21	(8,126,633.86)	32,954,604.07			16,359,655.00	-
0800	58010	ARRA INDOT Highway Constructio	8000	0	7	10,723,268.79	10,720,383.52					-
0800	58010	ARRA INDOT Highway Constructio	8000	0	7			2,875.27			2,875.27	-
0800	58010	ARRA INDOT Highway Constructio	8000	0	7			10,000,453.02				-
0800	58010	ARRA INDOT Highway Constructio	8000	0	7			10,000,453.02				-
0800	58010	Total				10,723,268.79	10,720,383.52	20,933.10				-
0800	58061	ARRA Propane Conversion Grant	8000	0	7	20,933.10	20,933.10					-
0800	58061	ARRA Propane Conversion Grant	8000	0	7			2,265,701.00				-
0800	58061	ARRA Propane Conversion Grant	8000	0	7			2,265,701.00				-
0800	58061	ARRA Propane Conversion Grant	8000	0	7			2,265,701.00				-
0800	58075	Tiger Grant - Indy Bicycle/Ped	8000	0	7			2,265,701.00				-
0800	58075	Tiger Grant - Indy Bicycle/Ped	8000	0	7			2,265,701.00				-
0800	58075	Total						2,265,701.00				-

AUDITOR OF STATE
AGENCY APPROPRIATION AND ALLOTMENT TRIAL BALANCE REPORT
 July 1, 2013 through June 30, 2014 (Budget Year 2014; Run Date 7/13/14)

BU	PS FUND	CAFR Fund	PT	CTRL	APPROPRIATIONS	APPR BALANCE	ALLOTMENTS	PRE-ENCUMBRANCE	ENCUMBRANCES	EXPENDITURES	ALLOT BALANCE
00800	58360	8000	0	7	12,931,323.44	12,940,215.45	(8,892.01)	-	-	(8,892.01)	-
	58360 Total				12,931,323.44	12,940,215.45	(8,892.01)			(8,892.01)	
00800	58370	8000	0	7	962,292.45	962,292.45	-	-	-	-	-
	58370 Total				962,292.45	962,292.45					
00800	58380	8000	0	7	2,943,573.63	2,943,573.63	-	-	-	-	-
	58380 Total				2,943,573.63	2,943,573.63					
00800	63200	8020	0	7	1,539,501,143.42	1,539,501,143.42	-	-	-	-	-
	63200 Total				1,539,501,143.42	1,539,501,143.42					
00800	63210	8020	0	7	2,885,033,425.86	2,885,033,425.86	-	-	-	-	-
	63210 Total				2,885,033,425.86	2,885,033,425.86					
00800	63220	8020	0	7	26,898,397.33	26,898,397.33	-	-	-	-	-
	63220 Total				26,898,397.33	26,898,397.33					
00800	63230	8020	0	7	185,925.34	185,925.34	-	-	-	-	-
	63230 Total				185,925.34	185,925.34					
00800	63240	8020	0	7	10,343,249.00	10,343,249.00	-	-	-	-	-
	63240 Total				10,343,249.00	10,343,249.00					
00800	63240	8097	0	7	5,450.10	5,450.10	-	-	-	-	-
	63240 Total				5,450.10	5,450.10					
00800	70110	5360	0	6	1,509,824.52	1,509,824.52	-	-	-	-	-
	70110 Total				1,509,824.52	1,509,824.52					
00800	70120	6350	0	6	1,280,274.16	1,280,274.16	-	-	-	-	-
	70120 Total				1,280,274.16	1,280,274.16					
00878	13812	1000	0	3	600,000.00	27,000.00	-	-	-	-	-
	13812 Total				600,000.00	27,000.00					
00878	13812	1000	6	3	600,000.00	27,000.00	-	-	-	-	-
	13812 Total				600,000.00	27,000.00					
00878	48130	6000	0	6	189,164.31	189,164.31	-	-	-	-	-
	48130 Total				189,164.31	189,164.31					
00878	98878	9878	0	6	26,694.96	22,316.44	-	-	-	-	-
	98878 Total				26,694.96	22,316.44					
00885	19590	1000	0	7	58,232.24	58,232.24	-	-	-	-	-
	19590 Total				58,232.24	58,232.24					
08385	47921	9112	0	5	1,255,824.30	882,558.96	-	-	-	-	-
	47921 Total				1,255,824.30	882,558.96					
08385	47921	9112	7	5	1,065,792,619.00	425,872,272.81	-	-	-	-	-
	47921 Total				1,065,792,619.00	425,872,272.81					
08510	70070	6760	0	7	1,255,824.30	882,558.96	-	-	-	-	-
	70070 Total				1,255,824.30	882,558.96					
99999	99999	9999	0	9999	44,414,549,062.46	13,363,001,889.07	-	-	-	-	-
	99999 Total				44,414,549,062.46	13,363,001,889.07					
99999	99999	9999	1	9999	705,307,000.08	34,058,366.38	-	-	-	-	-
	99999 Total				705,307,000.08	34,058,366.38					
99999	99999	9999	2	9999	1,298,371,297.99	89,973,161.14	-	-	-	-	-
	99999 Total				1,298,371,297.99	89,973,161.14					
99999	99999	9999	3	9999	705,307,000.08	34,058,366.38	-	-	-	-	-
	99999 Total				705,307,000.08	34,058,366.38					
99999	99999	9999	4	9999	1,298,371,297.99	89,973,161.14	-	-	-	-	-
	99999 Total				1,298,371,297.99	89,973,161.14					
99999	99999	9999	5	9999	705,307,000.08	34,058,366.38	-	-	-	-	-
	99999 Total				705,307,000.08	34,058,366.38					
99999	99999	9999	6	9999	1,298,371,297.99	89,973,161.14	-	-	-	-	-
	99999 Total				1,298,371,297.99	89,973,161.14					
99999	99999	9999	7	9999	705,307,000.08	34,058,366.38	-	-	-	-	-
	99999 Total				705,307,000.08	34,058,366.38					
99999	99999	9999	8	9999	1,298,371,297.99	89,973,161.14	-	-	-	-	-
	99999 Total				1,298,371,297.99	89,973,161.14					
99999	99999	9999	9	9999	705,307,000.08	34,058,366.38	-	-	-	-	-
	99999 Total				705,307,000.08	34,058,366.38					
99999	99999	9999	9	9999	1,298,371,297.99	89,973,161.14	-	-	-	-	-
	99999 Total				1,298,371,297.99	89,973,161.14					
99999	99999	9999	9	9999	705,307,000.08	34,058,366.38	-	-	-	-	-
	99999 Total				705,307,000.08	34,058,366.38					
99999	99999	9999	9	9999	1,298,371,297.99	89,973,161.14	-	-	-	-	-
	99999 Total				1,298,371,297.99	89,973,161.14					
99999	99999	9999	9	9999	705,307,000.08	34,058,366.38	-	-	-	-	-
	99999 Total				705,307,000.08	34,058,366.38					
99999	99999	9999	9	9999	1,298,371,297.99	89,973,161.14	-	-	-	-	-
	99999 Total				1,298,371,297.99	89,973,161.14					
99999	99999	9999	9	9999	705,307,000.08	34,058,366.38	-	-	-	-	-
	99999 Total				705,307,000.08	34,058,366.38					
99999	99999	9999	9	9999	1,298,371,297.99	89,973,161.14	-	-	-	-	-
	99999 Total				1,298,371,297.99	89,973,161.14					
99999	99999	9999	9	9999	705,307,000.08	34,058,366.38	-	-	-	-	-
	99999 Total				705,307,000.08	34,058,366.38					
99999	99999	9999	9	9999	1,298,371,297.99	89,973,161.14	-	-	-	-	-
	99999 Total				1,298,371,297.99	89,973,161.14					
99999	99999	9999	9	9999	705,307,000.08	34,058,366.38	-	-	-	-	-
	99999 Total				705,307,000.08	34,058,366.38					
99999	99999	9999	9	9999	1,298,371,297.99	89,973,161.14	-	-	-	-	-
	99999 Total				1,298,371,297.99	89,973,161.14					
99999	99999	9999	9	9999	705,307,000.08	34,058,366.38	-	-	-	-	-
	99999 Total				705,307,000.08	34,058,366.38					
99999	99999	9999	9	9999	1,298,371,297.99	89,973,161.14	-	-	-	-	-
	99999 Total				1,298,371,297.99	89,973,161.14					
99999	99999	9999	9	9999	705,307,000.08	34,058,366.38	-	-	-	-	-
	99999 Total				705,307,000.08	34,058,366.38					
99999	99999	9999	9	9999	1,298,371,297.99	89,973,161.14	-	-	-	-	-
	99999 Total				1,298,371,297.99	89,973,161.14					
99999	99999	9999	9	9999	705,307,000.08	34,058,366.38	-	-	-	-	-
	99999 Total				705,307,000.08	34,058,366.38					
99999	99999	9999	9	9999	1,298,371,297.99	89,973,161.14	-	-	-	-	-
	99999 Total				1,298,371,297.99	89,973,161.14					
99999	99999	9999	9	9999	705,307,000.08	34,058,366.38	-	-	-	-	-
	99999 Total				705,307,000.08	34,058,366.38					
99999	99999	9999	9	9999	1,298,371,297.99	89,973,161.14	-	-	-	-	-
	99999 Total				1,298,371,297.99	89,973,161.14					
99999	99999	9999	9	9999	705,307,000.08	34,058,366.38	-	-	-	-	-
	99999 Total				705,307,000.08	34,058,366.38					
99999	99999	9999	9	9999	1,298,371,297.99	89,973,161.14	-	-	-	-	-
	99999 Total				1,298,371,297.99	89,973,161.14					
99999	99999	9999	9	9999	705,307,000.08	34,058,366.38	-	-	-	-	-
	99999 Total				705,307,000.08	34,0					

**CURRENT EXPENDITURES AND ENCUMBRANCES
FOR YEAR ENDED JUNE 30, 2014**

Account Number	Description	Total Expenditures	Total Encumbrances	Total Expenditures and Encumbrances
EXPENSE ADJUSTMENTS				
500500	Prior Period Adjustment	\$ 473,437.50	\$ -	\$ 473,437.50
TOTAL EXPENSE ADJUSTMENTS		473,437.50	-	473,437.50
PERSONAL SERVICES AND FRINGE BENEFITS				
510100	Salaries & Wages	(16,225,400.97)	-	(16,225,400.97)
510101	Payroll Salaries & Wages	1,436,254,930.31	-	1,436,254,930.31
510201	Payroll Salary&Wage Overtime	6,172,025.99	-	6,172,025.99
511002	Exempt Full time	368.00	58,761.57	59,129.57
511350	Exempt Vacation	366,972.83	-	366,972.83
512002	Nonexempt Full time	7.88	11,299.66	11,307.54
514010	Temporary Labor nonpayroll	39,655.95	-	39,655.95
514130	Admin Law Judges	79,572.56	-	79,572.56
514200	Seasonal Labor	358,347.33	-	358,347.33
514300	Interns	10,700.00	-	10,700.00
515002	Inmate wages	6,254,024.07	-	6,254,024.07
515004	Unused Leave Payments	7,607.51	-	7,607.51
515300	Board Member or Comm. Stipend	264,494.86	-	264,494.86
516002	FICA - Regular	(1,219.44)	3,958.51	2,739.07
516003	Payroll Social Security	96,350,448.27	-	96,350,448.27
516004	FICA - Medicare	-	1,024.72	1,024.72
516005	Payroll Medicare	851,761.21	-	851,761.21
516006	Federal Excise Tax	47,476.00	-	47,476.00
517003	Payroll Perf St Pd Em COntr	36,399,714.19	2,151.87	36,401,866.06
517005	Payroll PERF State Share	135,448,366.28	7,531.67	135,455,897.95
517006	Ret - Def Comp Employer share	(120.00)	-	(120.00)
517008	Ret - Teachers' Ret Fund	1,363,606.58	-	1,363,606.58
517021	Payroll Legislative Retirement	1,218,940.31	-	1,218,940.31
517051	Payroll COns/Abc Officer Ret	5,280,620.16	-	5,280,620.16
517070	Ret - State Contribution	259,000.54	-	259,000.54
517080	Ret - Benefit/Pension	15,583,932.68	-	15,583,932.68
518105	Anthem CDHP1	211,624,598.10	-	211,624,598.10
518106	Anthem Trad II	13,100.14	-	13,100.14
518107	Anthem CDHP 2	26,791,748.40	-	26,791,748.40
518140	M-plan Health Ins	2,057.55	-	2,057.55
518150	Blue Cross Health Ins	536,587.18	-	536,587.18
518151	Anthem Trad 2	7,598,586.04	-	7,598,586.04
518406	Payroll Police Hlth Ins	24,050,752.78	-	24,050,752.78
518490	Health Insurance Admin Fee	16,449,979.21	-	16,449,979.21
518501	Payroll COns/Excise Hlth Ins	3,790,531.64	-	3,790,531.64
518550	Payroll Use Hlth Ins	20,082.04	-	20,082.04
518560	Retiree Medical Benefits	10,177.32	-	10,177.32
518606	Payroll Life Insurance	1,973,283.21	-	1,973,283.21
518640	American Family Life Insurance	144.32	-	144.32
518711	Payroll Delta Care Dental	(3.92)	-	(3.92)
518740	Dentacare Dental Ins	13,646.88	-	13,646.88
518750	Traditional Dental	1,982.52	-	1,982.52
518760	Payroll Cons/Excise Dental	168,522.88	-	168,522.88
518798	Payroll Delta Dental Trad	14,368,267.55	-	14,368,267.55
518800	Anthem Vision	1,057,466.24	-	1,057,466.24
518801	Payroll Vision Care	3,189.13	-	3,189.13
518900	Employee Assistance	308.00	-	308.00
518901	Payroll Employee Assistance	257,352.60	-	257,352.60
518906	Medical Care Spenddown	57.50	-	57.50
518907	Spenddown Admin	2.63	-	2.63
518911	ST POL Employee Assistance	16,229.17	-	16,229.17
519006	Payroll Long Term Disability	19,317,296.72	-	19,317,296.72
519110	Exempt Unemployment Insurance	1,985,489.11	-	1,985,489.11
519120	NonExempt Unemplymnt Insurance	175,087.66	-	175,087.66
519210	Exempt - Worker's Compensation	2,332,680.02	-	2,332,680.02

**CURRENT EXPENDITURES AND ENCUMBRANCES
FOR YEAR ENDED JUNE 30, 2014**

Account Number	Description	Total Expenditures	Total Encumbrances	Total Expenditures and Encumbrances
519230	Workers Comp Medical Claims	11,256,350.21	-	11,256,350.21
519240	Workers Comp Admin Fee	528,662.40	-	528,662.40
519402	Drug Testing	147,260.61	-	147,260.61
519501	Employee Reimb Physical Exams	553.50	-	553.50
519502	Employee Physical Examinations	212,036.07	-	212,036.07
519503	Payroll Def Comp - StateMatch	8,922,560.62	-	8,922,560.62
519602	Deferred Compensation	(21.60)	-	(21.60)
519710	Employee Tuition Reimbursement	62,339.61	-	62,339.61
519720	HSA Health Savings Acct	23,850.23	6,422.23	30,272.46
519721	Payroll Health Savings Acct 1	39,469,710.76	-	39,469,710.76
519725	Payroll Health Savings Acct 2	1,194,830.35	-	1,194,830.35
519810	Temp Staffing Individual	3,169,307.01	280,098.69	3,449,405.70
519811	Payroll Personal Svc Id#	237.01	-	237.01
519820	Temp Staffing Company	9,375,042.13	3,303,207.31	12,678,249.44
519821	Payroll Personal Svc Ss#	72,691.19	-	72,691.19
519830	Temp Staffing Info Tech	198,680.60	-	198,680.60
519840	Temp Staffing Security	10,449.95	-	10,449.95
519850	Temp Staffing Clerical	9,475,054.05	430,464.70	9,905,518.75
519851	Temp Staffing Manual Labor	18,579.20	-	18,579.20
519852	Temp Staffing Financial	61,488.30	-	61,488.30
519853	Temp Staffing Medical	2,988,699.65	1,160.00	2,989,859.65
519854	Temp Staffing Publishing	182,951.47	-	182,951.47
519855	Temp Staffing Engineering	78,407.50	6,267.50	84,675.00
519856	Temp Staffing Household	8.87	-	8.87
TOTAL PERSONAL SERVICES AND FRINGE BENEFITS		2,146,394,765.41	4,112,348.43	2,150,507,113.84
UTILITIES				
520102	Water & Sewage	3,145,871.64	2,515.00	3,148,386.64
520104	Water & Sewage - Water	2,948,479.37	825.97	2,949,305.34
520106	Water & Sewage - Sewer	5,108,047.34	-	5,108,047.34
520108	Water & Sewage-LiquidWastTrtmt	16,970.03	11,120.00	28,090.03
520109	Stormwater Fee	93,496.80	-	93,496.80
520202	Energy - Electricity	38,430,990.36	17,948.41	38,448,938.77
520204	Energy - Natural Gas	12,799,006.42	-	12,799,006.42
520206	Energy - Liquid Gas	138,426.01	-	138,426.01
520208	Energy - Heating fuel	1,361,321.14	3,166.22	1,364,487.36
520210	Energy - Steam Heat	2,923,800.95	-	2,923,800.95
520212	Energy - Chilled Water	3,881,848.92	-	3,881,848.92
521001	Telecom - Telephone	48,437.69	783.97	49,221.66
521002	Telecom -TelephoneLocalService	5,919,234.29	1,416.00	5,920,650.29
521004	Telecom - Telephone - Network	67,588.21	119.08	67,707.29
521006	Telecom -TelephoneLongDistance	2,420,696.38	-	2,420,696.38
521008	Telecom - Voice Mail	67,350.79	-	67,350.79
521010	Telecom - Pagers	25,288.19	-	25,288.19
521012	Telecom - Radio	5,426.25	-	5,426.25
521014	Telecom - Teleconference	58,488.92	50.00	58,538.92
521016	Telecom - Cellular	6,657,592.64	-	6,657,592.64
521017	Telecom - Cellular Overage	143,557.53	-	143,557.53
521018	Telecom - Data	9,014,287.64	10,578.42	9,024,866.06
521020	Telecom - ConferenceCall	24,543.76	-	24,543.76
521021	Telecom - Adm & Support	31,838.71	-	31,838.71
521022	Telecom - Messaging	420,548.54	-	420,548.54
521023	Telecom - Wireless Network	31,172.66	-	31,172.66
521030	Telecom - Directory Assist	17,947.84	-	17,947.84
521040	Telecom - Satellite Phone	3,958.69	1,215.53	5,174.22
521210	Recycling	475.26	-	475.26
TOTAL UTILITIES		95,806,692.97	49,738.60	95,856,431.57

**CURRENT EXPENDITURES AND ENCUMBRANCES
FOR YEAR ENDED JUNE 30, 2014**

Account Number	Description	Total Expenditures	Total Encumbrances	Total Expenditures and Encumbrances
CONTRACTUAL SERVICES				
531010	Prof Serv - MGMT CONSULTANT	443,704,507.11	58,163,685.72	501,868,192.83
531012	Prof Serv - ACCOUNTING SERVICE	4,498,037.95	2,047,428.43	6,545,466.38
531013	Prof Serv - Info Process Cnslt	7,039,228.48	1,001,475.08	8,040,703.56
531014	Prof Serv - Legal Services	5,913,211.95	374,106.27	6,287,318.22
531015	COLLECTION SERVICE	5,437,454.17	24,909.00	5,462,363.17
531016	Prof Serv - Office Management	533,586.97	115,057.07	648,644.04
531018	Prof Serv - Abandon Prop Audit	(1,347.20)	-	(1,347.20)
531020	Prof Serv - Media Services	3,235,432.01	267,476.41	3,502,908.42
531022	Prof Serv - Call Answering	151,863.88	-	151,863.88
531025	Prof Serv - Program Develop	25,282,752.53	3,426,069.44	28,708,821.97
531026	Prof Serv - Business Admin	84,417,891.10	8,190,692.46	92,608,583.56
531027	Prof Serv - Clerical	2,362,771.72	269,017.57	2,631,789.29
531028	Prof Serv - GIS	1,968,634.40	325,997.40	2,294,631.80
531029	Prof Serv - IT Services	78,872,400.66	7,022,154.89	85,894,555.55
531030	Prof Serv - Mgmt Support	11,310,916.80	1,173,393.01	12,484,309.81
531031	Prof Serv - HR Consult	289,534.30	58,501.55	348,035.85
531032	Prof Serv - Animal Hlth	87,647.19	221,089.77	308,736.96
531033	Prof Serv - Fishing	113,734.82	49,479.43	163,214.25
531035	Prof Serv - Livestock Serv	81,033.96	-	81,033.96
531036	Prof Serv - Drivers	566,898.45	119,018.01	685,916.46
531037	Prof Serv - Data Mgmt	22,747,517.53	881,065.23	23,628,582.76
531038	Prof Serv - Employment Serv	2,264,852.25	2,545,666.16	4,810,518.41
531039	Prof Serv - Engineering	6,846,116.07	1,093,329.58	7,939,445.65
531040	Prof Serv - Acct-Billing	7,735.34	-	7,735.34
531041	Prof Serv - Acct-Commodity	22,545.56	-	22,545.56
531042	Prof Serv - Acct-OpLeaseFinSer	14,481.96	-	14,481.96
531043	Prof Serv - Youth Organizing	289,118.57	10,973.44	300,092.01
531044	Prof Serv - Business Research	418,624.00	15,603.34	434,227.34
531045	Prof Serv-InfoProcCon-DataServ	5,037,897.54	1,074,185.91	6,112,083.45
531046	Prof Serv-InfoProcCon-Implmnt	471,625.41	17,717.30	489,342.71
531047	Prof Serv-InfoProcCon-Mainfrm	3,401.10	-	3,401.10
531048	Prof Serv-InfoProcCon-Network	1,739,810.14	934.99	1,740,745.13
531049	Prof Serv-InfoProcCon-Software	16,882,579.70	1,536,721.37	18,419,301.07
531051	Prof Serv-Travel Agency	32,991.00	50,471.00	83,462.00
531052	Prof Serv-Product Transport	19,960.00	-	19,960.00
531053	Prof Serv-Contract Law Service	127,596.85	1,565.77	129,162.62
531054	Prof Serv - Interpretation Svc	132,930.62	5,288.02	138,218.64
531055	Prof Serv-Legal Research	458,164.06	7,244.01	465,408.07
531057	Lobbying Fees	245,336.00	12,417.00	257,753.00
531060	Prof Serv-Promo Partnership	192,665.00	2,001.20	194,666.20
531061	Prof Serv-Photography Service	14,640.26	-	14,640.26
531062	Prof Serv-Community Conslt	4,545,071.68	382,749.08	4,927,820.76
531063	Prof Serv-Research Conslt	2,074,855.51	381,160.41	2,456,015.92
531065	Editorial Services	290,243.79	31,738.55	321,982.34
531066	Promotional Premiums	2,442.45	-	2,442.45
531067	Prof Serv - Medical Consultant	296,389.01	3,926.01	300,315.02
531068	Prof Serv - Food Service	41,682,624.43	-	41,682,624.43
531069	Prof Serv-Energy/Utility Consu	194,945.00	-	194,945.00
532004	Main -FacMainAgrmnt	1,801,525.65	23,754.45	1,825,280.10
532010	Main - Buildg&Grnd Main	3,704,942.71	934,700.70	4,639,643.41
532012	Main - Mowing	2,625,444.17	253,225.83	2,878,670.00
532016	Main -Tree Fertilization	475.00	-	475.00
532018	Main -AerialSpraying	11,600.00	-	11,600.00
532020	Main - Fac Inspection	17,208.10	8,950.00	26,158.10
532022	Main -Cleaning Serv	9,186,480.86	424,641.95	9,611,122.81
532023	Main -GarbageRemoval	2,033,337.76	174,893.00	2,208,230.76
532024	Main -Pest Control	159,329.27	13,316.50	172,645.77
532026	Main - LANDSCAPING	454,427.70	43,149.15	497,576.85
532030	Main - Fence	23,197.14	-	23,197.14
532032	Main - Highway Bridge	380.68	-	380.68

**CURRENT EXPENDITURES AND ENCUMBRANCES
FOR YEAR ENDED JUNE 30, 2014**

Account Number	Description	Total Expenditures	Total Encumbrances	Total Expenditures and Encumbrances
532033	Main - Docks Mooring	12,705.09	51,755.62	64,460.71
532034	Main - Marine	2,334.00	-	2,334.00
532036	Main -WeighStations RestArea	235,015.01	1,154.00	236,169.01
532037	Main - Utilities	343,511.52	4,205.32	347,716.84
532038	Main - Curb	6,940.00	-	6,940.00
532040	Main -Street Sweeping	489,696.30	213,612.40	703,308.70
532042	Main - SnowIceRemoval	298,443.11	58,056.93	356,500.04
532044	Main -Tree Trimming	645,732.70	20,702.00	666,434.70
532048	Main -DITCH CLEANING	59,855.08	-	59,855.08
532050	Main - RESURFACING	4,515,882.41	517,996.19	5,033,878.60
532054	Main -BridgeMaint	101,982.27	-	101,982.27
532055	Main - Cable Install	388,239.42	40,524.99	428,764.41
532061	Main - Facility Mgmt	5,257,863.56	14,886.08	5,272,749.64
532062	Main - Safety	93,639.33	4,450.00	98,089.33
532063	Main - Security Equipment	720,691.68	16,380.25	737,071.93
532065	Main - Carpet	540,990.25	8,768.15	549,758.40
532070	Main - INFRASTRUCTURE	1,614,156.81	672,151.24	2,286,308.05
532074	Main-Decontamntn	42,205.50	10,223.81	52,429.31
533004	Main - Equip Main Agreement	3,666,966.59	634,593.49	4,301,560.08
533019	Main - Motor Vehicles	3,348,703.08	95,875.84	3,444,578.92
533020	Main - Marine Repair	123,796.87	-	123,796.87
533021	Main - Aircraft Repair	53,174.61	-	53,174.61
533023	Main - Equipment Inspection	183,657.19	10,481.16	194,138.35
533025	Main - Shop Equipment	722,424.11	30,563.44	752,987.55
533026	Main - Roll Call Equipment	240.50	-	240.50
533027	Main - HOSP-EQUIP REPAIR	82,835.37	39.15	82,874.52
533029	Main - Edu Equipment	11,475.25	-	11,475.25
533031	Main - Rec Equipment	88,083.34	-	88,083.34
533033	Main - Office Equipment	2,207,568.23	230,959.06	2,438,527.29
533035	Main - Tech/Lab Equipment	389,569.18	53.20	389,622.38
533039	Main - Telecommunications	4,856,534.66	21,134.38	4,877,669.04
533040	Main - Office Copier	706,536.87	241,681.29	948,218.16
533041	Main - Computers	1,765,683.97	138,253.14	1,903,937.11
533042	Main - Fleet Mgmt	255,442.03	200.00	255,642.03
533043	Main - Inspect&Test	2,920,650.52	660,486.10	3,581,136.62
533044	Main - Lawnmowers	66,568.13	10.30	66,578.43
533045	Main - Power Plant	144,977.55	483,153.00	628,130.55
533052	Main-Elec Contractor	91,550.58	22,005.83	113,556.41
534010	Sec & Sfty - Security Serv	37,068,355.47	10,965.12	37,079,320.59
534020	Sec & Sfty - Fire Control	227,197.52	22,024.50	249,222.02
534030	Sec & Sfty - Air Control	2,324.45	208.30	2,532.75
534040	Sec & Sfty - SECURITY ALARMS	269,907.67	37,953.14	307,860.81
534050	Sec & Sfty - Guard Services	3,250,246.01	446,793.28	3,697,039.29
534051	Sec & Sfty - Sec System	8,413,048.12	57,402.81	8,470,450.93
534052	Sec & Sfty - Surveillance	307,882.43	4,946.00	312,828.43
534060	Sec & Sfty - Crime Prevention	392,862.45	113,886.93	506,749.38
534070	Sec & Sfty - Hazardous Mat	136,448.13	12,691.68	149,139.81
534090	Sec & Sfty - Water Safety	5,382.02	240.00	5,622.02
535010	Com & Train - Advertising	16,124.66	4,169.45	20,294.11
535012	Com & Train - WORK SHOPS	1,150,368.61	45,517.82	1,195,886.43
535014	Com & Train - TRAINING General	7,440,583.25	2,341,954.50	9,782,537.75
535015	Com & Train - Adult Ed	511,230.95	88,523.78	599,754.73
535016	Com & Train - Secondary Schl	1,000.00	-	1,000.00
535017	Com & Train - Voc Ed	205,094.38	44,092.62	249,187.00
535018	Com & Train - Career Developmt	397,817.15	176,439.28	574,256.43
535020	Com & Train - Exhibition	29,558.97	-	29,558.97
535021	Com & Train-PersonalAppearnce	9,735.00	300.00	10,035.00
536010	Ship Trans - COURIER SERVICE	777,384.97	128.78	777,513.75
536012	Ship Trans -MAIL Serv Subscrtn	249,880.33	47,420.72	297,301.05
536014	Ship Trans - Moving	112,583.10	2,304.77	114,887.87
537010	Ins & Bond -Emplyee Blnkt Bnd	31,720.00	-	31,720.00
537012	Ins & Bond -Surety Bnd Offcls	31,998.00	-	31,998.00

**CURRENT EXPENDITURES AND ENCUMBRANCES
FOR YEAR ENDED JUNE 30, 2014**

Account Number	Description	Total Expenditures	Total Encumbrances	Total Expenditures and Encumbrances
537014	Ins & Bond - Property	1,015,730.43	-	1,015,730.43
537020	Ins & Bond - Comp General Liab	60,315.98	-	60,315.98
537026	Ins & Bond - EmployerLiability	28,866.00	-	28,866.00
537031	Ins & Bond - Instructor	3,062.75	-	3,062.75
537032	Ins & Bond - Retirement	300.00	-	300.00
538010	Const -Site Prep	10,935.79	-	10,935.79
538110	Const - nonInterST Resurface	109,694,586.49	69,194,225.19	178,888,811.68
538120	Const - InterSt Resurface	109,664,301.81	22,218,415.10	131,882,716.91
538130	Const - Roadside Improve	20,514,152.27	5,714,443.49	26,228,595.76
538140	Const - Major Hwy Impr	154,596,315.65	44,589,729.85	199,186,045.50
538150	Const - Constructn Conslt	75,566,338.85	7,541,678.43	83,108,017.28
538152	Cnslt Construc Inspection	1,824,303.64	4,808,391.47	6,632,695.11
538153	Cnslt Environmental	665,679.26	1,290,785.73	1,956,464.99
538154	Cnslt Planning	336,581.26	884,587.97	1,221,169.23
538155	Cnslt Project Develop	23,835,001.14	39,223,500.30	63,058,501.44
538156	Cnslt Intel Transport System	369,646.00	546,291.76	915,937.76
538160	Const - Road Constructn	500,064.60	-	500,064.60
538200	Const - Bridges	64,295,985.73	-	64,295,985.73
538210	Const - Bridge Replace	30,491,558.45	7,030,748.13	37,522,306.58
538220	Const - Bridge Reconstructn	55,678,711.51	34,515,207.00	90,193,918.51
538300	Const - Traffic Control	22,716.26	-	22,716.26
538310	Const - Inter ST VehHwySystem	4,352,708.11	149,878.22	4,502,586.33
538400	Const - Land/Building	1,268,747.51	639,127.00	1,907,874.51
538510	Const - GUARDRAIL	3,006,179.06	636,491.59	3,642,670.65
538520	Const -ROAD ILLUMINATION	1,526,638.39	566,613.49	2,093,251.88
538532	Const-PAVEMENT MARKING	53,239.40	-	53,239.40
538540	Const-ERECT SIGNAL	533,514.16	561,281.71	1,094,795.87
538560	Const -ERECT SIGNS	2,820.00	-	2,820.00
538580	Const-RAZING DEMOLITION	19,890.05	1,400.00	21,290.05
538600	Const - RR Agreeemnts	6,753,923.64	2,040,748.39	8,794,672.03
538610	Const - RR Utility Main	227,828.62	21,590.88	249,419.50
538650	Const -Utility Agreeemnts	38,105,612.21	22,304,421.99	60,410,034.20
538700	Const - Roads	333,286,618.04	43,916,097.06	377,202,715.10
538800	Const - Road Sfty Improve	22,142,551.72	6,143,006.21	28,285,557.93
538900	Const - Park Facility	1,605,092.37	640,224.02	2,245,316.39
538910	Const -BuildStructurRestoratn	27,999.42	-	27,999.42
538920	Const -BuildRepair-General	23,497,858.23	637,381.78	24,135,240.01
538921	Const -BuildRepair-Elevator	312,024.54	26,968.45	338,992.99
538922	Const -BuildRepair-HVAC&Plumb	2,064,783.78	190,844.74	2,255,628.52
538923	Const -BuildRepair-Structural	38,153,711.20	58,446.50	38,212,157.70
538925	Const-BuildRepairNonStructural	21,475,532.67	3,500,049.07	24,975,581.74
538932	Const -Drilling&Pumping	62,662.50	-	62,662.50
538933	Const-Excavation	70,529.40	-	70,529.40
538934	Const-RoadWaterMgt	394.80	78,185.00	78,579.80
538935	Const-Engineering	897,672.42	143,157.65	1,040,830.07
538936	Const-Lease Bond Pay Road Prog	102,292,930.92	-	102,292,930.92
539006	Prog Op-Cooperative Agreement	123,843.57	7,464.00	131,307.57
539008	Prog Op-FILM PROCESSING	29.35	-	29.35
539012	Prog Op-LAUNDRY&LINEN	67,887.41	13,105.68	80,993.09
539014	Prog Op-FOOD PROCESSING	797,027.82	13,080.52	810,108.34
539016	Prog Op-MANUFACTURING COSTS	436,222.71	1,817.39	438,040.10
539018	Prog Op-TEST ANIMAL FARM PROD	33.40	-	33.40
539020	Prog Op-HERBICIDE	309,491.35	66,827.37	376,318.72
539022	Prog Op-HAZARD WASTE REMOVAL	571,734.82	185,599.87	757,334.69
539024	Prog Op-HOSP LAB TEST	1,090,656.58	678,610.31	1,769,266.89
539025	Prog Op-Non-Medical LabTest	227,789.37	22,044.00	249,833.37
539026	Prog Op-Info Process Forms	1,133.75	-	1,133.75
539027	Prog Op-Shredding Service	184,912.67	63,242.63	248,155.30
539030	Prog Op-AGYInputOutputDevice	78,022.44	447.00	78,469.44
539032	Prog Op-Data Prep	243,303.82	85,579.76	328,883.58
539034	Prog Op-InfoProcessConslt	18,435,207.39	503,147.26	18,938,354.65
539035	Prog Op-Software Maint	25,132,570.99	139,414.11	25,271,985.10

**CURRENT EXPENDITURES AND ENCUMBRANCES
FOR YEAR ENDED JUNE 30, 2014**

Account Number	Description	Total Expenditures	Total Encumbrances	Total Expenditures and Encumbrances
539036	Prog Op-DPStorageMedia	29,674.49	-	29,674.49
539037	Prog Op-DP Facil Main	286.47	-	286.47
539038	Prog Op-Software Licensing	2,675,351.37	992,194.50	3,667,545.87
539039	Prog Op-WebHosting	492,547.14	104,343.80	596,890.94
539040	Prog Op-Documnt Imaging	740,842.03	511,218.89	1,252,060.92
539042	Prog Op-Mental Health Cmty	989,552.94	-	989,552.94
539044	Prog Op-HS-HOME HEALTH CARE	3,440,802.55	-	3,440,802.55
539046	Prog Op - Vital Records	10,786.77	-	10,786.77
539048	Prog Op-MEDICAL CONSULTANTS	117,797,423.34	1,120,317.22	118,917,740.56
539049	Prog Op - Pharmacy Services	1,135,539.21	13,207.10	1,148,746.31
539050	Prog Op-TRAINING ST WARDS	10.00	-	10.00
539052	Prog Op-BURIAL ST DEP	32,710.77	22,190.00	54,900.77
539054	Prog Op-MEDICAL SERV ST DEP	928,554.25	320.00	928,874.25
539056	Prog Op-SUPPORT ST DEP	3,245,276.82	11,971.98	3,257,248.80
539058	Prog Op-Veterinary	24,542.87	-	24,542.87
539061	Prog Op-DOC Instruction	29,000.00	-	29,000.00
539062	Prog Op-GED Exam Fees	7,857.06	-	7,857.06
539064	Prog Op-HouseParoledInmates	3,894,728.70	41,401.25	3,936,129.95
539100	ProgOp - Religious Order Serv	4,633.18	2,075.00	6,708.18
539101	ProgOp - Disaster Prep	101,495.34	70,700.68	172,196.02
539102	ProgOp - Drilling & Pumping	40,465.63	1,144.00	41,609.63
539103	ProgOp - Farm, Fish, Forestry	537,143.88	774,162.35	1,311,306.23
539104	Prog Op - Food Supply & Distrib	75,747.10	-	75,747.10
539105	ProgOp - Radio & TV	461,752.02	37,072.46	498,824.48
539107	ProgOp - Environmental	1,148,114.07	1,010,470.14	2,158,584.21
539120	ProgOp - Manuf - Build Mat	807.35	-	807.35
539121	ProgOp - Manuf - Chemical	14,518.86	-	14,518.86
539122	ProgOp - Manuf Consumer	17,449.92	-	17,449.92
539123	ProgOp - Manuf Consumer	569,689.73	696.00	570,385.73
539130	ProgOp - Resrch&Test	258,551.16	8,400.00	266,951.16
539131	ProgOp - Resrch&Test-Survey	574,572.78	546,003.63	1,120,576.41
539134	ProgOp - HealthNutrition	141,544.81	13,440.06	154,984.87
539135	ProgOp - HealthPreventionMgmt	92,864.60	-	92,864.60
539137	ProgOp - Inspection	557,532.53	25,662.53	583,195.06
539138	Prog Op - InternationalAffairs	1,345,311.48	396,670.95	1,741,982.43
539139	Prog Op - Personal Hygiene	42,502.69	1,784.00	44,286.69
539140	Prog Op - Background Checks	693,347.21	5,187.35	698,534.56
539200	Prog Op - Horse Autopsy	6,586.00	-	6,586.00
539201	Prog Op - Transcriptions	19,718.92	21,493.47	41,212.39
539202	Prog Op - Breeders Reports	4,291.00	-	4,291.00
539203	Prog Op - Blood Gas	65,364.00	5,136.00	70,500.00
TOTAL CONTRACTUAL SERVICES		2,341,902,732.94	427,774,822.73	2,769,677,555.67

SUPPLIES, PARTS, AND MATERIALS

541002	Mot Veh Ex - Gasoline	29,345,446.63	-	29,345,446.63
541006	Mot Veh Ex - Oil Grease Fluid	1,039,021.86	15,062.57	1,054,084.43
541010	Mot Veh Ex - Parts & Supplies	9,351,972.38	83,668.21	9,435,640.59
541012	Mot Veh Ex - Aviation Fuel	83,097.61	-	83,097.61
541014	Mot Veh Ex -AviationPartSup	1,330.12	-	1,330.12
541016	Mot Veh Ex - Diesel	416,618.79	4,134.71	420,753.50
541018	Mot Veh Ex - BioFuels	270,069.35	3,068.30	273,137.65
541020	Mot Veh Ex - Natural Gas	387.49	-	387.49
541022	Mot Veh Ex - Tags & Titles	276.94	-	276.94
541024	Mot Veh Ex - Inspection Fees	3,007.27	-	3,007.27
541026	Mot Veh Ex - Propane	879,218.16	5,301.33	884,519.49
541027	Mot Veh Ex - Detailing	4,938.52	-	4,938.52
541028	Mot Veh Ex - Gen Fuel	881,299.99	-	881,299.99
541030	Mot Veh Ex - Kerosene	3,964.36	-	3,964.36
541031	Mot Veh Ex - Parts-Auto Body	233,334.87	24.99	233,359.86
541032	Mot Veh Ex - Parts -Electronic	55,615.17	49.62	55,664.79

**CURRENT EXPENDITURES AND ENCUMBRANCES
FOR YEAR ENDED JUNE 30, 2014**

Account Number	Description	Total Expenditures	Total Encumbrances	Total Expenditures and Encumbrances
541033	Mot Veh Ex -Parts -Marine	38,436.70	-	38,436.70
541034	Mot Veh Ex - Parts -Powertrain	162,231.68	1,696.28	163,927.96
541035	Mot Veh Ex -Suspension	7,677.28	-	7,677.28
541036	Mot Veh Ex -Tires&Rltd	2,080,081.97	26,063.45	2,106,145.42
541037	Mot Veh Ex -Batteries	112,826.14	-	112,826.14
541038	Mot Veh Ex -AutoCleansers	25,802.15	-	25,802.15
543010	Fac Main -Building Main	550,403.36	3,162.11	553,565.47
543012	Fac Main -Water Meter Device	6,510.18	-	6,510.18
543014	Fac Main -Plumbing Drainage	2,378,059.98	5,811.94	2,383,871.92
543016	Fac Main -Electrical	1,640,754.36	27,846.83	1,668,601.19
543018	Fac Main -Painting	348,914.05	499.96	349,414.01
543020	Fac Main -Cleaning	43,818.09	-	43,818.09
543022	Fac Main - Constrctn Material	236,406.30	2,382.80	238,789.10
543056	Fac Main - Elec - General	270,710.18	-	270,710.18
543057	Fac Main - Elec - Lighting	1,266,053.34	1,291.69	1,267,345.03
543058	Fac Main - Elec - Safety	42,701.08	0.01	42,701.09
543059	Fac Main - Elec - Switches	38,017.15	508.84	38,525.99
543060	Fac Main - Elec - Wiring	465,213.58	104,319.63	569,533.21
543063	Main - Painting-Paint	122,881.92	495.20	123,377.12
543064	Main - Painting-Supls&Eq	44,172.77	765.15	44,937.92
543065	Main - Plumbing-Fixtures	113,810.67	2,201.64	116,012.31
543066	Main-Plumbing-General	476,530.91	2,508.49	479,039.40
543067	Main-Plumbing-Pipe&Acces	374,381.15	257.27	374,638.42
543068	Main-BuildMat-Access	90,439.70	3,069.14	93,508.84
543069	Main-BuildMat-General	1,264,483.68	87,463.33	1,351,947.01
543070	Main-BuildMat-Lumber	154,029.61	-	154,029.61
543071	Main-BuildMat-Masonry	39,336.05	13,738.70	53,074.75
543072	Main-BuildMat-Metals	28,076.00	-	28,076.00
543073	Main-BuildMat-Supplies	507,536.60	49,561.14	557,097.74
544010	Inf Main-RoadMainHeatingFuel	139,823.54	-	139,823.54
544012	Inf Main -MagnesiumChloride	28,751.51	1,564.82	30,316.33
544014	Inf Main-LiquidAnti-Icer	68,621.06	-	68,621.06
544016	Inf Main-Sand cinders	427,809.21	2,860.84	430,670.05
544018	Inf Main-WeighStation RestArea	187,066.14	2,507.03	189,573.17
544020	Inf Main-Salt NaCl	24,025,104.63	50,941.96	24,076,046.59
544021	Inf Main-Salt CalCl	497,988.65	-	497,988.65
544022	Inf Main-Roadway Paint Supls	473,880.87	-	473,880.87
544023	Inf Main-Roadway Paint	3,439,661.02	23,720.68	3,463,381.70
544024	Inf Main-HWY ILLUMINATION	56,502.43	-	56,502.43
544026	Inf Main-Signs Posts	1,495,718.85	9,291.20	1,505,010.05
544028	Inf Main-Bituminus Mixture	3,240,910.12	511,842.35	3,752,752.47
544030	Inf Main-Signals Parts	1,348,540.32	19,429.12	1,367,969.44
544032	Inf Main-Asphalts Tars	9,492,728.68	471,808.13	9,964,536.81
544034	Inf Main-Guardrails posts	680,256.08	171,093.58	851,349.66
544036	Inf Main-Roadway pipe&tile	571,999.97	1,207.00	573,206.97
544038	Inf Main-Cement concrete	443,889.75	117,133.50	561,023.25
544040	Inf Main-Bridge Materials	16,351.53	-	16,351.53
544042	Inf Main-Aggregate Hghwy Mat	5,228,736.63	627,127.33	5,855,863.96
544044	Inf Main-Draft/Engineer	14,899.84	-	14,899.84
544048	Inf Main-Fencing & Posts	150,160.90	-	150,160.90
544050	Inf Main-Lumber Building	1,161,841.87	37,938.95	1,199,780.82
544052	Inf Main-Fire Suppress Prot	5,095.86	-	5,095.86
544054	Inf Main -Power Plant	729,837.30	1,085.50	730,922.80
544056	Inf Main -Iron & Steel	95,667.76	-	95,667.76
544058	Inf Main-Weed Bush Chemical	644,966.09	45,173.75	690,139.84
544060	Inf Main-Nursery Products	229,001.49	75.00	229,076.49
544062	Inf Main -SOD	11,161.60	-	11,161.60
545002	Eqp Main-Cleaning	5,829.91	-	5,829.91
545004	Eqp Main-Equip Paint	61,494.22	5,118.32	66,612.54
545006	Eqp Main-Repair parts	4,631,350.94	85,633.58	4,716,984.52
545008	Eqp Main-SmallToolsImplements	1,502,813.59	13,112.31	1,515,925.90
545010	Eqp Main-Shop Machinery	40,157.61	-	40,157.61

**CURRENT EXPENDITURES AND ENCUMBRANCES
FOR YEAR ENDED JUNE 30, 2014**

Account Number	Description	Total Expenditures	Total Encumbrances	Total Expenditures and Encumbrances
545012	Eqp Main-Acetylene Oxygn	196,526.28	10,682.73	207,209.01
545014	Eqp Main-AlcoholAntifreeze	49,475.73	-	49,475.73
545046	Main - Cutting Tools	34,835.21	620.40	35,455.61
545047	Main - RepairPart-ITAccess	171,406.94	49,949.47	221,356.41
545048	Main-RepairPart-Motors	35,835.56	-	35,835.56
545049	Main-RepairPart-Telecom	857,701.25	1,901,183.99	2,758,885.24
545050	Main-ShopMachine-Parts	25,732.24	-	25,732.24
545051	Main-ShopMachine-Supls	55,649.99	-	55,649.99
546002	Off-Office Supplies	2,851,684.53	44,341.58	2,896,026.11
546004	Off-VirginPaperProducts	5,733.11	-	5,733.11
546005	Off-Printer Paper	962,185.31	884.70	963,070.01
546006	Off-RcylePaperProducts	16,065.43	-	16,065.43
546007	Off-Specialty Paper	105,258.58	106.98	105,365.56
546014	Off-Copier Supplies	163,641.27	1.60	163,642.87
546016	Off-Printing & Binding	1,133,277.90	19,849.99	1,153,127.89
546018	Off-Purchase Forms	65,617.63	-	65,617.63
546020	Off-Ink Catrdge & Toner	1,473,603.74	5,675.94	1,479,279.68
546021	Off-Storage Boxes	55,583.13	-	55,583.13
546022	Off-Decals	23,260.17	1,605.00	24,865.17
546023	Off-Mailing Supplies	76,275.79	269.44	76,545.23
546024	Off-Planners	133,675.61	-	133,675.61
546025	Off-ReflectiveTape	678.48	-	678.48
547010	SpOp-Kitchen	56,117.40	-	56,117.40
547012	SpOp-Food	1,348,153.20	3,163.99	1,351,317.19
547014	SpOp-Laboratory	26,426.32	-	26,426.32
547016	SpOp-Household	1,996,735.55	13,783.98	2,010,519.53
547017	SpOp-Barber Beauty Shop	2,700.14	-	2,700.14
547018	SpOp-Laundry	239,743.31	1,127.10	240,870.41
547020	SpOp-Housekeeping	1,044,894.43	1,605.64	1,046,500.07
547022	SpOp-Uniforms&Related	2,464,716.15	44,359.44	2,509,075.59
547024	SpOp-Flags	72,065.38	559.80	72,625.18
547026	SpOp-Awards & Gifts	226,484.90	5,404.62	231,889.52
547028	SpOp-Manufacturing	21,947,499.05	29,056.62	21,976,555.67
547030	SpOp-Refrigeration	227,565.73	1,136.46	228,702.19
547032	SpOpSp-Safety	960,540.61	88,734.99	1,049,275.60
547034	SpOp-FilmPhoto	1,803.52	-	1,803.52
547036	SpOp-Badges Pins IDs	87,926.97	-	87,926.97
547038	SpOp-Recreation	445,804.20	218.50	446,022.70
547039	Township Gov Guideline Manuals	802.65	-	802.65
547040	SpOpSp-Classroom Textbooks	133,393.06	3,326.40	136,719.46
547042	SpOp-Instruction	1,403,874.18	4,159.81	1,408,033.99
547044	SpOp-Library Books	494,563.81	2,722.14	497,285.95
547046	SpOp-Audio Visual	229,685.82	428.77	230,114.59
547048	SpOp-Personnel Instruction	12,868.35	-	12,868.35
547050	SpOp-ClassroomFurniture	12,082.81	-	12,082.81
547052	SpOp-Computer	1,105,973.42	9,731.99	1,115,705.41
547053	SpOp-Software licenses	2,688,170.23	16,238.00	2,704,408.23
547054	SpOp-Training	461,424.26	16,378.37	477,802.63
547056	SpOp-Research & Testing	506,421.96	160.00	506,581.96
547058	SpOp-Data Process	190,200.70	32,000.00	222,200.70
547060	SpOp-Micrograph	103,765.41	19,821.78	123,587.19
547062	SpOp-InfoProcessStorageMedia	26,509.39	-	26,509.39
547064	SpOp-Photo Paint Related Art	42,894.33	-	42,894.33
547066	SpOp-Livstock otherAnimals	364,668.51	5,691.37	370,359.88
547068	SpOp-FertilizerSeedAnimalFeed	92,797.55	207.01	93,004.56
547070	SpOp-Agricultural Botanical	347,318.63	7,017.50	354,336.13
547072	SpOp -Ammo & related	1,474,693.51	49,709.08	1,524,402.59
547074	SpOp-Auto License Plates	9,838,234.09	-	9,838,234.09
547076	SpOp-Camera Film Supls	356,100.85	2,281.87	358,382.72
547077	SpOp-Supply for Resale	66,930.87	600.00	67,530.87
547100	SpOp-Food-Baking/Bread	13,175.36	-	13,175.36
547101	SpOp-Food-Beverages	48,095.05	675.94	48,770.99

**CURRENT EXPENDITURES AND ENCUMBRANCES
FOR YEAR ENDED JUNE 30, 2014**

Account Number	Description	Total Expenditures	Total Encumbrances	Total Expenditures and Encumbrances
547102	SpOp-Food-Canned/DryGoods	941.48	-	941.48
547103	SpOp-Food-Dairy	53,138.59	-	53,138.59
547104	SpOp-Food-Fruit&Veg	4,297.57	-	4,297.57
547106	SpOp-Food-Meat/Seafood	400.48	-	400.48
547107	SpOp-Food-Prepared Food	172,574.55	1,820.00	174,394.55
547108	SpOp-Food-Spices	860.69	-	860.69
547109	SpOp-Food-CookingOils	125.81	-	125.81
547110	SpOp-Award Gift - Rings	438.00	-	438.00
547111	SpOp-Award Gift - Watches	456.61	-	456.61
547112	SpOp-Award Gift - Bracelet	58.08	-	58.08
547113	SpOp-Food-DrinkingWater	33,086.06	5,129.24	38,215.30
547115	SpOp-Camera Storage	11,634.24	10.71	11,644.95
547120	SpOp - Disposable Apparel	54,519.16	31.72	54,550.88
547121	SpOp - Household Bathrm	89,497.43	159.60	89,657.03
547122	SpOp - Household Battery	146,495.68	631.83	147,127.51
547123	SpOp - Household Bedrm	240,569.68	-	240,569.68
547124	SpOp - Household Flooring	40,134.78	-	40,134.78
547126	SpOp - Household Kitchen	188,034.92	936.00	188,970.92
547127	SpOp - Household Packing	3,441.27	-	3,441.27
547128	SpOp - Household WallCvr	13,846.74	-	13,846.74
547129	SpOp - Industrial Gases	55,625.57	-	55,625.57
547130	SpOp - Instct-Classroom	867,380.81	135,223.19	1,002,604.00
547131	SpOp - Instct-Electronic	48,720.86	18,546.23	67,267.09
547133	SpOp - Instct-Medical/Lab	58,992.74	0.04	58,992.78
547134	SpOp - Instct - Vocational	18,134.21	765.00	18,899.21
547136	SpOp - Laundry - Cleansers	39,213.42	284.96	39,498.38
547137	SpOp - Laundry - Container	35,499.80	-	35,499.80
547139	SpOp - Law Enforce Non-Ammo	77,374.32	-	77,374.32
547141	SpOp - Manuf - Chemical	121,778.47	-	121,778.47
547143	SpOp - Manuf - Textile	81,202.06	131.25	81,333.31
547145	SpOp - Passport	110.00	-	110.00
547150	SpOp - Recreation - Arts	10,939.27	-	10,939.27
547152	SpOp - Recreation - Sports	33,110.39	-	33,110.39
547153	SpOp - Recreation - Toys	13,393.44	-	13,393.44
547155	SpOp - ResrchTest -Forensic	5,338.40	-	5,338.40
547157	SpOp - ResrchTest -Measurement	66,055.02	-	66,055.02
547158	SpOp - ResrchTest -Radiation	115.00	-	115.00
547160	SpOp - Safety -Apparel	448,415.51	12,824.13	461,239.64
547161	SpOp - Safety - FireProtect	62,630.14	36,084.00	98,714.14
547180	SpOp - Materials&Parts	659,734.56	2,087.87	661,822.43
547183	SpOp - Materials&Parts Tech	700,317.25	11,978.95	712,296.20
547184	SpOp-Snowplow Blades	768,115.30	-	768,115.30
548010	MedVet-Medical	303,118.52	3,197.00	306,315.52
548012	MedVet-RX Drugs	25,076,918.78	118,665.82	25,195,584.60
548014	MedVet-Non RX Drugs	13,441.34	3,015.10	16,456.44
548015	MedVet-Patient Clothing	88,010.01	-	88,010.01
548016	MedVet-Linen	56,926.33	-	56,926.33
548017	MedVet-Laundry	7,100.50	-	7,100.50
548018	MedVet-Xray Materials	502.85	-	502.85
548019	MedVet-Housekeeping	71,086.70	-	71,086.70
548020	MedVet-Patient Apparel	4,115.60	-	4,115.60
548021	MedVet-Personnel Instructn	15,465.77	-	15,465.77
548022	MedVet-Elctrocardiology	663.62	-	663.62
548026	MedVet-Radiology	1,753.11	-	1,753.11
548030	MedVet-Occupational Therapy	320,788.68	-	320,788.68
548032	MedVet-Child Occupationl Thrpy	19.96	-	19.96
548034	MedVet-DietarySupls/Food	12,424.84	-	12,424.84
548036	MedVet-Barber Beauty Shop	338.45	-	338.45
548038	MedVet-Oxygen Dispense	14,792.54	232.00	15,024.54
548039	MedVet-Oxygen/Acetylene	181.80	-	181.80
548040	MedVet-Personel Hygene items	157,811.18	5.48	157,816.66
548044	MedVet-Dental Supply	15,511.21	-	15,511.21

**CURRENT EXPENDITURES AND ENCUMBRANCES
FOR YEAR ENDED JUNE 30, 2014**

Account Number	Description	Total Expenditures	Total Encumbrances	Total Expenditures and Encumbrances
548046	MedVet-Lab Supply	3,898,195.78	27,955.04	3,926,150.82
548102	MedVet-Antibiotics	21,047.45	333.73	21,381.18
548104	MedVet-DentalSupply-Applicant	455.15	-	455.15
548105	MedVet-DentalSupply-Equip	5,375.32	-	5,375.32
548106	MedVet-GenDrugs	24,650.93	1,158.00	25,808.93
548107	MedVet-GenSupply	178,940.88	43.32	178,984.20
548108	MedVet-LabSupply-ChemAnlysis	57,077.10	-	57,077.10
548109	MedVet-LabSupply-DNA	52,608.05	-	52,608.05
548110	MedVet-LabSupply-DrugAbuse	3,416.09	-	3,416.09
548111	MedVet-LabSupply-EmMedServ	148,203.58	-	148,203.58
548112	MedVet-LabSupply-EvidnceColl	1,231.99	-	1,231.99
548113	MedVet-LabSupply-GenMedical	171,250.49	-	171,250.49
548114	MedVet-LabSupply-PhysDisab	8,342.89	-	8,342.89
548115	MedVet-LabSupply-Water	35,750.78	189.00	35,939.78
548116	MedVet-LabSupply-WoundCare	55,959.67	2,935.19	58,894.86
548117	MedVet-Med Dispensing	31,893.69	-	31,893.69
548118	MedVet-Veterinary	4,247.60	-	4,247.60
548120	MedVet-FluShot&Treatment	3,167.00	-	3,167.00
548121	MedVet-Medical Mat & Parts	5,964.93	-	5,964.93
548122	MedVet-Veterinary Mat & Parts	275.81	-	275.81
TOTAL SUPPLIES, PARTS, AND MATERIALS		212,401,816.98	5,423,465.67	217,825,282.65
CAPITAL COSTS				
551101	Land	95,694,711.85	439,675.00	96,134,386.85
551110	Associated Land Costs	29,604.15	-	29,604.15
551120	Temporary Land Rights	342,363.22	-	342,363.22
551130	Site Improvements	10,295.00	-	10,295.00
551150	Land Damage Improvements	3,807,506.78	-	3,807,506.78
551151	Land Improvements	9,365.00	-	9,365.00
551160	Hwy Relocation Reimb	3,590,815.70	-	3,590,815.70
551170	Land Acquisition Prof Serv	5,779,283.44	2,822,906.83	8,602,190.27
552613	Const - Constructn Conslt	9,596.05	-	9,596.05
552628	Const - Park Facility	52,372.00	-	52,372.00
555301	Buildings	529,659.45	1,153,864.21	1,683,523.66
555351	Improvements to buildings	18,112.25	24,235.00	42,347.25
555401	Structures other than building	6,341,321.24	-	6,341,321.24
555402	DOCKS & DOCK STRUCTURES	28,000.00	9,300.00	37,300.00
555451	Improve to structure not bldgs	155,954.89	-	155,954.89
555501	Office Equipment	433,580.40	27,712.42	461,292.82
555502	Household kitchen & laundry	1,111,280.44	16,645.53	1,127,925.97
555503	Office furniture	286,640.24	60,843.90	347,484.14
555505	Automobiles	4,330,801.34	474,054.00	4,804,855.34
555506	Station Wagons, Vans & SUVs	191,246.73	-	191,246.73
555507	Pick-up trucks 1/2 Ton or Less	4,043,234.00	513,237.00	4,556,471.00
555508	Medium & heavy trucks	5,665,320.48	9,007,473.25	14,672,793.73
555509	Graders	39,500.00	-	39,500.00
555510	Mowers	182,722.44	-	182,722.44
555511	Transportation equipment	646,693.85	73,950.00	720,643.85
555512	Snow plows & snow equipment	508,033.53	-	508,033.53
555513	Constructn & engineer equip	791,572.81	124,707.09	916,279.90
555514	Building & plant	1,190,423.87	127,134.40	1,317,558.27
555515	Manufacturing equipment	429,932.33	5,563.89	435,496.22
555516	Design location engineer equip	92,641.25	-	92,641.25
555517	Engineering Testing Safety Eqp	403,758.42	-	403,758.42
555518	Paving maintenance equipment	709,099.38	-	709,099.38
555520	Traffic maint equip	1,557,589.21	-	1,557,589.21
555521	Medical & laboratory equip	2,230,940.29	34,773.85	2,265,714.14
555522	Educational equipment	233,945.33	23,718.86	257,664.19
555523	Recreational equipment	426,411.51	-	426,411.51
555526	Tractors	132,473.81	25,300.00	157,773.81

**CURRENT EXPENDITURES AND ENCUMBRANCES
FOR YEAR ENDED JUNE 30, 2014**

Account Number	Description	Total Expenditures	Total Encumbrances	Total Expenditures and Encumbrances
555527	Rest area equipment	70,290.00	-	70,290.00
555528	Aircraft & related equip	36,851.00	-	36,851.00
555529	Spreaders	6,243.80	-	6,243.80
555530	Radio & telephone equipment	16,928,972.37	6,076,892.62	23,005,864.99
555531	Window air conditioner	23,875.59	-	23,875.59
555532	Agri equip - field crop	237.65	-	237.65
555533	Other farm equipment	24,435.65	-	24,435.65
555534	Boat motors other marine equip	492,198.87	92,089.05	584,287.92
555536	Weapons riot control equip	516,208.09	-	516,208.09
555538	Landscaping equipment	150,752.32	-	150,752.32
555539	Shop equipment	605,831.62	29,748.53	635,580.15
555540	Mainframe computersaccessories	2,817,623.90	-	2,817,623.90
555541	Camera equipment	361,715.78	2,128.96	363,844.74
555542	Fire fighting equipment	280,781.98	-	280,781.98
555543	Trash dumpster	817.11	-	817.11
555544	Micro form reader repro equip	125,033.76	-	125,033.76
555553	Computer software	9,369,929.70	134,072.20	9,504,001.90
555554	Computers & accessories	10,060,631.55	16,129.78	10,076,761.33
555556	Computer data file	2,140,920.78	-	2,140,920.78
TOTAL CAPITAL COSTS		186,050,154.20	21,316,156.37	207,366,310.57
DISTRIBUTIONS TO OTHER LOCAL GOVERNMENTS				
561000	Distribtn - Cities	529,820,010.20	-	529,820,010.20
562000	Distribtn - Counties	2,308,586,786.79	-	2,308,586,786.79
562500	Distribtn - ATC Civil Units	2,904,621.06	-	2,904,621.06
563000	Distribtn -Local Schools	346,604,574.99	-	346,604,574.99
564000	Distribtn -College University	1,280,491,280.79	-	1,280,491,280.79
565000	Distribtn - Public Library	1,069,711.11	-	1,069,711.11
566000	Distribtn -SpecialGov District	17,277,422.60	-	17,277,422.60
567000	Distribtn -Other Local Gov	244,678,746.47	24,164.93	244,702,911.40
568000	Distribtn -Quasi State Agency	1,063,642,770.05	-	1,063,642,770.05
TOTAL DISTRIBUTIONS TO OTHER LOCAL GOVERNMENTS		5,795,075,924.06	24,164.93	5,795,100,088.99
GRANTS				
570010	Grants - Employment Training	91,328,288.87	10,315,228.29	101,643,517.16
571010	Grants - Cities	16,212,141.98	10,600,994.79	26,813,136.77
571100	Grants - Counties	26,800,619.82	5,253,740.06	32,054,359.88
571101	GR-Arts, Culture & Humanities,	424,962.00	980.00	425,942.00
571104	GR-History & Historical Progra	4,153.27	1,427.10	5,580.37
571106	GR-Media & Communications	183,743.94	51,200.00	234,943.94
571110	GR - Individual Artists	62,457.00	2,000.00	64,457.00
571200	Distrib to local school NONFOR	74,067,538.06	5,807,639.39	79,875,177.45
571201	GR-Education	644,134.23	6,128,818.01	6,772,952.24
571204	GR-Educational Programs	919,949.68	31,282.50	951,232.18
571205	GR-Educational Research	15.00	-	15.00
571206	GR-Library	5,000.00	-	5,000.00
571207	GR-Student Services	19,825.00	-	19,825.00
571209	Distrib to local sch FORM	7,495,469,658.70	-	7,495,469,658.70
571300	Grants - Colleges Universities	10,575,543.86	4,027,958.02	14,603,501.88
571301	GR-Environment	25,000.00	-	25,000.00
571305	GR-Natural Resources Conservat	8,733.75	2,911.25	11,645.00
571400	Grants - Public Libraries	535,224.16	20,444.11	555,668.27
571405	GR-Wildlife Preservation & Pro	12,473.70	-	12,473.70
571500	Grants -Special Gov Districts	66,632.11	-	66,632.11
571511	GR-Public Health	38,000,000.00	-	38,000,000.00
571600	Grants - OtherLocalGovernment	5,056,665.88	957,875.89	6,014,541.77
571610	Grants - Intermodal TransEquip	5,081,337.00	-	5,081,337.00
571620	Grants - Local Constrct Cntrct	159,930,291.87	105,926,058.83	265,856,350.70

**CURRENT EXPENDITURES AND ENCUMBRANCES
FOR YEAR ENDED JUNE 30, 2014**

Account Number	Description	Total Expenditures	Total Encumbrances	Total Expenditures and Encumbrances
571700	Grants -Other State Government	2,758,019.90	113,655.34	2,871,675.24
571900	Pass Through to ExternalEntity	77,253,485.19	-	77,253,485.19
571901	GR-Crime & Legal	15,161.87	-	15,161.87
571902	GR-Crime Control & Prevention	157,561.45	-	157,561.45
571903	GR-Criminal Justice & Correcti	385,464.76	14,913.91	400,378.67
571904	GR-Law Enforcement Agencies	5,416,136.55	1,688,574.04	7,104,710.59
572100	Grants - Private Organizations	12,748,490.31	12,805,426.28	25,553,916.59
572104	GR-Hunger Action	93,271.00	27,500.00	120,771.00
572106	Grants - Private Lands Reimb	144,895.62	-	144,895.62
572202	GR-Emergency Shelter	556,602.00	-	556,602.00
572301	GR-Public Safety, Disaster Ser	24,725.00	140,884.59	165,609.59
572406	GR-Physical Fitness	555.00	-	555.00
572501	GR-Youth Development	6,000.00	-	6,000.00
572506	GR-Youth Citizenship	31,800.40	-	31,800.40
572602	GR-Children & Youth Services	568,722.60	-	568,722.60
572604	GR-Family Based Services	5,000.00	-	5,000.00
572605	GR-Personal Social Services	186,651,608.43	8,155,915.22	194,807,523.65
572904	GR-Organizational Development	3,000.00	-	3,000.00
573005	GR-Voluntarism Promotion	132,020.00	-	132,020.00
573100	Grants - Nonprofit Orgs	156,410,122.62	39,128,080.21	195,538,202.83
573101	GR-Science & Technology	139,542.65	-	139,542.65
573102	GR-Biological & Life Sciences	10,000,000.00	-	10,000,000.00
573103	GR-Engineering & Technology	21,068.50	33,994.08	55,062.58
573205	GR-Economics	77,968.66	-	77,968.66
573309	GR-Infrastructure	4,104,608.20	201,351.16	4,305,959.36
573312	GR-Military Relief IC10-17-12	363,776.79	-	363,776.79
573401	GR-Religion	38,941.31	-	38,941.31
573501	GR-Mutual, Membership Benefit,	99.00	-	99.00
573504	ISDA CREP GRANT	52,320.17	-	52,320.17
574100	Disaster Assistance	1,178,715.06	89,000.00	1,267,715.06
574200	Grants - Disaster Assistance	31,583,171.25	33,704,028.25	65,287,199.50
575100	Tuition & Scholarships	297,069,943.32	-	297,069,943.32
575101	Grants Student Stipends	496,400.00	-	496,400.00
575200	CLEO Grant	685,501.21	-	685,501.21

TOTAL GRANTS

8,714,609,088.70	245,231,881.32	8,959,840,970.02
------------------	----------------	------------------

SOCIAL SERVICE PAYMENTS

580110	Dir Supp - ADOPTION Assistance	88,030,152.43	-	88,030,152.43
580111	NRAE - Legal Professional Serv	1,769,400.95	-	1,769,400.95
580112	Dir Supp - Foster Care Assist	35,702,713.25	0.23	35,702,713.48
580113	Dir Supp - Guardianship	1,576,520.24	-	1,576,520.24
580114	Dir Supp - Parental Reimb	530,433.46	-	530,433.46
580115	SUBSISTENCE	6,149,196.13	-	6,149,196.13
580116	Basic Living Services	13,624,210.23	-	13,624,210.23
580117	Rental Assistance	131,946.20	-	131,946.20
580118	Basic Living Goods	131,219.16	-	131,219.16
580120	WELFARE DISBURSING AGENT	8,614,010,368.09	-	8,614,010,368.09
580130	TRANSITIONAL CHILDCARE	75,366.02	34,643.95	110,009.97
580132	WELFARE DISTRI-CHILD SUPPORT	335,373.98	-	335,373.98
580134	WELFARE -CASE SERVICE	36,574,938.19	3,378,804.43	39,953,742.62
580138	Dir Supp- Material Assistance	528,033.68	171,569.61	699,603.29
580139	Dir Supp - Rent Assistance	175,105.61	-	175,105.61
580141	School Tuition and Fees	6,405,049.24	-	6,405,049.24
580142	School Material and Supplies	216,156.43	-	216,156.43
580143	School Services	1,083,882.43	-	1,083,882.43
580144	Dir Supp- Residential Placemen	101,044,189.22	3,197,326.18	104,241,515.40
580145	Dir Supp - Lic Home Placement	10,529,053.84	3,049,697.32	13,578,751.16
580146	Dir Supp - Therapy/Counseling	2,405,700.56	638,000.59	3,043,701.15
580147	Dir Supp - Home Based Services	280,727,738.68	6,195,256.99	286,922,995.67
580148	Dir Supp - Clinic Options	(1,042.44)	-	(1,042.44)

**CURRENT EXPENDITURES AND ENCUMBRANCES
FOR YEAR ENDED JUNE 30, 2014**

Account Number	Description	Total Expenditures	Total Encumbrances	Total Expenditures and Encumbrances
580149	Drug Screening/Testing	6,342,196.02	71,397.08	6,413,593.10
580150	PATIENT SVCS	3,864,633.94	-	3,864,633.94
580160	TANF	24,611,265.56	-	24,611,265.56
580175	Child Support Court Pay	41,941,943.22	-	41,941,943.22
580180	Property Damage Indemnity	697,799.58	-	697,799.58
580184	Satisfy owner/operator liabil	37,776,211.46	-	37,776,211.46
580190	Medicaid Nursing Pay	29.99	-	29.99
580195	Environmental Permits	17,682.00	-	17,682.00
580200	Medical Care and Treatment	59,720.18	-	59,720.18
580205	OUTPATIENT HOSP-CLINIC	124,862.61	-	124,862.61
580210	DENTAL Services	358,852.78	-	358,852.78
580215	PHYSICIAN Services	8,444.17	-	8,444.17
580220	LAB/X-RAY Services	68,206.47	2,477.66	70,684.13
580225	PRESCRIPTION	92,647.98	-	92,647.98
580226	Prosthetic/Medical Appliance	3,544,515.96	-	3,544,515.96
580230	OPTOMETRIC SERVICES	78,485.43	-	78,485.43
580231	Audiology Services	109,915.88	-	109,915.88
580232	Diag/Eval/Assess Medical	1,677,235.18	-	1,677,235.18
580233	Diag/Eval/Assess Non-Medical	2,589,577.23	254,515.27	2,844,092.50
580234	Personal/Voc Adj or Eq Trng	648,406.21	-	648,406.21
580235	MEDICAID BURIALS	4,483,242.00	-	4,483,242.00
580236	Video Relay Interpreting	6,570.00	-	6,570.00
580237	VR Sm Enterprise Equipment	295,346.08	-	295,346.08
580238	VR Sm Enterprise Services	363,260.15	-	363,260.15
580239	VR Sm Enterprise Rent	20,658.32	-	20,658.32
580240	Pub Transport	753,204.59	-	753,204.59
580241	Direct Support - Drug Abuse	(4,255.98)	11.13	(4,244.85)
580243	Direct Suport - Pub Instution	1,447.00	-	1,447.00
580244	Direct Support - Social Serv	745,907.59	-	745,907.59
580245	Life Enhancement Tools/Equip	938,062.03	-	938,062.03
580246	Life/Bus Skills Training	1,515,703.94	-	1,515,703.94
580247	Work Eval/Employ/Placement	16,551,980.23	-	16,551,980.23
580248	VRSmEnterprise Ins Lic & Permi	9,128.52	-	9,128.52
580249	VRSmEnterprise Utilities	2,468.82	-	2,468.82
580250	Workers Comp - NonStateEmploy	5,018,003.85	-	5,018,003.85
580260	Workers Comp -prostheticdevice	951,813.65	-	951,813.65
580270	NonTaxable Victim Assist Reimb	387,594.61	-	387,594.61
580275	Nontaxable Medicaid PersnlNeed	466,867.00	-	466,867.00
580280	UI Unemployment Distribution	642,460,001.86	-	642,460,001.86
580281	Supplimental Wages to Particip	1,587,911.23	-	1,587,911.23
580290	Direct Support - WIC Voucher	108,378,683.53	-	108,378,683.53
580291	WIC Rebates	(42,486,546.20)	-	(42,486,546.20)
580340	Direct Support-Transportation	121,849.72	1,615.00	123,464.72
581010	TRAINING STIPEND	3,090.00	-	3,090.00
581020	TRAINING- CLIENTS	2,056,937.88	746,426.47	2,803,364.35
581030	TRAINING-NONGOVERN ENTITY	458,277.79	-	458,277.79
581040	PUBLIC INSTRUCTION	52.40	-	52.40
581090	CASE SERV-HEALTH/MEDICAL	39,899,380.29	59,463.28	39,958,843.57
581095	LANDLORDS-DAMAGES	6,544.15	-	6,544.15
581105	CASE SERV -CITY,COUNTY,ST,FED	329,506,730.85	-	329,506,730.85
581110	SPEC EQU INC PROSTHET	700.00	-	700.00
581115	RENTAL ASSISTANCE	525.00	-	525.00
581120	RELOCATION	39,382.11	-	39,382.11
581140	TRANSPORTATION (135FD)	37,100.39	-	37,100.39
581150	JOB SEARCH	5,615.72	-	5,615.72
581151	TAA Relocation - Lump Sum Allo	3,750.00	-	3,750.00
581152	TAA Relocation - Mileage Reimb	1,174.82	-	1,174.82
581153	TAA Relocation - Moving Reimb	5,910.95	-	5,910.95
581160	Event Sponsorship	31,668.00	-	31,668.00
581181	ISDH Insurance Claims	37,612.78	501.47	38,114.25
581184	Case Serv - HlthMed - Admin	46,789.41	4.00	46,793.41
581185	Case Serv - HlthMed - Dental	30,300.00	19,152.12	49,452.12

**CURRENT EXPENDITURES AND ENCUMBRANCES
FOR YEAR ENDED JUNE 30, 2014**

Account Number	Description	Total Expenditures	Total Encumbrances	Total Expenditures and Encumbrances
581186	Case Serv - HlthMed - General	1,096,333.50	64,125.14	1,160,458.64
581187	Case Serv - HlthMed - Pharmst	385,850.70	-	385,850.70
581189	Case Serv - HlthMed - Therapy	599,895.77	208,618.26	808,514.03
582010	NonTax Refunds - Unclaim Prop	61,228,782.64	-	61,228,782.64
582102	REFUND LOCAL UNIT	(4,124,137.45)	-	(4,124,137.45)
583110	Local Unit Fed Reimb	74,180,334.95	54,665,533.83	128,845,868.78
583120	Federal Indirect Cost ReimbAgy	10,734,507.62	-	10,734,507.62
583130	Local Unit State IndCost Reimb	49,795,764.76	-	49,795,764.76
TOTAL SOCIAL SERVICE PAYMENTS		10,635,006,115.00	72,759,140.01	10,707,765,255.01

ADMINISTRATIVE AND OPERATING EXPENSES

590110	Real Estate Rentals	97,294,718.39	2,116,087.86	99,410,806.25
590111	RealEstateRent-Land	64,318.00	13,476.00	77,794.00
590112	Real Estate Rentals-RadioTowr	1,955,018.61	3,572.94	1,958,591.55
590114	Authority Lease Rentals	2,625.90	6,498.00	9,123.90
590129	AdmOp-Title Insurance	(1,610.20)	-	(1,610.20)
590131	AdmOp-Title&Licen Examination	33,603.79	-	33,603.79
591010	NonRealEstRnt-OffEquipment	3,047,583.73	387,313.84	3,434,897.57
591011	NonRealEstRnt-MaintEquipment	1,768,938.70	138,563.04	1,907,501.74
591012	NonRealEstRnt-Parking	300,430.09	-	300,430.09
591014	NonRealEstRnt-Meeting Rooms	112,151.99	-	112,151.99
591016	NonRealEstRnt-Aircraft	30,740.03	4,427.00	35,167.03
591018	NonRealEstRnt-Computer&Equip	100,069.84	220.39	100,290.23
591019	NonRealEstRnt-Telecom Equip	57,360.64	7,519.57	64,880.21
591020	NonRealEstRnt-POBox	1,894,012.46	540.00	1,894,552.46
591022	NonRealEstRnt-Lock Box	2,304.49	-	2,304.49
591023	NonRealEstRnt-Trans Equip	4,276.20	-	4,276.20
591024	NonRealEstRnt-Vehicle Rentals	633,323.33	3,693.66	637,016.99
591025	NonRealEstRnt-MedHvyTruck	1,334.64	-	1,334.64
591026	NonRealEstRnt-FurnHshldKitLdry	45,750.58	180.00	45,930.58
591028	NonRealEstRnt-ConstEngEquip	38,906.72	-	38,906.72
591029	NonRealEstRnt-Boats & Marine	2,251.20	-	2,251.20
591030	NonRealEstRnt-Office Copier	450,686.04	69,892.76	520,578.80
591031	NonRealEstRnt-MicrographEquip	1,542.50	-	1,542.50
591032	NonRealEstRnt-ComptrTimeShare	804.71	-	804.71
591033	NonRealEstRnt-MedLabEquip	5,190.85	4,957.05	10,147.90
591034	NonRealEstRnt-Eductn Equip	342.16	-	342.16
591035	NonRealEstRnt-Rec Equip	19,040.00	-	19,040.00
591036	NonRealEstRnt-Databases	65,255.35	-	65,255.35
591038	NonRealEstRnt-Portable Toilets	397.50	-	397.50
592010	AdmOp-Bank Charges	81,845.44	161,737.86	243,583.30
592012	AdmOp-Credit Investigations	19.16	-	19.16
592016	AdmOp-Credit Card Fees	8,658,012.20	322.97	8,658,335.17
592018	AdmOp-Discounts Lost	(83.00)	-	(83.00)
592020	AdmOp-Cash Over/Short	1,419.89	-	1,419.89
592022	AdmOp-Late Payment Interest	155,744.59	-	155,744.59
592024	AdmOp-US Property	67,742.00	-	67,742.00
592026	AdmOp-Property Tax	765,519.60	-	765,519.60
592027	AdmOp-Interest - Capital Lease	6,584,085.56	-	6,584,085.56
592029	AdmOp-Taxes & Collection Fees	973,559.87	142.75	973,702.62
592030	AdmOp-Vehicle Taxes	13,825,657.58	-	13,825,657.58
592032	Admin and Operating Expenses -	75,758.66	-	75,758.66
592033	Interest Expense	32,502,638.55	-	32,502,638.55
592034	AdmOp - Sales Taxes	79.81	-	79.81
592040	AdmOp-Job Fair Reg Fees	1,621.25	-	1,621.25
592050	AdmOp-Education Certificate	1,484.00	-	1,484.00
592060	Admin Op Management fees	4,910.92	-	4,910.92
593010	CimJudg -Awards & Settlements	1,502,043.65	-	1,502,043.65
593011	CimJudg -Attorney Costs	1,095,847.02	-	1,095,847.02
593012	CimJudg -Interest	322.98	-	322.98

**CURRENT EXPENDITURES AND ENCUMBRANCES
FOR YEAR ENDED JUNE 30, 2014**

Account Number	Description	Total Expenditures	Total Encumbrances	Total Expenditures and Encumbrances
593013	CimJudg-Settlement PaytoAttny	192,056,152.40	-	192,056,152.40
593017	CimJudg-Settle Claim NonRptble	161,250.46	-	161,250.46
593018	CimJudg -Court Costs	1,521,025.99	-	1,521,025.99
593019	Claims Judgement- Penalties	40,600.00	-	40,600.00
593023	CimJudg-Tort Claims	545,525.73	-	545,525.73
593024	CimJudg-ConsumerProtectionJudg	1,210,826.26	-	1,210,826.26
593030	Breeders Awards Stake	7,000.00	-	7,000.00
593031	Breeders Awards Overnight	3,427,468.26	-	3,427,468.26
593032	Breeders Awards Out of State	75.00	-	75.00
593034	Purse Supplementals	19,036,705.00	-	19,036,705.00
593035	Bonus Awards	710,511.27	-	710,511.27
593037	IRS PENALTIES	733,571.28	-	733,571.28
595110	InState Travel - Mileage	10,447,918.38	7,648.47	10,455,566.85
595120	InState Travel - Per Diem&Meal	1,397,179.88	3,628.74	1,400,808.62
595121	NONEMP PER DIEM/TRAV REIMBURSE	25,326.01	-	25,326.01
595130	InState Travel - Lodging	2,923,211.99	6,969.02	2,930,181.01
595140	InState Travel - Airfare	51,193.42	-	51,193.42
595150	InState Travel - GroundTranspt	119,928.06	7.00	119,935.06
595170	InState Travel - Parking&Tolls	64,348.97	317.00	64,665.97
595180	InState Travel - Board Member	77,920.37	-	77,920.37
595190	InState Travel - Spl&Snr Judge	622.92	-	622.92
595192	InState Travel -InternetAccess	71.31	-	71.31
595194	InState Travel -LuggageFee	1,551.00	-	1,551.00
595195	InState Travel - Fed Assignee	833.10	-	833.10
595510	OutoSt Travel - Mileage	87,688.74	560.68	88,249.42
595520	OutoSt Travel - Per Diem&Meal	284,707.13	1,568.04	286,275.17
595530	OutoSt Travel - Lodging	1,230,651.06	1,736.83	1,232,387.89
595540	OutoSt Travel - Airfare	865,832.57	33,935.01	899,767.58
595550	OutoSt Travel - Ground Transpt	80,229.17	5,686.81	85,915.98
595560	OutoSt Travel - Motor Pool	7,832.11	-	7,832.11
595570	OutoSt Travel - Parking&Toll	53,362.80	270.01	53,632.81
595575	OutoSt Travel - Marine	107.20	-	107.20
595580	OutoSt Travel - Board Member	1,420.18	-	1,420.18
595590	OutoSt Travel - Spl&Snr Judge	254.91	-	254.91
595592	OutoSt Travel - InternetAccess	964.75	-	964.75
595594	OutoSt Travel - Luggage Fee	37,367.36	400.00	37,767.36
595595	OutoSt Travel - Housekeeping	8.00	-	8.00
595810	3P InState Travel - Lodging	60,945.77	-	60,945.77
595820	3P InState Travel - Airfare	5,722.30	-	5,722.30
595830	3P InState Travel - GrndTrnspt	6,898.39	-	6,898.39
595840	3P InState Travel - Prkng&Toll	805.82	-	805.82
595850	3P InState Travel - PerDmMeal	8,647.44	-	8,647.44
595860	3PInState Travel - Mileage	32,833.09	1,435.91	34,269.00
595910	3POutState Travel - Lodging	14,810.10	-	14,810.10
595920	3POutState Travel - Airfare	14,961.70	-	14,961.70
595930	3POutState Travel - GrndTrnspt	1,765.86	-	1,765.86
595940	3POutState Travel - Prkng&Toll	39.60	-	39.60
595950	3POutState Travel-PrDmMeal	2,427.50	-	2,427.50
595960	3POutState Travel - Mileage	353.24	-	353.24
599009	CoPerDiemDOCInmates&Parole	11,581,345.00	-	11,581,345.00
599010	AdmOp-Linen & Laundry Service	175,155.46	7,707.52	182,862.98
599012	AdmOp-EmployeePropDamgeClient	2,116.56	31.00	2,147.56
599014	AdmOp-Burial Expense	1,835.29	-	1,835.29
599016	AdmOp-Special Group Meals	414,218.13	9,506.07	423,724.20
599020	AdmOp-Registration	1,082,874.50	18,324.64	1,101,199.14
599024	AdmOp-Recruiting	68,789.55	-	68,789.55
599026	AdmOp-Dues & Subscriptions	4,823,620.09	44,231.63	4,867,851.72
599027	AdmOp-Printing	10,388,983.10	48,126.48	10,437,109.58
599028	AdmOp-News Clipping Services	7,283.20	-	7,283.20
599030	AdmOp-Legal Ads	245,794.40	556.40	246,350.80
599032	AdmOp-Notary Costs	2,881.01	1,155.00	4,036.01
599034	AdmOp-Cable Service	158,223.93	-	158,223.93

**CURRENT EXPENDITURES AND ENCUMBRANCES
FOR YEAR ENDED JUNE 30, 2014**

Account Number	Description	Total Expenditures	Total Encumbrances	Total Expenditures and Encumbrances
599036	AdmOp-PostageMeter/Postage	12,117,369.70	1,662.54	12,119,032.24
599037	AdmOp-Postage Permit	17,992.71	-	17,992.71
599038	AdmOp-Postage Mail Express	6,664,574.92	318,717.65	6,983,292.57
599039	AdmOp-Fulfillment	6,044,976.20	10,657.49	6,055,633.69
599041	AdmOp-Mail Sorting	217,183.84	-	217,183.84
599042	AdmOp-Freight & Express	1,637,554.77	24,797.91	1,662,352.68
599043	AdmOp-Film Processing	259,273.71	-	259,273.71
599044	AdmOp-US Govt DocsPamphlets	73,049.35	-	73,049.35
599045	AdmOp-Garbage Collection	7,013.80	6,193.90	13,207.70
599048	AdmOp-Rewards Gateage	238,977.37	-	238,977.37
599050	AdmOp-Investigative Expense	17,984.83	-	17,984.83
599052	AdmOp-Testing Certification	20,189.78	-	20,189.78
599054	AdmOp-Awards&Gifts	190,076.85	-	190,076.85
599056	AdmOp-Relocation Expense	8,801.03	-	8,801.03
599058	AdmOp-Samples & Evidence	844,347.85	-	844,347.85
599062	AdmOp-Field Trips	1,302.00	-	1,302.00
599066	AdmOp-GOVERNORS MANSION EXP	2,694.81	-	2,694.81
599068	AdmOp-GOVERNORS TRANSPORT EXP	182.33	-	182.33
599074	AdmOp-Recording Fees	2,155.38	-	2,155.38
599093	AdmOp-Translator Costs	783,623.00	18,979.08	802,602.08
599094	AdmOp-Air TransportServices	106.97	-	106.97
599100	AdmOp-Depositions Transcripts	52,629.09	-	52,629.09
599102	AdmOp-Court Reporting Services	253,526.65	1,491.94	255,018.59
599104	AdmOp-Legal Research Services	202,371.20	5,000.00	207,371.20
599105	AdmOp-Internet Subscript Serv	141,252.69	30,870.86	172,123.55
599107	AdmOp - Art & Design	204,714.25	8,220.75	212,935.00
599108	AdmOp - Fax Service	5,138.49	-	5,138.49
599109	AdmOp - Marketing	1,071,071.03	56,390.07	1,127,461.10
599110	AdmOp-Wrkshp-MeetngEmployeeReim	14,097.17	-	14,097.17
599111	AdmOp-WrkshpTrdeShwEmplyeeReim	185.00	-	185.00
599112	AdmOp-Advert-Gen	2,525,867.47	1,648,169.35	4,174,036.82
599113	AdmOp-Advert-Print	576,036.86	7,628.41	583,665.27
599114	AdmOp-Advert-Radio&TV	497,449.47	251,121.25	748,570.72
599116	AdmOp-Event Sponsor	1,306,673.51	3,350.00	1,310,023.51
599118	AdmOp-TravelAssistance	26,140.26	-	26,140.26
599119	AdmOp-Storage	80,516.09	16,265.72	96,781.81
599120	Ports Meeting Expense	148.95	-	148.95
599122	Ports Publications	20.00	-	20.00
599123	AdmOp-EmpReimb-Postage Reimb	7,614.19	-	7,614.19
599126	Trade Shows	73,081.56	230.36	73,311.92
599127	Web Site Services	(265,073.28)	-	(265,073.28)
599128	Adm Op Promotional Premiums	10,743.90	3,083.00	13,826.90
599201	AdmOp-EmpReimb-Workshops	6,811.71	-	6,811.71
599202	AdmOp-EmpReimb-Training Gen	104,121.03	280.00	104,401.03
599203	AdmOp-EmpReimb-Adult Ed	35,593.79	-	35,593.79
599204	AdmOp-EmpReimb-Secondary Sch	41,804.97	-	41,804.97
599206	AdmOp-EmpReimb-Career Dev	14,018.70	-	14,018.70
599207	AdmOp-EmpReimb-Exhibition	3,512.40	-	3,512.40
599208	AdmOp-EmpReimb-PersnlAppearnce	436.98	-	436.98
599209	AdmOp-EmpReimb-Registration	57,924.31	-	57,924.31
599211	AdmOp-EmpReimb-Cell Phone	103,831.07	-	103,831.07
599212	AdmOp-EmpReimb-Blackberries	69,655.69	-	69,655.69
599213	AdmOp-EmpReimb-Tool Allowance	153,934.11	-	153,934.11
599214	AdmOp-EmpReimb-Clothing Allowa	198,249.79	-	198,249.79
599215	AdmOp-EmpReimb-CDL	477.50	-	477.50
599216	AdmOp-EmpReimb-Dues & Membersh	69,061.20	-	69,061.20
599217	AdmOp-EmpReimb-Continued Educa	24,477.59	-	24,477.59
599218	AdmOp-EmpReimb-Parking	1,279.00	-	1,279.00
599219	Food Safety Progrm Reimb	702.80	-	702.80
599220	AdmOp-EmpReimb-Home Internet	11,620.53	-	11,620.53
599301	AdmOp - Theft	380.00	-	380.00
599980	Fraudulent Check Reissue	(121.08)	-	(121.08)

**CURRENT EXPENDITURES AND ENCUMBRANCES
FOR YEAR ENDED JUNE 30, 2014**

Account Number	Description	Total Expenditures	Total Encumbrances	Total Expenditures and Encumbrances
599988	Loan Forgiveness	741,458.06	-	741,458.06
599990	AOS USE ONLY Rounding Error	0.01	-	0.01
599997	TOS Returned Check Expense	2,226,237.01	-	2,226,237.01
TOTAL ADMINISTRATIVE AND OPERATING EXPENSES		480,343,274.96	5,526,058.23	485,869,333.19
INTERNAL SERVICE FUNDS - EXPENSES				
652049	DS3	(308.43)	-	(308.43)
652050	T1	3,726,769.31	-	3,726,769.31
652052	56K Frame Relay	(95.28)	-	(95.28)
652053	Optiman Circuit	28,831.36	-	28,831.36
652054	Gigaman Circuit	1,598,262.75	-	1,598,262.75
652071	ITN Misc Charges	207,303.14	-	207,303.14
652072	Seat Charge	24,767,695.73	-	24,767,695.73
652073	Email	100,010.68	-	100,010.68
652074	Seat Charges Non-Network	2,207,870.00	-	2,207,870.00
652075	Excess E-mail Storage	3,642.16	-	3,642.16
652076	Archive E-mail Storage	152,390.46	-	152,390.46
652077	Seat Charge NonNetworkPlus	585,990.00	-	585,990.00
652078	Instant Messaging	4,798.93	-	4,798.93
652109	Voice or Data Equip Inv	246,264.23	-	246,264.23
652110	Cellular Phone Service	6,088,096.10	-	6,088,096.10
652115	Data Service Monthly	148,863.37	-	148,863.37
652130	Telephone - Centrex	1,618,318.36	-	1,618,318.36
652132	Contact Center	381,147.15	-	381,147.15
652134	IP Phone	864,034.92	-	864,034.92
652137	Telephone - Remote	2,316,432.56	-	2,316,432.56
652138	Telephone Tariff/System Charge	166,576.34	-	166,576.34
652140	Dir Assistance	4,465.84	-	4,465.84
652145	Exact Target Services	46,241.81	-	46,241.81
652150	Long Distance	759,120.24	-	759,120.24
652151	800# Service	1,492,342.38	-	1,492,342.38
652153	Calling Card	2,555.77	-	2,555.77
652155	Non Contracted Long Distance	232,219.39	-	232,219.39
652156	Network Services	5,288,201.19	-	5,288,201.19
652158	Enterprise SSL	72,586.89	-	72,586.89
652160	Pager Process Fee	45,924.94	-	45,924.94
652171	ACD - Auto Call Distrib	102,576.00	3,960.00	106,536.00
652193	Voice Mail Auto Attendent	478.73	-	478.73
652194	International Toll	22.11	-	22.11
652195	Conference Calls	754.52	-	754.52
652311	Blackberry Services	13,231.11	-	13,231.11
652330	Remote Services Client VPN	4,773.12	-	4,773.12
652331	Site to Site VPN	813,549.86	-	813,549.86
652340	Fire Prev/Bldg Safety Comm Var	345.00	-	345.00
652360	Extranet FTP Services	10,280.72	-	10,280.72
652370	Citrix	747,747.33	-	747,747.33
652380	Oracle UCM	715,716.45	-	715,716.45
652390	Remote Services: Dial Up	544.50	-	544.50
652391	Internet Broadband	212,778.51	-	212,778.51
652392	Video Bridging	80,122.95	-	80,122.95
653101	Temp services	15,100.00	2,550.00	17,650.00
653103	Underground Storage Tank Fee	14,982.55	-	14,982.55
653104	Plan Review	15,983.84	-	15,983.84
653210	State Background Checks	55,859.60	-	55,859.60
653220	Federal Background Checks	53,795.00	-	53,795.00
653230	Boiler Inspections	19,909.00	-	19,909.00
653633	Information Retrieval	3,262.50	-	3,262.50
653901	PC Refresh Upgrade	722,355.22	-	722,355.22
654201	Paper and Forms per 1000 Pages	16,761.42	36.60	16,798.02
654320	State in-house product charges	356,293.99	-	356,293.99

**CURRENT EXPENDITURES AND ENCUMBRANCES
FOR YEAR ENDED JUNE 30, 2014**

Account Number	Description	Total Expenditures	Total Encumbrances	Total Expenditures and Encumbrances
654325	Surplus Property Handling Char	64,701.55	-	64,701.55
654330	Outside product charges	15,231.86	-	15,231.86
654335	Parts charges	432,106.86	-	432,106.86
654340	Micrographic Services	193,842.08	-	193,842.08
654341	Copy services	316.25	-	316.25
654606	Motor Vehicle Maintenance	1,261.25	-	1,261.25
654701	Clean Prod Floor Care	131,911.58	-	131,911.58
654702	Clean Prod Janitorial	591,277.06	968.50	592,245.56
654703	Clean Prod Laundry	106,039.15	939.00	106,978.15
654704	Clean Prod Containers	882.25	75.00	957.25
654706	Clean Prod Personal Hygiene	251,128.38	2,577.50	253,705.88
654708	Clean Prod RTU Labels	358.00	-	358.00
654709	Clean Prod Spectly Clean Prod	759.10	-	759.10
654710	Clean Prod Warewash	3,877.75	-	3,877.75
654712	Det Furn - Individual Chairs	36,838.00	2,733.00	39,571.00
654713	Det Furn - Stacking Chairs	45,000.76	-	45,000.76
654714	Det Furn - Stools	674.00	-	674.00
654716	Det Furn - Mattress & Pillow	422,311.71	-	422,311.71
654717	DormFurn - Chests & Desks	3,640.00	-	3,640.00
654719	DormFurn - Seating	31,825.28	180.00	32,005.28
654721	Off Furn - Parts & Access	22,448.97	66,550.00	88,998.97
654722	Off Furn - Podium	1,915.65	-	1,915.65
654723	Off Furn - Office Seating	439,553.84	39,390.88	478,944.72
654730	Park Lodge - Outdoor Grille	14,519.00	-	14,519.00
654731	Park Lodge - Picnic Table	8,268.00	-	8,268.00
654732	Park Lodge - Swings	3,600.00	-	3,600.00
654736	Storage Optn - Metal Cabinet	8,597.00	-	8,597.00
654737	Storage Optn - Metal Lockers	2,562.00	-	2,562.00
654739	Storage Optn - Boxes	44,322.65	-	44,322.65
654740	Tables - Folding	271.00	-	271.00
654750	ID Tags	10,107.09	-	10,107.09
654751	Stamped License Plates	381,600.00	3,103.98	384,703.98
654752	Digital License Plates	667,001.35	-	667,001.35
654780	Garments	1,178,471.66	318.96	1,178,790.62
654782	Toilet Paper	1,073,146.66	-	1,073,146.66
655711	Det Furn - Benches	21,757.00	-	21,757.00
655713	Metal Beds	6,550.00	-	6,550.00
655714	DormFurn - Beds	24,030.00	-	24,030.00
655721	Off Furn - Desks & Credenzas	21,279.03	-	21,279.03
655722	Off Furn - Freestand Modular	180.00	-	180.00
655725	Lounge Furniture	22,800.94	-	22,800.94
655730	Park Lodge - Benches	2,220.00	-	2,220.00
655731	Park Lodge - Shelter House	12,800.00	-	12,800.00
655741	Tables - Conference	3,250.79	-	3,250.79
655742	Tables - Dining	119.00	-	119.00
655743	Tables - Multipurpose	340.00	-	340.00
655750	Highway Signs	790,405.02	8,363.00	798,768.02
659040	Elevator Inspections	24,261.02	-	24,261.02
659041	Equipment Inspections	650.00	-	650.00
659052	Disaster Recovery	626,201.57	-	626,201.57
659101	Agency Bill Back	16,134.52	-	16,134.52
659102	Training	190,366.00	-	190,366.00
659105	Communication Service Analyst	125,319.45	-	125,319.45
659106	IN.Gov Charges	(27,013.20)	-	(27,013.20)
659207	Transactions	6,985,178.73	-	6,985,178.73
659208	Centralized accounting service	411,423.25	-	411,423.25
659210	Job Production	383,528.48	-	383,528.48
659211	Tape Accesses	306,601.61	-	306,601.61
659212	Dedicated Mainframe Sup	13,228.91	-	13,228.91
659220	Disk Megabytes Allocated	150,265.36	-	150,265.36
659251	Database Maintenance Services	31,417.52	-	31,417.52
659260	Physical Server Hosting	3,158,144.99	-	3,158,144.99

**CURRENT EXPENDITURES AND ENCUMBRANCES
FOR YEAR ENDED JUNE 30, 2014**

Account Number	Description	Total Expenditures	Total Encumbrances	Total Expenditures and Encumbrances
659261	Application Development	170,538.75	-	170,538.75
659262	Virtual Server Hosting	3,099,076.68	-	3,099,076.68
659263	Dedicated Systems Admin Sup	1,187,343.44	-	1,187,343.44
659265	Shared Database Hosting	1,479,348.99	-	1,479,348.99
659266	Database Hosting	3,229,973.75	-	3,229,973.75
659268	Dedicated Support	54,994.42	-	54,994.42
659270	Shared SAN Storage	5,504,336.42	-	5,504,336.42
659271	Archive Storage	357,200.47	-	357,200.47
659272	IOT - Shared OBIEE N	8,010.58	-	8,010.58
659282	Shared Web Hosting	233,905.02	-	233,905.02
659290	GIS-Geographic Information Ser	47,000.00	-	47,000.00
659291	E-Check Processing Fee	322,617.46	-	322,617.46
659293	INDOT Dedicated Support	155,662.53	-	155,662.53
659294	Financial Application Services	5,670,201.83	-	5,670,201.83
659295	HR Application Services	3,070,959.09	-	3,070,959.09
659299	Service Tech Time & Mat	46,785.25	-	46,785.25
659340	Commercial Charges	138,292.41	-	138,292.41
659345	Labor Charges	235,932.17	-	235,932.17
659350	Lease Rate	134,785.16	-	134,785.16
659355	Motor Pool Charges	298.50	-	298.50
659360	Special Charges	69,450.08	-	69,450.08
659370	Shredding Services	24,393.04	-	24,393.04
659380	Radio Repair	57.00	-	57.00
659410	Postage	10,494,318.21	30,296.91	10,524,615.12
659420	Courier Service	347,392.12	-	347,392.12
659430	Mail Management Services	1,668,470.16	-	1,668,470.16
659440	DNR Park Passes	44.00	-	44.00
659501	DNR Facility Rental	45.00	-	45.00
659512	Certified Residential Appraise	1,271.00	-	1,271.00
659513	Real Estate Sales Person Licen	2,202.00	-	2,202.00
659521	Amusement Entertainment Permit	4,529.00	-	4,529.00
659605	Flight hours	105,286.10	-	105,286.10
659772	PIE & JV - GIS Mapping	249.95	-	249.95
659790	Commissary	12,108.64	-	12,108.64
659791	Laundry Service	381,125.37	-	381,125.37
659792	Printing Service	5,588,291.91	7,187.87	5,595,479.78
659800	INDOT Work Crews	148,151.02	-	148,151.02
659801	Pen- Moving	60.34	507.34	567.68
659802	PEN - Fulfillment	10,194.77	1,340.14	11,534.91
659805	SBOA Stat Audit Charge	160,000.00	-	160,000.00
659900	HR Service Fees	8,846,827.02	-	8,846,827.02
TOTAL INTERNAL SERVICE FUNDS - EXPENSES		129,637,313.70	171,078.68	129,808,392.38

OTHER FINANCING USES

750115	TR LST - TR OUT	(45,447,146.67)	-	(45,447,146.67)
750117	ST MATCH - TR OUT	(210,411,058.61)	-	(210,411,058.61)
750155	GEN FUND PTRF TRANSFER	4,398,865.45	-	4,398,865.45
750215	PDIF INTEREST XFER TO PERF	216,535.76	-	216,535.76
750220	RecurStatXfr- Abandoned Prop	40,005,234.24	-	40,005,234.24
750225	Public Safety Fee Transfer	2,344,148.94	-	2,344,148.94
750230	RecurStatXfr- Reimb Tution Sup	146,967.69	-	146,967.69
750280	RecurStatXfr- State User Fee	7,514,794.75	-	7,514,794.75
750290	RecurStatXfr Fam Violence Vict	2,013,333.20	-	2,013,333.20
750302	RecurStatXfr-EMS Education	1,402.80	-	1,402.80
750701	Gas Tax INDOT Share	62,943,192.18	-	62,943,192.18
750702	Motor Carrier Tax INDOT Share	436,813.61	-	436,813.61
750703	MVH #2 INDOT SHARE	10,000,000.00	-	10,000,000.00
750704	Special Fuel Tax INDOT Share	42,968,197.58	-	42,968,197.58
750705	MVH #2 LOCAL SHARE	15,000,000.00	-	15,000,000.00
750706	Motor Carrier Surcharge INDOT	42,296,028.41	-	42,296,028.41

**CURRENT EXPENDITURES AND ENCUMBRANCES
FOR YEAR ENDED JUNE 30, 2014**

Account Number	Description	Total Expenditures	Total Encumbrances	Total Expenditures and Encumbrances
750708	Trip Permits INDOT Share	217,954.50	-	217,954.50
750712	Vehicle Regis Fees INDOT	9,601,312.84	-	9,601,312.84
750714	Special Fuel Local Share	22,882,995.72	-	22,882,995.72
750716	Gas Tax Local Share	43,337,262.49	-	43,337,262.49
750718	Vehicle Reg Fees Local Share	7,837,495.78	-	7,837,495.78
750720	Cigarette Tax DNR	6,033,353.82	-	6,033,353.82
750722	Cigarette Tax Clean Water IND	6,033,353.82	-	6,033,353.82
750726	County Engineer Distrib to Co	692,866.67	-	692,866.67
750728	One Cent Gas Tax Distrib to Co	19,967,621.97	-	19,967,621.97
750730	One Cent GasTax Distr CityTown	9,359,868.63	-	9,359,868.63
750732	53% Distribution to INDOT	385,211,405.13	-	385,211,405.13
750734	LTAP County Share	1,167,263.00	-	1,167,263.00
750736	Access Road County Share	214,467.00	-	214,467.00
750738	LTAP City and Town Share	549,300.00	-	549,300.00
750740	Access Road City and Town	100,926.00	-	100,926.00
750762	Excise Tax Cut ReplaceDistrib	236,212,440.00	-	236,212,440.00
750764	MtrCarrFd Excess Bal Xfer	2,056,444.49	-	2,056,444.49
750770	Transfer Lifetime License	288,394.94	-	288,394.94
750772	Transfer Heritage Trust Clr	1,055,098.61	-	1,055,098.61
750800	Riverboat Adm Tax	801,255.45	-	801,255.45
750824	RvrbtAdmTax -MntlHth	1,905,248.29	-	1,905,248.29
750826	RvrbtAdmTax -IHRC	12,384,313.95	-	12,384,313.95
750827	RvrbtAdmTax-LakeCoCredits	8,759,074.00	-	8,759,074.00
750828	Riverboat Wagering Tax	481,532,249.67	-	481,532,249.67
750830	Slots Wagering Tax	110,711,386.00	-	110,711,386.00
759100	Cigarette Tax Transfer	12,066,707.69	-	12,066,707.69
759105	EXCESS STADIUM TAX XFER	305,434.67	-	305,434.67
759110	Com Vehicle Excise Tax-School	14,721,179.00	-	14,721,179.00
759120	Com Vehicle Excise Tax-Welfare	2,967,647.00	-	2,967,647.00
759130	ComVehicle Excise Tax Transfer	40,314.72	-	40,314.72
759135	Financial Inst Tax - Gen Fund	56,213,311.95	-	56,213,311.95
759140	Financial Inst Tax-School	217,512.00	-	217,512.00
759150	Financial Inst Tax-Welfare	42,067.00	-	42,067.00
759160	Alcohol Permit Fees Transfer	5,897,260.94	-	5,897,260.94
759165	Pari-Mutuel Tax Transfer	2,117,047.27	-	2,117,047.27
759170	Charity Gaming Transfer	2,250,000.00	-	2,250,000.00
759900	Federal Indirect Cost Xfer Out	7,883,145.74	-	7,883,145.74
759901	Retiree Medical Benefits Xfer	21,122,398.80	-	21,122,398.80
759902	Quality Assessmnt Fee Xfer Out	47,233,654.95	-	47,233,654.95
759903	Hospital Assessment Fee Xfer O	203,278,800.65	-	203,278,800.65
759910	Dedicated Indirect Cost Xfer O	7,211,338.00	-	7,211,338.00
TOTAL OTHER FINANCING USES		1,726,908,482.48	-	1,726,908,482.48
GRAND TOTAL		\$ 32,464,609,798.90	\$ 782,388,854.97	\$ 33,246,998,653.87