

State of Indiana FY 2016 Traffic Safety Annual Report



FISCAL YEAR 2016 ANNUAL REPORT

PREPARED FOR:

U.S. DEPARTMENT OF TRANSPORTATION

NATIONAL HIGHWAY TRAFFIC SAFETY ADMINISTRATION

PREPARED BY:

THE INDIANA CRIMINAL JUSTICE INSTITUTE

EXECUTIVE DIRECTOR

DAVID R. MURTAUGH

TRAFFIC SAFETY DIVISION

STEVE HILLMAN, DIRECTOR

JOHN BODEKER, CRASH RECORDS AND MOTORCYCLE PROGRAM MANAGER

KAREN RITCHIE, OCCUPANT PROTECTION PROGRAM MANAGER

KACI WRAY, CHILD PASSENGER & YOUNG DRIVER PROGRAM MANAGER

RESEARCH DIVISION

JOSHUA ROSS, DIRECTOR

ASHLEY AIKEN, RESEARCH ASSOCIATE

COMMUNICATIONS DIVISION

ADAM BAKER, COMMUNICATIONS DIRECTOR



Table of Contents

Table of Contents	3
Table of Figures	6
<i>Introduction</i>	7
<i>Performance Measures and Targets</i>	8
<i>Data</i>	9
<i>Occupant Protection</i>	10
Program Management	11
Traffic Occupant Protection Strategies (TOPS).....	11
Operation Pull Over (OPO).....	12
Rural Demonstration Project (RDP)	12
<i>Looking Beyond the Ticket</i>	12
<i>State Traffic Safety Information System Improvements (Traffic Records)</i>	13
Program Management	13
Indiana University Public Policy Institute	13
Center for Road Safety	13
Traffic Records Improvement	14
<i>Automated Reporting Information Exchange (ARIES)</i>	14
<i>Trauma Registry Project</i>	14
Data Transfer Agreement with the Bureau of Motor Vehicles	14
Department of Homeland Security.....	14
<i>Electronic Citation and Warning System (eCWS)</i>	14
<i>Impaired Driving</i>	15
Program Management	15
DUI Task Force.....	16
Indiana State Excise Police – Underage Drinking Programs.....	16
Standardized Field Sobriety Testing and Drug Recognition Expert Programs.....	17
Traffic Safety Resource Prosecutor.....	18
Judicial Outreach Liaison.....	18
Summer Impaired Driving Enforcement Program (Formerly Operation Centipede)	19
<i>Motorcycle Safety</i>	19
Program Management	20
Programs.....	20
Motorcycle Media / Public Awareness Campaign	21
<i>Child Passenger Safety</i>	21

Program Management	21
Automotive Safety Program.....	22
<i>Automotive Safety Program Additions and Highlights</i>	22
Operation Kids: Next Generation.....	23
Child Restraint Electronic Check-up Form.....	23
Child Restraint Distribution Grant	23
<i>Young Drivers</i>	24
Program Management	24
Indiana Students Against Destructive Decisions	24
Rule the Road Indiana	25
Ford Driving Skills for Life	25
Driving Simulator.....	25
<i>Pedestrian/Bicycles</i>	26
Program Management	26
SAFE KIDS.....	26
Safety Programs	27
<i>Police Traffic Services</i>	27
Statewide Traffic Safety Training.....	27
Indiana State Police.....	27
<i>Paid Media and Communications</i>	28
Campaign Partnerships.....	28
<i>Indianapolis Colts</i>	28
<i>Indiana Pacers/Banker's Life Fieldhouse</i>	28
<i>Indiana Business Journal Publishing</i>	28
Media Campaigns.....	29
<i>Safe Family Travel / Blitz 84 / November 2015</i>	29
<i>Winter Holiday Travel & New Year's Celebration / December 2015 & January 2016</i>	29
<i>Super Bowl Celebration / February 2016</i>	30
<i>St. Patrick's Day Celebration / Blitz 85 / March 2016</i>	30
<i>Distracted Driving Awareness / April 2016</i>	30
<i>Motorcycle Safety Awareness / May 2016</i>	31
<i>Cinco De Mayo Celebration / May 2016</i>	31
<i>Click It or Ticket / Blitz 86 / May 2016</i>	31
<i>July Fourth Celebration / Blitz 85 / July 2016</i>	32
<i>Drive Sober or Get Pulled Over / Blitz 87 / August 2016</i>	32

<i>Child Passenger Safety / September 2016</i>	32
Speed (Dangerous Driving/Texting)	33
Texting While Driving	33
<i>Safe Communities/Community Traffic Safety Programs (Services)</i>	33
Law Enforcement Liaison Program (LEL)	33
Evidenced Based Enforcement.....	34
Media and Communications Division.....	34
<i>Financial Information</i>	35

Table of Figures

Figure 1: Performance Targets and Current Figures.....	8
Figure 2: Citations During Grant Funded Enforcement Activities, FY 2016	10
Figure 3: Unrestrained Passenger Vehicle Occupant Fatalities (All Seat Positions) 2007-2016.....	10
Figure 4: Seat Belt Usage Rates 2005-2016	11
Figure 5: Fatalities Involving Driver or Motorcycle Operator with .08 BAC or Above 2007-2016	15
Figure 6: Total Motorcycle Fatalities 2007-2016	20
Figure 7: Unhelmeted Motorcycle Fatalities 2007-2016	20
Figure 8: Children Aged 15 and Under Killed in Traffic Collisions 2007-2016	21
Figure 9: Drivers Aged 20 and Under Involved in Fatal Crashes 2007-2016.....	24
Figure 10: Pedestrian Fatalities 2007-2016	26
Figure 11: Bicyclists and Other Cyclists Fatalities 2007-2016.....	26
Figure 12: FY 2016 Traffic Safety Expenditures.....	35

Introduction

The Indiana Criminal Justice Institute (ICJI) Traffic Safety Division (TSD) manages federal funds allocated throughout Indiana to support programs designed to fulfill its mission:

.....
“Safer Hoosier roadways at every turn.”
.....

By using up-to-date crash data, ICJI is able to implement countermeasures in specific areas, thus reducing collisions throughout the state.

TSD is comprised of a Division Director who coordinates the efforts of the support staff, including an Impaired Driving Program Manager, a Motorcycle Safety and Traffic Records Program Manager, a Traffic Safety Research Associate, an Occupant Protection Program Manager, a Young Driver and Child Passenger Program Manager, and six Law Enforcement Liaisons (LELs), located regionally across Indiana. ICJI utilizes its Statistical Analysis Center (SAC) to assist in preparing and analyzing the data collected. ICJI also utilizes the resources and expertise of the Public Policy Institute within the Indiana University-Purdue University of Indianapolis’ School of Public and Environmental Affairs (PPI), the Center for Road Safety (CRS) located at Purdue University, the Governor’s Council on Impaired and Dangerous Driving (Council), and the Traffic Records Coordinating Committee (TRCC).

ICJI promotes traffic safety initiatives on state and local roadways through the implementation of a comprehensive Highway Safety Plan (HSP). The HSP is a major component and requirement of the Highway Safety Improvement Program (23 U.S.C. § 148). The HSP is a statewide-coordinated, data-driven, multi-year comprehensive plan that provides the overall framework for reducing highway fatalities and serious injuries on all public roads. It further establishes statewide goals, objectives, and key emphasis areas, while integrating the four E’s of highway safety – engineering, education, enforcement and emergency medical services (EMS). The HSP allows highway safety programs and partners in the State to work together in an effort to align goals, leverage resources and collectively address the State’s safety challenges.

In addition to the HSP, the Annual Report (AR) is an account of the previous fiscal year’s activities and accomplishments in response to the targets set forth in the HSP. The performance plan explains the evaluation process and whether the targets were reached. Each program report section details the targets and achievements, project details, and evaluation (where applicable) for each program area. This is followed by sections on paid media and communications, LEL highlights, and finally the fiscal summaries. Our target is to not only illustrate the activities of FY 2016 to those outside of ICJI, but also that this document is utilized internally as a tool for reflection and help to stimulate ideas and improvements that can be made in FY 2017 and years to come.

Performance Measures and Targets

Figure 1: Performance Targets and Current Figures

ANNUAL STATISTICS FOR TRAFFIC SAFETY PERFORMANCE MEASURES														
Outcome Measure	2007	2008	2009	2010	2011	2012	2013	2014	2015	2016	Targets 2016 [^]	Sources		
												Data Source 2007-2015	Data Source 2016	
C-1	Traffic Fatalities	898	820	693	754	751	781	784	745	821	821	726	FARS	FARS Projected
C-2	Incapacitating Injuries	3,661	3,382	3,179	3,449	3,413	3,818	3,442	5,499**	18,824**	14,775**	3,345	PPI	ARIES Projected
C-3	Fatalities Per 100 Million Vehicle Miles Traveled	1.23	1.11	0.90	1.00	0.98	0.99	1.00	0.94	1.01 ^{^^}	1.09 ^{^^}	1.02 ^{^^}	FARS	FARS/INDOT Projected
C-4	Unrestrained Passenger Vehicle Occupant Fatalities (All Seat Positions)	291	267	206	208	192	214	202	190	221	288	190	FARS	ARIES Projected
C-5	Fatalities Involving Driver or Motorcycle Operator with .08 BAC or Above	224	206	207	194	207	230	199	160	178	80	199	FARS	FARS Projected
C-6	Speeding-Related Fatalities	199	250	174	190	153	185	218	204	232	198	174	FARS	FARS Projected
C-7	Total Motorcycle Fatalities	122	131	111	111	118	152	115	124	108	98	120	FARS	ARIES Projected
C-8	Unhelmeted Motorcycle Fatalities	95	95	84	88	95	116	82	89	79	66	92	FARS	ARIES Projected
C-9	Drivers Aged 20 and Under Involved in Fatal Crashes	157	147	116	125	100	130	104	87	120	91	105	FARS	FARS Projected
C-10	Pedestrian Fatalities	59	54	50	62	62	59	77	78	96	80	62	FARS	ARIES Projected
C-11	Bicyclists and Other Cyclists Fatalities	15	18	7	13	11	15	14	12	12	15	13	FARS	ARIES Projected
B-1	Observed Seatbelt Usage Rate (%)	87.9	91.2	92.6	92.4	93.2	93.6	93.1	90.2	91.9	92.4	88**	CRS	CRS
A-1	*Number of Seat Belt Citations During Grant Funded Enforcement	72,115	108,956	113,577	105,746	99,077	82,961	71,993	64,586	52,704	48,571	-	OPO	OPO
A-2	*Number of Impaired Driving Citations and Arrest During Grant Funded Enforcement	6,947	8,157	8,975	8,257	7,907	7,950	6,983	5,823	4,069	4,874	-	OPO	OPO
A-3	*Number of Speeding Citations and Arrests During Grant Funded Enforcement	18,282	66,394	100,230	107,151	86,702	56,181	59,872	44,436	41,643	35,675	-	OPO	OPO
16	Fatalities Per 100 Million Vehicle Miles Traveled - Rural	1.77	1.80	1.46	1.67	1.66	1.78	1.83	1.61	1.76	1.86	1.65	FARS	FARS/PPI Projected
17	Fatalities Per 100 Million Vehicle Miles Traveled - Urban	0.81	0.65	0.57	0.59	0.57	0.52	0.51	0.55	0.62	0.64	0.50	FARS	FARS/PPI Projected
18	Motorcycle Fatalities per 100k Registrations ^{^^}	82.69	63.91	54.15	54.15	57.73	68.13	52.14	55.98	48.61	42.10***	62 ^{^^}	FARS	ARIES/BMV Projected
19	Rate of .08+ BAC Impaired Driving Fatalities per 100 Million Vehicle Miles Traveled	0.31	0.28	0.27	0.26	0.27	0.29	0.25	0.20	22 ^{^^}	0.11 ^{^^}	0.35 ^{^^}	FARS	FARS/PPI Projected
20	Children Aged 15 and Under Killed in Traffic Collisions	49	47	35	33	38	30	40	33	42	29	29	PPI	ARIES Projected

Sources: U.S. Department of Transportation and NHSTA Traffic Safety Facts: Indiana 2011-2014 Final and FARS 2015 ARF, OPO Database, Indiana University Public Policy Institute (PPI), Purdue University Center for Road Safety (CRS), Indiana Bureau of Motor Vehicles (BMV), Indiana Department of Transportation (INDOT), daily Fatality Analysis Reporting System (FARS) Indiana Fatality Report, United States Census Bureau (US Census), Federal Highway Administration Highway Statistics, and the Indiana State Police Automated Reporting Information Exchange System (ARIES).

Note (1): Where "Date Source 2016" is noted as "Projected", data was pulled for January 1, 2016 through November 30, 2016 and retrieved December 16, 2016. These 11 months of data were used to project 2016 annual figures.

* Denotes a federal fiscal year statistic

[^] 2016 Targets taken from FY 2016 HSP unless otherwise noted

**A change in reporting methodology implemented during October 2014, resulted in a large increase in Incapacitating Injury crash counts starting in 2014.

^{^^}Calculated using INDOT VMT data for 2014

*[^]Targets are based on U.S. Department of Transportation national targets for the preceding three years.

^{^^}Adjusted from motorcycle fatalities per 10,000 registrations to motorcycle fatalities per 100,000 registrations

***Projected based on number of motorcycle registrations as of November 30, 2016

NHSTA CORE MEASURES

Data

The data sources used for each year, 2007-2016, are noted in Figure 1 above. Several of TSD's data partners house, track, compile/analyze the data used by TSD to make programmatic decisions. To determine calendar year 2016 data projections, all Indiana State Police (ISP) Automated Reporting Information Exchange System (ARIES), and Fatality Analysis Reporting System (FARS) supplied data was pulled in December 2016, for January 1, 2016 through November 30, 2016. The data for this period was divided by 11 (period of time covered in the data) and the resulting quotient was added to the original 11 month figure to achieve the projected 2016 figure.

The data compiled in *Figure 2. Citations During Grant Funded Enforcement Activities, FY 2016* were taken from the Operation Pull Over (OPO) database. Law enforcement agencies report grant funded activities directly into this database.

It should be noted a methodological change in the reporting of incapacitating injuries, beginning on October 15, 2014, has resulted in a moderate increase in 2014, and a large increase in 2015 of incapacitating injuries, compared with historic figures. Prior to October 15, 2014, law enforcement officer's exercised discretion when classifying an injury or injuries as incapacitating based on the following definition in the ARIES 5 User Manual:

“A non-fatal injury that prevents the injured person from walking, driving or normally continuing the activities the person was capable of performing before the injury occurred. Hospitalization is usually required. Examples are: severe lacerations, broken limbs, skull fracture, crushed chest, internal injuries, etc.”

Beginning October 15, 2014, injuries were to be classified as incapacitating if an individual was transported from the crash scene for immediate medical treatment.

Data sources, figures, and methodology are shared and discussed with the Indiana Department of Transportation (INDOT). This approach continues the coordination of the agencies required for the Highway Safety Plan (HSP), Strategic Highway Safety Plan (SHSP), and Highway Safety Improvement Plan (HSIP).

Figure 2: Citations During Grant Funded Enforcement Activities, FY 2016

Citations During Grant Funded Enforcement Activities, FY 2016					
Citations	Seat Belt Patrols	Sobriety Checkpoints	Impaired Driving Patrols	Other Patrols	Total 2016
<i>Seat Belt</i>	40,275	83	4,090	3,850	48,571
<i>Child Restraint</i>	1,259	23	331	190	1,803
<i>Misdemeanor DUI</i>	261	163	3,546	161	4,181
<i>Felony DUI</i>	47	12	603	24	693
<i>Underage Alcohol</i>	12	5	220	22	259
<i>Suspended License</i>	3,420	171	3,297	1,263	8,151
<i>Speed</i>	12,256	45	11,017	12,101	35,675
<i>Motorcycle Permit/ License Violation</i>	76	6	117	43	242
<i>Criminal Misdemeanor</i>	1,070	120	1,938	492	3,620
<i>Criminal Felony</i>	309	16	562	162	1,049
<i>Texting</i>	95	0	82	157	334
<i>All Others</i>	12,566	797	16,470	5,999	35,832
Grand Total	71,646	1,441	42,273	24,464	139,824

Source: OPO database

Occupant Protection

The occupant protection program was designed to increase seat belt usage by educating the public about the proper use of seat belts and child restraint systems, coupled with law enforcement efforts to enforce the occupant protection laws in Indiana.

Figure 3: Unrestrained Passenger Vehicle Occupant Fatalities (All Seat Positions) 2007-2016

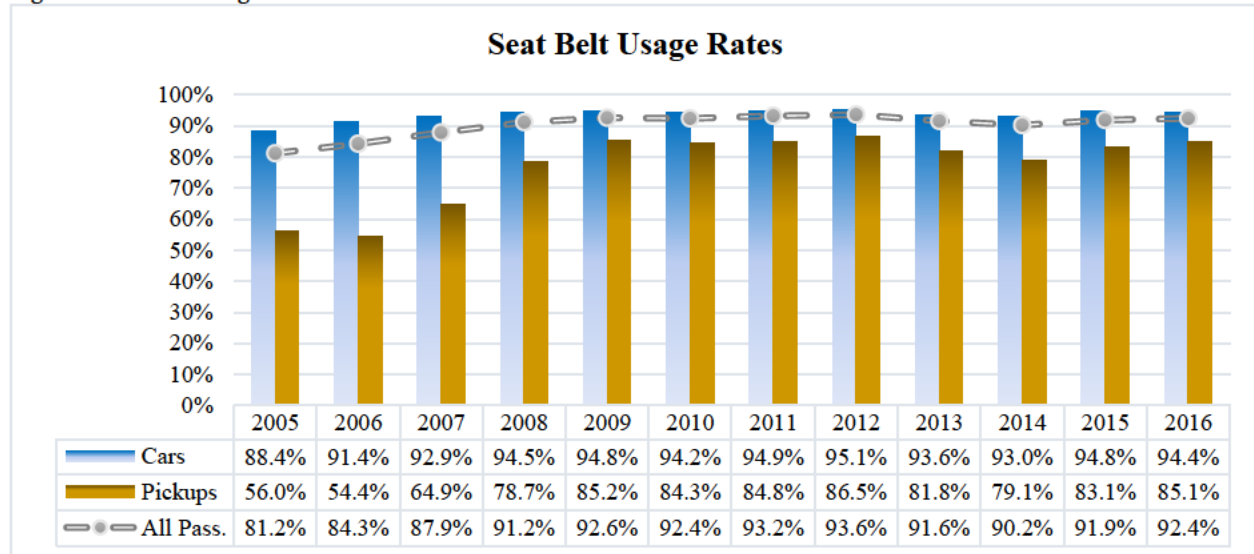


Source: FARS and Indiana State Police crash data

Note: 2016 figure is projected

In 2016, there were 288 unrestrained passenger vehicle fatalities. The number of unrestrained passenger fatalities in 2016 increased 30.3 percent from 2015. Overall, there has been a 1.0 percent decrease in unrestrained passenger vehicle fatalities since 2007.

Figure 4: Seat Belt Usage Rates 2005-2016



Source: CRS

In June 2016, the LELs conducted an observational seat belt survey to determine usage rates for drivers and passengers of all vehicles. Starting in 2013, seat belt usage rates were calculated using a new formula and a new set of survey sites. In addition, new observers were used for the 2014 survey. It is likely these factors played a large role in the recent decrease from the 2012 observation rate of 93.6 percent to the 2016 rate of 92.4 percent. Historically, seat belt usage rates of pickup truck occupants have been lower than cars; therefore, one of ICJI’s primary focuses was targeting this class of occupants. Utilizing the new formula, survey sites, and observers, the survey results found pickup truck occupant usage rates for 2016 at 85.1 percent, which is significantly lower than that of cars at 94.4 percent. However, truck seat belt usage rates increased 2 percent from 2015 to 2016, therefore efforts to increase truck usage rates seem to have had a positive effect.

Program Management

In FY 2016, the Occupant Protection Program Manager coordinated and oversaw occupant protection initiatives. The Program Manager’s responsibilities included monitoring subgrantee compliance and performance and promoting education and enforcement of occupant protection laws. The Program Manager also oversaw the Rural Demonstration Project (RDP) and Operation Pull Over (OPO). Occupant Protection funds cover the program manager’s salary, benefits, and travel costs to conferences and trainings.

Traffic Occupant Protection Strategies (TOPS)

Officers working overtime enforcement under OPO and Driving Under the Influence (DUI) grants through the Traffic Safety Division are required to complete the Traffic Occupant Protection Strategies (TOPS) course. In FY 2013, ICJI created the TOPS online, four-hour certified course to replace the instructor-led version that previously encompassed an entire day. This increased efficiency and improved tracking for compliance. Since its inception in July 2013

through December 1, 2016, the TOPS online course has certified 2,174 officers. This figure will continue to grow as new agencies join the OPO program.

Operation Pull Over (OPO)

ICJI continued working toward increasing Indiana's seat belt usage rate by funding overtime enforcement during the OPO enforcement program. During FY 2016, there were a total of 231 participating agencies and 41 Traffic Safety Partnerships. **402 FUNDS**

OPO agencies averaged 3.26 contacts per hour and issued 1.48 seat belt/child restraint (SB/CR) citations per hour. OPO agencies arrested an impaired driver every 11.98 hours. OPO officers working enforcement programs worked a total of 62,750 hours and issued 167,539 citations and warnings, of which 65 percent were citations.

Rural Demonstration Project (RDP)

RDP increased seat belt and proper child restraint enforcement in rural areas with high unrestrained fatality and injury rates. During the twenty-one day enforcement period, April 7 to April 27, 2016, 34 local law enforcement agencies in 16 of Indiana's counties and Indiana State Police (ISP) increased patrols in rural areas that have consistently low seat belt usage rates. As a result, 1,110 patrol hours were worked with 1,733 seat belt and 38 child restraint citations issued. In addition, 81 criminal arrests were made during the enforcement period. **405(b) FUNDS**

Looking Beyond the Ticket

Law enforcement agencies reported the following significant events that occurred while working occupant protection enforcement programs:

- During Blitz 86, *Click It or Ticket*, the Paoli Police Department conducted a traffic stop that led to six arrests, including an individual hiding in the hatchback, on 21 felony charges after officers located several syringes, methamphetamine, and digital scales.
- During Blitz 87, *Drive Sober or Get Pulled Over*, the Elkhart County Traffic Safety Partnership conducted a traffic stop that led to the arrest of two individuals on charges of possession of a stolen handgun, possession of cocaine, carrying a handgun without a permit, possession of a handgun by a serious violent felon, and felon in possession of a handgun.
- During Blitz 85, *St. Patrick's Day*, the Decatur County Traffic Safety Partnership came in contact with a stolen trailer hauling two stolen Polaris four-wheelers. The individual arrested was found to also be in possession of counterfeit currency.
- During July enforcement outside the blitz, the Winchester Police Department conducted a traffic stop for speeding, which later resulted in a search warrant for the individual's residence. Multiple arrests were made on charges of dealing in marijuana, possession of a narcotic, possession of marijuana, and maintaining a common nuisance.
- During Blitz 86, *Click It or Ticket*, a Logansport Police Department officer, while observing for seat belt violations, observed a male subject with a firearm chasing another

male, which resulted in an arrest and attempted murder charges. The officer's presence and quick intervention was believed to be vital in preventing the death of the victim.

- During Blitz 86, *Click It or Ticket*, the Morgan County Traffic Safety Partnership made nine DUI arrests, thirteen driving while suspended prior arrests, twelve criminal misdemeanor arrests, several criminal felony arrests, wrote 165 seatbelt tickets and one child restraint ticket.

State Traffic Safety Information System Improvements (Traffic Records)

The target of the Traffic Records program is to create an integrated traffic records system through a collaboration of all local, state and federal entities responsible for motor vehicle safety. This collaboration includes coordination with the SHSP and the Indiana Department of Transportation (INDOT) to improve traffic information systems across the state. The program was designed to improve the timeliness, accuracy, completeness, uniformity, integration and accessibility of state data that is needed to identify priorities for national, state and local roadway and traffic safety programs.

ICJI depends on the accuracy and timeliness of crash reports submitted into the crash database for program decisions, resource allocation, and requests for statewide and local crash statistics. As of November 30, 2016, 91 percent of all crash reports for the year were submitted within five days of the crash.

Program Management

In FY 2016, the Traffic Records Coordinator was responsible for managing Indiana's crash records system, recruiting agencies to report crashes electronically, and instituting initiatives to improve the timeliness and accuracy of crash records. The program coordinator utilized the 2013 Indiana Crash Records assessment as a guide to improve data quality in 2016. The 2013 Indiana Crash Records assessment will be referenced until a new assessment is conducted. Similar to other years, in FY 2016, the program coordinator followed a strategic timeline, which outlined when each improvement activity would be conducted. Traffic Records funds cover the program manager's salary, benefits, and travel costs to traffic record related conferences and training. **405(c) FUNDS**

Indiana University Public Policy Institute

In FY 2016, funds supported services provided by the Public Policy Institute (PPI), including the identification of motor vehicle crash trends and the creation of Indiana traffic trend fact sheets. Fact sheets contain traffic-related data for each of the following categories: motorcycles, young drivers, dangerous driving, occupant protection, children, commercial vehicles, problem identification, and alcohol. In addition, PPI publishes an annual Indiana crash fact book and county profiles publication covering each of Indiana's 92 counties. TSD utilizes this information to help inform performance measures, respond to media requests, and provide data to sub-grantees to incorporate in their grant applications. **402 FUNDS**

Center for Road Safety

In FY 2016, Purdue University's Center for Road Safety (CRS) conducted various data analysis for ICJI. The CRS released two publications regarding crash, EMS, and hospital

inpatient/outpatient databases. The CRS also analyzes results from the observational seat belt usage surveys. There was a 92.4 percent seat belt rate in 2016. This was an increase of 0.5 percent from 2015. For more information regarding the seat belt survey, please reference the *Occupant Protection* section of this report. **405(c) FUNDS**

Traffic Records Improvement

Automated Reporting Information Exchange (ARIES)

Through November 2016, 100 percent of all crash reports were electronically submitted by law enforcement agencies in Indiana's newest electronic vehicle crash program, ARIES version 5.1. ICJI's Traffic Safety research continues to work with LexisNexis Risk Solutions (formerly APPRISS) to identify data problems, possible querying improvements, and other issues to help further improve data validity and access.

Trauma Registry Project

The Indiana Trauma Registry (ITR) is the foundation component of the Indiana trauma system, providing the means to monitor the system for efficiency and effectiveness in hopes of improving injury data submitted by hospitals for those involved in a traffic collision. During FY 2016, the number of submitting hospitals increased from 100 to 109. With the increase in submitting trauma centers, the number of trauma patient records available for analysis continues to increase. The number of patient records increased from 177,160 in 2015 to 197,595 in 2016. For FY 2016, the number of days from the incident to entry in the Trauma Registry increased from 107 days to 110 days. **405(c) FUNDS**

Data Transfer Agreement with the Bureau of Motor Vehicles

In 2016, ICJI entered into a Memorandum of Understanding (MOU) with the Bureau of Motor Vehicles (BMV) to provide access of BMV data to both Indiana University (PPI) and Purdue University (CRS). The two year MOU provided for the BMV to collect and transfer data specifically defined by PPI and CRS for use in the completion of their grant agreements with ICJI. **405(c) FUNDS**

Department of Homeland Security

The Department of Homeland Security (DHS) is working to upgrade their software to be NEMSIS compliant. This upgrade will allow all EMS and Fire departments to enter data collected during emergency runs into a system that is integrated with other agencies that collect traffic records. **405(c) FUNDS**

Electronic Citation and Warning System (eCWS)

The Indiana Supreme Court's Division of State Court Administration accepted the role of designing an electronic traffic citation system. The purpose of this project was to provide a statewide end-to-end solution for the electronic transmission of a traffic violation. This program also brings together systems that will build on a statewide case management system, Odyssey, which will include information sharing between Indiana's court, clerks, Indiana BMV, and law enforcement agencies. **405(c) FUNDS**

As of September 30, 2016 there have been 251 courts in 58 of the 92 counties trained on and using the Odyssey case management system. In FY 2016, a total of 398 law enforcement agencies have

been trained in the eCWS (or e-ticket) system. Furthermore, the number of uniform citations found in the eCWS central repository for analysis increased from 7,912,717 at the end of FY 2015 to 8,902,017 at the end of FY 2016.

Impaired Driving

Figure 5: Fatalities Involving Driver or Motorcycle Operator with .08 BAC or Above 2007-2016



Source: FARS and Indiana State Police crash data

Note: 2016 figure is projected

Reducing impaired driving crashes continues to be a primary focus for the Traffic Safety Division. Although Indiana has historically had a lower percentage of overall fatalities as a result of impaired driving than that of the national level, during 2016, ICJI continued implementing enforcement efforts and public information campaigns to reduce impaired driving crashes, injuries, and fatalities. In 2016, ICJI, local law enforcement and statewide LEL's made an increased effort to promote and support HVE in the form of sobriety checkpoints, sign boards, and patrol car signage to help spread a general deterrent for impaired driving prevention.

In 2016, ICJI implemented a new enforcement campaign targeting the summer impaired driving season between Memorial Day and Labor Day.

In 2016, there were 80 alcohol-impaired fatalities. Based on the number of alcohol-related fatal collisions, the 2016 rate of alcohol-related fatalities per 100M VMT of 0.11 did meet the 0.35 target. ISP and local law enforcement agencies conducted 52 sobriety checkpoints in 2016 using 405D Impaired Driving funds.

Program Management

In FY 2016, the Impaired Driving Program Manager coordinated and monitored impaired driving countermeasure projects. The Program Manager responsibilities included monitoring subgrantee compliance and performance, collaborating with local, state, and community organizations in developing and implementing impaired driving awareness campaigns, and promoting enforcement of Indiana's impaired driving laws. In 2016, the Impaired Driving Program Manager participated in all of ICJI's traffic safety update meetings in Indiana, which consist of training sessions conducted with local law enforcement about upcoming funding availability. Impaired Driving funds paid for the program manager's salary, benefits, and travel costs to impaired driving related conferences and training seminars. **405(d) FUNDS**

DUI Task Force

FY 2016 was another important year in the DUI Task Force program in Indiana. With a continued focus on general deterrence, Task Force agencies stepped up their enforcement with highly visible and sustained strategies in order to change behaviors of those willing to drink and drive. Thirty-seven counties comprised the DUI Task Force program supplemented with 14 ISP districts throughout the state. These agencies, strategically located in areas of the state with the highest representations of alcohol-related crashes, were provided overtime funding for officers to detect and arrest impaired drivers utilizing HVE efforts such as sobriety checkpoints. In FY 2016, the DUI Task Force program issued 25,944 citations/arrests. DUI Taskforce Indiana was also instrumental in implementing NHTSA recommended HVE techniques by conducting 52 sobriety checkpoints, resulting in 549 arrests and citations. **405(d) and 164 FUNDS**

With the renewed efforts in HVE, ICJI saw new agencies participate in sobriety checkpoints. In conjunction with programmatic staff, ICJI's regional LEL network, and the state's Traffic Safety Resource Prosecutor, Indiana was able to saturate new markets with HVE and general deterrent traffic enforcement.

Drugged Driving Enforcement

This project funded overtime pay for DRE officers participating in drugged driving enforcement initiatives in Indiana. There are approximately 158 Drug Recognition Experts (DRE's) in Indiana. As specially trained officers, DRE's are able to recognize drivers that are under the influence of drugs; which are often different than the more easily recognized and studied effects of alcohol. Using funding set aside for DRE traffic enforcement, these officers were detailed to areas with high occurrences of drug use; funding was made available to those departments with trained DRE's. Four police departments participated in this program, resulting in 99 impaired driving patrols, 124 SFST examinations conducted and 13 DRE evaluations. Fifty-six impaired drivers were arrested. **405(d) FUNDS**

Indiana State Excise Police – Underage Drinking Programs

The Indiana State Excise Police, the law enforcement division of the Indiana Alcohol and Tobacco Commission, has full police powers to enforce alcohol and tobacco laws. During FY 2016, Excise Police received funding from ICJI to conduct three enforcement initiatives; Stop Underage Drinking and Sales (SUDS), Cops in Shops (CIS), and Intensified College Enforcement (ICE), which focused on reducing the availability of alcoholic beverages to persons who cannot legally possess, consume, transport, or purchase alcohol.

Data does not exist on how many minors are deterred from possessing, consuming, driving impaired, or acquiring alcoholic beverages by persons under the age of 21. However, during the 207 SUDS details in FY 2016, juveniles/minors were prevented from further consuming and possessing alcoholic beverages illegally. Over 2,100 arrests/warnings issued. SUDS details are conducted at large events where underage drinking often occurs. Such events include Indiana University's Little 500, the Indianapolis 500, concerts at Klipsch Music Center, White River State Park, Terre Haute Scheid Diesel, Evansville's West Side Nut Club Fall Festival, and many more. CIS allows officers to work one-on-one with alcoholic beverage establishment employees on how to recognize false identifications. Because of this one-on-one time, store employees are able to

prevent minors from purchasing when officers are not present. In FY 2016 Excise Police conducted 71 details resulting in over 130 citations and warnings being issued.

ICE allows officers to increase their enforcement efforts in and around major college campuses in Indiana to reduce underage drinking; and therefore, underage impaired driving. Specifically targeted were Indiana University in Bloomington, Ball State University in Muncie, Butler University, University of Indianapolis Indiana University Purdue University (IUPUI), Indiana State University, Notre Dame University, Indiana University South Bound, Indiana University East in Richmond, Vincennes University, University of Southern Indiana, DePauw University in Greencastle, Indiana University Purdue University Fort Wayne (IPFW), Purdue Calumet in Hammond, Indiana Wesleyan in Marion, Valparaiso University in Valparaiso, and Indiana University Northwest in Gary. Excise Police conducted 152 ICE details in FY2016. Over 2,200 citations, arrests, and warning tickets were issued as a result of these details. **405(d) FUNDS**

Standardized Field Sobriety Testing and Drug Recognition Expert Programs

In FY 2016, the Drug Recognition Expert (DRE) program saw an increase of 14% in evaluations conducted, up 91 evaluations completed from FY 2015. In 2016 the program will have a 100% certification rate from those officers who completed classroom training and completed the certification process. The advantages of the five day field certification process have improved efficiency and put officer's skills to use faster than prior certification processes.

In 2015, the DRE training program trained a total of 39 officers, with 28 officers completing the certification process. This largely attributed to the increase of training evaluations reported in FY 2016, as both classes trained during FY 2015 completed training in FY 2016 and entered their evaluations.

Training at ILEA consisted of three courses of instruction accounting for a total of 346 officers trained. This does not include courses conducted at the Southwest, Northeast, or ISP Academies. Recertification training was held with 99 DREs in attendance. It should be noted that a winter storm warning was in effect for the Northeast Counties and some DREs from that area chose not to attend or were mandatorily retained by their agencies. SFST Recertification saw just over 130 instructors present.

The recertification rate for certified officers remains at approximately 94%, with only a few officers not completing the re-certification process. New back-up documentation processes are in place, which require the officer to submit an updated resume, four face sheets from the evaluations completed, and the rolling log to fully document the recertification authorization. A new change to the recertification form from the International Association of Chiefs of Police (IACP) requires that at least the four evaluations being claimed for recertification must be reviewed and approved by a DRE instructor.

There continues to be a significant request for Standardized Field Sobriety Testing (SFST) instructor trainings, and as such an additional course was added and will be completed in the first quarter of FY 2017. In FY 2016, there were 26 new SFST instructors and seven new DRE instructors added. Advanced Roadside Impaired Driving Enforcement (ARIDE) training requests also continue to increase and are being taught by DRE officers who are also SFST.

Outstanding toxicology reports total 307 samples from FY 2015 and 311 samples for FY 2016. Nationally the toxicology completion rate is 57.6% for 33,134 evaluations completed in FY 2016. Indiana is near this average at 53.79% complete. The national average for DRE opinions confirmed by toxicology is 82.7% and Indiana's program exceeds this at 88.3%. This rate, while above the national average, could be significantly improved with an increase in screening and confirmations. **405(d) FUNDS**

Traffic Safety Resource Prosecutor

During FY 2016, the Traffic Safety Resource Prosecutor (TSRP) was able to provide over 100 hours of Continuing Legal Education for Prosecutors, from introductory courses such as Evidence Boot Camp, to more advanced trial techniques in Visual Trial. In addition, this year was the first Trial Advocacy II – Crash Reconstruction course. This course was for both prosecutors and law enforcement, and focused on crash reconstruction and serious bodily injury and death cases. National speakers were brought in for the four day course, and included a live crash demonstration thanks to partnering with the Indiana Association of Certified Accident Investigators. This training was in addition to the over 500 support calls fielded from Prosecutors, Legislators, and Judges throughout the state. This year continues a trend of increasing training and support hours, and looks to continue to grow in 2017.

The TSRP continued to work with all branches of Indiana Government, serving on working groups with the Judicial Center, Bureau of Motor Vehicles, Indiana Criminal Justice Institute, Indiana Department of Toxicology, Indiana State Police, Indiana State Excise Police, Legislative Services Agency, as well as individual legislators. These groups worked to help the state implement new laws, as well as streamline existing procedures in traffic law to ensure stronger cases, faster processing times, and cost savings. The TSRP program continues to work closely with the Drug Recognition Expert program, as well as conducting training on training legal aspects and courtroom considerations for Standardized Field Sobriety Test training at the Indiana Law Enforcement Academy.

The TSRP was also recognized in 2016 by Mothers Against Drunk Driving for his work on combating drunk driving in Indiana. MADD continues to work with the TSRP to help victims through the legal system when they or someone they love has been injured or killed in a drunk driving case. This partnership has allowed MADD to help inform and train their workers, and hopes to grow this relationship in 2017. **405(d) FUNDS**

Judicial Outreach Liaison

In September of 2012, ICJI was awarded a \$50,000 grant from NHTSA for a 30 month period to fund a part-time Judicial Outreach Liaison (JOL). In FY 2016, ICJI continued to contract with an Indiana judge to serve as a part time JOL. The JOL assists in establishing stronger relationships between judicial entities and ICJI.

During FY 2016, the JOL provided continuing legal education seminars for lawyers involved in impaired driving cases for the Indiana Continuing Legal Education Forum (ICLEF). Three main topics were presented: 1) NHTSA's push for Specialized OVWI Courts; 2) NHTSA's push for

Ignition Interlock; and 3) the impact, issues, and concerns regarding the science of convictions on OVWI involving marijuana.

In addition, the JOL partnered with the Indiana Prosecuting Attorney's Council (IPAC) to conduct four specialized OVWI Court trainings that involved participation from law enforcement and prosecutors.

In 2016, the Indiana legislature passed a bill to allow for ICJI to oversee the establishment of standards for service centers and inspections of Ignition Interlock devices. This is a significant step toward a NHTSA-preferred mandatory ignition interlock for Indiana, one of the two primary pushes by NHTSA for the states.

The JOL has subcontracted with the Corydon Group to provide an electronic newsletter for the JOL to be shared with all Indiana judicial officers. This is a significant step in that the JOL has worked with the Indiana Judicial Center to be a part of the educational program and process for Indiana judges for over two years. The newsletter will be operational soon and is being paid for out of the JOL's contract. **402 FUNDS**

Summer Impaired Driving Enforcement Program (Formerly Operation Centipede)

In lieu of FY 2015's 5% report, ICJI implemented a new summer enforcement strategy intended to target the top small, medium, and large counties with impaired driving crashes. The Summer Impaired Driving Enforcement Project was a project designed to decrease alcohol impaired crashes and fatalities in identified counties. For the purposes of the project, the ICJI established a definition for small, medium, and large counties based on the number of alcohol impaired crashes occurring within the county. Small was defined as 1-49 crashes, medium was defined as 50-99 crashes, and large was defined as 100 or more crashes. Based on the number of alcohol-impaired crashes in each county for 2014, counties were divided into the categories of small, medium, and large. The rate of alcohol-impaired crashes per 1,000 total crashes was then calculated for each county. Counties were then ordered from highest rate to lowest rate. The top 15 small, 10 medium, and 5 large counties were identified, based on their rate of alcohol-impaired crashes. ICJI had 16 applicants submit requests for funding. **405(d) FUNDS**

Motorcycle Safety

The motorcycle program is designed to increase the general motoring public's awareness of motorcycles on the roadway. This program also serves to educate riders of training opportunities on how to improve their riding skills, become properly licensed, and the importance of protective gear.

In 2016, there were 98 motorcycle fatalities in Indiana; therefore, the target of reducing the number of motorcycle fatalities to 120 in 2015 was achieved. With a rate of 24.9, ICJI successfully met its target rate of 62, decreasing the rate of motorcycle fatalities per 100,000 motorcycle registrations in 2016.

Figure 6: Total Motorcycle Fatalities 2007-2016

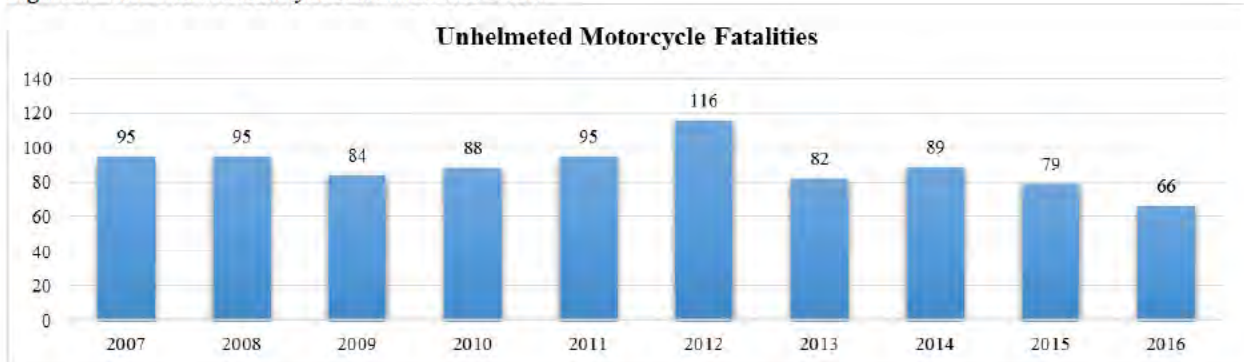


Source: FARS and Indiana State Police crash data

Note: 2016 figure is projected

Indiana law does not require helmets to be worn by motorcyclists with a motorcycle endorsement if they are over the age of 18. However, ICJI would like to increase motorcycle helmet usage across the state, which could contribute to a decrease in total motorcycle fatalities. In 2016, 66 of the 98 motorcycle or moped operators and passengers involved in fatal collisions were not wearing helmets, a rate of 67.3 percent.

Figure 7: Unhelmeted Motorcycle Fatalities 2007-2016



Source: FARS and Indiana State Police crash data

Note: 2016 figure is projected

Program Management

In FY 2016, ICJI's communications director and a program manager coordinated and oversaw motorcycle safety initiatives using 405(f) funds for communication and educational programs. The Program Manager's responsibilities also included monitoring sub-grantee compliance with the Motorcycle HVE project. **402, 405(d) and 405(f) FUNDS**

Programs

In FY 2016, the focus of ICJI's motorcycle initiatives emphasized reducing alcohol impaired riding and motorist awareness of motorcycles through the media.

Flip books outlining how to become properly licensed, information on rider training courses, and recommended proper protective motorcycle gear were distributed at events heavily attended by riders. These events included the Riley Hospital for Children Miracle Ride and the Motorcycle Awareness Month kickoff.

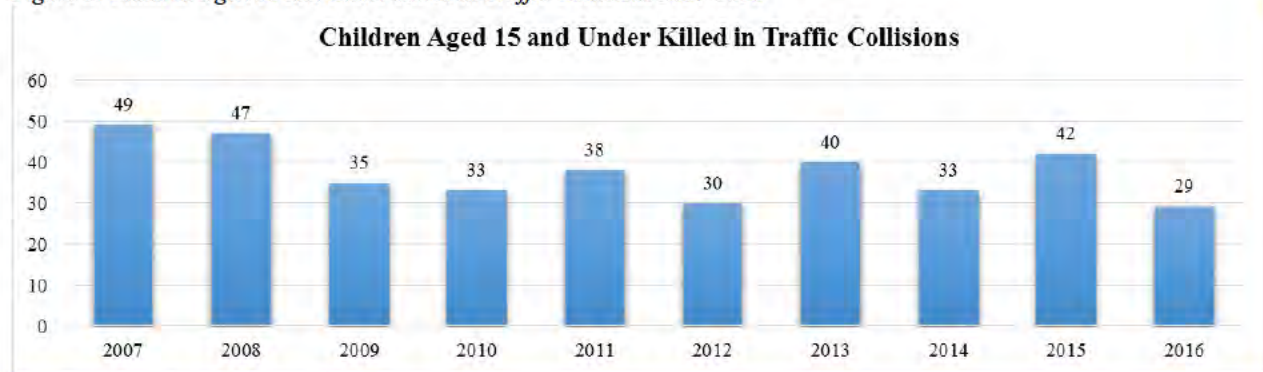
In 2016, ICJI continued an impaired riding crackdown project, in which law enforcement agencies were encouraged to participate. The purpose of this project was to increase high visibility enforcement in areas that were identified with high impaired motorcycle rider fatalities, and where there was a heavy concentration of motorcycle traffic associated with establishments that catered to motorcyclists. Seven agencies conducted Motorcycle HVE events in 2016, including the Gary Police Department, Shelbyville Police Department, Kokomo Police Department, Grant County Sheriff's Department, Vanderburgh County Sheriff's Department, and the Clark County Sheriff's Department. Additional events are being planned for FY 2017. **405(d) FUNDS**

Motorcycle Media / Public Awareness Campaign

TSD partnered with ABATE to promote motorcycle safety awareness at a statewide kick-off event in Indianapolis in early May. For the fourth year, TSD was a title sponsor for the Miracle Ride for Riley Hospital for Children. This is one of the largest motorcycle fundraising events in the state – with more than 7,000 riders. The messages “Get Legal. Get Licensed,” “Ride Sober or Get Pulled Over,” and “BE Aware, Motorcycles are Everywhere” were visible at the event on every t-shirt handed out to participants and were published in multiple editions of the Hoosier Motorcyclist Magazine and several other motorcycle publications, reaching over 150,000 riders. **405(f) FUNDS**

Child Passenger Safety

Figure 8: Children Aged 15 and Under Killed in Traffic Collisions 2007-2016



Source: Indiana State Police crash data

Note: 2016 figure is projected

Children ages 15 and younger killed in traffic collisions decreased from 42 in 2015 to 29 in 2016, which met the target of 29 or fewer. ICJI continues its collaboration with law enforcement agencies and Automotive Safety Program (ASP) to reduce child fatalities and incapacitating injuries.

Program Management

In FY 2016, the Child Passenger Safety Program Manager coordinated and oversaw child passenger safety initiatives. The Program Manager's responsibilities included monitoring subgrantee compliance and performance, and promoting education and enforcement of child

passenger laws. Child Passenger Safety funds paid for the program manager's salary, benefits, and travel costs to conferences and trainings. **402 FUNDS**

Automotive Safety Program

During FY 2016, ICJI continued to support the Automotive Safety Program (ASP) at the Indiana University School of Medicine, which sought to reduce injuries and fatalities resulting from motor vehicle crashes in Indiana. The primary focus of the ASP was to design and promote traffic safety initiatives for children in Indiana. The ASP provided statewide public information and education programs to increase the correct use of child restraints. ASP funded 89 child safety seat clinics throughout the state.

In FY 2016, ASP utilized the National Child Passenger Safety Curriculum to conduct 26 Child Passenger Safety Technician (CPST) certification classes throughout Indiana. These classes were held in the following cities: Indianapolis (5), South Bend (2), Crawfordsville, Seymour (3), St. John, Kokomo, Whitestown, Columbus (2), Bloomington, Corydon, Terre Haute, Fishers, Scottsburg, Valparaiso, Jeffersonville, Evansville, Muncie, and Ft. Wayne. By conducting these classes, the ASP was able to add 256 new technicians, 33 of which were law enforcement officers. As of the end of FY 2016, there were a total of 878 Child Passenger Safety Technicians and Instructors in Indiana.

The addition of these new technicians aided ASP's effort to increase the number of child safety seats provided to the public. Throughout FY 2016, with funding from ASP, 4,598 car seats were inspected in Indiana. Of those inspected, 2,208 were deemed defective or unsafe and were replaced.

ASP and ICJI shared responsibility of administering Project L.O.V.E. (Law Officer Voucher and Enforcement) as the program was transitioned to ICJI. This program was designed specifically for law enforcement to provide families with education on the proper use and installation of child restraints. These vouchers were moved to the E-citation system in September of 2014. These vouchers automatically printed with any citation written for children traveling without properly installed child restraints. Law enforcement officers were also offered paper vouchers that they could distribute at the scene of a crash or if their agency was not using E-citations. In FY 2016, officers issued 3,188 vouchers; of which 91 were redeemed.

ASP continued outreach to minority populations in an effort to educate immigrant families on child passenger safety, focusing primarily on the increasing Hispanic population. From October 1, 2015-September 30, 2016, the Latino Project Manager conducted a total of 176 Hispanic/Latino office appointment inspections. These inspections served 97 families, of which 11 were Project L.O.V.E. recipients and 39 were expectant women. The Latino Project Manager distributed 149 new car seats to Hispanic/Latino families. **405(b) FUNDS**

Automotive Safety Program Additions and Highlights

- In FY 2015, the Safe Kids Project Manager and the Automotive Safety Program created a new program directed at 8-12 year olds called *Belt Abouts*. They have created two versions for younger and older students, a letter for the parent or caregiver, and extra storyboard

sheets. In FY 2016 they were able to begin administering the program. There were nine classes held in FY 2016, which reached over 200 children.

- The Automotive Safety Program have a partnership with RecycleForce. They are able to recycle used car seats from ASP and other organizations throughout Indiana. ASP collected child restraints from car seat appointments and car seat clinics throughout the grant year and dropped them off to RecycleForce's downtown location. ASP recycled a total of 332 child restraints this fiscal year.
- ASP attempts to maintain the number of CPSTs by providing annual refresher courses, which aid the CPSTs in their recertification process. The recertification rate in Indiana for CPST in FY 2016 was 58 percent. This is a slight decrease from FY 2015, but still above the national average of 56.3 percent.
- The 11th Annual Indiana Injury Prevention Conference was held during the month of June in Indianapolis and attended by ASP staff. The conference provides up to date information on child passenger safety and other pertinent traffic safety related injury prevention initiatives. The conference concluded on the first day with a car seat clinic at the Indianapolis Zoo. The event was staffed by over 100 child passenger safety technicians. In the short time the clinic was available there were over 100 inspections completed and 67 child restraints provided to families.

Operation Kids: Next Generation

ICJI offered funding to all Child Passenger Safety Technicians who were also law enforcement officers to teach the NHTSA Operation KIDS Curriculum for their fellow law enforcement officers. This class was promoted at all Grant Update Trainings ICJI held for grantees. This class was also promoted by the Child Passenger Safety Program Manager during site visits with Child Passenger Safety Inspection Stations. Additional funds were awarded by the Indiana State Department of Health to pay overtime of all officers attending the class. Unfortunately, we were unable to obtain participation by any law enforcement agencies in FY16. The first class is now scheduled November FY17. **402 FUNDS**

Child Restraint Electronic Check-up Form

ICJI has worked with IN3 and the Automotive Safety Program (ASP) to finalize the creation of an electronic check-up form application for child seat inspection stations. This new electronic form will provide staff at the inspection stations with the ability to enter reports into iPad tablets, eliminating the need for paper forms. This will allow ICJI staff to run more accurate and timely reports through the newly created database. In FY16, ICJI purchased a total of 119 iPad tablets to supply each inspection station with at least one tablet. ICJI has distributed 98 tablets so far and has trainings scheduled in November to disburse more. Any inspection stations without a tablet following those trainings will receive one when site visits are conducted in FY17. **402 FUNDS**

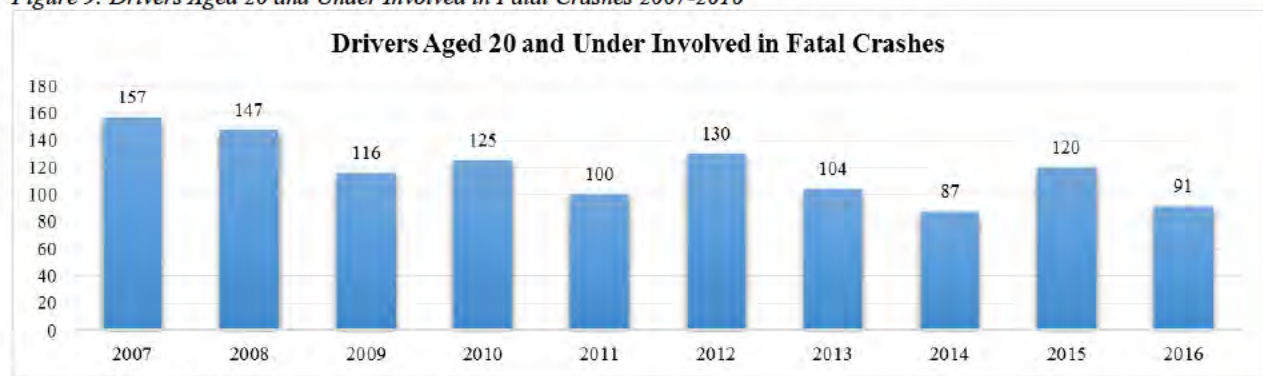
Child Restraint Distribution Grant

As a result of the Indiana Child Restraint law that requires children to ride in child restraints until they turn eight years of age, a state child restraint system account was created. Funds generated

from fines collected as judgments for violations, appropriations from the General Assembly, grants, gifts, donations, and interest are granted by ICJI to private and public organizations for the purpose of purchasing and distributing child restraints to those who may not be able to afford the proper equipment. In FY16, ICJI restructured the Child Passenger Safety Program in Indiana taking a more hands on role in the funding of Child Passenger Safety Inspection Stations by directly funding the state network of Child Passenger Safety Inspection Stations. Through the Child Restraint Distribution Grant, ICJI was able to fund 52 Child Passenger Safety Inspection Stations throughout the state. Those 52 inspection stations completed 5,743 child restraint inspections and distributed 2,484 child restraints. **Dedicated State FUNDS**

Young Drivers

Figure 9: Drivers Aged 20 and Under Involved in Fatal Crashes 2007-2016



Source: FARS and Indiana State Police crash data
Note: 2016 figure is projected

During FY 2015, ICJI focused efforts toward reducing young driver fatalities. The goal was to reduce the number of fatal crashes for this age group. In 2016, 91 young drivers were involved in a fatal crash, meeting our target of 105.

Program Management

The program manager oversaw the Automotive Safety Program, Excise, Indiana SADD, pedestrian, pedacyclist and teen driver programs in FY 2016. This included organizing and being responsible for the four Rule the Road events and one Ford Driving Skills for life. **402 FUNDS**

Indiana Students Against Destructive Decisions

Indiana Students Against Destructive Decisions' (Indiana SADD) mission is to provide students with the best prevention tools possible to deal with the issues of underage drinking, drug use, risky and impaired driving, and other destructive decisions. Starting with 80 chapters in 2000, Indiana SADD continues to expand the number of SADD chapters in high schools from 255 in FY 2015 to 266 in FY 2016.

By meeting with nearly 30 chapters at regional meetings in the fall and 42 chapters at the annual Indiana SADD one-day conference (SADD Celebration), the organization provided education and

resources to chapters and allowed them to network to gain new ideas, renew passion, and a sense of the "bigger picture" of making an impact at the state level.

Finally, Indiana SADD was able to work with eleven teens throughout the state who made up the Student Leadership Council and helped promote the SADD message. Indiana SADD held its annual SADD Night at the Pacers, with 120 students attending from nearly a dozen schools throughout Indiana. In addition, Indiana SADD continues to partner with many organizations outside of ICJI to promote their message to teens statewide. **405(d) FUNDS**

Rule the Road Indiana

In FY 2016, ICJI continued the Rule the Road (RTR) teen driving initiative which targets youth ages 15 through 18 and teaches safe driving skills. RTR events are supported by ICJI, Indiana SADD, and local law enforcement. The events provide young drivers hands-on driving experience with the assistance of certified emergency vehicle operators.

State Farm Insurance awarded ICJI a grant of \$15,000 to assist with the cost of RTR events. There were four RTR events across the state in FY 2016. The Vanderburgh County Traffic Safety Partnership in conjunction with Roberts Park, Mater Dei High School, and Reitz Memorial High School conducted the first RTR event on April 28, 2016. This event had 47 student participants. Danville Police Department, in conjunction with the Hendricks County Sheriff's Department, and Danville High School conducted the second RTR on October 5, 2016. This event had 69 student participants. The Kokomo Police Department, in conjunction with General Motors Components Holdings, LLC-Kokomo, Kokomo High School, Taylor High School, Western High School, and Northwestern High School conducted the third event on October 13, 2015. This event had 51 student participants. The Seymour Police Department, in conjunction with Freeman Field Air Base, held the last RTR event on October 20, 2016. This event had 49 student participants. Altogether RTR provided hands-on experience and expert instruction to over 200 young drivers. All of these events received excellent media coverage and student participants' evaluations gave very high marks for the event. **State Farm FUNDS**

Ford Driving Skills for Life

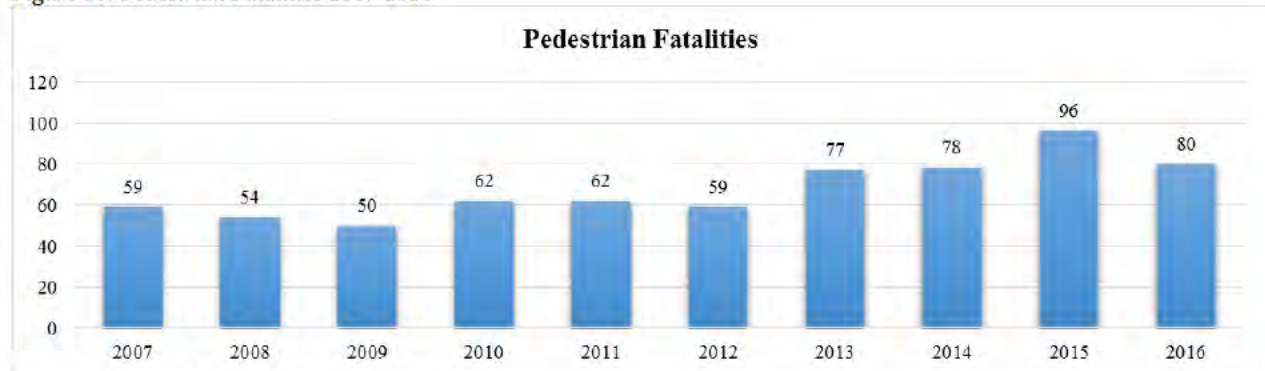
In FY 2016, ICJI received \$15,000 in grant funds from Ford Driving Skills for Life to conduct a seatbelt contest for High Schools in Indiana. Contest information was sent out to all Indiana SADD chapters by the Indiana SADD coordinator. The information was also sent out to all schools through the Department of Education. The first 50 schools to register were chosen to be part of the contest. All 50 schools are required to submit a video, using the platform of their choice, with a creative message for teens to wear their seatbelt. The winning video, as chosen by staff at ICJI, will receive an award of \$5,000. **Ford FUNDS**

Driving Simulator

ICJI provides interactive education on the dangers of texting and driving using an all-in-one portable, table top driving simulator. The simulator is used at various events across the state. These events include Rule the Road Teen Driving Events, numerous school events, and driver's education classes. The simulator was available at 12 events throughout the state of Indiana in FY 2016 and was used by over 350 people.

Pedestrian/Bicycles

Figure 10: Pedestrian Fatalities 2007-2016



Source: FARS and Indiana State Police crash data

Note: 2016 figure is projected

In 2016, there were 80 pedestrian fatalities. Therefore, the target of 62 or fewer pedestrian fatalities in 2016 was not met. There were 15 bicyclist and other cyclist fatalities in 2016, which is up from 12 in 2015 and is not below the 2016 target of 13 fatalities.

Figure 11: Bicyclists and Other Cyclists Fatalities 2007-2016



Source: FARS and Indiana State Police crash data

Note: 2016 figure is projected

Program Management

In FY 2016, the Pedestrian and Bicyclists Program Manager coordinated and oversaw pedestrian and bicyclist safety initiatives. The Program Manager's responsibilities included monitoring subgrantee compliance and performance, and promoting education and enforcement of laws regarding pedestrians and bicyclists. Pedestrian and Bicyclist Safety funds paid for the program manager's salary, benefits, and travel costs to conferences and trainings. **402 FUNDS**

SAFE KIDS

ICJI provides funding for SAFE KIDS Indiana through the Automotive Safety Program at the Indiana University School of Medicine. SAFE KIDS Indiana provides mini grants for traffic safety initiatives to SAFE KIDS chapters and coalition across the state. At the end of FY16 there were fifteen local coalitions covering nineteen counties and one state coalition in the state of Indiana. SAFE KIDS participated in many events to provide education regarding bicycle and pedestrian

safety. These coalitions were able to reach over 38,000 children, parents, and caregivers with their events held throughout the state. **402 FUNDS**

Safety Programs

In FY 2016, ICJI funded 11 pedestrian and bicycle safety programs. Of the 11 agencies participating in this program, 7 of them were law enforcement agencies. These seven law enforcement agencies conducted high visibility patrols throughout their community educating pedestrians, bicyclists, and motorists on how to properly share the road. In addition to the high visibility enforcement activities, Hammond Police Department opened a safety village for children and parents to receive information on traffic laws. ICJI funded the city of Bloomington for a project named Civil Streets. This program looked at engineering changes throughout the city, educating the public through numerous avenues, and working with the Bloomington Police Department to enforce pedestrian and bicyclist laws. IndyCog and Indiana Bicycle Coalition were both funded for their efforts in bicycle safety. The Indiana Bicycle Coalition was able to send out over 6,000 pieces of educational materials for agencies to hand out free of charge. IndyCog provided educational materials, reflectors, and bicycle lights and conducted bicycle education safety classes. Finally, Alliance for Health Promotion was funded for their efforts in pedestrian safety. They analyzed crash data from the Indianapolis area finding the most dangerous intersections for pedestrians. With this information, pedestrian safety zones were completed.

Police Traffic Services

Statewide Traffic Safety Training

In FY 2016, TSD conducted six annual traffic safety updates to inform subgrantees about upcoming grant solicitations and current crash trends. At these meetings, TSD sought input from subgrantees regarding types of training they deem necessary to better implement occupant protection enforcement, drug and alcohol recognition and testing, child passenger safety, and legal traffic stops. Expectations of the subgrantees during the fiscal year were also reiterated. Funding paid for training facilities, travel costs, and training materials. **402 FUNDS**

Indiana State Police

In FY 2016, Indiana State Police (ISP) officers conducted saturation patrols and sobriety checkpoints to combat dangerous driving, seat belt violations, and impaired driving. ISP is required to participate in all four OPO blitzes and must conduct at least 30 percent of their seat belt enforcement at night. ISP concentrated their efforts in areas of the state having few, if any, agencies participating in ICJI traffic safety funded programs in FY 2016. ISP also participated in RDP. Funds were used for the purchase of crash data retrieval equipment for troopers in each region. Other funding paid for law enforcement officers salaries, training, and travel. **402 and 405(d) FUNDS**

Operation Pull Over (OPO) Success Awards

Indiana chose not to conduct this project due to internal considerations. **No FUNDS expended**

Paid Media and Communications

Campaign Partnerships

Indianapolis Colts

Media Focus: Don't Drive Distracted; Buckle Up, It Saves Lives; Drive Sober or Get Pulled Over

With nearly 1.5 million fans who attend, watch, or listen to games, the Indianapolis Colts are among the most popular sports team in Indiana. ICJI partnered with the Indianapolis Colts and created opportunities to expose fans to multiple messages throughout the season, while expanding through relevant social media and more traditional channels – furthering our reach across multiple demographics. ICJI also utilized onsite mascot/personality visits, and game day booth space at multiple games, to increase messaging exposure, and provide more draw for media involvement at possible partner events (i.e. with Indiana SADD, Automotive Service Program, etc.).

Budget: \$50,000

Indiana Pacers/Banker's Life Fieldhouse

Media Focus: Drive Sober or Get Pulled Over; Drive Now. TXT L8R

ICJI created a similar partnership with the Indiana Pacers and the Banker's Life Fieldhouse. With more than two million annual customers, Banker's Life Fieldhouse is one of the busiest public buildings in Indiana. This partnership provided displayed messaging across the fieldhouse, as well campaign-specific announcements made during events, and traditional radio advertising before and after events as well.

Budget: \$60,000

Indiana Business Journal Publishing

Media Focus: Don't Drive Distracted; Buckle Up, it Saves Lives; The Right Seat Matters, Is Your Child in It?

ICJI partnered with IBJ Publishing to place targeted ads within publications focused on desired demographics.

NEXT Magazine

Each year over 230,000 high school juniors and seniors receive the "NEXT" publication. The publication has the support of Indiana's 520 high schools (public and private). The articles about scholarships, internships, job placement, etc. are relevant and most students read the publication. IBJ also offered online version of the magazine for digital enhancement and reach. The ads emphasized the importance of teen safety and not driving distracted.

GRAD Magazine

Each year 80,000 college junior and senior receives the "GRAD" publication. The publication has the full support of every college president (public and private institutions)

in the state. The articles about scholarships, internships, job placement, etc. are relevant and therefore invite readership. IBJ also offered online version of the magazine for digital enhancement and reach. The ads emphasized the importance of not driving distracted, while ensuring seat belt safety.

Career Ready Magazine

Each year 75,000 adult students in Indiana receive the “Career Ready” publication, a publication of the Indianapolis Business Journal. The publication is focused towards the non-traditional students attending mostly community colleges. The articles about vocational education, financial aid, job search and career info are extremely relevant. IBJ also offered online version of the magazine for digital enhancement and reach. The ads emphasized the importance of child passenger safety and seat belt usage.

Budget: \$34,500

Media Campaigns

Safe Family Travel / Blitz 84 / November 2015

Media Focus: Buckle Up, It Saves Lives; The Right Seat Matters, Is Your Child in It?; Drive Sober or Get Pulled Over

ICJI’s provided boilerplate media releases, speaking points, and media contact lists for the local Traffic Safety Partnerships (TSP). TSPs added local information to make their announcement more relevant and likely to be picked up by local reporters. In the major media markets (South Bend, Fort Wayne, Terre Haute, Indianapolis, Evansville, Louisville), TSPs engaged their local, regional, and state partners at press conferences.

Additionally, through the use of paid media, both traditional (radio spots and billboard), and new digital (banner ads, YouTube spots, app ads), ICJI leveraged partners to further reach the targeted audience, and successfully drove home the intended message.

Indiana has a strong network of traffic safety partnerships and just as in years past the TSPs were able to gain media recognition during the first blitz of 2015. Press conferences were held in the large media markets and small local papers produced articles to raise awareness.

Budget: \$200,000

Winter Holiday Travel & New Year’s Celebration / December 2015 & January 2016

Media Focus: Buckle Up, It Saves Lives; The Right Seat Matters, Is Your Child in It?; Don’t Drive Distracted; Drive Sober or Get Pulled Over; Buzzed Driving is Drunk Driving

Through customized media releases and participation in events, ICJI grew awareness toward the targeted audience. Additionally, through the use of paid media, both traditional (radio spots and billboard), and new digital (banner ads, YouTube spots, app ads), ICJI leveraged partners to further reach the targeted audience, and successfully drove home the intended message.

Budget: \$200,000

Super Bowl Celebration / February 2016

Media Focus: Drive Sober or Get Pulled Over; Buzzed Driving is Drunk Driving

Through customized media releases and participation in events, ICJI grew awareness toward the targeted audience. Additionally, through the use of paid media, both traditional (radio spots and billboard), and new digital (banner ads, YouTube spots, app ads), ICJI leveraged partners to further reach the targeted audience, and successfully drove home the intended message.

Budget: \$100,000

St. Patrick's Day Celebration / Blitz 85 / March 2016

Media Focus: Drive Sober or Get Pulled Over; Buzzed Driving is Drunk Driving

Through customized media releases and participation in events, ICJI grew awareness toward the targeted audience. Additionally, through the use of paid media, both traditional (radio spots and billboard), and new digital (banner ads, YouTube spots, app ads), ICJI leveraged partners to further reach the targeted audience, and successfully drove home the intended message.

Budget: \$100,000

*Distracted Driving Awareness / April 2016***Statewide Paid Media**

Media Focus: Don't Drive Distracted

Through the use of paid media, both traditional (radio spots and billboard), and new digital (banner ads, YouTube spots, app ads), ICJI leveraged partners to reach the targeted audience, and successfully drove home the intended message.

Budget: \$135,500

Drive Now. TXT L8R Social Media Contest

Media Focus: Don't Drive Distracted

ICJI partnered with the Indiana State Police, the Indiana Department of Transportation, the Indiana Bureau of Motor Vehicles, and the Indiana Department of Labor to sponsor a high school and college aged social media contest encouraging drivers not to text while driving. Winners received a 529 College Savings award to use for their post-secondary education.

Students worked individually, or in teams of up to four people, to create photos and videos centered on not texting and driving. Students were encouraged to use "Drive Now. TXT L8R" in their posts and the #TXTL8RIN hash tag. There were high school and college divisions – with awards for most creative photo and most creative video. Eleven students received awards at a summer ceremony at the Indiana Statehouse. The competition led to thousands of posts and generated a lot of social media traffic during April – which is Distracted Driving Awareness Month.

Budget: \$40,000

Motorcycle Safety Awareness / May 2016

Media Focus: Get Legal. Get Licensed; Ride Sober or Get Pulled Over; Be Aware, Motorcycles are Everywhere

ICJI partnered with ABATE, the Indiana State Police, the Indiana Bureau of Motor Vehicles, and numerous law enforcement agencies for a kick-off event at the Circle in downtown Indianapolis.

Along with radio, traditional, and digital media, ICJI partnered with the Miracle Ride for Riley Hospital. This is one of the largest motorcycle fundraising events in the state. ICJI was a title sponsor in the three day event which reaches more than 7,000 riders statewide.

Indiana statistics show that unlicensed motorcycle riders are substantially overrepresented in accidents, injuries, and deaths. Our messages are: “Get Legal. Get Licensed,” “Ride Sober or Get Pulled Over,” and “Be Aware, Motorcycles are Everywhere.” Visibility for our sponsorship included:

- Ads in Hoosier Motorcyclist Magazine for four months. (150,000 circulation)
- Title sponsorship of two motorcycles given away at the end of the Miracle Ride. The bikes had a custom appliqué applied with our messages.
- One-time use of a mailing list of every Miracle Ride participant (approximately 7,000 names).
- “Get Legal. Get Licensed, “Ride Sober or Get Pulled Over,” and “Be Aware, Motorcycles are Everywhere.” logo on all participant tee shirts.
- “Get Legal. Get Licensed, “Ride Sober or Get Pulled Over,” and “Be Aware, Motorcycles are Everywhere.” banners and materials distributed at the poker run events that start at approximately seven locations throughout the state. These runs are held on the day before the Miracle Ride and lead to Indianapolis for the big event on Sunday.
- Prominent mentions by presenters during the awards ceremony at the completion of the ride.

Budget: \$250,000

Cinco De Mayo Celebration / May 2016

Media Focus: Drive Sober or Get Pulled Over; Buzzed Driving is Drunk Driving; Ride Sober or Get Pulled Over (Motorcycles)

Through customized media releases and participation in events, ICJI grew awareness toward the targeted audience. Additionally, through the use of paid media, both traditional (radio spots and billboard), and new digital (banner ads, YouTube spots, app ads), ICJI leveraged partners to further reach the targeted audience, and successfully drove home the intended message.

Budget: \$100,000

Click It or Ticket / Blitz 86 / May 2016

Media Focus: Click It or Ticket; Buckle Up, It Saves Lives

Along with using a statewide saturation of radio, traditional, and digital media, ICJI targeted the top 10 counties which had the lowest seat belt usage rate (primarily in southern Indiana). In addition, law enforcement in these counties used speaking points ICJI provided to get the message out through local radio talk shows and newspapers, as well as, through customized media releases and participation in events, ICJI grew awareness toward the targeted audience. Additionally, through the use of paid media, both traditional (radio spots and billboard), and new digital (banner ads, YouTube spots, app ads), ICJI leveraged partners to further reach the targeted audience, and successfully drove home the intended message.

Budget: \$150,000

July Fourth Celebration / Blitz 85 / July 2016

Media Focus: Drive Sober or Get Pulled Over; Buzzed Driving is Drunk Driving; Ride Sober or Get Pulled Over (Motorcycles)

Through customized media releases and participation in events, ICJI grew awareness toward the targeted audience. Additionally, through the use of paid media, both traditional (radio spots and billboard), and new digital (banner ads, YouTube spots, app ads), ICJI leveraged partners to further reach the targeted audience, and successfully drove home the intended message.

Budget: \$100,000

Drive Sober or Get Pulled Over / Blitz 87 / August 2016

Media Focus: Drive Sober or Get Pulled Over; Ride Sober or Get Pulled Over (Motorcycles)

ICJI provided local law enforcement with a boilerplate press release, speaking points, and media lists for this initiative. Local reporters are writing longer and better stories about the dangers of drinking and driving when they receive the information from local law enforcement. The local agencies are also using Twitter and Facebook to announce checkpoints and to announce the number of arrests during the blitz period. Local law enforcement are taking much greater ownership and the results are very positive.

ICJI saturated the Indiana market with radio, traditional, and digital media. Our target audience was males between 21 and 44. ICJI also placed special emphasis on counties with the highest rate of alcohol accidents.

Additionally, through the use of paid media, both traditional (radio spots and billboard), and new digital (banner ads, YouTube spots, app ads), ICJI leveraged partners to further reach the targeted audience, and successfully drove home the intended message.

Budget: \$200,000

Child Passenger Safety / September 2016

Media Focus: Make Sure Your Car Seat is Properly Installed

ICJI partnered with ASP to hold child seat safety clinics across Indiana. ICJI provided boilerplate press releases, media contact lists, speaking points, and a two-week planning guide on how to hold a successful media/special event. Press conferences were held in the large media markets highlighting the importance of proper car seat installation and checkup events. During the CPS Week events a total of 591 child restraints were checked for proper installation, 366 seats were replaced for families in 23 separate events.

Media also focused on the ICJI website, www.childseat.in.gov, for parents and primary care givers. The website lists permanent fitting stations across Indiana and provides key phone numbers and other information about car seats and booster seats.

Budget: \$100,000

Speed (Dangerous Driving/Texting)

In FY 2016, ICJI focused its resources on speeding with 35,675 speeding citations written during grant funded activities. In addition, a focused media effort was undertaken to reduce and create awareness around the dangers of texting while driving.

Texting While Driving

As stated in the *Paid Media and Communications*, ICJI partnered with the Indiana State Police, the Indiana Department of Transportation, the Indiana Bureau of Motor Vehicles, and the Indiana Department of Labor to sponsor a high school and college aged social media contest encouraging drivers not to text while driving. Winners received a 529 College Savings award to use for their post-secondary education.

Students worked individually, or in teams of up to four people, to create photos and videos centered on not texting and driving. Students were encouraged to use “Drive Now. TXT L8R” in their posts and the #TXTL8RIN hash tag. There were high school and college divisions – with awards for most creative photo and most creative video. Eleven students received awards at a summer ceremony at the Indiana Statehouse. The competition led to thousands of posts and generated a lot of social media traffic during April – which is Distracted Driving Awareness Month.

Safe Communities/Community Traffic Safety Programs (Services)

Law Enforcement Liaison Program (LEL)

One method of reducing traffic fatalities is by encouraging active law enforcement participation in traffic safety enforcement programs. ICJI participates in the two national mobilization campaigns (*Click It or Ticket* and *Drive Sober or Get Pulled Over*) and active law enforcement participation is imperative to the success of these federally required programs. A proven method of increasing law enforcement participation is the utilization of Law Enforcement Liaisons (LEL).

In FY 2016, each LEL developed their own traffic safety plan for the assigned region. LELs were responsible for meeting with representatives from law enforcement agencies to assist in developing, administering, and monitoring effective traffic safety programs and policies. Each year, LELs monitor their assigned law enforcement agencies’ compliance with state and federal

guidelines. The LELs also help their assigned agencies by coordinating media events during blitz periods as well as distributing media kits to promote traffic safety messaging. In addition, the six LELs, with some assistance from contracted persons, were able to successfully administer the annual observational seat belt survey to 190 survey sites located in 47 counties across the state.

402 FUNDS

Evidence Based Traffic Enforcement

Evidence based enforcement begins with an analysis of appropriate data to form the problem identification. Then proven countermeasures are deployed which target the identified problems. Following the deployment of countermeasures, evidence based enforcement requires continuous follow-up and adjustments.

Prior to awarding any grant funds in FY 2016 to subgrantees, a thorough review was conducted by ICJI of current data resources and reports. This review occurred between the submission date of the FY 2016 HSP and the awarding of funds. ICJI staff received the most recent and up-to-date data, reports, and analysis during this time. This data was used for problem identification and then followed with the appropriate selection of countermeasures that work.

The six LELs play an important role in evidence based enforcement. LELs monitor all TSD police department subgrantees with site visits and continuous monitoring. This includes an ongoing review of data, assisting agencies with the appropriate selection of countermeasures and reporting back to TSD program managers. Law enforcement agencies that are high risk or fail to properly deploy evidence based enforcement receive an increased level of monitoring and attention.

Media and Communications Division

The TSD contracts with an advertising/public relations agency to assist in develop and distributing campaign materials. Funding is used to create campaigns that target law enforcement and the public. Media is conducted for all four blitz periods as well as targets bicycle, pedestrian, and motorcycle safety, teenage seat belt usage, impaired driving, dangerous and distracted driving, and child passenger safety. Campaigns also highlight local law enforcement efforts to help develop community support for traffic safety initiatives. Additionally, funding provides for traffic safety planning kits for local communities, athletic events, seasonal activities, special enforcement projects, communications staff, and educational brochures for public distribution.

In FY 2016, through the use of paid media, both traditional (radio spots and billboard), and new digital (banner ads, YouTube spots, app ads), TSD leveraged media partners to further reach targeted audiences, and successfully drove home the intended messages. **402, 405(d) and 405(f) FUNDS**

Financial Information

Indiana has requested a close out extension for the FY16 Traffic Safety Grant. The following is Indiana’s most recently posted voucher. When the FY16 Traffic Safety Grant is closed, Indiana will submit an amendment to this Annual Report that will include the final voucher.

**U.S. Department of Transportation National Highway Traffic Safety Administration
Federal Reimbursement Voucher**

State: Indiana

Page: 1

2016-VOU-23

Report Date: 12/27/2016

Reimbursement Info: Total: \$478,533.45

Posted: 08/15/2016

Claim Period: 07/01/2016 - 07/31/2016

Posted in DELPHI: 08/16/2016

Program Area	Project	Description	HCS Federal Funds Obligated	Share to Local Benefit	State/Federal Cost to Date	Federal Funds Expended	Fed Previous Amount Claimed	Fed Funds Claimed this Period
NHTSA								
NHTSA 402								
Occupant Protection								
	OP-2016-00-00-00	Holding	\$1,130,101.59	\$0.00	\$0.00	\$0.00	\$0.00	\$0.00
	OP-2016-02-00-01	ANGOLA CLERK-TREASURER	\$34,650.00	\$3,622.50	\$20,142.50	\$20,142.50	\$15,400.00	\$4,742.50
	OP-2016-02-00-02	BARTHOLOMEW COUNTY	\$9,000.00	\$1,718.80	\$3,295.96	\$3,295.96	\$3,295.96	\$0.00
	OP-2016-02-00-03	BATESVILLE CLERK-TREASURER	\$14,000.00	\$3,332.98	\$6,585.72	\$6,585.72	\$6,585.72	\$0.00
	OP-2016-02-00-04	BLACKFORD COUNTY	\$9,000.00	\$0.00	\$4,417.20	\$4,417.20	\$3,216.15	\$1,201.05
	OP-2016-02-00-05	BLUFFTON CLERK-TREASURER	\$4,320.00	\$1,240.26	\$3,360.55	\$3,360.55	\$1,976.70	\$1,383.85
	OP-2016-02-00-06	BOONE COUNTY	\$30,000.00	\$6,213.12	\$20,385.69	\$20,385.69	\$20,385.69	\$0.00
	OP-2016-02-00-07	BOURBON CLERK-TREASURER	\$4,000.00	\$730.04	\$1,522.67	\$1,522.67	\$1,522.67	\$0.00
	OP-2016-02-00-08	BRAZIL CLERK-TREASURER	\$3,600.00	\$718.52	\$718.52	\$718.52	\$718.52	\$0.00
	OP-2016-02-00-09	BREMEN, TOWN OF	\$4,000.00	\$962.84	\$2,103.29	\$2,103.29	\$2,103.29	\$0.00
	OP-2016-02-00-10	BROWNSBURG CLERK-TREASURER	\$48,880.00	\$0.00	\$23,734.13	\$23,734.13	\$23,734.13	\$0.00
	OP-2016-02-00-11	CASS COUNTY	\$4,000.00	\$1,046.35	\$3,326.07	\$3,326.07	\$1,643.00	\$1,683.07
	OP-2016-02-00-12	CHESTERTON CLERK-TREASURER	\$39,000.00	\$5,043.77	\$19,251.44	\$19,251.44	\$16,980.62	\$2,270.82
	OP-2016-02-00-13	CITY OF BLOOMINGTON	\$45,000.00	\$4,290.45	\$13,116.41	\$13,116.41	\$13,116.41	\$0.00
	OP-2016-02-00-14	CITY OF CHARLESTOWN	\$43,000.00	\$7,236.38	\$25,567.77	\$25,567.77	\$25,567.77	\$0.00
	OP-2016-02-00-15	CITY OF FORT WAYNE	\$155,000.00	\$0.00	\$68,999.99	\$68,999.99	\$68,999.99	\$0.00
	OP-2016-02-00-16	CITY OF HOBART	\$177,623.00	\$31,558.63	\$96,397.55	\$96,397.55	\$96,397.55	\$0.00
	OP-2016-02-00-17	CITY OF LAFAYETTE	\$60,000.00	\$11,152.24	\$41,190.86	\$41,190.86	\$22,546.68	\$18,644.18
	OP-2016-02-00-18	CITY OF LAWRENCEBURG	\$15,000.00	\$1,508.21	\$7,258.93	\$7,258.93	\$7,258.93	\$0.00
	OP-2016-02-00-19	CITY OF MUNCIE	\$100,000.00	\$20,190.00	\$43,982.42	\$43,982.42	\$43,982.42	\$0.00
	OP-2016-02-00-20	CITY OF TELL CITY	\$10,774.90	\$2,914.80	\$6,799.80	\$6,799.80	\$6,799.80	\$0.00

**U.S. Department of Transportation National Highway Traffic Safety Administration
Federal Reimbursement Voucher**

State: Indiana

Page: 2

2016-VOU-23

Report Date: 12/27/2016

Reimbursement Info: Total: \$478,533.45

Posted: 08/15/2016

Claim Period: 07/01/2016 - 07/31/2016

Posted in DELPHI: 08/16/2016

Program Area	Project	Description	HCS Federal Funds Obligated	Share to Local Benefit	State/Federal Cost to Date	Federal Funds Expended	Fed Previous Amount Claimed	Fed Funds Claimed this Period
	OP-2016-02-00-21	CITY OF WASHINGTON	\$4,500.00	\$725.00	\$2,037.50	\$2,037.50	\$2,037.50	\$0.00
	OP-2016-02-00-22	CLAY COUNTY	\$4,500.00	\$775.00	\$3,932.78	\$3,932.78	\$775.00	\$3,157.78
	OP-2016-02-00-23	CLINTON COUNTY	\$4,062.50	\$460.16	\$1,970.37	\$1,970.37	\$1,970.37	\$0.00
	OP-2016-02-00-24	CONNERSVILLE CLERK-TREASURER	\$10,000.00	\$1,600.76	\$5,444.53	\$5,444.53	\$3,194.87	\$2,249.66
	OP-2016-02-00-25	CULVER CLERK-TREASURER	\$2,300.00	\$389.28	\$1,453.50	\$1,453.50	\$996.06	\$457.44
	OP-2016-02-00-26	DECATUR CLERK-TREASURER	\$9,000.00	\$2,262.20	\$4,521.08	\$4,521.08	\$4,521.08	\$0.00
	OP-2016-02-00-27	PROGRAM MANAGEMENT	\$65,000.00	\$0.00	\$44,279.31	\$44,279.31	\$44,279.31	\$0.00
	OP-2016-02-00-28	DUBOIS COUNTY	\$3,500.00	\$393.84	\$1,547.41	\$1,547.41	\$1,019.57	\$527.84
	OP-2016-02-00-29	ELKHART COUNTY	\$85,000.00	\$14,047.19	\$41,685.33	\$41,685.33	\$41,685.33	\$0.00
	OP-2016-02-00-30	FLOYD COUNTY	\$12,500.00	\$1,904.33	\$3,979.38	\$3,979.38	\$3,979.38	\$0.00

OP-2016-02-00-31	FRANKFORT CLERK-TREASURER	\$5,952.70	\$1,371.84	\$4,732.89	\$4,732.89	\$3,004.35	\$1,728.54
OP-2016-02-00-32	FULTON COUNTY	\$4,400.00	\$1,111.88	\$2,280.11	\$2,280.11	\$2,280.11	\$0.00
OP-2016-02-00-33	GARY CITY CONTROLLER	\$44,000.00	\$10,395.14	\$30,286.49	\$30,286.49	\$23,478.25	\$6,808.24
OP-2016-02-00-34	GRANT COUNTY	\$35,000.00	\$5,204.42	\$22,282.28	\$22,282.28	\$22,282.28	\$0.00
OP-2016-02-00-35	HAMILTON CTY TREASURER	\$125,000.00	\$28,609.17	\$84,596.40	\$84,596.40	\$57,746.66	\$26,849.74
OP-2016-02-00-36	HAMMOND CITY CONTROLLER	\$75,000.00	\$17,335.23	\$56,195.42	\$56,195.42	\$34,365.78	\$21,829.64
OP-2016-02-00-37	HANCOCK COUNTY TREASURER	\$18,700.00	\$0.00	\$2,039.93	\$2,039.93	\$2,039.93	\$0.00
OP-2016-02-00-38	HENRY COUNTY	\$6,000.00	\$0.00	\$0.00	\$0.00	\$0.00	\$0.00
OP-2016-02-00-39	HOWARD COUNTY	\$13,000.00	\$3,825.59	\$6,093.32	\$6,093.32	\$6,093.32	\$0.00
OP-2016-02-00-40	HUNTINGTON COUNTY	\$5,000.00	\$1,079.32	\$3,122.00	\$3,122.00	\$2,238.52	\$883.48
OP-2016-02-00-41	IN3	\$3,400.00	\$0.00	\$1,105.00	\$1,105.00	\$1,105.00	\$0.00
OP-2016-02-00-42	INDIANA UNIV	\$350,000.00	\$0.00	\$243,413.15	\$243,413.15	\$105,944.76	\$137,468.39
OP-2016-02-00-43	INDIANAPOLIS CITY CONTROLLER	\$228,510.00	\$55,285.41	\$155,679.63	\$155,679.63	\$155,679.63	\$0.00
OP-2016-02-00-44	JASPER CLERK-TREASURER	\$6,000.00	\$1,260.00	\$4,320.00	\$4,320.00	\$2,850.00	\$1,470.00

U.S. Department of Transportation National Highway Traffic Safety Administration

State: Indiana

Federal Reimbursement Voucher

Page: 3

2016-VOU-23

Report Date: 12/27/2016

Reimbursement Info: Total: \$478,533.45

Posted: 08/15/2016

Claim Period: 07/01/2016 - 07/31/2016

Posted in DELPHI: 08/16/2016

Program Area	Project	Description	HCS Federal Funds Obligated	Share to Local Benefit	State/Federal Cost to Date	Federal Funds Expended	Fed Previous Amount Claimed	Fed Funds Claimed this Period
OP-2016-02-00-45	JENNINGS COUNTY		\$4,000.00	\$0.00	\$1,737.50	\$1,737.50	\$1,737.50	\$0.00
OP-2016-02-00-46	JOHNSON COUNTY		\$59,990.00	\$0.00	\$30,242.74	\$30,242.74	\$30,242.74	\$0.00
OP-2016-02-00-47	KNOX COUNTY		\$14,987.20	\$1,809.32	\$8,669.17	\$8,669.17	\$8,669.17	\$0.00
OP-2016-02-00-48	KOKOMO CTY CONTROLLER		\$25,185.00	\$5,158.73	\$12,276.22	\$12,276.22	\$12,276.22	\$0.00
OP-2016-02-00-49	LAKE COUNTY		\$12,000.00	\$2,486.29	\$4,373.63	\$4,373.63	\$4,373.63	\$0.00
OP-2016-02-00-50	LAKE STATION CLERK-TREASURER		\$21,000.00	\$3,323.34	\$10,052.36	\$10,052.36	\$5,937.22	\$4,115.14
OP-2016-02-00-51	LAPORTE CLERK-TREASURER		\$22,500.00	\$4,048.19	\$14,835.83	\$14,835.83	\$8,956.94	\$5,878.89
OP-2016-02-00-52	LAPORTE CTY TREASURER		\$28,000.00	\$6,295.38	\$11,934.03	\$11,934.03	\$11,934.03	\$0.00
OP-2016-02-00-53	LAWRENCE COUNTY AUDITOR/TREASURER		\$9,000.00	\$0.00	\$2,665.28	\$2,665.28	\$1,074.00	\$1,591.28
OP-2016-02-00-54	LOGANSPOUT CLERK-TREASURER		\$7,500.00	\$1,582.16	\$5,857.95	\$5,857.95	\$2,744.39	\$3,113.56
OP-2016-02-00-55	MADISON COUNTY		\$56,000.00	\$7,477.63	\$13,975.96	\$13,975.96	\$13,975.96	\$0.00
OP-2016-02-00-56	MADISON CLERK-TREASURER		\$5,000.00	\$0.00	\$0.00	\$0.00	\$0.00	\$0.00
OP-2016-02-00-57	MARSHALL COUNTY		\$7,500.00	\$2,721.57	\$6,420.77	\$6,420.77	\$4,627.88	\$1,792.89
OP-2016-02-00-58	MARTIN COUNTY		\$1,000.00	\$260.51	\$533.42	\$533.42	\$533.42	\$0.00
OP-2016-02-00-59	MERRILLVILLE CLERK-TREASURER		\$22,000.00	\$0.00	\$16,789.05	\$16,789.05	\$10,270.03	\$6,519.02
OP-2016-02-00-60	MIAMI COUNTY		\$9,300.00	\$1,611.61	\$6,001.92	\$6,001.92	\$3,310.86	\$2,691.06
OP-2016-02-00-61	MICHIGAN CITY CITY CONTROLLER		\$143,778.00	\$1,472.99	\$6,454.53	\$6,454.53	\$6,454.53	\$0.00
OP-2016-02-00-62	MISHAWAKA CITY CONTROLLER		\$173,565.36	\$31,187.80	\$106,103.71	\$106,103.71	\$106,103.71	\$0.00
OP-2016-02-00-63	MONTGOMERY COUNTY		\$4,000.00	\$846.00	\$1,876.74	\$1,876.74	\$1,463.02	\$413.72
OP-2016-02-00-64	MONTICELLO CLERK-TREASURER		\$3,690.00	\$300.00	\$2,130.00	\$2,130.00	\$720.00	\$1,410.00
OP-2016-02-00-65	MORGAN COUNTY		\$30,000.00	\$6,843.60	\$24,633.69	\$24,633.69	\$17,857.45	\$6,776.24
OP-2016-02-00-66	NASHVILLE CLERK-TREASURER		\$8,000.00	\$1,643.57	\$4,691.34	\$4,691.34	\$3,213.97	\$1,477.37
OP-2016-02-00-67	NEW ALBANY CITY CONTROLLER		\$22,680.00	\$4,631.63	\$17,013.30	\$17,013.30	\$10,874.55	\$6,138.75
OP-2016-02-00-68	NEW CASTLE CLERK-TREASURER		\$9,000.00	\$2,189.09	\$6,214.88	\$6,214.88	\$3,488.78	\$2,726.10

U.S. Department of Transportation National Highway Traffic Safety Administration

State: Indiana

Federal Reimbursement Voucher

Page: 4

2016-VOU-23

Report Date: 12/27/2016

Reimbursement Info: Total: \$478,533.45

Posted: 08/15/2016

Claim Period: 07/01/2016 - 07/31/2016

Posted in DELPHI: 08/16/2016

Program Area	Project	Description	HCS Federal Funds Obligated	Share to Local Benefit	State/Federal Cost to Date	Federal Funds Expended	Fed Previous Amount Claimed	Fed Funds Claimed this Period
OP-2016-02-00-69	NOBLE COUNTY		\$20,000.00	\$4,335.00	\$11,865.00	\$11,865.00	\$8,205.00	\$3,660.00
OP-2016-02-00-70	NORTH VERNON CLERK-TREASURER		\$4,000.00	\$1,087.92	\$2,851.05	\$2,851.05	\$2,030.37	\$820.68
OP-2016-02-00-71	PAOLI CLERK-TREASURER		\$14,580.00	\$2,700.00	\$8,715.00	\$8,715.00	\$6,225.00	\$2,490.00
OP-2016-02-00-72	PLYMOUTH CLERK-TREASURER		\$4,700.00	\$1,106.57	\$3,182.55	\$3,182.55	\$2,296.73	\$885.82
OP-2016-02-00-73	PORTER COUNTY		\$8,000.00	\$1,960.58	\$5,134.01	\$5,134.01	\$3,913.66	\$1,220.35

OP-2016-02-00-74 POSEY COUNTY	\$6,400.00	\$1,728.88	\$4,270.41	\$4,270.41	\$3,288.16	\$982.25
OP-2016-02-00-75 PRINCETON CLERK-TREASURER	\$9,979.28	\$4,417.16	\$7,499.37	\$7,499.37	\$7,499.37	\$0.00
OP-2016-02-00-76 PULASKI COUNTY	\$3,000.00	\$603.06	\$1,769.84	\$1,769.84	\$1,769.84	\$0.00
OP-2016-02-00-77 RENSSELAER CLERK-TREASURER	\$4,987.50	\$1,358.39	\$3,684.92	\$3,684.92	\$3,684.92	\$0.00
OP-2016-02-00-78 RICHMOND CITY CONTROLLER	\$45,000.00	\$9,255.67	\$32,390.51	\$32,390.51	\$22,174.73	\$10,215.78
OP-2016-02-00-79 ROCHESTER CLERK-TREASURER	\$6,000.00	\$1,552.76	\$1,552.76	\$1,552.76	\$1,552.76	\$0.00
OP-2016-02-00-80 ROCKVILLE CLERK-TREASURER	\$9,500.00	\$750.00	\$1,362.50	\$1,362.50	\$1,362.50	\$0.00
OP-2016-02-00-81 RUSHVILLE CLERK-TREASURER	\$7,056.00	\$1,764.00	\$5,292.00	\$5,292.00	\$3,528.00	\$1,764.00
OP-2016-02-00-82 SCOTT COUNTY	\$11,100.00	\$2,784.32	\$7,600.51	\$7,600.51	\$5,279.18	\$2,321.33
OP-2016-02-00-83 SEYMOUR CLERK-TREASURER	\$9,500.00	\$2,485.76	\$4,909.95	\$4,909.95	\$4,909.95	\$0.00
OP-2016-02-00-84 SHELBY COUNTY	\$17,000.00	\$2,160.98	\$6,813.52	\$6,813.52	\$6,813.52	\$0.00
OP-2016-02-00-85 SULLIVAN CLERK-TREASURER	\$2,500.00	\$483.00	\$759.00	\$759.00	\$759.00	\$0.00
OP-2016-02-00-86 TIPTON COUNTY	\$5,000.00	\$999.78	\$2,007.96	\$2,007.96	\$2,007.96	\$0.00
OP-2016-02-00-87 TOWN OF BLOOMFIELD	\$13,873.48	\$2,437.42	\$4,843.42	\$4,843.42	\$4,843.42	\$0.00
OP-2016-02-00-88 VANDERBURGH COUNTY	\$150,000.00	\$0.00	\$59,810.84	\$59,810.84	\$59,810.84	\$0.00
OP-2016-02-00-89 VIGO COUNTY	\$78,000.00	\$12,571.83	\$22,861.75	\$22,861.75	\$22,861.75	\$0.00
OP-2016-02-00-90 VINCENNES UNIV	\$150,009.00	\$0.00	\$104,912.25	\$104,912.25	\$58,747.01	\$46,165.24
OP-2016-02-00-91 WABASH CLERK-TREASURER	\$5,017.00	\$899.00	\$3,451.00	\$3,451.00	\$2,233.00	\$1,218.00
OP-2016-02-00-92 WABASH COUNTY	\$5,000.00	\$1,098.20	\$1,098.20	\$1,098.20	\$1,098.20	\$0.00

U.S. Department of Transportation National Highway Traffic Safety Administration

State: Indiana

Federal Reimbursement Voucher

Page: 5

2016-VOU-23

Report Date: 12/27/2016

Reimbursement Info: Total: \$478,533.45

Posted: 08/15/2016

Claim Period: 07/01/2016 - 07/31/2016

Posted in DELPHI: 08/16/2016

Program Area	Project	Description	HCS Federal Funds Obligated	Share to Local Benefit	State/Federal Cost to Date	Federal Funds Expended	Fed Previous Amount Claimed	Fed Funds Claimed this Period
	OP-2016-02-00-93	WARREN CLERK-TREASURER	\$3,000.00	\$645.69	\$1,050.49	\$1,050.49	\$1,050.49	\$0.00
	OP-2016-02-00-94	WASHINGTON COUNTY	\$4,500.00	\$0.00	\$0.00	\$0.00	\$0.00	\$0.00
	OP-2016-02-00-95	WHITE COUNTY	\$7,000.00	\$1,515.80	\$4,866.07	\$4,866.07	\$3,255.53	\$1,610.54
	OP-2016-02-00-96	WINCHESTER CLERK-TREASURER	\$19,000.00	\$1,478.42	\$7,909.96	\$7,909.96	\$5,616.82	\$2,293.14
	OP-2016-02-00-97	WINONA LAKE CLERK-TREASURER	\$48,000.00	\$6,725.85	\$25,532.14	\$25,532.14	\$19,134.83	\$6,397.31
	OP-2016-02-00-98	DECATUR COUNTY	\$6,000.00	\$0.00	\$4,061.93	\$4,061.93	\$4,061.93	\$0.00
	OP-2016-02-00-99	INDIANA JOL LLC	\$6,400.00	\$0.00	\$6,400.00	\$6,400.00	\$6,400.00	\$0.00
	OP-2016-02-01-01	QUICK SERIES PUBLISHING INC	\$19,280.92	\$0.00	\$19,280.92	\$19,280.92	\$19,280.92	\$0.00
	OP-2016-03-00-01	INDIANAPOLIS COLTS, INC.	\$50,000.00	\$0.00	\$50,000.00	\$50,000.00	\$50,000.00	\$0.00
	OP-2016-03-00-02	PACERS BASKETBALL LLC	\$60,000.00	\$0.00	\$60,000.00	\$60,000.00	\$60,000.00	\$0.00
	OP-2016-03-00-03	ASHER AGENCY INC	\$450,000.00	\$0.00	\$431,185.89	\$431,185.89	\$431,185.89	\$0.00
	OP-2016-03-00-04	Operation Kids	\$12,000.00	\$0.00	\$0.00	\$0.00	\$0.00	\$0.00
	OP-2016-04-00-01		\$566,000.00	\$0.00	\$0.00	\$0.00	\$0.00	\$0.00
	OP-2016-04-00-04	INDIANA EDUCATION SAVINGS AUTHORITY	\$35,000.00	\$0.00	\$35,000.00	\$35,000.00	\$0.00	\$35,000.00
Occupant Protection Total			\$5,637,333.43	\$406,311.10	\$2,408,565.02	\$2,408,565.02	\$2,013,520.34	\$395,044.68
Police Traffic Services								
	PT-2016-01-00-01	PROGRAM MANAGEMENT	\$65,046.57	\$0.00	\$36,863.77	\$36,863.77	\$36,863.77	\$0.00
	PT-2016-02-00-01	STATEWIDE TRAINING	\$7,000.00	\$0.00	\$2,104.00	\$2,104.00	\$679.00	\$1,425.00
	PT-2016-04-00-01	INDIANA STATE POLICE	\$566,000.00	\$0.00	\$314,609.14	\$314,609.14	\$271,116.37	\$43,492.77
Police Traffic Services Total			\$638,046.57	\$0.00	\$353,576.91	\$353,576.91	\$308,659.14	\$44,917.77
Community Traffic Safety Project								
	CP-2016-01-00-01	BRETT REICHART	\$77,142.00	\$0.00	\$57,856.50	\$57,856.50	\$51,428.00	\$6,428.50
	CP-2016-01-00-02	JAY KISTLER	\$77,142.00	\$0.00	\$57,856.50	\$57,856.50	\$51,428.00	\$6,428.50
	CP-2016-01-00-03	JOHN W MULL	\$77,142.00	\$0.00	\$57,856.50	\$57,856.50	\$51,428.00	\$6,428.50

U.S. Department of Transportation National Highway Traffic Safety Administration

State: Indiana

Federal Reimbursement Voucher

Page: 6

2016-VOU-23

Report Date: 12/27/2016

Reimbursement Info: Total: \$478,533.45

Posted: 08/15/2016

Claim Period: 07/01/2016 - 07/31/2016

Posted in DELPHI: 08/16/2016

Program Area	Project	Description	HCS Federal Funds Obligated	Share to Local Benefit	State/Federal Cost to Date	Federal Funds Expended	Fed Previous Amount Claimed	Fed Funds Claimed this Period
	CP-2016-01-00-04	LANCE GRUBBS	\$77,142.00	\$.00	\$57,856.50	\$57,856.50	\$51,428.00	\$6,428.50
	CP-2016-01-00-05	LAWRENCE WOODS JR	\$77,142.00	\$.00	\$57,856.50	\$57,856.50	\$51,428.00	\$6,428.50
	CP-2016-01-00-06	MARK HARTMAN	\$77,142.00	\$.00	\$57,856.50	\$57,856.50	\$51,428.00	\$6,428.50
	Community Traffic Safety Project Total		\$462,852.00	\$.00	\$347,139.00	\$347,139.00	\$308,568.00	\$38,571.00
	NHTSA 402 Total		\$6,738,232.00	\$406,311.10	\$3,109,280.93	\$3,109,280.93	\$2,630,747.48	\$478,533.45

164 Transfer Funds
164 Alcohol

164AL-2016-00-00-00	HOLDING	\$934,787.67	\$.00	\$.00	\$.00	\$.00	\$.00	\$.00
164AL-2016-01-00-01	ANGOLA CLERK-TREASURER	\$23,100.00	\$1,890.00	\$6,667.50	\$6,667.50	\$6,667.50	\$6,667.50	\$.00
164AL-2016-01-00-02	BOONE COUNTY	\$17,000.00	\$7,695.65	\$15,849.69	\$15,849.69	\$15,849.69	\$15,849.69	\$.00
164AL-2016-01-00-03	CHARLESTOWN CLERK-TREASURER	\$30,000.00	\$6,343.83	\$18,790.32	\$18,790.32	\$18,790.32	\$18,790.32	\$.00
164AL-2016-01-00-04	CITY OF FORT WAYNE	\$201,500.00	\$9,676.66	\$56,591.67	\$56,591.67	\$56,591.67	\$56,591.67	\$.00
164AL-2016-01-00-05	CITY OF LAWRENCEBURG	\$15,000.00	\$1,207.69	\$3,110.46	\$3,110.46	\$3,110.46	\$3,110.46	\$.00
164AL-2016-01-00-06	CITY OF MUNCIE	\$40,000.00	\$5,616.75	\$12,637.05	\$12,637.05	\$12,637.05	\$12,637.05	\$.00
164AL-2016-01-00-07	ELKHART COUNTY	\$40,000.00	\$934.43	\$9,149.07	\$9,149.07	\$9,149.07	\$9,149.07	\$.00
164AL-2016-01-00-08	FRANKFORT CLERK-TREASURER	\$13,785.20	\$1,537.78	\$7,693.78	\$7,693.78	\$7,693.78	\$7,693.78	\$.00
164AL-2016-01-00-09	HAMILTON COUNTY	\$50,000.00	\$6,291.88	\$27,474.07	\$27,474.07	\$27,474.07	\$27,474.07	\$.00
164AL-2016-01-00-10	HANCOCK CTY TREASURER	\$10,000.00	\$609.28	\$609.28	\$609.28	\$609.28	\$609.28	\$.00
164AL-2016-01-00-11	INDIANAPOLIS CITY CONTROLLER	\$314,480.00	\$54,774.47	\$306,064.22	\$306,064.22	\$306,064.22	\$306,064.22	\$.00
164AL-2016-01-00-12	KNOX CTY TREASURER	\$6,201.60	\$327.15	\$945.10	\$945.10	\$945.10	\$945.10	\$.00
164AL-2016-01-00-13	LAWRENCE COUNTY AUDITOR/TREASURER	\$15,000.00	\$851.50	\$4,302.77	\$4,302.77	\$4,302.77	\$4,302.77	\$.00
164AL-2016-01-00-14	MARSHALL CTY TREASURER	\$12,000.00	\$2,046.16	\$6,062.81	\$6,062.81	\$6,062.81	\$6,062.81	\$.00
164AL-2016-01-00-15	MISHAWAKA CITY CONTROLLER	\$93,000.00	\$21,692.61	\$37,044.05	\$37,044.05	\$37,044.05	\$37,044.05	\$.00
164AL-2016-01-00-16	PORTAGE CLERK-TREASURER	\$20,000.00	\$439.62	\$6,268.53	\$6,268.53	\$6,268.53	\$6,268.53	\$.00

U.S. Department of Transportation National Highway Traffic Safety Administration

State: Indiana

Federal Reimbursement Voucher

Page: 7

2016-VOU-23

Report Date: 12/27/2016

Reimbursement Info: Total: \$478,533.45

Posted: 08/15/2016

Claim Period: 07/01/2016 - 07/31/2016

Posted in DELPHI: 08/16/2016

Program Area	Project	Description	HCS Federal Funds Obligated	Share to Local Benefit	State/Federal Cost to Date	Federal Funds Expended	Fed Previous Amount Claimed	Fed Funds Claimed this Period
	164AL-2016-01-00-17	RICHMOND CITY CONTROLLER	\$30,000.00	\$2,207.16	\$15,578.20	\$15,578.20	\$15,578.20	\$.00
	164AL-2016-01-00-18	SHELBY COUNTY	\$10,000.00	\$1,386.91	\$3,996.25	\$3,996.25	\$3,996.25	\$.00
	164AL-2016-01-00-19	VANDERBURGH COUNTY	\$60,000.00	\$.00	\$14,379.04	\$14,379.04	\$14,379.04	\$.00
	164AL-2016-01-00-20	WHITE COUNTY	\$10,000.00	\$.00	\$516.75	\$516.75	\$516.75	\$.00
	164AL-2016-01-00-21	WINONA LAKE CLERK-TREASURER	\$25,000.00	\$4,999.77	\$11,691.19	\$11,691.19	\$11,691.19	\$.00
	164AL-2016-01-00-22	BARTHOLOMEW CTY TREASURER	\$6,000.00	\$762.80	\$911.64	\$911.64	\$911.64	\$.00
	164AL-2016-01-00-23	BLOOMINGTON CITY CONTROLLER	\$15,000.00	\$795.48	\$6,586.92	\$6,586.92	\$6,586.92	\$.00
	164AL-2016-01-00-24	BROWNSBURG CLERK-TREASURER	\$12,500.00	\$4,438.64	\$9,411.92	\$9,411.92	\$9,411.92	\$.00
	164AL-2016-01-00-25	GRANT CTY TREASURER	\$10,000.00	\$.00	\$1,131.97	\$1,131.97	\$1,131.97	\$.00
	164AL-2016-01-00-26	HOBART CLERK-TREASURER	\$175,000.00	\$11,954.05	\$96,544.47	\$96,544.47	\$96,544.47	\$.00
	164AL-2016-01-00-27	HOWARD CTY TREASURER	\$17,000.00	\$1,925.16	\$8,594.10	\$8,594.10	\$8,594.10	\$.00
	164AL-2016-01-00-28	JOHNSON COUNTY	\$30,000.00	\$5,362.60	\$13,143.01	\$13,143.01	\$13,143.01	\$.00
	164AL-2016-01-00-29	LAFAYETTE CITY CONTROLLER	\$33,000.00	\$5,127.93	\$27,337.01	\$27,337.01	\$27,337.01	\$.00
	164AL-2016-01-00-30	LAPORTE COUNTY	\$39,600.00	\$3,505.84	\$22,863.84	\$22,863.84	\$22,863.84	\$.00
	164AL-2016-01-00-31	MADISON COUNTY	\$20,000.00	\$633.67	\$5,554.70	\$5,554.70	\$5,554.70	\$.00
	164AL-2016-01-00-32	NOBLE COUNTY	\$17,500.00	\$3,720.00	\$10,575.00	\$10,575.00	\$10,575.00	\$.00
	164AL-2016-01-00-33	VIGO COUNTY	\$30,000.00	\$.00	\$11,332.37	\$11,332.37	\$11,332.37	\$.00
	164 Alcohol Total		\$2,376,454.47	\$168,755.47	\$779,408.75	\$779,408.75	\$779,408.75	\$.00
	164 Transfer Funds Total		\$2,376,454.47	\$168,755.47	\$779,408.75	\$779,408.75	\$779,408.75	\$.00

MAP 21 405b OP High

405b OP High

MIX-2016-00-00-00	HOLDING	\$305,975.51	\$.00	\$.00	\$.00	\$.00	\$.00	\$.00
MIX-2016-00-00-01	ALLIANCE FOR HEALTH	\$25,000.00	\$.00	\$3,750.00	\$3,750.00	\$3,750.00	\$3,750.00	\$.00

M1X-2016-00-00-02 CITY OF BLOOMINGTON \$12,500.00 \$542.00 \$542.00 \$542.00 \$542.00 \$0.00

U.S. Department of Transportation National Highway Traffic Safety Administration

State: Indiana

Federal Reimbursement Voucher

Page: 8

2016-VOU-23

Report Date: 12/27/2016

Reimbursement Info: Total: \$478,533.45

Posted: 08/15/2016

Claim Period: 07/01/2016 - 07/31/2016

Posted in DELPHI: 08/16/2016

Program Area	Project	Description	HCS Federal Funds Obligated	Share to Local Benefit	State/Federal Cost to Date	Federal Funds Expended	Fed Previous Amount Claimed	Fed Funds Claimed this Period
M1X-2016-00-00-03	CITY OF JEFFERSONVILLE		\$13,000.00	\$0.00	\$10,459.80	\$10,459.80	\$10,459.80	\$0.00
M1X-2016-00-00-05	HAMMOND CITY CONTROLLER		\$8,000.00	\$1,806.05	\$1,806.05	\$1,806.05	\$1,806.05	\$0.00
M1X-2016-00-00-06	INDIANA BICYCLE COALITION INC		\$5,000.00	\$0.00	\$150.00	\$150.00	\$150.00	\$0.00
M1X-2016-00-00-08	INDIANAPOLIS CITY CONTROLLER		\$25,000.00	\$4,720.00	\$4,720.00	\$4,720.00	\$4,720.00	\$0.00
M1X-2016-00-00-09	KOKOMO CTY CONTROLLER		\$9,500.00	\$0.00	\$3,133.95	\$3,133.95	\$3,133.95	\$0.00
M1X-2016-00-00-10	PRINCETON CLERK-TREASURER		\$5,000.00	\$376.68	\$1,656.41	\$1,656.41	\$1,656.41	\$0.00
M1X-2016-00-00-11	VANDERBURGH COUNTY		\$22,000.00	\$0.00	\$8,038.05	\$8,038.05	\$8,038.05	\$0.00
M1X-2016-00-00-12	INDYCOG INC		\$19,000.00	\$0.00	\$7,472.40	\$7,472.40	\$7,472.40	\$0.00
M1X-2016-01-01-01	INDIANA UNIV		\$700,000.00	\$0.00	\$275,199.59	\$275,199.59	\$275,199.59	\$0.00
M1X-2016-03-00-02	ATTICA CLERK-TREASURER		\$4,748.48	\$0.00	\$2,531.29	\$2,531.29	\$2,531.29	\$0.00
M1X-2016-03-00-03	BATESVILLE CLERK-TREASURER		\$3,000.00	\$0.00	\$2,844.86	\$2,844.86	\$2,844.86	\$0.00
M1X-2016-03-00-04	CITY OF BICKNELL		\$762.48	\$0.00	\$739.72	\$739.72	\$739.72	\$0.00
M1X-2016-03-00-05	CITY OF WASHINGTON		\$1,875.00	\$0.00	\$1,706.25	\$1,706.25	\$1,706.25	\$0.00
M1X-2016-03-00-06	CONNERSVILLE CLERK-TREASURER		\$2,200.00	\$0.00	\$2,116.45	\$2,116.45	\$2,116.45	\$0.00
M1X-2016-03-00-07	DECATUR COUNTY		\$10,000.00	\$0.00	\$7,814.87	\$7,814.87	\$7,814.87	\$0.00
M1X-2016-03-00-08	GRANT COUNTY		\$3,600.00	\$0.00	\$1,987.08	\$1,987.08	\$1,987.08	\$0.00
M1X-2016-03-00-09	JENNINGS COUNTY		\$2,000.00	\$0.00	\$0.00	\$0.00	\$0.00	\$0.00
M1X-2016-03-00-10	KNOX COUNTY		\$2,499.64	\$0.00	\$0.00	\$0.00	\$0.00	\$0.00
M1X-2016-03-00-11	NOBLE COUNTY		\$3,300.00	\$0.00	\$2,745.00	\$2,745.00	\$2,745.00	\$0.00
M1X-2016-03-00-12	NORTH VERNON CLERK-TREASURER		\$1,859.81	\$0.00	\$1,598.93	\$1,598.93	\$1,598.93	\$0.00
M1X-2016-03-00-13	POSEY COUNTY		\$2,025.00	\$0.00	\$1,478.10	\$1,478.10	\$1,478.10	\$0.00
M1X-2016-03-00-14	PUTNAM COUNTY		\$1,200.00	\$0.00	\$0.00	\$0.00	\$0.00	\$0.00
M1X-2016-03-00-15	SEYMOUR CLERK-TREASURER		\$2,200.00	\$0.00	\$1,973.84	\$1,973.84	\$1,973.84	\$0.00
M1X-2016-03-00-16	TOWN OF BREMEN		\$3,200.00	\$0.00	\$3,200.00	\$3,200.00	\$3,200.00	\$0.00

U.S. Department of Transportation National Highway Traffic Safety Administration

State: Indiana

Federal Reimbursement Voucher

Page: 9

2016-VOU-23

Report Date: 12/27/2016

Reimbursement Info: Total: \$478,533.45

Posted: 08/15/2016

Claim Period: 07/01/2016 - 07/31/2016

Posted in DELPHI: 08/16/2016

Program Area	Project	Description	HCS Federal Funds Obligated	Share to Local Benefit	State/Federal Cost to Date	Federal Funds Expended	Fed Previous Amount Claimed	Fed Funds Claimed this Period
M1X-2016-03-00-17	WINCHESTER CLERK-TREASURER		\$4,400.00	\$0.00	\$2,190.45	\$2,190.45	\$2,190.45	\$0.00
405b OP High Total			\$1,198,845.92	\$7,444.73	\$349,855.09	\$349,855.09	\$349,855.09	\$0.00
MAP 21 405b OP High Total			\$1,198,845.92	\$7,444.73	\$349,855.09	\$349,855.09	\$349,855.09	\$0.00
MAP 21 405c Data Program								
405c Data Program								
M3DA-2016-00-00-00	HOLDING		\$1,977,762.88	\$0.00	\$0.00	\$0.00	\$0.00	\$0.00
M3DA-2016-01-00-01	Program Manager		\$65,000.00	\$0.00	\$47,385.02	\$47,385.02	\$47,385.02	\$0.00
M3DA-2016-02-00-01	PURDUE UNIVERSITY/CMS		\$115,000.00	\$0.00	\$69,814.69	\$69,814.69	\$69,814.69	\$0.00
M3DA-2016-03-00-01	Indiana Supreme Court		\$340,000.00	\$0.00	\$87,707.43	\$87,707.43	\$87,707.43	\$0.00
M3DA-2016-04-00-01	Indiana Department of Homeland Security		\$105,000.00	\$0.00	\$0.00	\$0.00	\$0.00	\$0.00
405c Data Program Total			\$2,602,762.88	\$0.00	\$204,907.14	\$204,907.14	\$204,907.14	\$0.00
MAP 21 405c Data Program Total			\$2,602,762.88	\$0.00	\$204,907.14	\$204,907.14	\$204,907.14	\$0.00
MAP 21 405d Impaired Driving Low								
405d Impaired Driving Low								
M6X-2016-00-00-00	HOLDING		\$4,842,231.67	\$0.00	\$0.00	\$0.00	\$0.00	\$0.00
M6X-2016-01-00-01	PROGRAM MANAGEMENT		\$65,000.00	\$0.00	\$36,362.74	\$36,362.74	\$36,362.74	\$0.00

M6X-2016-02-00-01	ANGOLA CLERK-TREASURER	\$2,310.00	\$87.50	\$630.00	\$630.00	\$630.00	\$630.00	\$630.00	\$0.00
M6X-2016-02-00-02	NEW CASTLE CLERK-TREASURER	\$9,000.00	\$307.70	\$2,338.55	\$2,338.55	\$2,338.55	\$2,338.55	\$2,338.55	\$0.00
M6X-2016-02-00-03	ELKHART COUNTY	\$15,000.00	\$0.00	\$226.57	\$226.57	\$226.57	\$226.57	\$226.57	\$0.00
M6X-2016-02-00-04	INDIANAPOLIS CITY CONTROLLER	\$23,000.00	\$0.00	\$0.00	\$0.00	\$0.00	\$0.00	\$0.00	\$0.00
M6X-2016-02-00-05	CITY OF ATTICA	\$20,000.00	\$0.00	\$1,355.78	\$1,355.78	\$1,355.78	\$1,355.78	\$1,355.78	\$0.00
M6X-2016-03-00-15	Prosecuting Attorney's Office	\$185,000.00	\$0.00	\$123,754.86	\$123,754.86	\$123,754.86	\$123,754.86	\$123,754.86	\$0.00
M6X-2016-05-00-02	KRISTON WEISNER	\$204.00	\$0.00	\$204.00	\$204.00	\$204.00	\$204.00	\$204.00	\$0.00
M6X-2016-05-00-03	RYAN SMITH	\$384.24	\$0.00	\$384.24	\$384.24	\$384.24	\$384.24	\$384.24	\$0.00

U.S. Department of Transportation National Highway Traffic Safety Administration

State: Indiana

Federal Reimbursement Voucher

Page: 10

2016-VOU-23

Report Date: 12/27/2016

Reimbursement Info: Total: \$478,533.45

Posted: 08/15/2016

Claim Period: 07/01/2016 - 07/31/2016

Posted in DELPHI: 08/16/2016

Program Area	Project	Description	HCS Federal Funds Obligated	Share to Local Benefit	State/Federal Cost to Date	Federal Funds Expended	Fed Previous Amount Claimed	Fed Funds Claimed this Period
M6X-2016-05-00-04	ROBERT E. DUCKWORTH		\$79,558.07	\$0.00	\$12,391.07	\$12,391.07	\$12,391.07	\$0.00
M6X-2016-05-00-05	FASTENAL COMPANY		\$4,754.75	\$0.00	\$4,754.75	\$4,754.75	\$4,754.75	\$0.00
M6X-2016-05-00-06	Timothy W Oaks		\$29,000.00	\$0.00	\$0.00	\$0.00	\$0.00	\$0.00
M6X-2016-05-00-07	Ever Ready First Aid/SZY HOLDINGS LLC		\$3,800.00	\$0.00	\$3,800.00	\$3,800.00	\$3,800.00	\$0.00
M6X-2016-05-00-08	ZACHARY DODD		\$10,000.00	\$0.00	\$0.00	\$0.00	\$0.00	\$0.00
M6X-2016-05-00-09	OVERFIELD, JASON A		\$10,000.00	\$0.00	\$1,618.00	\$1,618.00	\$1,618.00	\$0.00
M6X-2016-05-00-10	ELIZABETH MCKINNEY		\$10,000.00	\$0.00	\$1,440.00	\$1,440.00	\$1,440.00	\$0.00
M6X-2016-05-00-11	MICHAEL WITTL		\$10,000.00	\$0.00	\$3,170.00	\$3,170.00	\$3,170.00	\$0.00
M6X-2016-05-00-12	CHASE BANK USA		\$23,260.46	\$0.00	\$23,181.60	\$23,181.60	\$23,181.60	\$0.00
M6X-2016-05-00-13	SOHUM HOTELS INDY EAST LLC		\$6,699.00	\$0.00	\$6,699.00	\$6,699.00	\$6,699.00	\$0.00
M6X-2016-05-00-14	CHRISTOPHER ROBERTS		\$10,000.00	\$0.00	\$178.00	\$178.00	\$178.00	\$0.00
M6X-2016-05-00-15	CLARA WHITE MISSION INCW W GRAINGER, INC		\$5,324.76	\$0.00	\$5,324.76	\$5,324.76	\$5,324.76	\$0.00
M6X-2016-05-00-16	ANDREW WATSON		\$178.00	\$0.00	\$0.00	\$0.00	\$0.00	\$0.00
M6X-2016-05-00-17	BENTON COUNTY		\$6,712.80	\$0.00	\$0.00	\$0.00	\$0.00	\$0.00
M6X-2016-05-00-18	BICKNELL CLERK-TREASURER		\$1,490.40	\$0.00	\$0.00	\$0.00	\$0.00	\$0.00
M6X-2016-05-00-19	BRANDON COOPER		\$178.00	\$0.00	\$0.00	\$0.00	\$0.00	\$0.00
M6X-2016-05-00-20	BRIAN JACKSON		\$178.00	\$0.00	\$0.00	\$0.00	\$0.00	\$0.00
M6X-2016-05-00-21	CASWELL, DAVID		\$153.00	\$0.00	\$0.00	\$0.00	\$0.00	\$0.00
M6X-2016-05-00-22	CLINTON CLERK-TREASURER		\$14,566.40	\$0.00	\$0.00	\$0.00	\$0.00	\$0.00
M6X-2016-05-00-23	DAVIS, MICHAEL W		\$178.00	\$0.00	\$0.00	\$0.00	\$0.00	\$0.00
M6X-2016-05-00-24	DAVONNE BARLOW		\$178.00	\$0.00	\$0.00	\$0.00	\$0.00	\$0.00
M6X-2016-05-00-25	DILLON MCDANIEL		\$178.00	\$0.00	\$0.00	\$0.00	\$0.00	\$0.00
M6X-2016-05-00-26	DUSTIN ZEHNDER		\$128.00	\$0.00	\$0.00	\$0.00	\$0.00	\$0.00
M6X-2016-05-00-27	JOSHUA THRASHER		\$128.00	\$0.00	\$0.00	\$0.00	\$0.00	\$0.00

U.S. Department of Transportation National Highway Traffic Safety Administration

State: Indiana

Federal Reimbursement Voucher

Page: 11

2016-VOU-23

Report Date: 12/27/2016

Reimbursement Info: Total: \$478,533.45

Posted: 08/15/2016

Claim Period: 07/01/2016 - 07/31/2016

Posted in DELPHI: 08/16/2016

Program Area	Project	Description	HCS Federal Funds Obligated	Share to Local Benefit	State/Federal Cost to Date	Federal Funds Expended	Fed Previous Amount Claimed	Fed Funds Claimed this Period
M6X-2016-05-00-28	MISHAWAKA CITY CONTROLLER		\$25,410.98	\$0.00	\$0.00	\$0.00	\$0.00	\$0.00
M6X-2016-05-00-29	MITCHELL WIER		\$128.00	\$0.00	\$0.00	\$0.00	\$0.00	\$0.00
M6X-2016-05-00-30	NATHANIEL H ADAMS		\$178.00	\$0.00	\$0.00	\$0.00	\$0.00	\$0.00
M6X-2016-05-00-31	PARKE COUNTY		\$7,794.96	\$0.00	\$0.00	\$0.00	\$0.00	\$0.00
M6X-2016-05-00-32	PAUL D STOLZ JR		\$128.00	\$0.00	\$0.00	\$0.00	\$0.00	\$0.00
M6X-2016-05-00-33	PORTAGE CLERK-TREASURER		\$20,000.00	\$0.00	\$0.00	\$0.00	\$0.00	\$0.00
M6X-2016-05-00-34	STEPHEN GLASS		\$178.00	\$0.00	\$0.00	\$0.00	\$0.00	\$0.00
M6X-2016-07-00-01	INDIANA EXCISE POLICE		\$220,000.00	\$0.00	\$0.00	\$0.00	\$0.00	\$0.00
M6X-2016-07-01-00	ASHER AGENCY INC		\$750,000.00	\$0.00	\$467,103.85	\$467,103.85	\$467,103.85	\$0.00
M6X-2016-09-00-01	INDIANA STATE POLICE		\$600,000.00	\$0.00	\$214,422.93	\$214,422.93	\$214,422.93	\$0.00

405d Impaired Driving Low Total	\$7,012,591.49	\$395.20	\$909,340.70	\$909,340.70	\$909,340.70	\$909,340.70	\$909,340.70	\$0.00
MAP 21 405d Impaired Driving Low Total	\$7,012,591.49	\$395.20	\$909,340.70	\$909,340.70	\$909,340.70	\$909,340.70	\$909,340.70	\$0.00
MAP 21 405f Motorcycle Programs								
405f Motorcycle Programs								
M9X-2016-00-00-00 HOLDING	\$46,932.87	\$0.00	\$0.00	\$0.00	\$0.00	\$0.00	\$0.00	\$0.00
M9X-2016-01-00-02 ASHER AGENCY INC	\$125,000.00	\$0.00	\$122,937.65	\$122,937.65	\$122,937.65	\$122,937.65	\$122,937.65	\$0.00
M9X-2016-01-00-03 MIRACLE RIDE FOUNDATION INC	\$50,000.00	\$0.00	\$0.00	\$0.00	\$0.00	\$0.00	\$0.00	\$0.00
405f Motorcycle Programs Total	\$221,932.87	\$0.00	\$122,937.65	\$122,937.65	\$122,937.65	\$122,937.65	\$122,937.65	\$0.00
MAP 21 405f Motorcycle Programs Total	\$221,932.87	\$0.00	\$122,937.65	\$122,937.65	\$122,937.65	\$122,937.65	\$122,937.65	\$0.00
NHTSA Total	\$20,150,819.63	\$582,906.50	\$5,475,730.26	\$5,475,730.26	\$5,475,730.26	\$4,997,196.81	\$478,533.45	\$478,533.45
Total	\$20,150,819.63	\$582,906.50	\$5,475,730.26	\$5,475,730.26	\$5,475,730.26	\$4,997,196.81	\$478,533.45	\$478,533.45

I CERTIFY, that in accordance with the laws of the state and under the terms of the approved program(s) area that actual costs claimed have been incurred and have not previously been presented for payment. (APPROVAL AND PAYMENT ARE SUBJECT TO ADJUSTMENT, YEAR-END AUDIT OR OTHER APPROPRIATE REVIEW)

State Official: