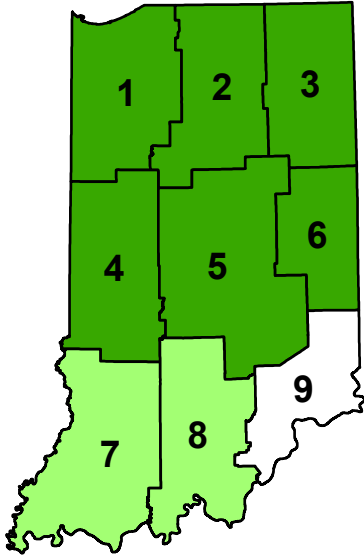
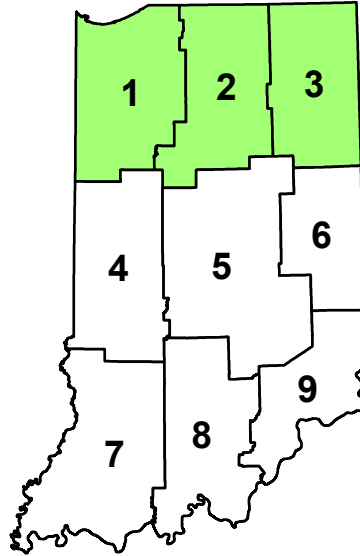


SPI Summary

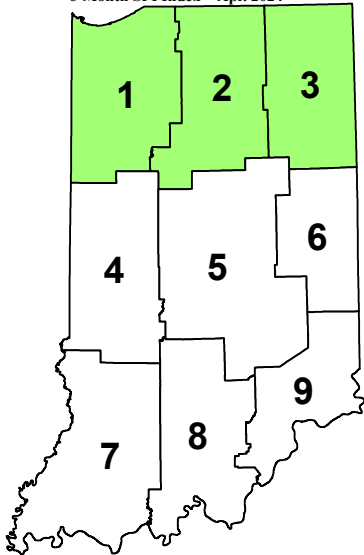
1-Month SPI Index - Apr. 2024



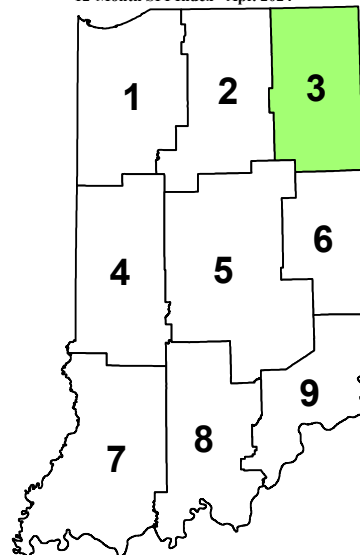
3-Month SPI Index - Apr. 2024



6-Month SPI Index - Apr. 2024



12-Month SPI Index - Apr. 2024



Key

- +2.00 and above (extremely wet)
- +1.50 to +1.99 (very wet)
- +1.00 to +1.49 (moderately wet)
- 0.99 to +0.99 (near normal)
- 1.00 to -1.49 (moderately dry)
- 1.50 to -1.99 (severely dry)
- 2.00 and less (extremely dry)

SPI Values - April 2024

1-month	3-month	6-month	12-month	Climatic Division
1.78	1.22	1.10	0.43	1
1.54	1.11	1.00	0.19	2
1.97	1.29	1.27	1.16	3
1.55	0.36	0.33	-0.35	4
1.96	0.72	0.46	-0.23	5
1.93	0.81	0.32	-0.32	6
1.30	-0.27	-0.17	0.26	7
1.17	-0.48	-0.15	-0.04	8
0.69	-0.42	-0.18	0.17	9

SPI values are calculated using the most current precipitation data available, including that considered "provisional" or "preliminary" by the Midwest Regional Climate Center.

Indiana Department of Natural Resources, Division of Water

5/6/2024

