

PROJECT	DESIGNATION
1700135	1700135
CONTRACT	BRIDGE FILE
R-41529	See Below

KIN DESIGNATION NUMBERS		
DESIGNATION	DESCRIPTION	BRIDGE FILE
1600729	I-65 NB over Caney Fork	I65-017-04222 DNBL
1600733	I-65 SB over Caney Fork	I65-017-04222 DSBL
1600744	I-65 NB over Blue Lick Creek	I65-016-04220 ENBL
1600750	I-65 SB over Blue Lick Creek	I65-016-04220 ESBL
2001600	I-65 NB over Brownstown Road	I65-021-09939
2001601	I-65 SB over Brownstown Road	I65-021-09940
2001603	County Line Road over I-65	I65-023-04227
2001604	I-65 NB over Pigeon Roost Creek	I65-024-04229 BNBL
2001605	I-65 SB over Pigeon Roost Creek	I65-024-04229 BSBL
2001607	Lake Road over I-65	I65-028-04232A

CULVERT ASSETS		
DESIGNATION	CULVERT ASSET ID	WORK TYPE
2001593	CV I65-072-26.20	Small Structure Pipe Lining
2001594	CV I65-072-25.05	Small Structure Pipe Lining
2001595	CV I65-010-22.77	Small Structure Pipe Lining
2001596	CV I65-072-25.83	Small Structure Replacement
2001597	CV I65-010-22.65	Small Structure Paved Invert
2001598	CV I65-010-19.90	Small Structure Paved Invert
2001599	CV I65-010-18.35	Small Structure Pipe Lining

# INDIANA DEPARTMENT OF TRANSPORTATION

# SIGNING AND PAVEMENT MARKING PLANS

**ROUTE: I-65 From: R.P 16+27 To: R.P. 29+10**

**PROJECT NO. 1700135 P.E. 1700135 CONST.**

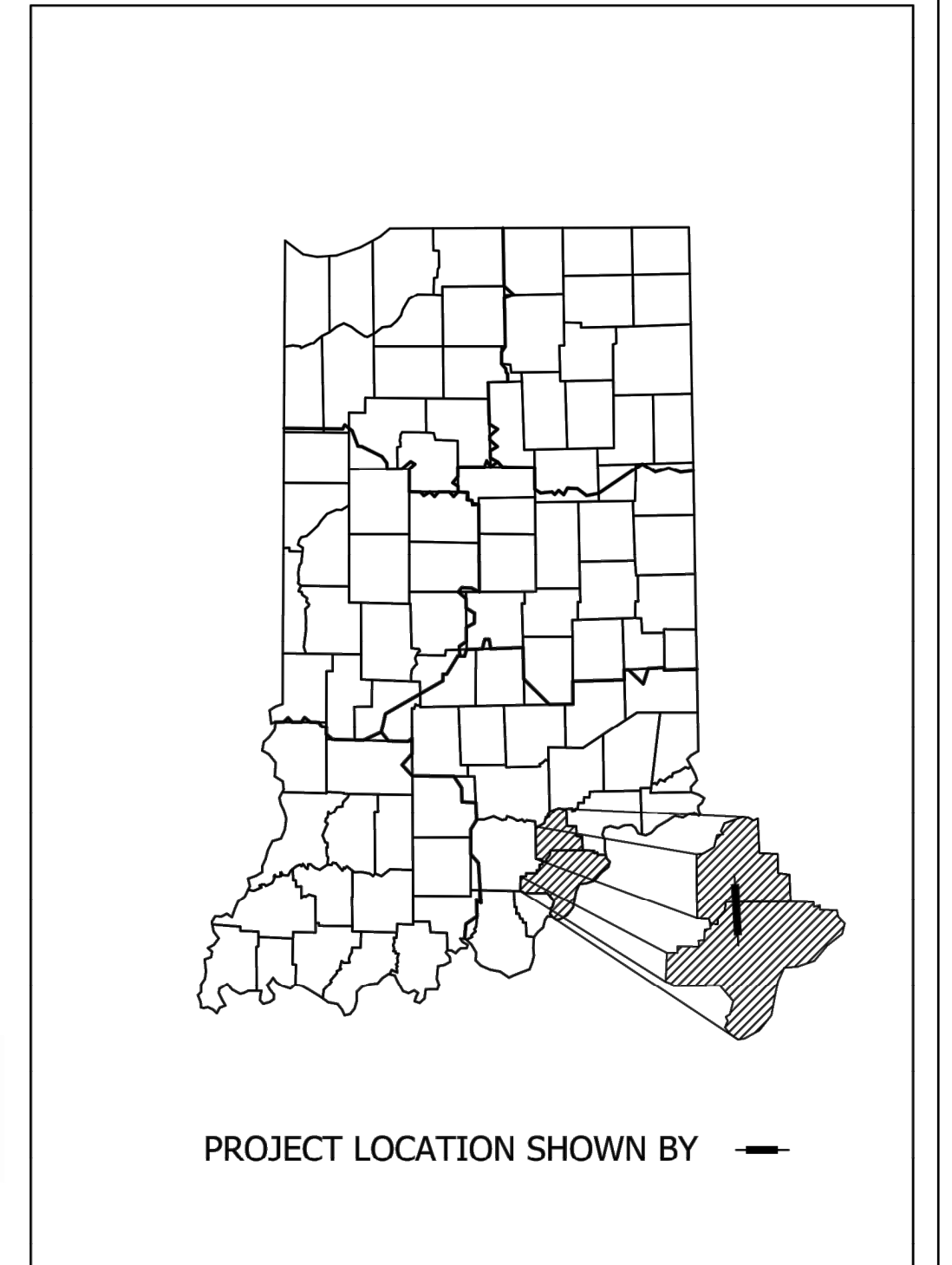
**PROJECT DESCRIPTION:** Complete Freeway Reconstruction and Additional Travel Lane Construction along I-65, Beginning Approximately 0.5 miles North of the I-65 Blue Lick Road Interchange (RP 16+27), Thence Northerly 12.7 miles to a Point 0.5 miles South of the I-65 / S.R. 56 Interchange. All in Parts 220, 237, 238, 253, 254, 269, 270, and 283 of the Plat of Clark's Grant and In Sections 19, 30, and 31, Township 2 North, Range 7 East, Monroe and Union Townships, Clark County; and in Sections 6, 7, and 18, Township 2 North, Range 7 East, and Sections 19, 30, and 31, Township 3 North, Range 7 East, Vienna Township, Scott County, Indiana.

## TRAFFIC DATA

A.A.D.T. (PROJ. 2023)	45,669 V.P.D.
A.A.D.T. (PROJ. 2043)	49,452 V.P.D.
D.H.V (PROJ. 2043)	3,398 V.P.H.
DIRECTIONAL DISTRIBUTION	50 / 50 %
TRUCKS	32 % A.A.D.T. 23 % D.H.V.

## DESIGN DATA

DESIGN SPEED	70 M.P.H.
PROJECT DESIGN CRITERIA	COMPLETE RECONSTRUCTION(FREEWAY)
FUNCTIONAL CLASSIFICATION	INTERSTATE
RURAL/URBAN	RURAL
TERRAIN	LEVEL
ACCESS CONTROL	FULL

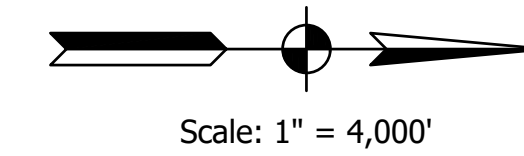
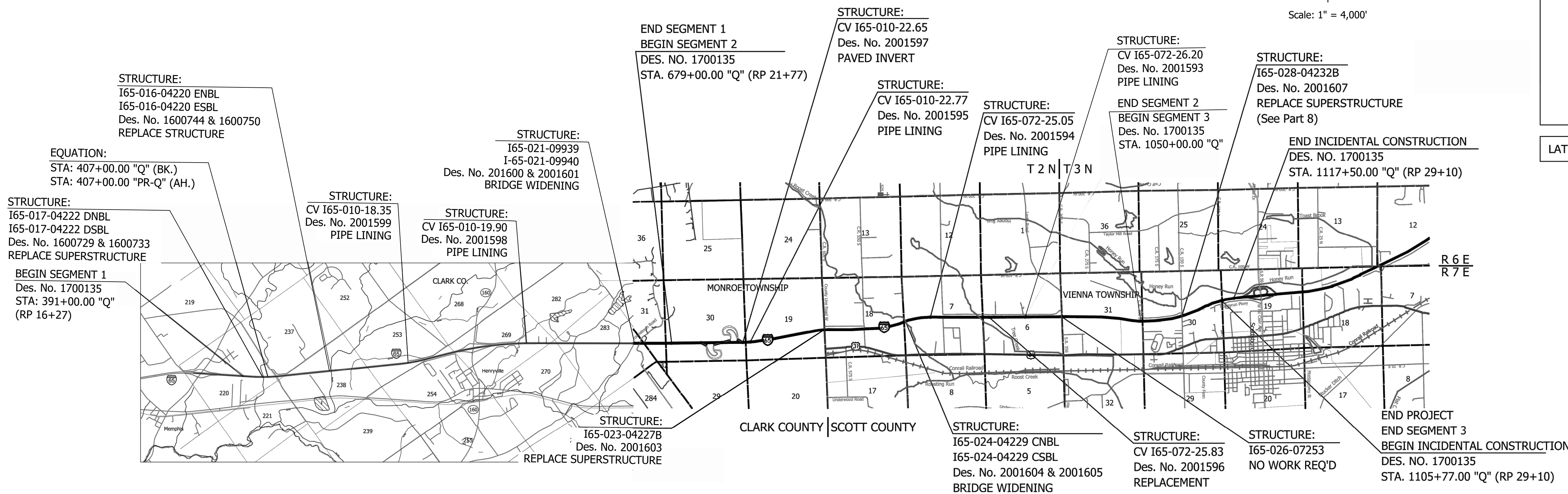


LATITUDE: 38° 35' 23" N LONGITUDE: 85° 46' 43" N

Gross Length: 12.8 MI.  
Net Length: 12.5 MI.  
Maximum Grade: 2.92 %

HUC NUMBER: 05140101140040, 15140101140050, 05140101140010, 15120207040090, 15120207040100

INDIANA DEPARTMENT OF TRANSPORTATION STANDARD SPECIFICATIONS DATED 2022 TO BE USED WITH THESE PLANS



R41529 - PART 10 OF 15

DIRECTORY: F:\2020\204356 I-65 Added Turn Lanes\30 SheetDrawings\01 Title and Index  
 FILE: .....4356 TITLE.dwg  
 DIMSCALE: 20 LTSCALE: 1  
 PLOTTED BY: J.Eisenhauer  
 DATE: .....Nov 23, 2021 - 9:09am

PLANS PREPARED BY: **VS ENGINEERING, INC.** FAX: (317) 293-4737 TEL: (317) 293-3542

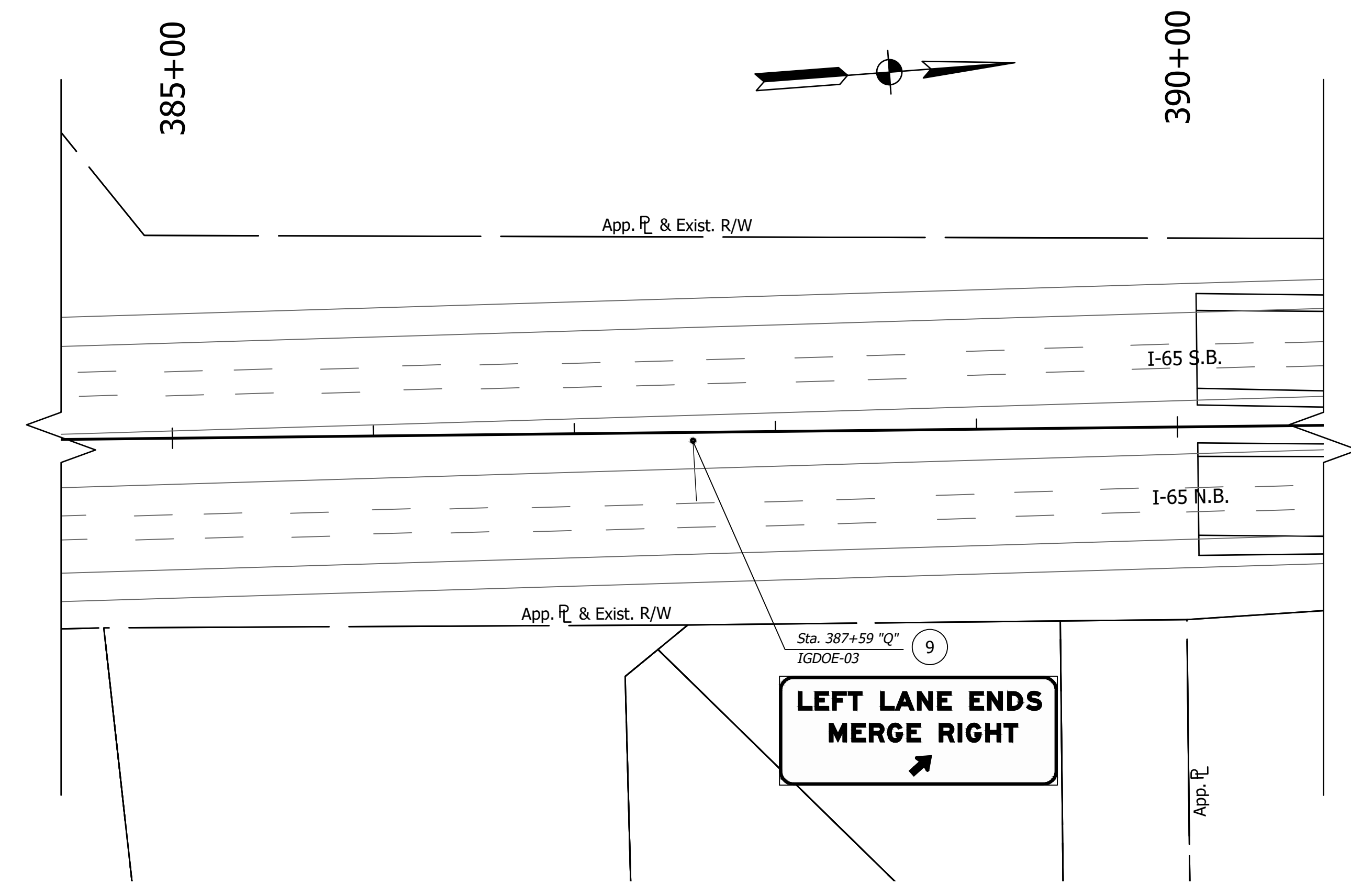
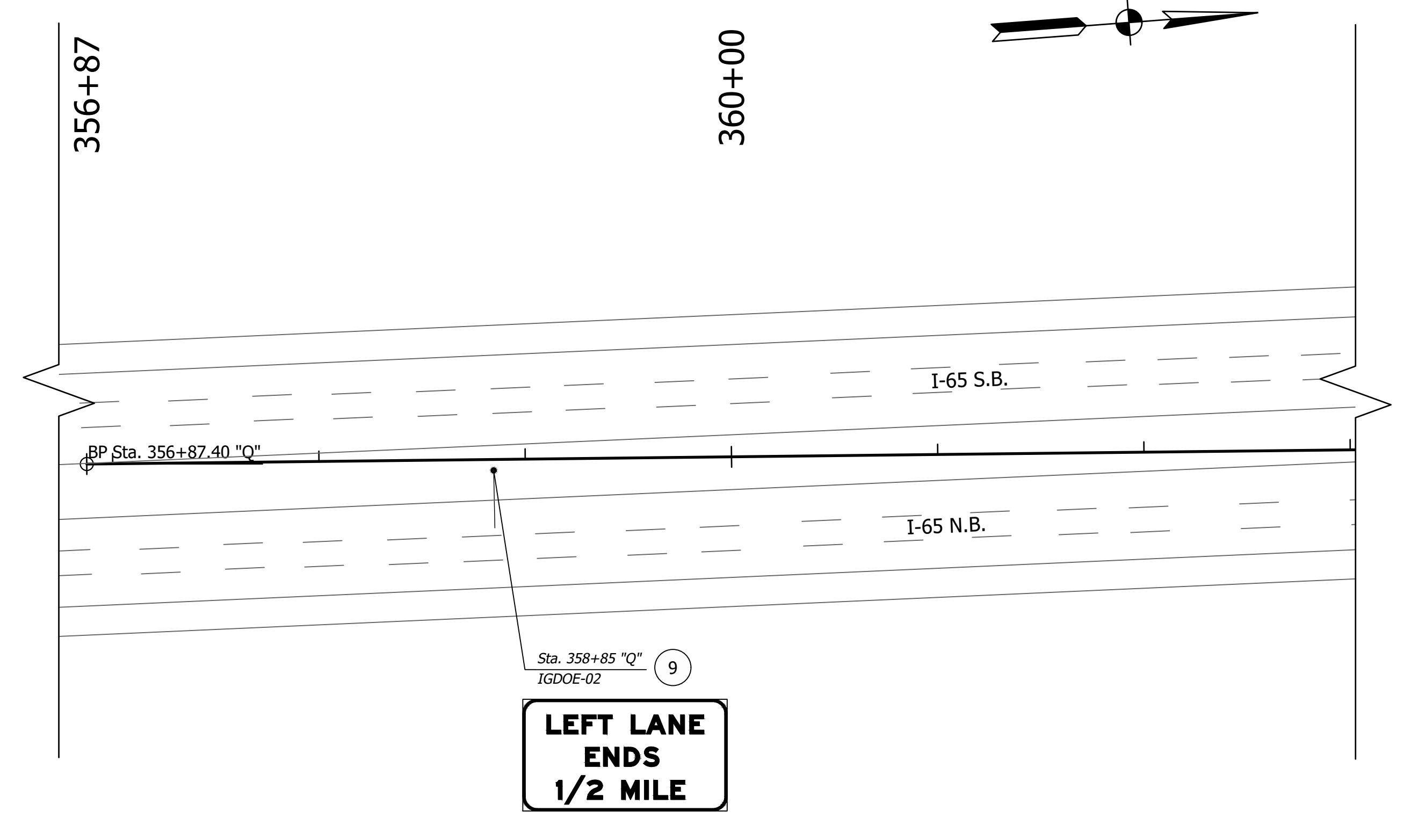
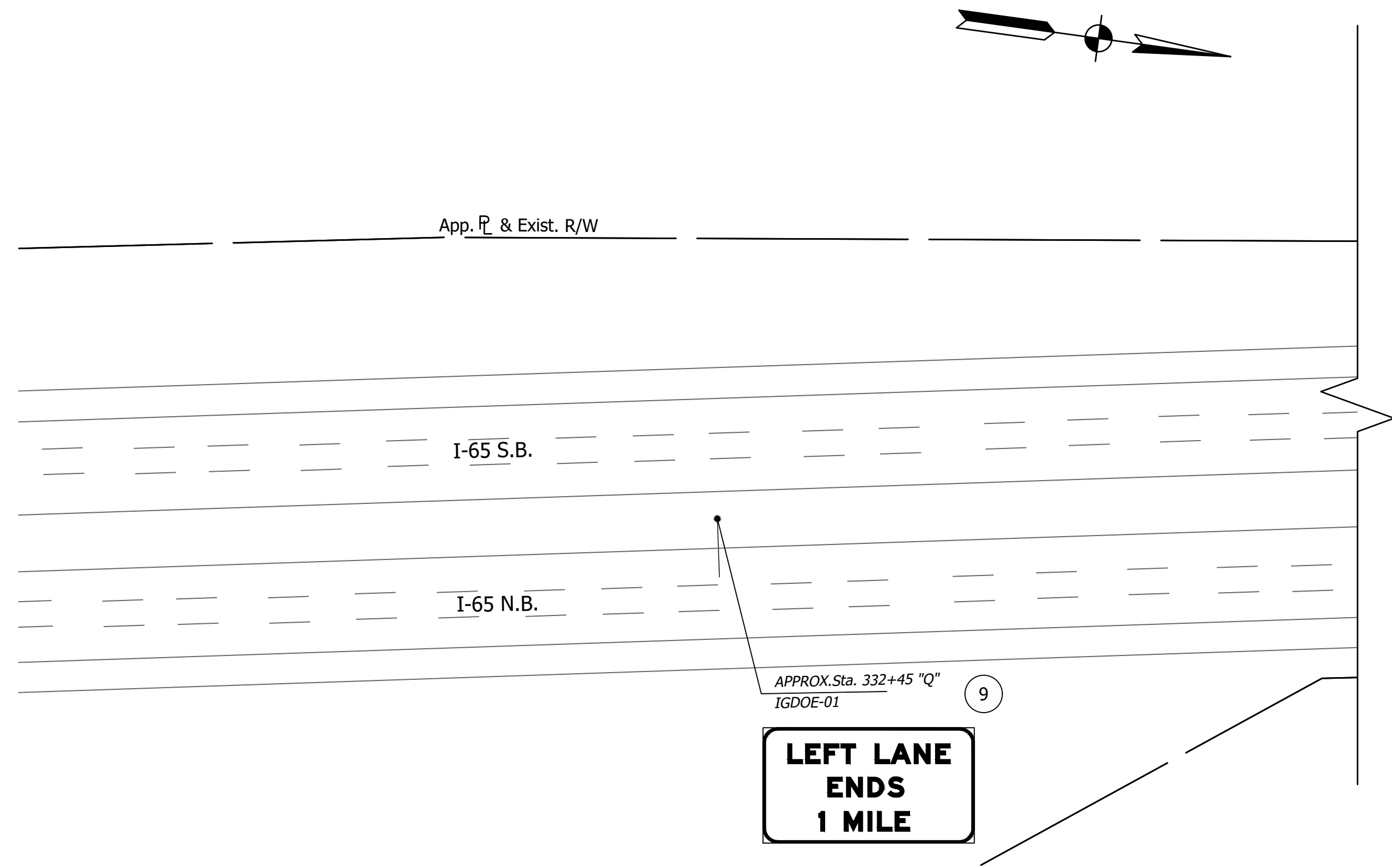
CERTIFIED BY: \_\_\_\_\_ INDIANA REG. NO. XXXXXXXX DATE \_\_\_\_\_

APPROVED FOR LETTING: \_\_\_\_\_ INDIANA DEPARTMENT OF TRANSPORTATION DATE \_\_\_\_\_

STAGE 2 PLANS

DESIGNATION	1700135
SHEETS	1 of 113
CONTRACT	R-41529
PROJECT	1700135





**SUMMARY OF REMOVAL QUANTITIES:**

1. Remove Exist. Overhead Sign, Supports, and Foundations 3 EACH

**SIGN LEGEND**

- |   |  |   |
|---|--|---|
| ① No Change Req'd to Exist. Sign and Supports           | ⑥ Remove Exist. Sign Foundation                                      | ⑫ Exist. Panel Sign on New Supports           |
| ② Remove Exist. Panel Sign from Ground Mounted Supports | ⑦ Remove Exist. Sheet Sign and Supports                              | —●— Exist. Overhead Cantilever Sign Structure |
| ③ Remove Exist. Sheet Sign from Supports                | ⑧ Remove Exist. Ground Mounted Panel Sign, Supports, and Foundations | —□— Exist. Box Truss Structure                |
| ④ Remove Exist. Panel Sign from Overhead Sign Structure | ⑨ Remove Exist. Overhead Sign, Supports, and Foundations             | —■— Exist. Ground Mounted Sheet Sign          |
| ⑤ Remove Exist. Sheet Sign from Overhead Sign Structure | ⑩ Remove Exist. Sign and Bridge Bracket Assembly                     | —■— Exist. Ground Mounted Panel Sign          |
|   | ⑪ Exist. Sheet Sign on New Supports                                  |   |

**EXISTING SIGN CODES**

IGDOE-X	Existing Interstate Guide Directional Overhead Sign
IGDE-X	Existing Interstate Guide Directional Sign
IBLE-X	Existing Indiana Business Logo Sign
IGSE-X	Existing Interstate Guide Service Sign
IGIOE-X	Existing Interstate Guide Information Overhead Sign
RMAE-X	Existing Route Marker Assembly
SMAE-X	Existing Service Marker Assembly

**STAGE 2  
PLANS**

RECOMMENDED FOR APPROVAL _____	DESIGN ENGINEER _____	DATE _____
DESIGNED: _____ MRD _____	DRAWN: _____ MRD _____	
CHECKED: _____ SMD _____	CHECKED: _____ RA/SMD _____	

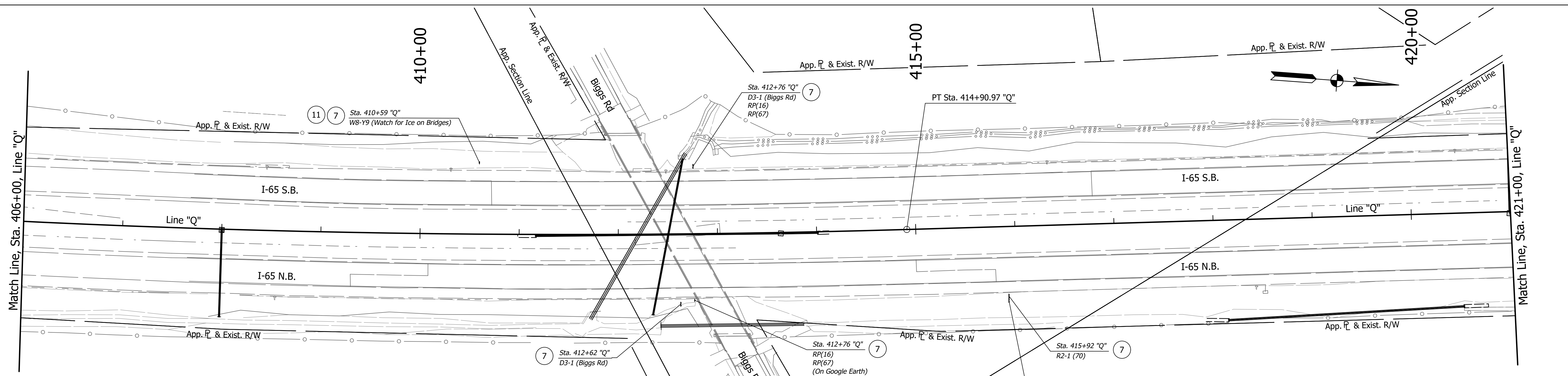
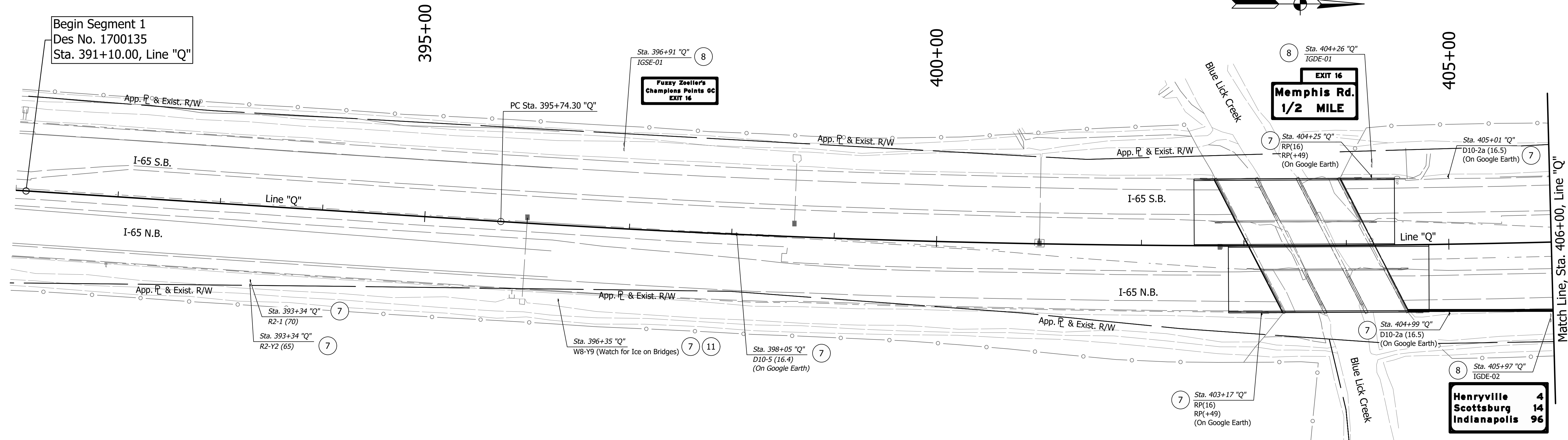
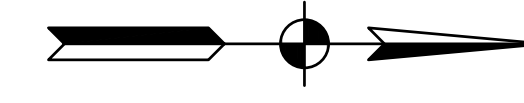
**INDIANA  
DEPARTMENT OF TRANSPORTATION**

**EXISTING SIGNING PLANS  
I-65 ADDED TRAVEL LANES**

HORIZONTAL SCALE 1" = 50'	BRIDGE FILE N/A
VERTICAL SCALE N/A	DESIGNATION 1700135
SURVEY BOOK N/A	SHEETS 03 of 115
CONTRACT R-41529	PROJECT 1700135

DIRECTORY: F:\2020\20-4356 I-65 Added Travel Lanes\30 SheetDrawings\65 Signing\10 Signing Plans\10 Signing Plans.dwg  
 FILE: 20201020\_20-4356 I-65 Added Travel Lanes\30 SheetDrawings\65 Signing\10 Signing Plans\10 Signing Plans.dwg  
 DIMSCALE: 1/8" = 1'-0"  
 PLOTTED BY: jebenhauer  
 DATE: 11/25/2021 9:09am

Begin Segment 1  
Des No. 1700135  
Sta. 391+10.00, Line "Q"



**SIGN LEGEND**

- ① No Change Req'd to Exist. Sign and Supports
- ② Remove Exist. Panel Sign from Ground Mounted Supports
- ③ Remove Exist. Sheet Sign from Supports
- ④ Remove Exist. Panel Sign from Overhead Sign Structure
- ⑤ Remove Exist. Sheet Sign from Overhead Sign Structure
- ⑥ Remove Exist. Sign Foundation
- ⑦ Remove Exist. Sheet Sign and Supports
- ⑧ Remove Exist. Ground Mounted Panel Sign, Supports, and Foundations
- ⑨ Remove Exist. Overhead Sign, Supports, and Foundations
- ⑩ Remove Exist. Sign and Bridge Bracket Assembly
- ⑪ Remove Exist. Sheet Sign on New Supports

- ⑫ Exist. Panel Sign on New Supports
- Exist. Overhead Cantilever Sign Structure
- Exist. Box Truss Structure
- Exist. Ground Mounted Sheet Sign
- Exist. Ground Mounted Panel Sign

**SUMMARY OF REMOVAL QUANTITIES:**

- 1. Remove Existing Sheet Sign and Supports 14 EACH
- 2. Remove Exist. Ground Mounted Panel Sign, Supports, and Foundation 3 EACH

DATE	REVISION

EXISTING SIGN CODES	DESCRIPTION
IGDOE-X	Existing Interstate Guide Directional Overhead Sign
IGDE-X	Existing Interstate Guide Directional Sign
IBLE-X	Existing Indiana Business Logo Sign
IGSE-X	Existing Interstate Guide Service Sign
IGIOE-X	Existing Interstate Guide Information Overhead Sign
RMAE-X	Existing Route Marker Assembly
SMAE-X	Existing Service Marker Assembly

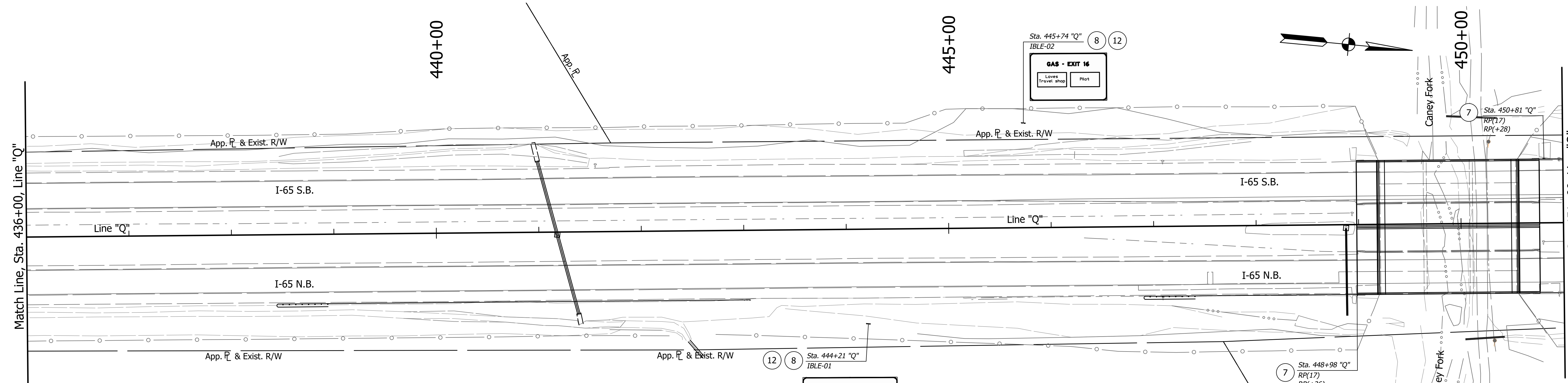
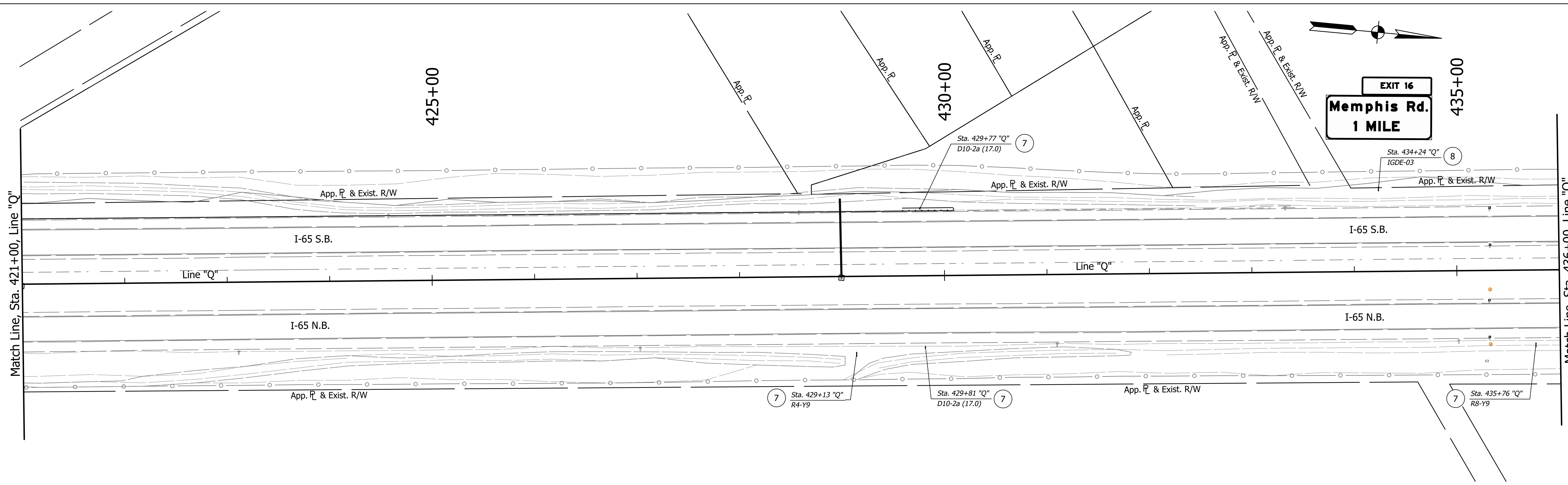
**STAGE 2 PLANS**

RECOMMENDED FOR APPROVAL	DESIGN ENGINEER	DATE
DESIGNED: MRD	DRAWN: MRD	
CHECKED: SMD	CHECKED: RA/SMD	

<b>INDIANA DEPARTMENT OF TRANSPORTATION</b>	
<b>EXISTING SIGNING PLANS</b>	
<b>I-65 ADDED TRAVEL LANES</b>	

HORIZONTAL SCALE	BRIDGE FILE
1" = 50'	N/A
VERTICAL SCALE	DESIGNATION
N/A	1700135
SURVEY BOOK	SHEETS
N/A	04 of 115
CONTRACT	PROJECT
R-41529	1700135

DIRECTORY: F:\2020\20-4356 I-65 Added Travel Lanes\30 SheetDrawings\65 Signing\10 Signing Plans  
 FILE: 4356\_SNO1.dwg  
 DIMSCALE: 1/8" = 1'-0"  
 PLOTTED BY: jebenhauer  
 DATE: Nov 23, 2021 9:10am



- SIGN LEGEND**
- ① No Change Req'd to Exist. Sign and Supports
  - ② Remove Exist. Panel Sign from Ground Mounted Supports
  - ③ Remove Exist. Sheet Sign from Supports
  - ④ Remove Exist. Panel Sign from Overhead Sign Structure
  - ⑤ Remove Exist. Sheet Sign from Overhead Sign Structure
  - ⑥ Remove Exist. Sign Foundation
  - ⑦ Remove Exist. Sheet Sign and Supports
  - ⑧ Remove Exist. Ground Mounted Panel Sign, Supports, and Foundations
  - ⑨ Remove Exist. Overhead Sign, Supports, and Foundations
  - ⑩ Remove Exist. Sign and Bridge Bracket Assembly
  - ⑪ Exist. Sheet Sign on New Supports
  - ⑫ Exist. Panel Sign on New Supports
  - Exist. Overhead Cantilever Sign Structure
  - Exist. Box Truss Structure
  - Exist. Ground Mounted Sheet Sign
  - Exist. Ground Mounted Panel Sign

**SUMMARY OF REMOVAL QUANTITIES:**

1. Remove Existing Sheet Sign and Supports 6 EACH
2. Remove Exist. Ground Mounted Panel Sign, Supports, and Foundation 3 EACH

DATE	REVISION

EXISTING SIGN CODES	DESCRIPTION
IGDOE-X	Existing Interstate Guide Directional Overhead Sign
IGDE-X	Existing Interstate Guide Directional Sign
IBLE-X	Existing Indiana Business Logo Sign
IGSE-X	Existing Interstate Guide Service Sign
IGIOE-X	Existing Interstate Guide Information Overhead Sign
RMAE-X	Existing Route Marker Assembly
SMAE-X	Existing Service Marker Assembly

**STAGE 2 PLANS**

RECOMMENDED FOR APPROVAL _____	DESIGN ENGINEER _____	DATE _____
DESIGNED: _____ MRD	DRAWN: _____ MRD	
CHECKED: _____ SMD	CHECKED: _____ RA/SMD	

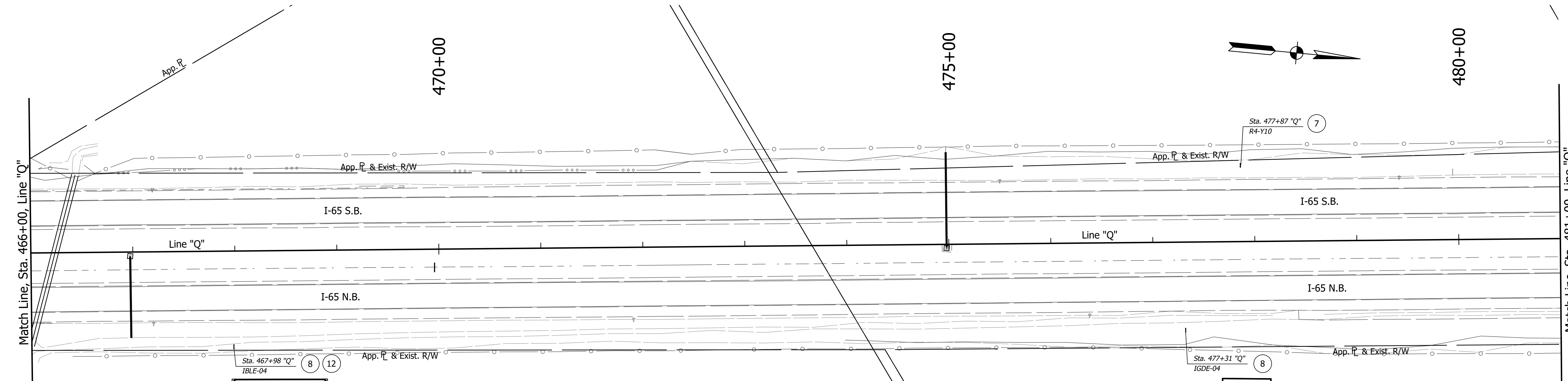
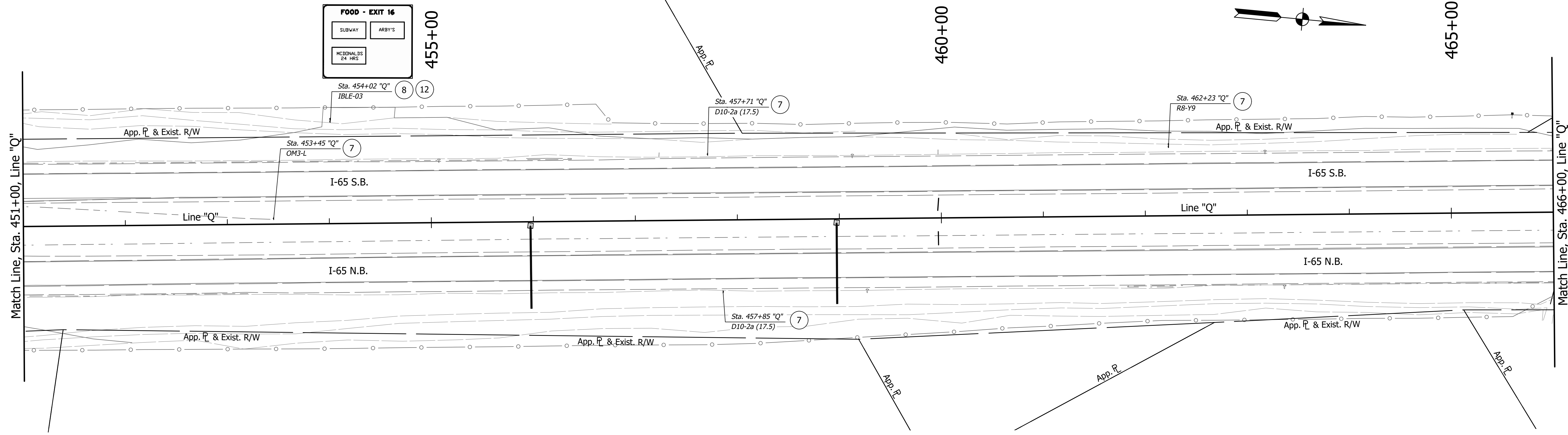
**INDIANA DEPARTMENT OF TRANSPORTATION**

**EXISTING SIGNING PLANS**

**I-65 ADDED TRAVEL LANES**

HORIZONTAL SCALE	BRIDGE FILE
1" = 50'	N/A
VERTICAL SCALE	DESIGNATION
N/A	1700135
SURVEY BOOK	SHEETS
N/A	05 of 115
CONTRACT	PROJECT
R-41529	1700135

DIRECTORY: F:\2020\20-4356 I-65 Added Travel Lanes\30 SheetDrawings\65 Signing\10 Signing Plans  
 FILE: .....4356 SN02.dwg  
 PLOTTED BY: jebenhauer  
 DATE: .....Nov 23, 2021  
 9:10am



- SIGN LEGEND**
- ① No Change Req'd to Exist. Sign and Supports
  - ② Remove Exist. Panel Sign from Ground Mounted Supports
  - ③ Remove Exist. Sheet Sign from Supports
  - ④ Remove Exist. Panel Sign from Overhead Sign Structure
  - ⑤ Remove Exist. Sheet Sign from Overhead Sign Structure
  - ⑥ Remove Exist. Sign Foundation
  - ⑦ Remove Exist. Sheet Sign and Supports
  - ⑧ Remove Exist. Ground Mounted Panel Sign, Supports, and Foundations
  - ⑨ Remove Exist. Overhead Sign, Supports, and Foundations
  - ⑩ Remove Exist. Sign and Bridge Bracket Assembly
  - ⑪ Exist. Sheet Sign on New Supports
  - ⑫ Exist. Panel Sign on New Supports
  - Exist. Overhead Cantilever Sign Structure
  - Exist. Box Truss Structure
  - Exist. Ground Mounted Sheet Sign
  - Exist. Ground Mounted Panel Sign

**SUMMARY OF REMOVAL QUANTITIES:**

1. Remove Existing Sheet Sign and Supports 5 EACH
2. Remove Exist. Ground Mounted Panel Sign, Supports, and Foundation 3 EACH

EXISTING SIGN CODES	DESCRIPTION
IGDOE-X	Existing Interstate Guide Directional Overhead Sign
IGDE-X	Existing Interstate Guide Directional Sign
IBLE-X	Existing Indiana Business Logo Sign
IGSE-X	Existing Interstate Guide Service Sign
IGIOE-X	Existing Interstate Guide Information Overhead Sign
RMAE-X	Existing Route Marker Assembly
SMAE-X	Existing Service Marker Assembly

**STAGE 2 PLANS**

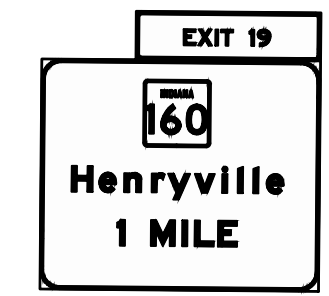
RECOMMENDED FOR APPROVAL	DESIGN ENGINEER	DATE
DESIGNED: MRD	DRAWN: MRD	
CHECKED: SMD	CHECKED: RA/SMD	

**INDIANA DEPARTMENT OF TRANSPORTATION**

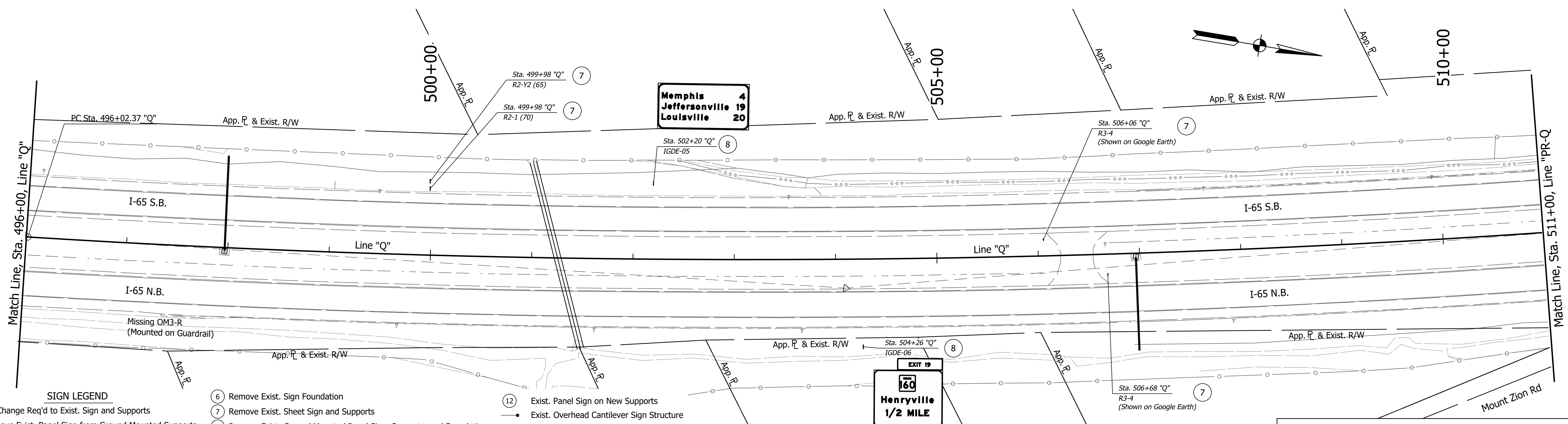
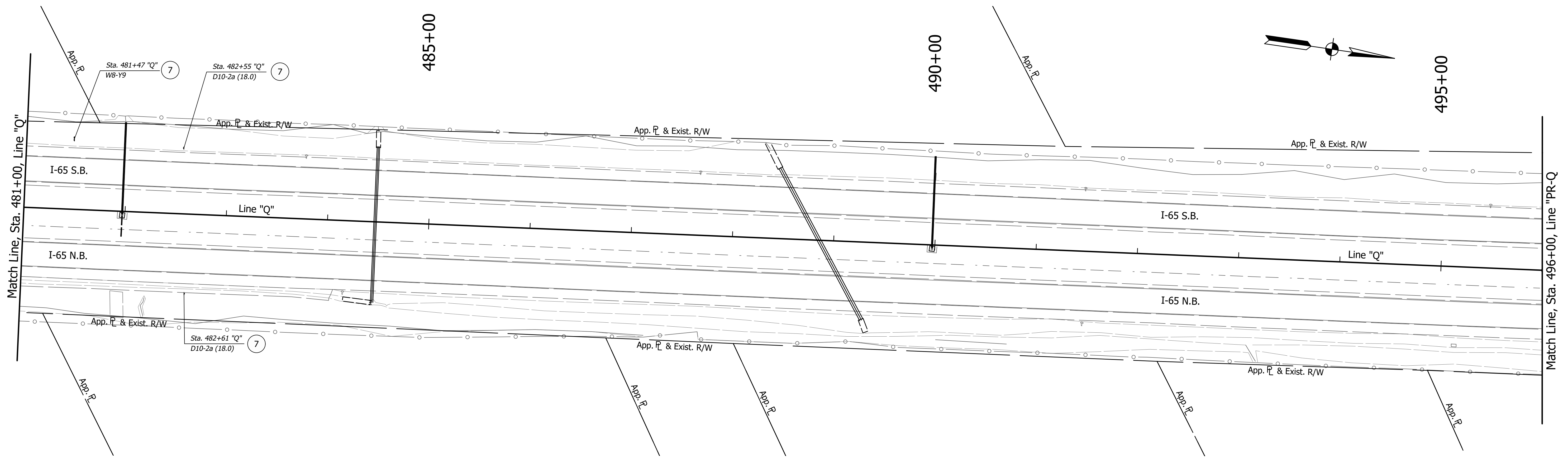
**EXISTING SIGNING PLANS**

**I-65 ADDED TRAVEL LANES**

HORIZONTAL SCALE	BRIDGE FILE
1" = 50'	N/A
VERTICAL SCALE	DESIGNATION
N/A	1700135
SURVEY BOOK	SHEETS
N/A	06 of 115
CONTRACT	PROJECT
R-41529	1700135



DIRECTORY: F:\2020\20-4356 I-65 Added Travel Lanes\30 SheetDrawings\65 Signing\10 Signing Plans  
 FILE: 4356\_SNO3.dwg  
 PLOTTED BY: J.Eisenhauer  
 DATE: Nov 23, 2021 9:10am



- SIGN LEGEND**
- ① No Change Req'd to Exist. Sign and Supports
  - ② Remove Exist. Panel Sign from Ground Mounted Supports
  - ③ Remove Exist. Sheet Sign from Supports
  - ④ Remove Exist. Panel Sign from Overhead Sign Structure
  - ⑤ Remove Exist. Sheet Sign from Overhead Sign Structure
  - ⑥ Remove Exist. Sign Foundation
  - ⑦ Remove Exist. Sheet Sign and Supports
  - ⑧ Remove Exist. Ground Mounted Panel Sign, Supports, and Foundations
  - ⑨ Remove Exist. Overhead Sign, Supports, and Foundations
  - ⑩ Remove Exist. Sign and Bridge Bracket Assembly
  - ⑪ Remove Exist. Sheet Sign from Overhead Sign Structure
  - ⑫ Exist. Panel Sign on New Supports
  - Exist. Overhead Cantilever Sign Structure
  - Exist. Box Truss Structure
  - Exist. Ground Mounted Sheet Sign
  - Exist. Ground Mounted Panel Sign

**SUMMARY OF REMOVAL QUANTITIES:**

- Remove Existing Sheet Sign and Supports 7 EACH
- Remove Exist. Ground Mounted Panel Sign, Supports, and Foundation 2 EACH

DIRECTORY: F:\2020\20-4356 I-65 Added Travel Lanes\30 SheetDrawings\65 Signing\10 Signing Plans  
 FILE: 20-4356 SN04.dwg  
 PLOTTED BY: J.Eisenhauer  
 DATE: Nov 23, 2021 9:11am

DATE	REVISION

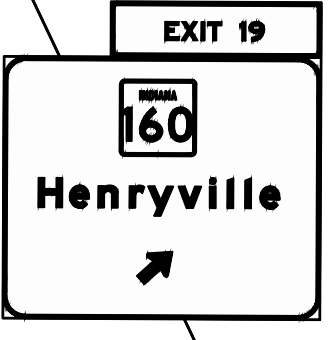
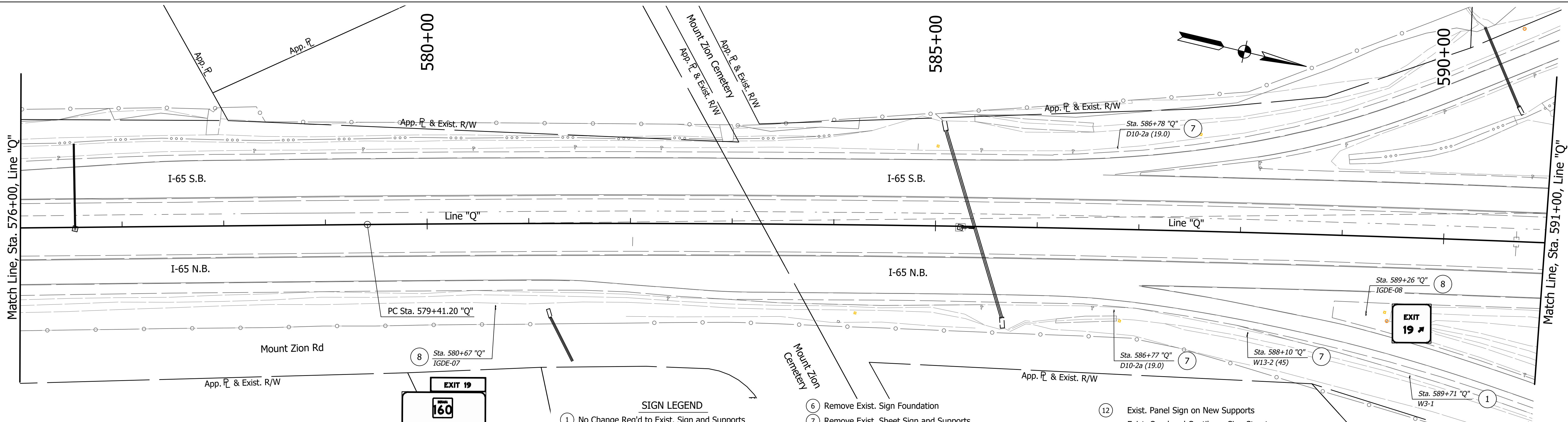
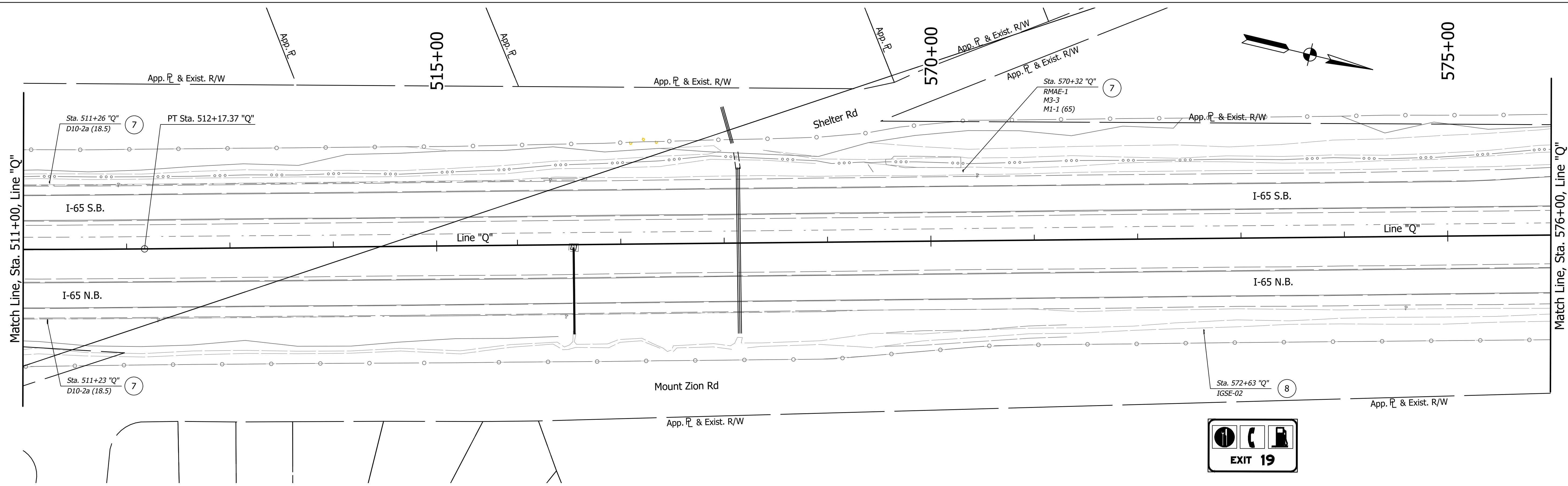
EXISTING SIGN CODES
IGDOE-X Existing Interstate Guide Directional Overhead Sign
IGDE-X Existing Interstate Guide Directional Sign
IBLE-X Existing Indiana Business Logo Sign
IGSE-X Existing Interstate Guide Service Sign
IGIOE-X Existing Interstate Guide Information Overhead Sign
RMAE-X Existing Route Marker Assembly
SMAE-X Existing Service Marker Assembly

**STAGE 2 PLANS**

RECOMMENDED FOR APPROVAL	DESIGN ENGINEER	DATE
DESIGNED: MRD	DRAWN: MRD	
CHECKED: SMD	CHECKED: RA/SMD	

**INDIANA DEPARTMENT OF TRANSPORTATION**  
**EXISTING SIGNING PLANS**  
**I-65 ADDED TRAVEL LANES**

HORIZONTAL SCALE	BRIDGE FILE
1" = 50'	N/A
VERTICAL SCALE	DESIGNATION
N/A	1700135
SURVEY BOOK	SHEETS
N/A	07 of 115
CONTRACT	PROJECT
R-41529	1700135



- SIGN LEGEND**
- ① No Change Req'd to Exist. Sign and Supports
  - ② Remove Exist. Panel Sign from Ground Mounted Supports
  - ③ Remove Exist. Sheet Sign from Supports
  - ④ Remove Exist. Panel Sign from Overhead Sign Structure
  - ⑤ Remove Exist. Sheet Sign from Overhead Sign Structure
  - ⑥ Remove Exist. Sign Foundation
  - ⑦ Remove Exist. Sheet Sign and Supports
  - ⑧ Remove Exist. Ground Mounted Panel Sign, Supports, and Foundations
  - ⑨ Remove Exist. Overhead Sign, Supports, and Foundations
  - ⑩ Remove Exist. Sign and Bridge Bracket Assembly
  - ⑪ Exist. Sheet Sign on New Supports
  - ⑫ Exist. Panel Sign on New Supports

- ⑫ Exist. Panel Sign on New Supports
- Exist. Overhead Cantilever Sign Structure
- Exist. Box Truss Structure
- ▭ Exist. Ground Mounted Sheet Sign
- ▭ Exist. Ground Mounted Panel Sign

**SUMMARY OF REMOVAL QUANTITIES:**

1. Remove Existing Sheet Sign and Supports 6 EACH
2. Remove Exist. Ground Mounted Panel Sign, Supports, and Foundation 3 EACH

DIRECTORY: F:\2020\20-4356 I-65 Added Travel Lanes\10 Signing Plans  
 FILE: 4356 SNO5.dwg  
 DIMSCALE: 1/8" = 1'-0"  
 PLOTTED BY: jebenhauer  
 DATE: Nov 23, 2021 9:11am

DATE	REVISION

EXISTING SIGN CODES	DESCRIPTION
IGDOE-X	Existing Interstate Guide Directional Overhead Sign
IGDE-X	Existing Interstate Guide Directional Sign
IBLE-X	Existing Indiana Business Logo Sign
IGSE-X	Existing Interstate Guide Service Sign
IGIOE-X	Existing Interstate Guide Information Overhead Sign
RMAE-X	Existing Route Marker Assembly
SMAE-X	Existing Service Marker Assembly

STAGE 2 PLANS

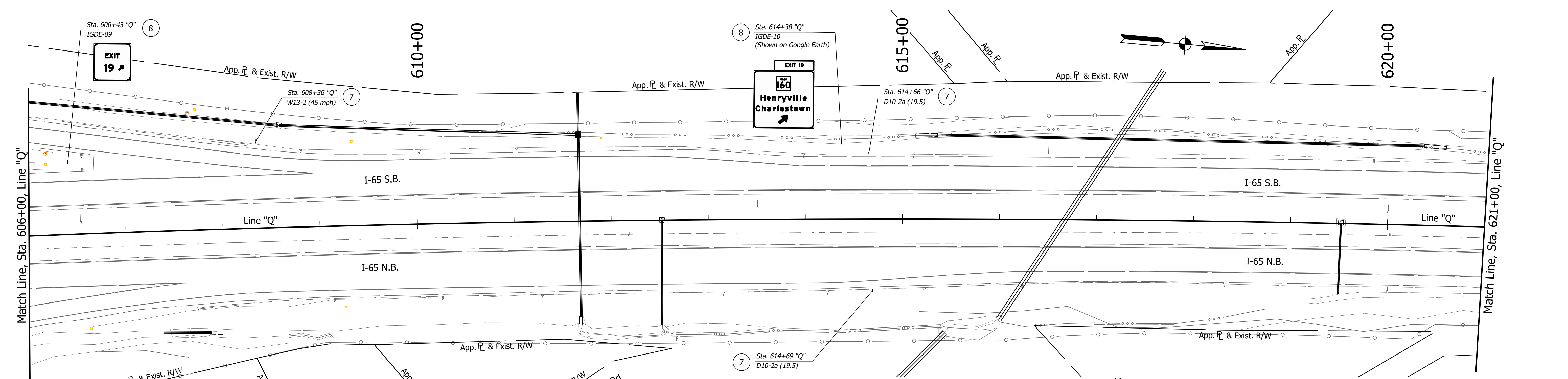
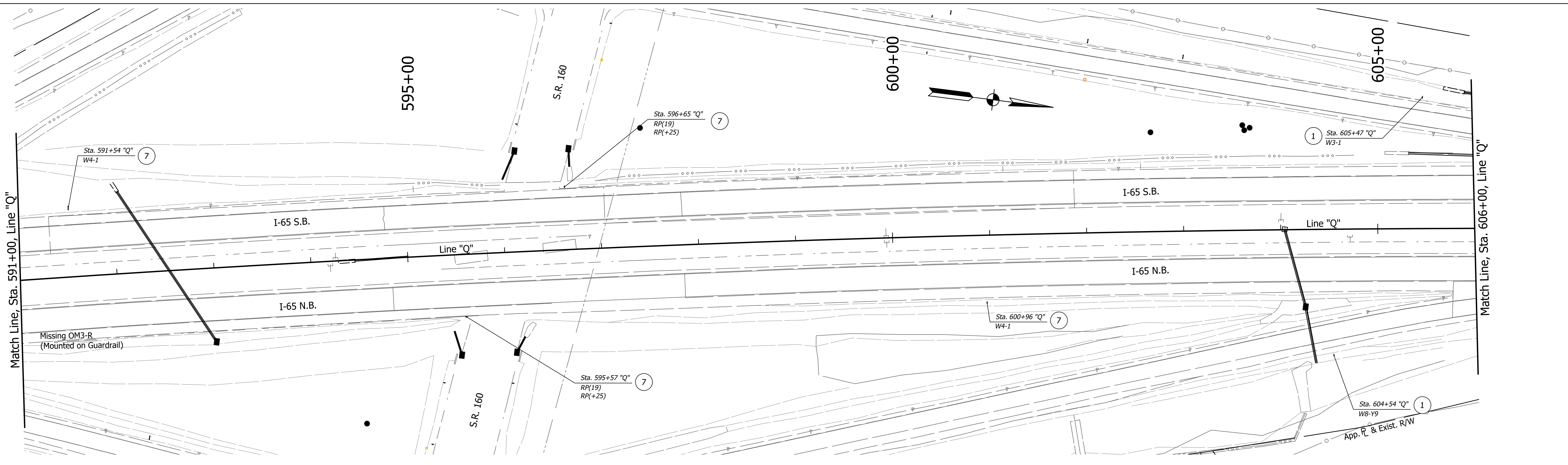
RECOMMENDED FOR APPROVAL	DESIGN ENGINEER	DATE
DESIGNED: MRD	DRAWN: MRD	
CHECKED: SMD	CHECKED: RA/SMD	

INDIANA  
DEPARTMENT OF TRANSPORTATION

EXISTING SIGNING PLANS  
I-65 ADDED TRAVEL LANES

HORIZONTAL SCALE	BRIDGE FILE
1" = 50'	N/A
VERTICAL SCALE	DESIGNATION
N/A	1700135
SURVEY BOOK	SHEETS
N/A	08 of 115
CONTRACT	PROJECT
R-41529	1700135





**SUMMARY OF REMOVAL QUANTITIES:**

- 1. Remove Existing Sheet Sign and Supports 7 EACH
- 2. Remove Exist. Ground Mounted Panel Sign, Supports, and Foundation 2 EACH

- SIGN LEGEND**
- ① No Change Req'd to Exist. Sign and Supports
  - ② Remove Exist. Panel Sign from Ground Mounted Supports
  - ③ Remove Exist. Sheet Sign from Supports
  - ④ Remove Exist. Panel Sign from Overhead Sign Structure
  - ⑤ Remove Exist. Sheet Sign from Overhead Sign Structure
  - ⑥ Remove Exist. Sign Foundation
  - ⑦ Remove Exist. Sheet Sign and Supports
  - ⑧ Remove Exist. Ground Mounted Panel Sign, Supports, and Foundations
  - ⑨ Remove Exist. Overhead Sign, Supports, and Foundations
  - ⑩ Remove Exist. Sign and Bridge Bracket Assembly
  - ⑪ Exist. Sheet Sign on New Supports
  - ⑫ Exist. Panel Sign on New Supports
  - Exist. Overhead Cantilever Sign Structure
  - Exist. Box Truss Structure
  - Exist. Ground Mounted Sheet Sign
  - Exist. Ground Mounted Panel Sign

DATE	REVISION

EXISTING SIGN CODES	DESCRIPTION
IGDOE-X	Existing Interstate Guide Directional Overhead Sign
IGDE-X	Existing Interstate Guide Directional Sign
IBLE-X	Existing Indiana Business Logo Sign
IGSE-X	Existing Interstate Guide Service Sign
IGIOE-X	Existing Interstate Guide Information Overhead Sign
RMAE-X	Existing Route Marker Assembly
SMAE-X	Existing Service Marker Assembly

**STAGE 2 PLANS**

RECOMMENDED FOR APPROVAL	DESIGN ENGINEER	DATE
DESIGNED: MRD	DRAWN: MRD	
CHECKED: SMD	CHECKED: RA/SMD	

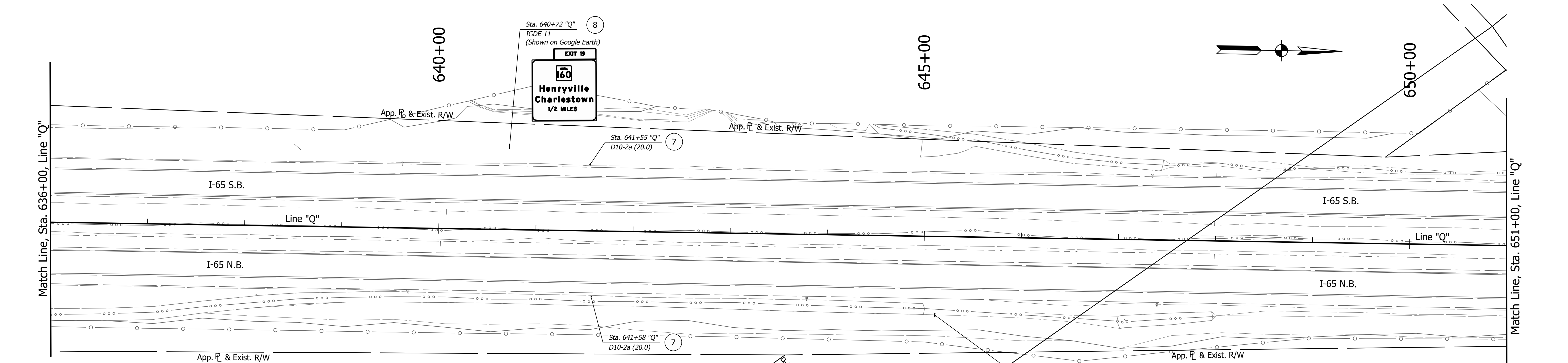
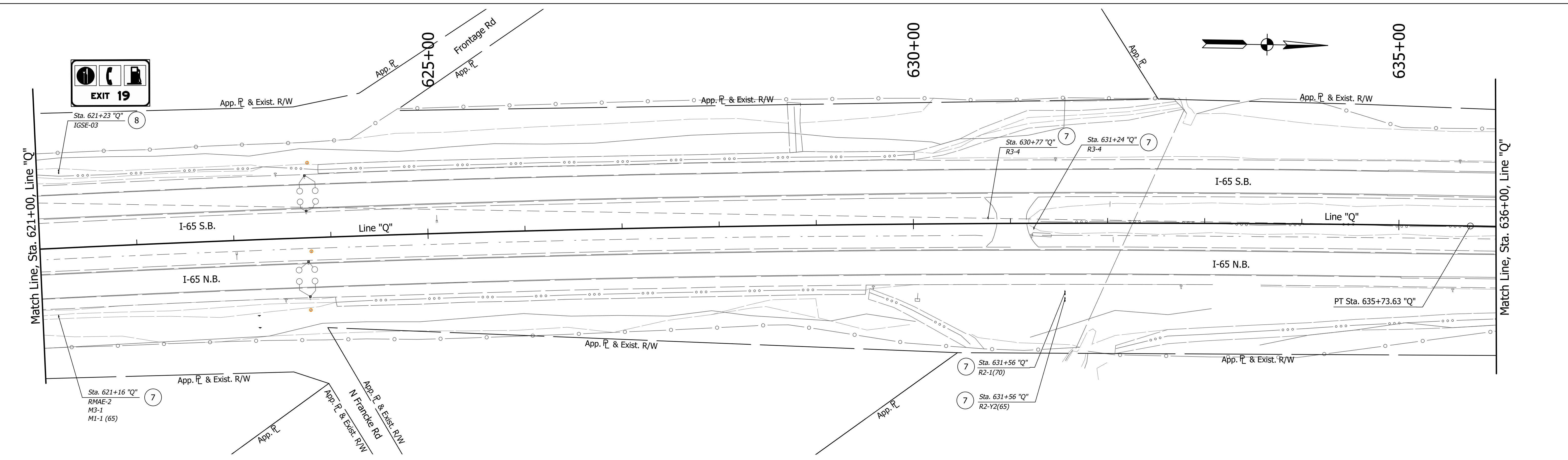
**INDIANA DEPARTMENT OF TRANSPORTATION**

**EXISTING SIGNING PLANS**

**I-65 ADDED TRAVEL LANES**

HORIZONTAL SCALE	BRIDGE FILE
1" = 50'	N/A
VERTICAL SCALE	DESIGNATION
N/A	1700135
SURVEY BOOK	SHEETS
N/A	09 of 115
CONTRACT	PROJECT
R-41529	1700135

DIRECTORY: F:\2020\20-4356 I-65 Added Travel Lanes\0 SheetDrawings\65 Signing\10 Signing Plans  
 FILE: 4356 SN06.dwg  
 PLOTTED BY: J.Eisenhauer  
 DATE: Nov 23, 2021 9:11am



- SIGN LEGEND**
- ① No Change Req'd to Exist. Sign and Supports
  - ② Remove Exist. Panel Sign from Ground Mounted Supports
  - ③ Remove Exist. Sheet Sign from Supports
  - ④ Remove Exist. Panel Sign from Overhead Sign Structure
  - ⑤ Remove Exist. Sheet Sign from Overhead Sign Structure
  - ⑥ Remove Exist. Sign Foundation
  - ⑦ Remove Exist. Sheet Sign and Supports
  - ⑧ Remove Exist. Ground Mounted Panel Sign, Supports, and Foundations
  - ⑨ Remove Exist. Overhead Sign, Supports, and Foundations
  - ⑩ Remove Exist. Sign and Bridge Bracket Assembly
  - ⑪ Remove Exist. Sheet Sign on New Supports
  - ⑫ Exist. Panel Sign on New Supports
  - Exist. Overhead Cantilever Sign Structure
  - Exist. Box Truss Structure
  - Exist. Ground Mounted Sheet Sign
  - Exist. Ground Mounted Panel Sign

- EXISTING SIGN CODES**
- IGDOE-X Existing Interstate Guide Directional Overhead Sign
  - IGDE-X Existing Interstate Guide Directional Sign
  - IBLE-X Existing Indiana Business Logo Sign
  - IGSE-X Existing Interstate Guide Service Sign
  - IGIOE-X Existing Interstate Guide Information Overhead Sign
  - RMAE-X Existing Route Marker Assembly
  - SMAE-X Existing Service Marker Assembly

**STAGE 2 PLANS**

RECOMMENDED FOR APPROVAL	DESIGN ENGINEER	DATE
DESIGNED: MRD	DRAWN: MRD	
CHECKED: SMD	CHECKED: RA/SMD	

**INDIANA DEPARTMENT OF TRANSPORTATION**

**EXISTING SIGNING PLANS**

**I-65 ADDED TRAVEL LANES**

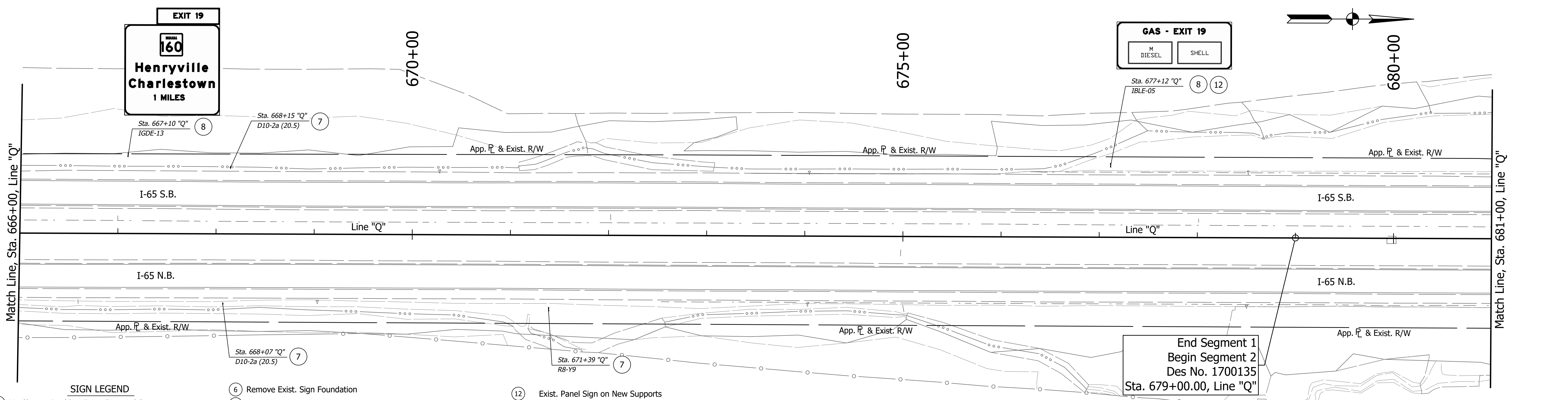
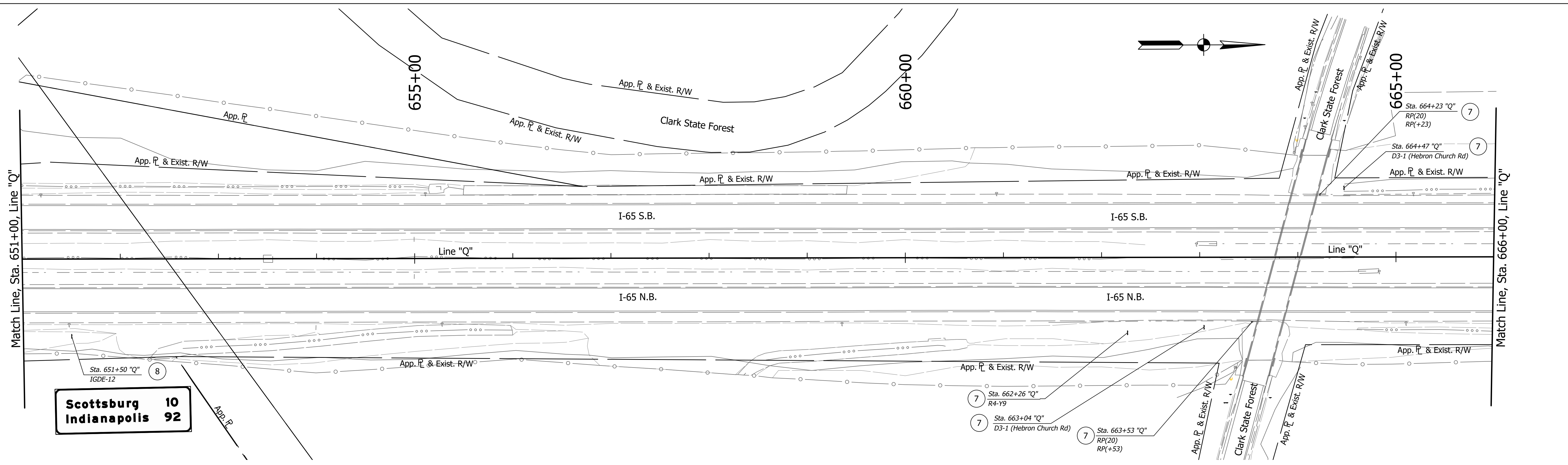
HORIZONTAL SCALE	BRIDGE FILE
1" = 50'	N/A
VERTICAL SCALE	DESIGNATION
N/A	1700135
SURVEY BOOK	SHEETS
N/A	10 of 115
CONTRACT	PROJECT
R-41529	1700135



**SUMMARY OF REMOVAL QUANTITIES:**

1. Remove Existing Sheet Sign and Supports 7 EACH
2. Remove Exist. Ground Mounted Panel Sign, Supports, and Foundation 3 EACH

DIRECTORY: F:\2020\20-4356 I-65 Added Travel Lanes\30 SheetDrawings\65 Signing\10 Signing Plans\...  
 FILE: ...4356 SNO7.dwg  
 PLOTTED BY: j.eisenhauer  
 DATE: ...Nov 23, 2021 9:11am



- SIGN LEGEND**
- (1) No Change Req'd to Exist. Sign and Supports
  - (2) Remove Exist. Panel Sign from Ground Mounted Supports
  - (3) Remove Exist. Sheet Sign from Supports
  - (4) Remove Exist. Panel Sign from Overhead Sign Structure
  - (5) Remove Exist. Sheet Sign from Overhead Sign Structure
  - (6) Remove Exist. Sign Foundation
  - (7) Remove Exist. Sheet Sign and Supports
  - (8) Remove Exist. Ground Mounted Panel Sign, Supports, and Foundations
  - (9) Remove Exist. Overhead Sign, Supports, and Foundations
  - (10) Remove Exist. Sign and Bridge Bracket Assembly
  - (11) Exist. Sheet Sign on New Supports
  - (12) Exist. Panel Sign on New Supports
  - Exist. Overhead Cantilever Sign Structure
  - Exist. Box Truss Structure
  - Exist. Ground Mounted Sheet Sign
  - Exist. Ground Mounted Panel Sign

**SUMMARY OF REMOVAL QUANTITIES:**

- Remove Existing Sheet Sign and Supports 7 EACH
- Remove Exist. Ground Mounted Panel Sign, Supports, and Foundation 3 EACH

DATE	REVISION

EXISTING SIGN CODES	DESCRIPTION
IGDOE-X	Existing Interstate Guide Directional Overhead Sign
IGDE-X	Existing Interstate Guide Directional Sign
IBLE-X	Existing Indiana Business Logo Sign
IGSE-X	Existing Interstate Guide Service Sign
IGIOE-X	Existing Interstate Guide Information Overhead Sign
RMAE-X	Existing Route Marker Assembly
SMAE-X	Existing Service Marker Assembly

**STAGE 2 PLANS**

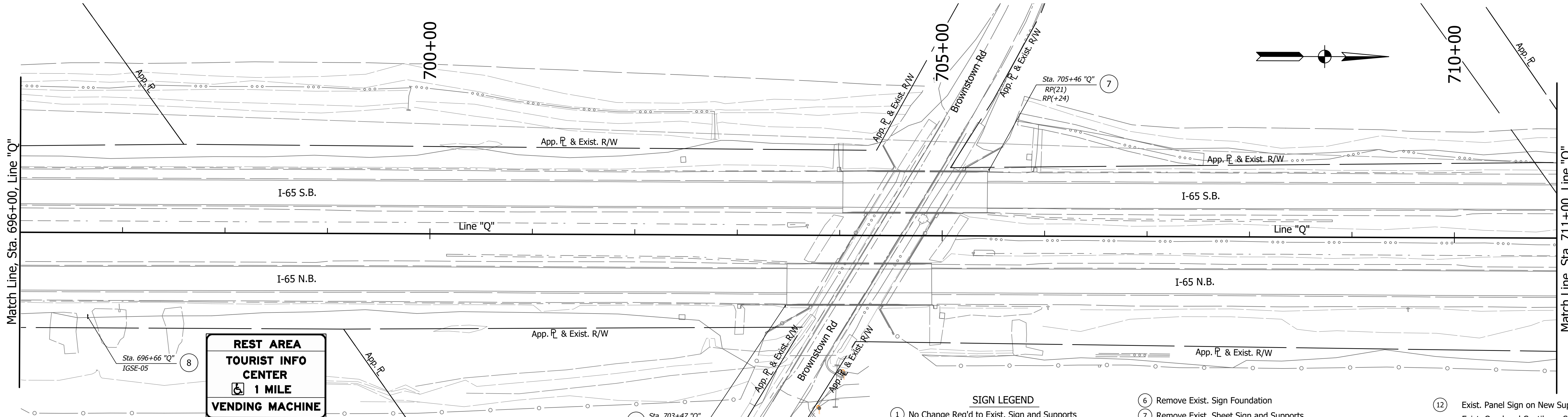
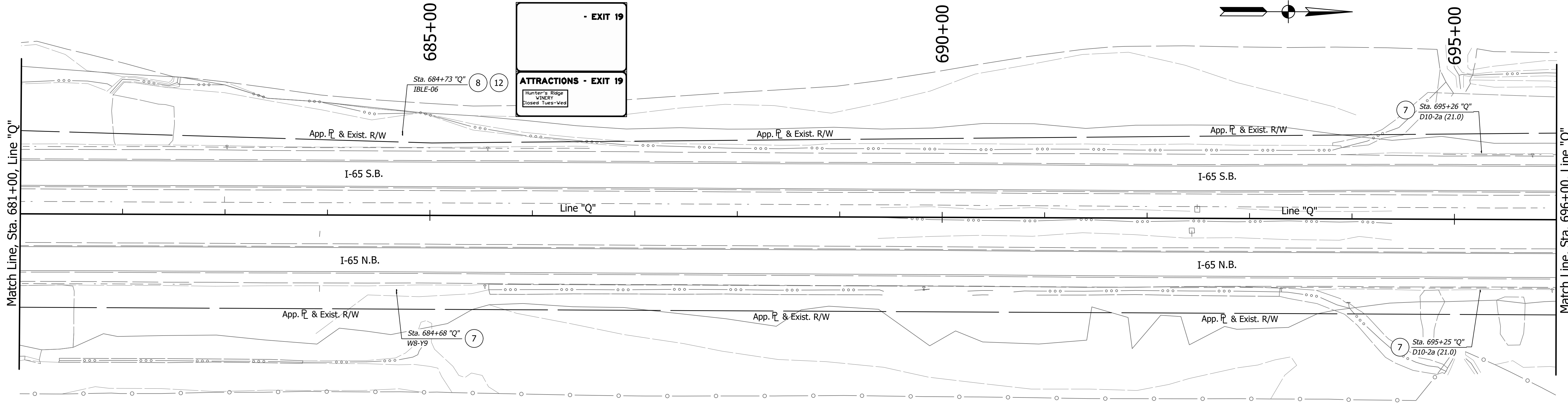
RECOMMENDED FOR APPROVAL	DESIGN ENGINEER	DATE
DESIGNED: MRD	DRAWN: MRD	
CHECKED: SMD	CHECKED: RA/SMD	

**INDIANA  
DEPARTMENT OF TRANSPORTATION**

**EXISTING SIGNING PLANS  
I-65 ADDED TRAVEL LANES**

HORIZONTAL SCALE	BRIDGE FILE
1" = 50'	N/A
VERTICAL SCALE	DESIGNATION
N/A	1700135
SURVEY BOOK	SHEETS
N/A	11 of 115
CONTRACT	PROJECT
R-41529	1700135

DIRECTORY: F:\2020\20-4356 I-65 Added Travel Lanes\10 Signing Plans\10 Signing Plans  
 FILE: 4356 SN08.dwg  
 PLOTTED BY: jfeinhouer  
 DATE: Nov 23, 2021 9:12am



**SUMMARY OF REMOVAL QUANTITIES:**

1. Remove Existing Sheet Sign and Supports 5 EACH
2. Remove Exist. Ground Mounted Panel Sign, Supports, and Foundation 2 EACH

- SIGN LEGEND**
- ① No Change Req'd to Exist. Sign and Supports
  - ② Remove Exist. Panel Sign from Ground Mounted Supports
  - ③ Remove Exist. Sheet Sign from Supports
  - ④ Remove Exist. Panel Sign from Overhead Sign Structure
  - ⑤ Remove Exist. Sheet Sign from Overhead Sign Structure
  - ⑥ Remove Exist. Sign Foundation
  - ⑦ Remove Exist. Sheet Sign and Supports
  - ⑧ Remove Exist. Ground Mounted Panel Sign, Supports, and Foundations
  - ⑨ Remove Exist. Overhead Sign, Supports, and Foundations
  - ⑩ Remove Exist. Sign and Bridge Bracket Assembly
  - ⑪ Exist. Sheet Sign on New Supports
  - ⑫ Exist. Panel Sign on New Supports
  - Exist. Overhead Cantilever Sign Structure
  - Exist. Box Truss Structure
  - Exist. Ground Mounted Sheet Sign
  - Exist. Ground Mounted Panel Sign

EXISTING SIGN CODES	DESCRIPTION
IGDOE-X	Existing Interstate Guide Directional Overhead Sign
IGDE-X	Existing Interstate Guide Directional Sign
IBLE-X	Existing Indiana Business Logo Sign
IGSE-X	Existing Interstate Guide Service Sign
IGIOE-X	Existing Interstate Guide Information Overhead Sign
RMAE-X	Existing Route Marker Assembly
SMAE-X	Existing Service Marker Assembly

**STAGE 2 PLANS**

RECOMMENDED FOR APPROVAL	DESIGN ENGINEER	DATE
DESIGNED: MRD	DRAWN: MRD	
CHECKED: SMD	CHECKED: RA/SMD	

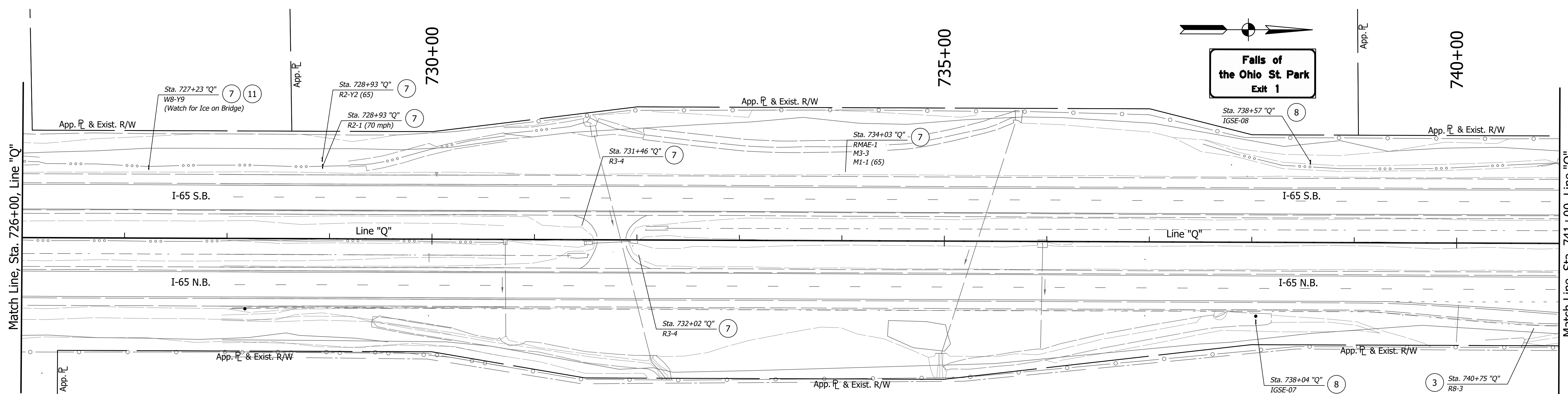
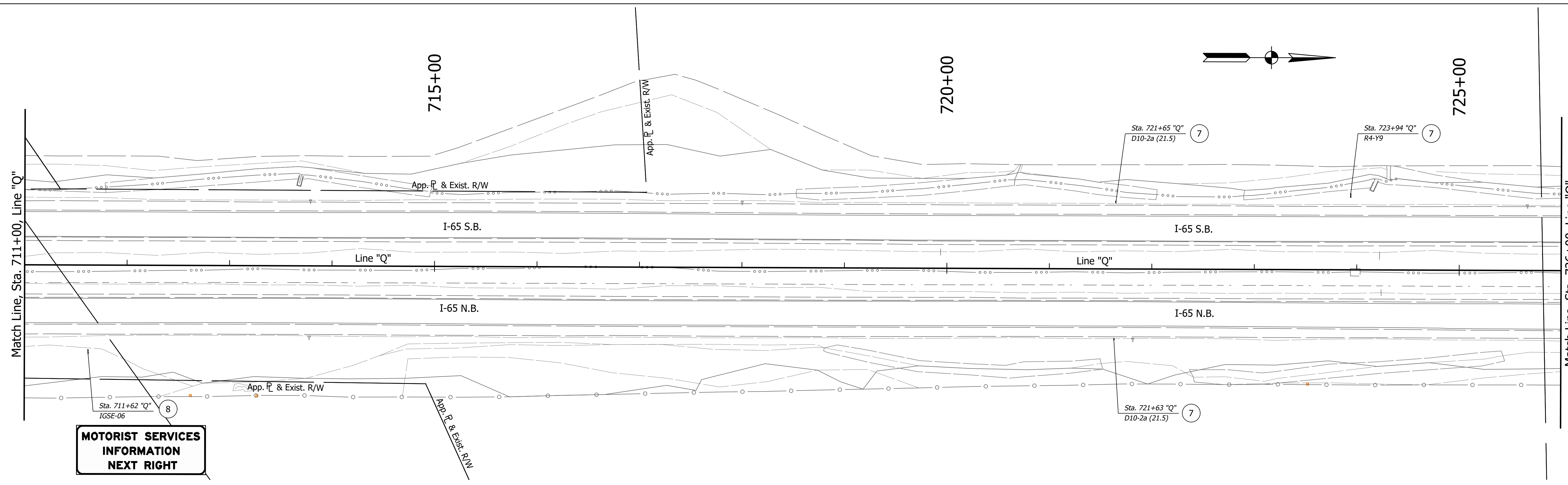
**INDIANA DEPARTMENT OF TRANSPORTATION**

**EXISTING SIGNING PLANS**

**I-65 ADDED TRAVEL LANES**

HORIZONTAL SCALE	BRIDGE FILE
1" = 50'	N/A
VERTICAL SCALE	DESIGNATION
N/A	1700135
SURVEY BOOK	SHEETS
N/A	12 of 115
CONTRACT	PROJECT
R-41529	1700135

DIRECTORY: F:\2020\20-4356-65 Added Travel Lanes\10 Signing Plans\10 Signing Plans  
 FILE: 4356 SN09.dwg  
 PLOTTED BY: jebenhauer  
 DATE: Nov 23, 2021 9:12am



- SIGN LEGEND**
- ① No Change Req'd to Exist. Sign and Supports
  - ② Remove Exist. Panel Sign from Ground Mounted Supports
  - ③ Remove Exist. Sheet Sign from Supports
  - ④ Remove Exist. Panel Sign from Overhead Sign Structure
  - ⑤ Remove Exist. Sheet Sign from Overhead Sign Structure
  - ⑥ Remove Exist. Sign Foundation
  - ⑦ Remove Exist. Sheet Sign and Supports
  - ⑧ Remove Exist. Ground Mounted Panel Sign, Supports, and Foundations
  - ⑨ Remove Exist. Overhead Sign, Supports, and Foundations
  - ⑩ Remove Exist. Sign and Bridge Bracket Assembly
  - ⑪ Exist. Sheet Sign on New Supports
  - ⑫ Exist. Panel Sign on New Supports
  - Exist. Overhead Cantilever Sign Structure
  - Exist. Box Truss Structure
  - Exist. Ground Mounted Sheet Sign
  - Exist. Ground Mounted Panel Sign

**SUMMARY OF REMOVAL QUANTITIES:**

- Remove Existing Sheet Sign and Supports 9 EACH
- Remove Exist. Ground Mounted Panel Sign, Supports, and Foundation 3 EACH
- Remove Existing Sheet Sign from Supports 1 EACH

DATE	REVISION

EXISTING SIGN CODES	DESCRIPTION
IGDOE-X	Existing Interstate Guide Directional Overhead Sign
IGDE-X	Existing Interstate Guide Directional Sign
IBLE-X	Existing Indiana Business Logo Sign
IGSE-X	Existing Interstate Guide Service Sign
IGIOE-X	Existing Interstate Guide Information Overhead Sign
RMAE-X	Existing Route Marker Assembly
SMAE-X	Existing Service Marker Assembly

**STAGE 2 PLANS**

RECOMMENDED FOR APPROVAL	DESIGN ENGINEER	DATE
DESIGNED: MRD	DRAWN: MRD	
CHECKED: SMD	CHECKED: RA/SMD	

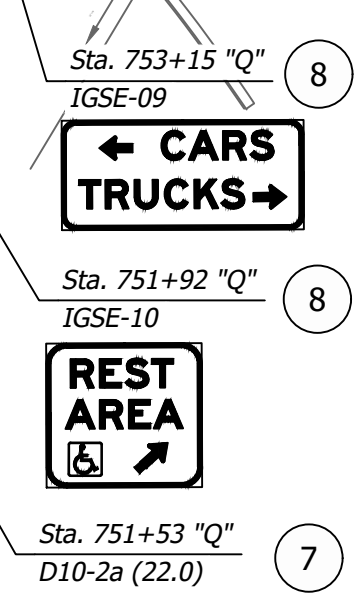
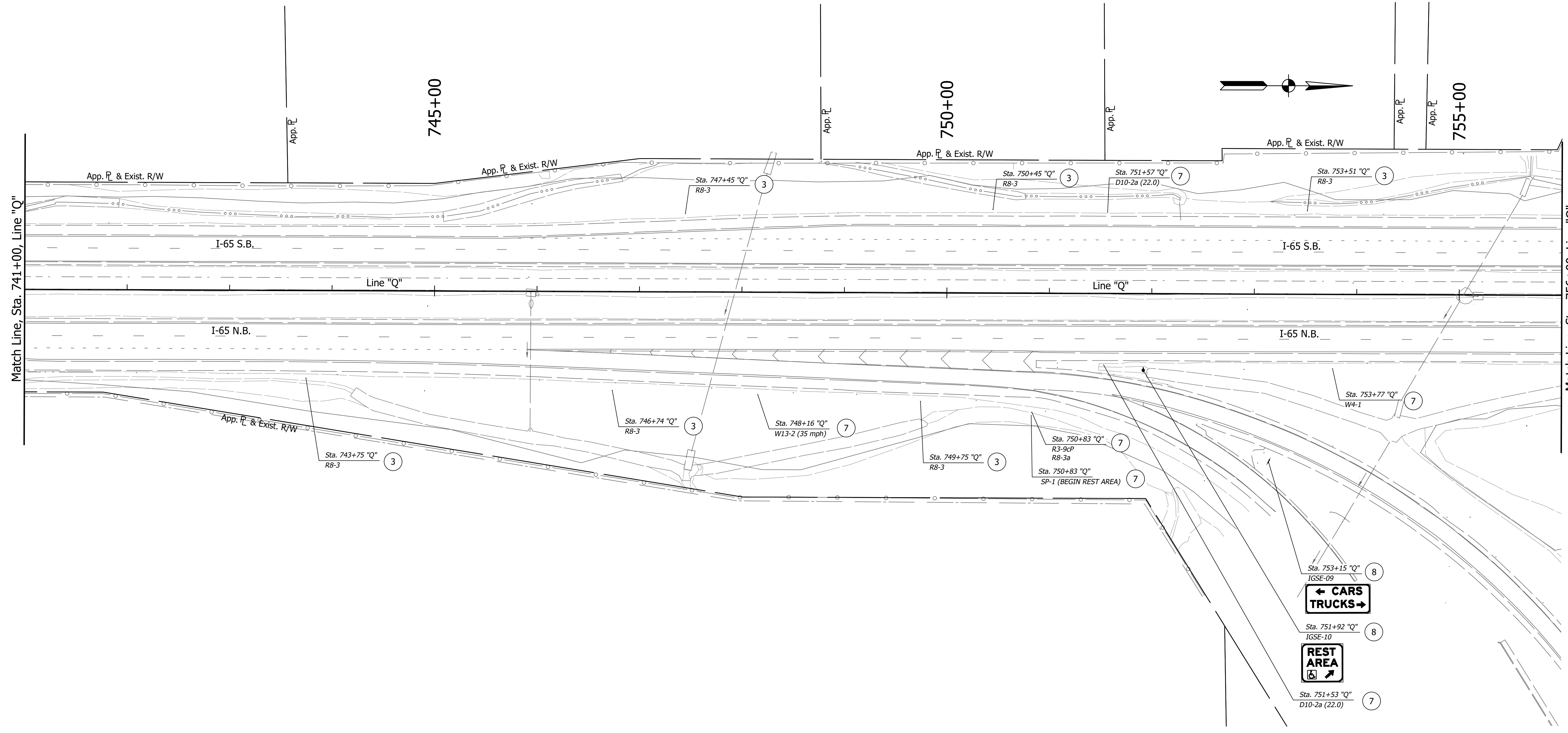
**INDIANA DEPARTMENT OF TRANSPORTATION**

**EXISTING SIGNING PLANS**

**I-65 ADDED TRAVEL LANES**

HORIZONTAL SCALE	BRIDGE FILE
1" = 50'	N/A
VERTICAL SCALE	DESIGNATION
N/A	1700135
SURVEY BOOK	SHEETS
N/A	13 of 115
CONTRACT	PROJECT
R-41529	1700135

DIRECTORY: F:\2020\20-4356 I-65 Added Travel Lanes\30 SheetDrawings\65 Signing\10 Signing Plans\...  
 FILE: ...4356 SNI10.dwg  
 DIMSCALE: 1/8" = 1'-0"  
 PLOTTED BY: jfehrhauer  
 DATE: Nov 23, 2021 9:12am



**SIGN LEGEND**

- |   |  |   |
|---|--|---|
| ① No Change Req'd to Exist. Sign and Supports           | ⑥ Remove Exist. Sign Foundation                                      | ⑫ Exist. Panel Sign on New Supports           |
| ② Remove Exist. Panel Sign from Ground Mounted Supports | ⑦ Remove Exist. Sheet Sign and Supports                              | —●— Exist. Overhead Cantilever Sign Structure |
| ③ Remove Exist. Sheet Sign from Supports                | ⑧ Remove Exist. Ground Mounted Panel Sign, Supports, and Foundations | —□— Exist. Box Truss Structure                |
| ④ Remove Exist. Panel Sign from Overhead Sign Structure | ⑨ Remove Exist. Overhead Sign, Supports, and Foundations             | —□— Exist. Ground Mounted Sheet Sign          |
| ⑤ Remove Exist. Sheet Sign from Overhead Sign Structure | ⑩ Remove Exist. Sign and Bridge Bracket Assembly                     | —□— Exist. Ground Mounted Panel Sign          |
|   | ⑪ Exist. Sheet Sign on New Supports                                  |   |

SUMMARY OF REMOVAL QUANTITIES:	
1. Remove Existing Sheet Sign and Supports	6 EACH
2. Remove Exist. Ground Mounted Panel Sign, Supports, and Foundation	2 EACH
3. Remove Existing Sheet Sign from Supports	6 EACH

DATE	REVISION

EXISTING SIGN CODES	DESCRIPTION
IGDOE-X	Existing Interstate Guide Directional Overhead Sign
IGDE-X	Existing Interstate Guide Directional Sign
IBLE-X	Existing Indiana Business Logo Sign
IGSE-X	Existing Interstate Guide Service Sign
IGIOE-X	Existing Interstate Guide Information Overhead Sign
RMAE-X	Existing Route Marker Assembly
SMAE-X	Existing Service Marker Assembly

**STAGE 2 PLANS**

RECOMMENDED FOR APPROVAL	DESIGN ENGINEER	DATE
DESIGNED: MRD	DRAWN: MRD	
CHECKED: SMD	CHECKED: RA/SMD	

**INDIANA DEPARTMENT OF TRANSPORTATION**

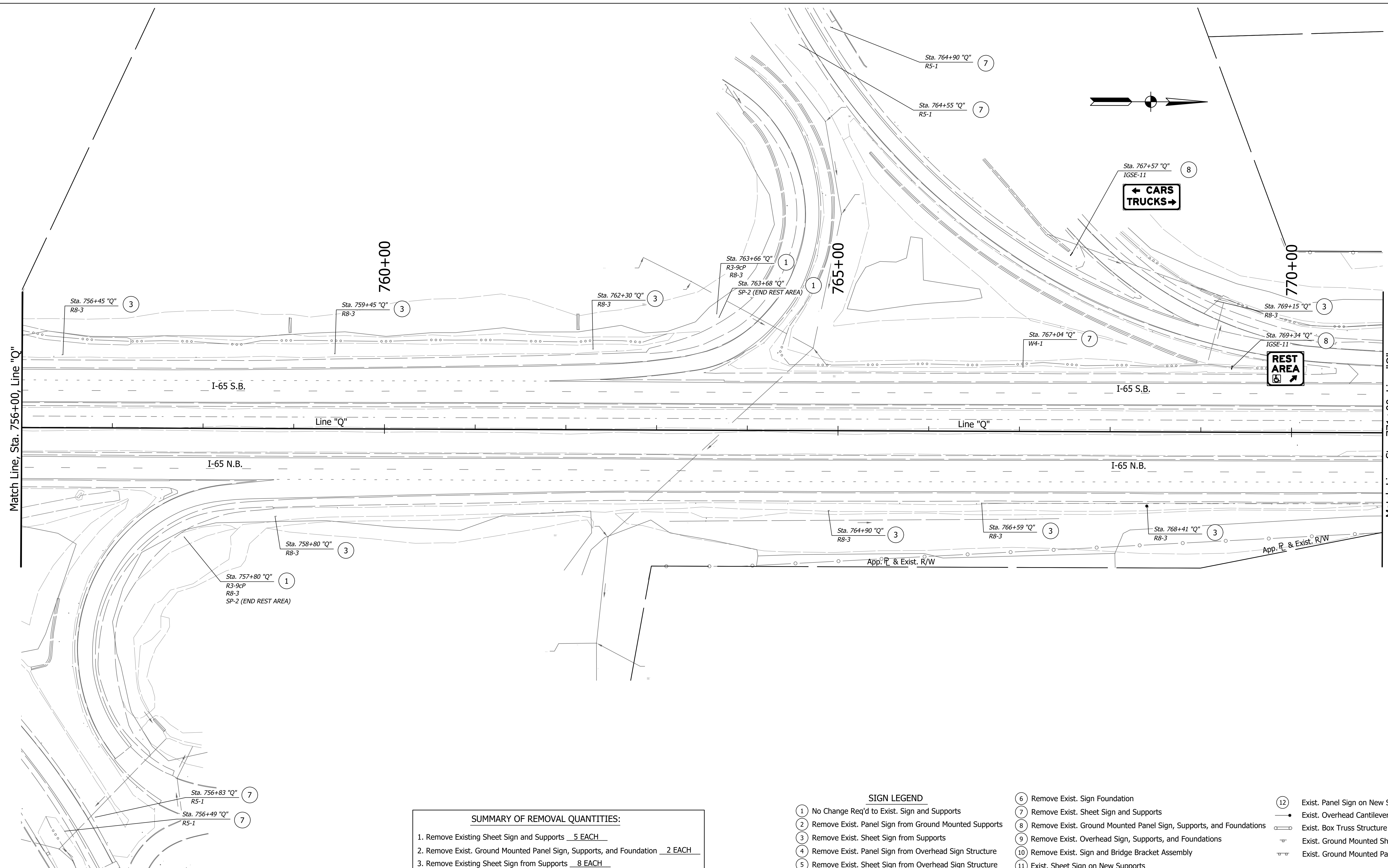
**EXISTING SIGNING PLANS**

**I-65 ADDED TRAVEL LANES**

HORIZONTAL SCALE	BRIDGE FILE
1" = 50'	N/A
VERTICAL SCALE	DESIGNATION
N/A	1700135
SURVEY BOOK	SHEETS
N/A	14 of 115
CONTRACT	PROJECT
R-41529	1700135

DIRECTORY: F:\2020\20-4356 I-65 Added Travel Lanes\30 SheetDrawings\65 Signing\10 Signing Plans  
 FILE: 4356 SNI1.dwg  
 PLOTTED BY: jebenhauer  
 DATE: Nov 23, 2021 9:12am

DIRECTORY: F:\2020\20-4356 I-65 Added Travel Lanes\05 Signing\10 Signing Plans\10  
 FILE: 20-4356 SNTA.dwg  
 PLOTTED BY: J.Eisenhauer  
 DATE: Nov 23, 2021 9:13am



SUMMARY OF REMOVAL QUANTITIES:	
1. Remove Existing Sheet Sign and Supports	5 EACH
2. Remove Exist. Ground Mounted Panel Sign, Supports, and Foundation	2 EACH
3. Remove Existing Sheet Sign from Supports	8 EACH

- SIGN LEGEND**
- ① No Change Req'd to Exist. Sign and Supports
  - ② Remove Exist. Panel Sign from Ground Mounted Supports
  - ③ Remove Exist. Sheet Sign from Supports
  - ④ Remove Exist. Panel Sign from Overhead Sign Structure
  - ⑤ Remove Exist. Sheet Sign from Overhead Sign Structure
  - ⑥ Remove Exist. Sign Foundation
  - ⑦ Remove Exist. Sheet Sign and Supports
  - ⑧ Remove Exist. Ground Mounted Panel Sign, Supports, and Foundations
  - ⑨ Remove Exist. Overhead Sign, Supports, and Foundations
  - ⑩ Remove Exist. Sign and Bridge Bracket Assembly
  - ⑪ Exist. Sheet Sign on New Supports
  - ⑫ Exist. Panel Sign on New Supports
  - Exist. Overhead Cantilever Sign Structure
  - Exist. Box Truss Structure
  - Exist. Ground Mounted Sheet Sign
  - Exist. Ground Mounted Panel Sign

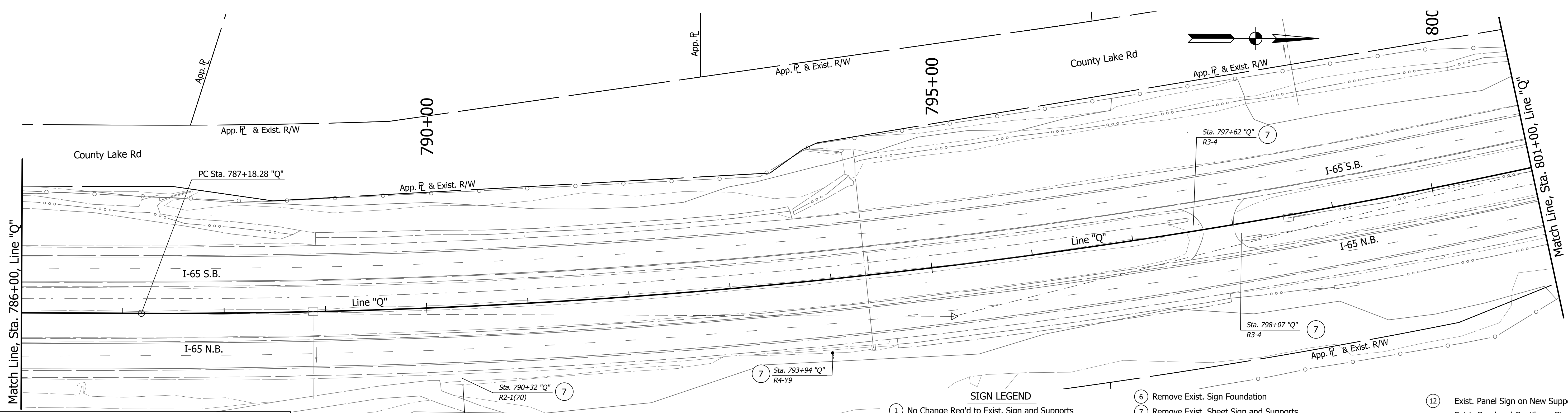
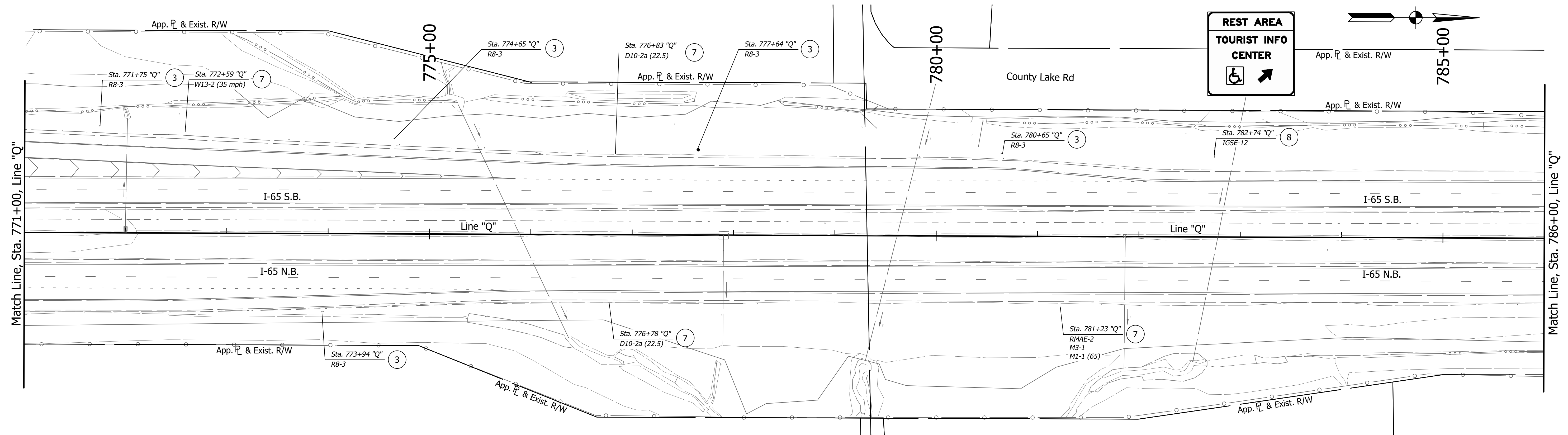
DATE	REVISION

EXISTING SIGN CODES	DESCRIPTION
IGDOE-X	Existing Interstate Guide Directional Overhead Sign
IGDE-X	Existing Interstate Guide Directional Sign
IBLE-X	Existing Indiana Business Logo Sign
IGSE-X	Existing Interstate Guide Service Sign
IGIOE-X	Existing Interstate Guide Information Overhead Sign
RMAE-X	Existing Route Marker Assembly
SMAE-X	Existing Service Marker Assembly

<b>STAGE 2 PLANS</b>	RECOMMENDED FOR APPROVAL _____	DESIGN ENGINEER _____	DATE _____
	DESIGNED: _____ MRD	DRAWN: _____ MRD	
	CHECKED: _____ SMD	CHECKED: _____ RA/SMD	

**INDIANA**  
**DEPARTMENT OF TRANSPORTATION**  
**EXISTING SIGNING PLANS**  
**I-65 ADDED TRAVEL LANES**

HORIZONTAL SCALE	BRIDGE FILE
1" = 50'	N/A
VERTICAL SCALE	DESIGNATION
N/A	1700135
SURVEY BOOK	SHEETS
N/A	15 of 115
CONTRACT	PROJECT
R-41529	1700135



**SUMMARY OF REMOVAL QUANTITIES:**

1. Remove Existing Sheet Sign and Supports 9 EACH
2. Remove Exist. Ground Mounted Panel Sign, Supports, and Foundation 1 EACH
3. Remove Existing Sheet Sign from Supports 5 EACH

- SIGN LEGEND**
- ① No Change Req'd to Exist. Sign and Supports
  - ② Remove Exist. Panel Sign from Ground Mounted Supports
  - ③ Remove Exist. Sheet Sign from Supports
  - ④ Remove Exist. Panel Sign from Overhead Sign Structure
  - ⑤ Remove Exist. Sheet Sign from Overhead Sign Structure
  - ⑥ Remove Exist. Sign Foundation
  - ⑦ Remove Exist. Sheet Sign and Supports
  - ⑧ Remove Exist. Ground Mounted Panel Sign, Supports, and Foundations
  - ⑨ Remove Exist. Overhead Sign, Supports, and Foundations
  - ⑩ Remove Exist. Sign and Bridge Bracket Assembly
  - ⑪ Exist. Sheet Sign on New Supports
  - ⑫ Exist. Panel Sign on New Supports
  - Exist. Overhead Cantilever Sign Structure
  - Exist. Box Truss Structure
  - Exist. Ground Mounted Sheet Sign
  - Exist. Ground Mounted Panel Sign

DIRECTORY: F:\2020\20-4356 I-65 Added Travel Lanes\10 Signing Plans\10 Signing Plans  
 FILE: 2020-4356 SNI2.dwg  
 PLOTTED BY: jebenhauer  
 DATE: Nov 23, 2021 9:13am

DATE	REVISION

EXISTING SIGN CODES	DESCRIPTION
IGDOE-X	Existing Interstate Guide Directional Overhead Sign
IGDE-X	Existing Interstate Guide Directional Sign
IBLE-X	Existing Indiana Business Logo Sign
IGSE-X	Existing Interstate Guide Service Sign
IGIOE-X	Existing Interstate Guide Information Overhead Sign
RMAE-X	Existing Route Marker Assembly
SMAE-X	Existing Service Marker Assembly

**STAGE 2 PLANS**

RECOMMENDED FOR APPROVAL	DESIGN ENGINEER	DATE
DESIGNED: MRD	DRAWN: MRD	
CHECKED: SMD	CHECKED: RA/SMD	

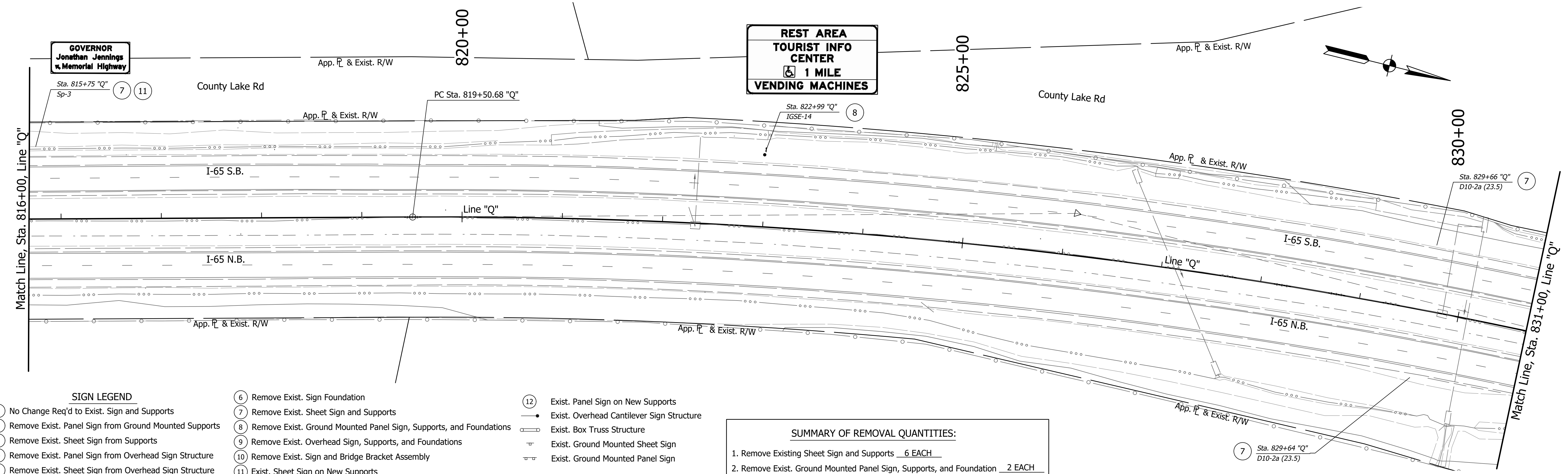
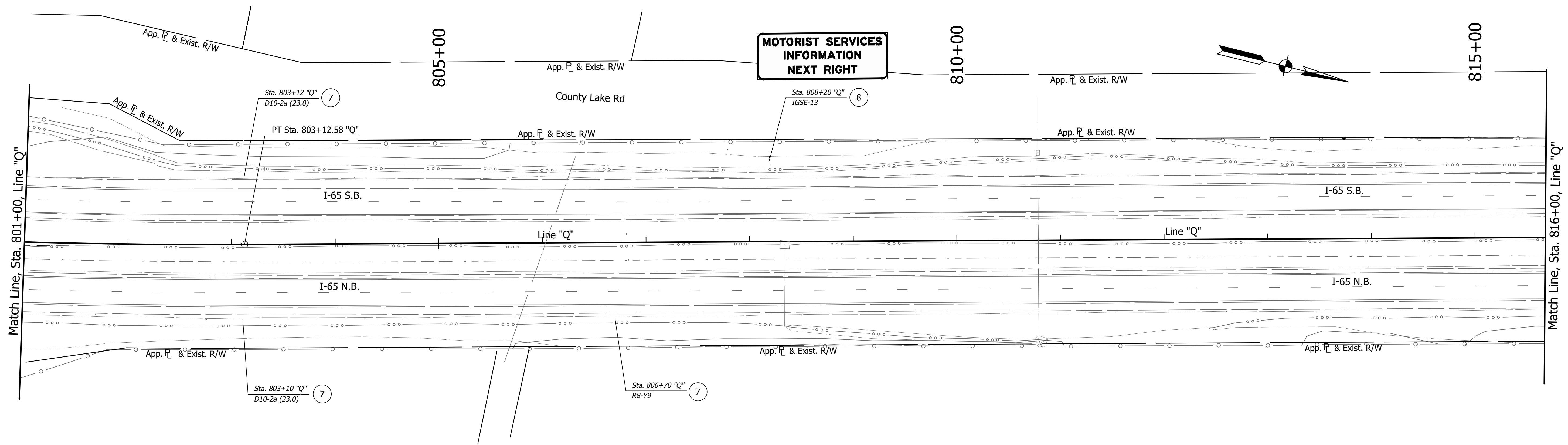
**INDIANA DEPARTMENT OF TRANSPORTATION**

**EXISTING SIGNING PLANS**

**I-65 ADDED TRAVEL LANES**

HORIZONTAL SCALE	BRIDGE FILE
1" = 50'	N/A
VERTICAL SCALE	DESIGNATION
N/A	1700135
SURVEY BOOK	SHEETS
N/A	16 of 115
CONTRACT	PROJECT
R-41529	1700135





- SIGN LEGEND**
- ① No Change Req'd to Exist. Sign and Supports
  - ② Remove Exist. Panel Sign from Ground Mounted Supports
  - ③ Remove Exist. Sheet Sign from Supports
  - ④ Remove Exist. Panel Sign from Overhead Sign Structure
  - ⑤ Remove Exist. Sheet Sign from Overhead Sign Structure
  - ⑥ Remove Exist. Sign Foundation
  - ⑦ Remove Exist. Sheet Sign and Supports
  - ⑧ Remove Exist. Ground Mounted Panel Sign, Supports, and Foundations
  - ⑨ Remove Exist. Overhead Sign, Supports, and Foundations
  - ⑩ Remove Exist. Sign and Bridge Bracket Assembly
  - ⑪ Exist. Sheet Sign on New Supports
  - ⑫ Exist. Panel Sign on New Supports
  - Exist. Overhead Cantilever Sign Structure
  - Exist. Box Truss Structure
  - Exist. Ground Mounted Sheet Sign
  - Exist. Ground Mounted Panel Sign

**SUMMARY OF REMOVAL QUANTITIES:**

- Remove Existing Sheet Sign and Supports 6 EACH
- Remove Exist. Ground Mounted Panel Sign, Supports, and Foundation 2 EACH

DATE	REVISION

EXISTING SIGN CODES	DESCRIPTION
IGDOE-X	Existing Interstate Guide Directional Overhead Sign
IGDE-X	Existing Interstate Guide Directional Sign
IBLE-X	Existing Indiana Business Logo Sign
IGSE-X	Existing Interstate Guide Service Sign
IGIOE-X	Existing Interstate Guide Information Overhead Sign
RMAE-X	Existing Route Marker Assembly
SMAE-X	Existing Service Marker Assembly

**STAGE 2 PLANS**

RECOMMENDED FOR APPROVAL	DESIGN ENGINEER	DATE
DESIGNED: MRD	DRAWN: MRD	
CHECKED: SMD	CHECKED: RA/SMD	

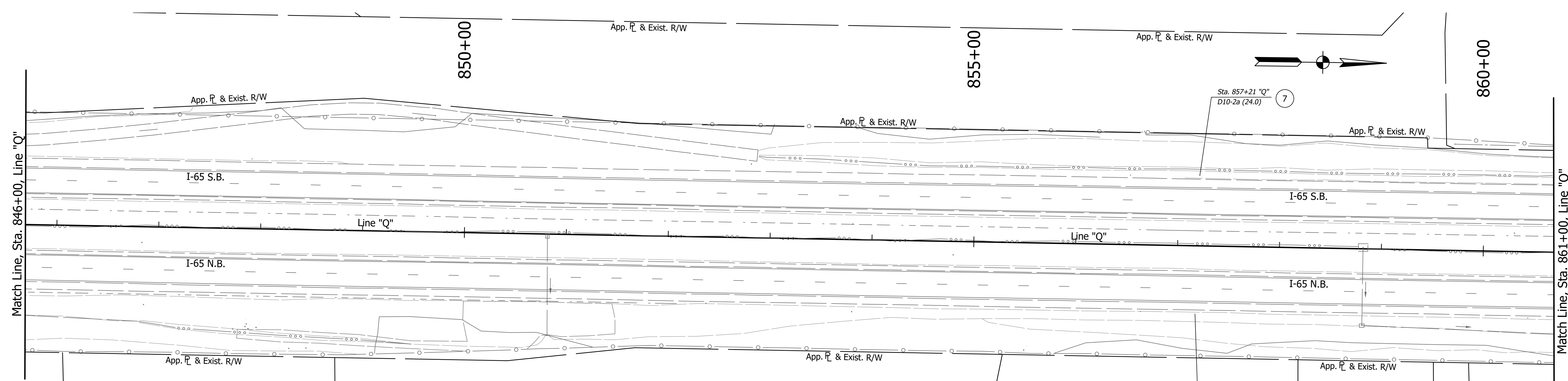
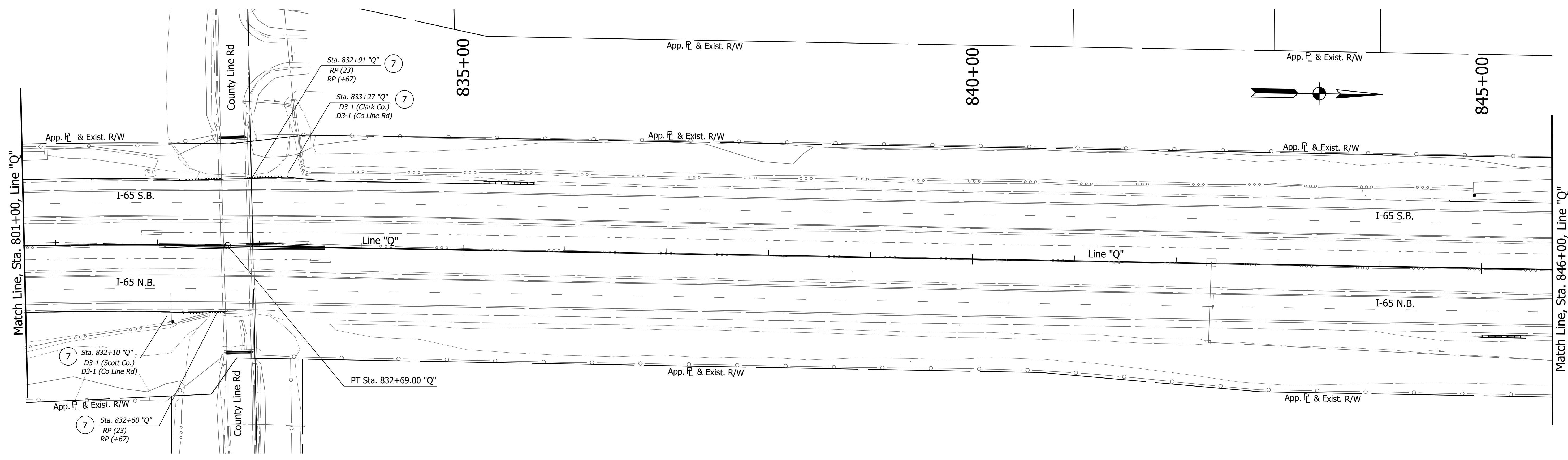
**INDIANA DEPARTMENT OF TRANSPORTATION**

**EXISTING SIGNING PLANS**

**I-65 ADDED TRAVEL LANES**

HORIZONTAL SCALE	BRIDGE FILE
1" = 50'	N/A
VERTICAL SCALE	DESIGNATION
N/A	1700135
SURVEY BOOK	SHEETS
N/A	17 of 115
CONTRACT	PROJECT
R-41529	1700135

DIRECTORY: F:\2020\20-4356 I-65 Added Travel Lanes\30 SheetDrawings\65 Signing\10 Signing Plans\...  
 FILE: ...4356 SNI3.dwg  
 PLOTTED BY: jebenhauer  
 DATE: ...Nov 23, 2021 9:15am



**SIGN LEGEND**

- ① No Change Req'd to Exist. Sign and Supports
- ② Remove Exist. Panel Sign from Ground Mounted Supports
- ③ Remove Exist. Sheet Sign from Supports
- ④ Remove Exist. Panel Sign from Overhead Sign Structure
- ⑤ Remove Exist. Sheet Sign from Overhead Sign Structure
- ⑥ Remove Exist. Sign Foundation
- ⑦ Remove Exist. Sheet Sign and Supports
- ⑧ Remove Exist. Ground Mounted Panel Sign, Supports, and Foundations
- ⑨ Remove Exist. Overhead Sign, Supports, and Foundations
- ⑩ Remove Exist. Sign and Bridge Bracket Assembly
- ⑪ Exist. Sheet Sign on New Supports
- ⑫ Exist. Panel Sign on New Supports
- Exist. Overhead Cantilever Sign Structure
- Exist. Box Truss Structure
- Exist. Ground Mounted Sheet Sign
- Exist. Ground Mounted Panel Sign

**SUMMARY OF REMOVAL QUANTITIES:**

1. Remove Existing Sheet Sign and Supports 6 EACH

DATE	REVISION

EXISTING SIGN CODES	
IGDOE-X	Existing Interstate Guide Directional Overhead Sign
IGDE-X	Existing Interstate Guide Directional Sign
IBLE-X	Existing Indiana Business Logo Sign
IGSE-X	Existing Interstate Guide Service Sign
IGIOE-X	Existing Interstate Guide Information Overhead Sign
RMAE-X	Existing Route Marker Assembly
SMAE-X	Existing Service Marker Assembly

**STAGE 2 PLANS**

RECOMMENDED FOR APPROVAL	DESIGN ENGINEER	DATE
DESIGNED: MRD	DRAWN: MRD	
CHECKED: SMD	CHECKED: RA/SMD	

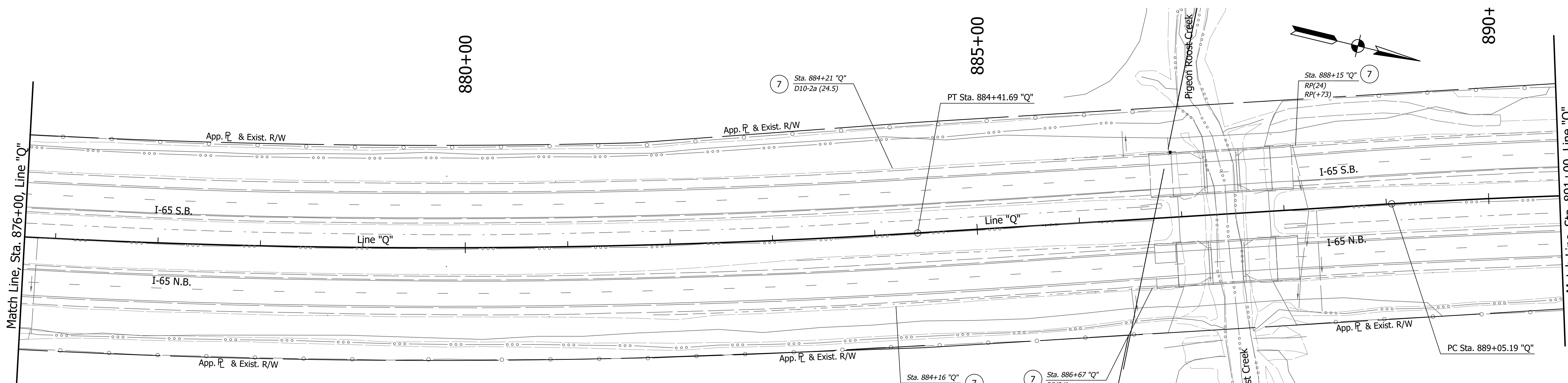
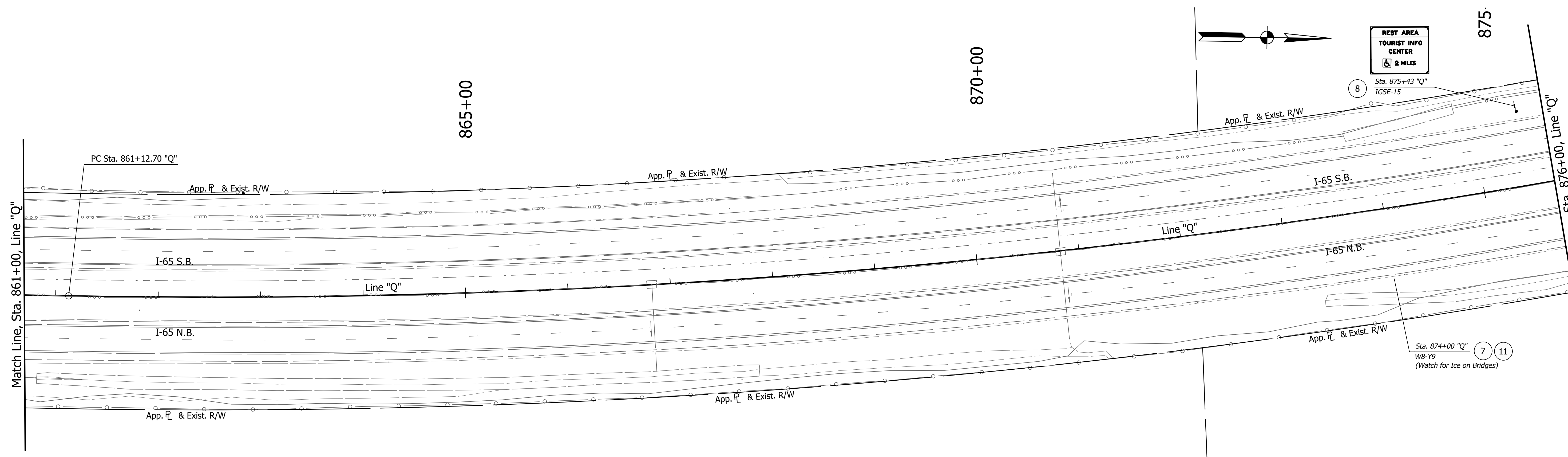
**INDIANA DEPARTMENT OF TRANSPORTATION**

**EXISTING SIGNING PLANS**

**I-65 ADDED TRAVEL LANES**

HORIZONTAL SCALE	BRIDGE FILE
1" = 50'	N/A
VERTICAL SCALE	DESIGNATION
N/A	1700135
SURVEY BOOK	SHEETS
N/A	18 of 115
CONTRACT	PROJECT
R-41529	1700135

DIRECTORY: F:\2020\20-4356 I-65 Added Travel Lanes\30 SheetDrawings\65 Signing\10 Signing Plans\1  
 FILE: 4356 S14.dwg  
 PLOTTED BY: jebenhauer  
 DATE: Nov 23, 2021 9:15am



- SIGN LEGEND**
- ① No Change Req'd to Exist. Sign and Supports
  - ② Remove Exist. Panel Sign from Ground Mounted Supports
  - ③ Remove Exist. Sheet Sign from Supports
  - ④ Remove Exist. Panel Sign from Overhead Sign Structure
  - ⑤ Remove Exist. Sheet Sign from Overhead Sign Structure
  - ⑥ Remove Exist. Sign Foundation
  - ⑦ Remove Exist. Sheet Sign and Supports
  - ⑧ Remove Exist. Ground Mounted Panel Sign, Supports, and Foundations
  - ⑨ Remove Exist. Overhead Sign, Supports, and Foundations
  - ⑩ Remove Exist. Sign and Bridge Bracket Assembly
  - ⑪ Exist. Sheet Sign on New Supports
  - ⑫ Exist. Panel Sign on New Supports
  - Exist. Overhead Cantilever Sign Structure
  - Exist. Box Truss Structure
  - Exist. Ground Mounted Sheet Sign
  - Exist. Ground Mounted Panel Sign

**SUMMARY OF REMOVAL QUANTITIES:**

1. Remove Existing Sheet Sign and Supports 5 EACH

2. Remove Exist. Ground Mounted Panel Sign, Supports, and Foundation 1 EACH

DIRECTORY: F:\2020\20-4356 I-65 Added Travel Lanes\30 SheetDrawings\65 Signing\10 Signing Plans  
 FILE: 4356 S15.dwg  
 PLOTTED BY: jebenhauer  
 DATE: Nov 23, 2021 9:15am

DATE	REVISION

EXISTING SIGN CODES	DESCRIPTION
IGDOE-X	Existing Interstate Guide Directional Overhead Sign
IGDE-X	Existing Interstate Guide Directional Sign
IBLE-X	Existing Indiana Business Logo Sign
IGSE-X	Existing Interstate Guide Service Sign
IGIOE-X	Existing Interstate Guide Information Overhead Sign
RMAE-X	Existing Route Marker Assembly
SMAE-X	Existing Service Marker Assembly

**STAGE 2 PLANS**

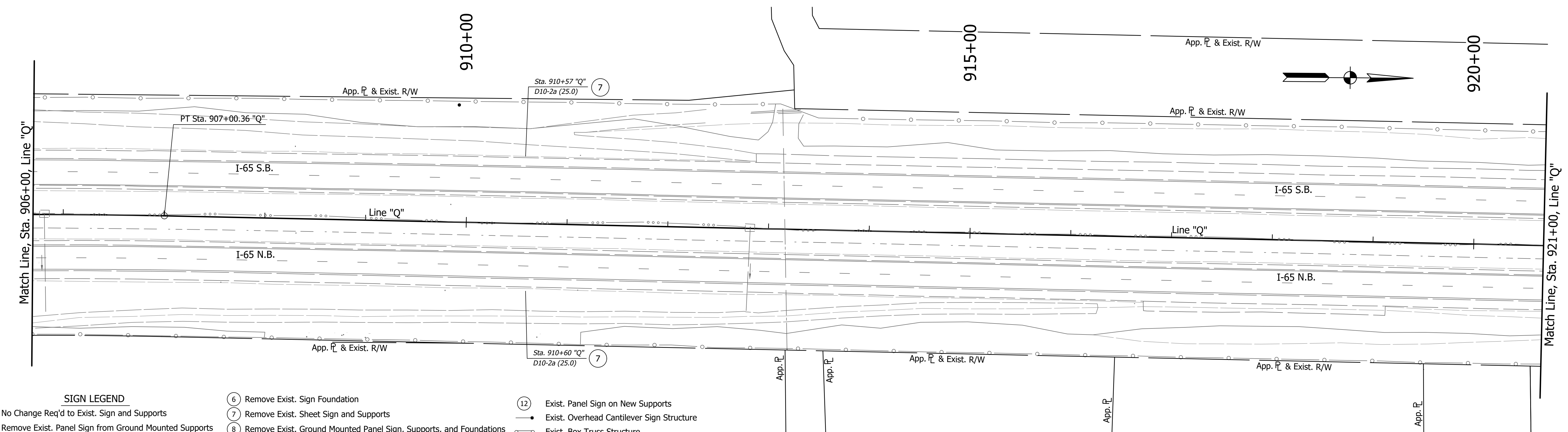
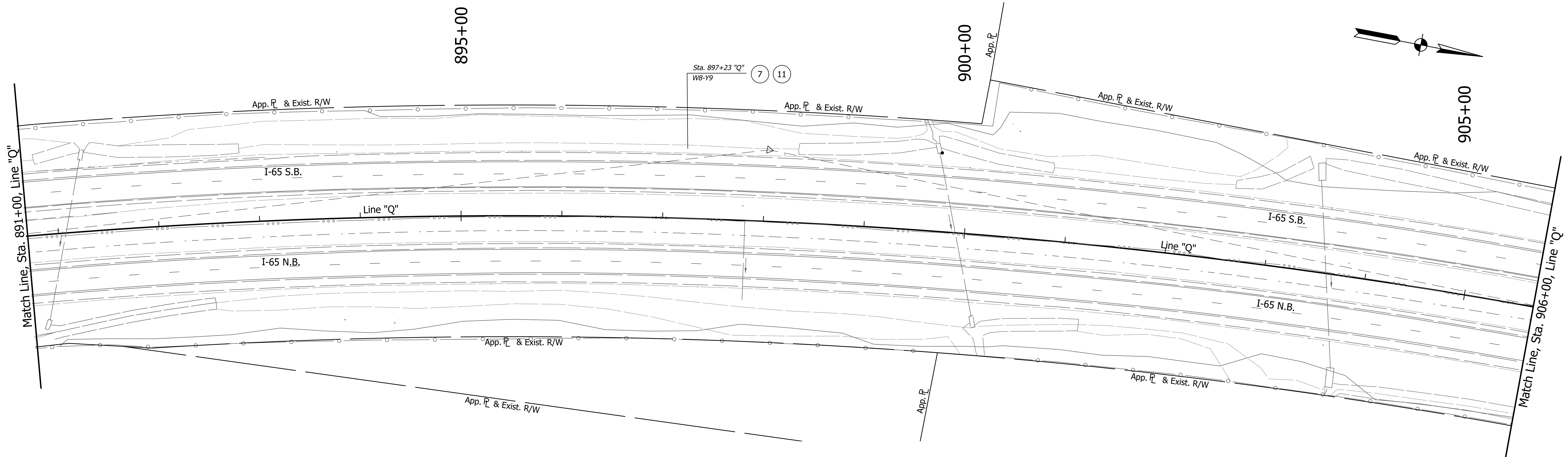
RECOMMENDED FOR APPROVAL	DESIGN ENGINEER	DATE
DESIGNED: MRD	DRAWN: MRD	
CHECKED: SMD	CHECKED: RA/SMD	

**INDIANA DEPARTMENT OF TRANSPORTATION**

**EXISTING SIGNING PLANS**

**I-65 ADDED TRAVEL LANES**

HORIZONTAL SCALE	BRIDGE FILE
1" = 50'	N/A
VERTICAL SCALE	DESIGNATION
N/A	1700135
SURVEY BOOK	SHEETS
N/A	19 of 115
CONTRACT	PROJECT
R-41529	1700135



- SIGN LEGEND**
- ① No Change Req'd to Exist. Sign and Supports
  - ② Remove Exist. Panel Sign from Ground Mounted Supports
  - ③ Remove Exist. Sheet Sign from Supports
  - ④ Remove Exist. Panel Sign from Overhead Sign Structure
  - ⑤ Remove Exist. Sheet Sign from Overhead Sign Structure
  - ⑥ Remove Exist. Sign Foundation
  - ⑦ Remove Exist. Sheet Sign and Supports
  - ⑧ Remove Exist. Ground Mounted Panel Sign, Supports, and Foundations
  - ⑨ Remove Exist. Overhead Sign, Supports, and Foundations
  - ⑩ Remove Exist. Sign and Bridge Bracket Assembly
  - ⑪ Exist. Sheet Sign on New Supports
  - ⑫ Exist. Panel Sign on New Supports
  - Exist. Overhead Cantilever Sign Structure
  - ▬ Exist. Box Truss Structure
  - ▬ Exist. Ground Mounted Sheet Sign
  - ▬ Exist. Ground Mounted Panel Sign

**SUMMARY OF REMOVAL QUANTITIES:**

1. Remove Existing Sheet Sign and Supports 3 EACH

DATE	REVISION

EXISTING SIGN CODES	DESCRIPTION
IGDOE-X	Existing Interstate Guide Directional Overhead Sign
IGDE-X	Existing Interstate Guide Directional Sign
IBLE-X	Existing Indiana Business Logo Sign
IGSE-X	Existing Interstate Guide Service Sign
IGIOE-X	Existing Interstate Guide Information Overhead Sign
RMAE-X	Existing Route Marker Assembly
SMAE-X	Existing Service Marker Assembly

**STAGE 2 PLANS**

RECOMMENDED FOR APPROVAL	DESIGN ENGINEER	DATE
DESIGNED: MRD	DRAWN: MRD	
CHECKED: SMD	CHECKED: RA/SMD	

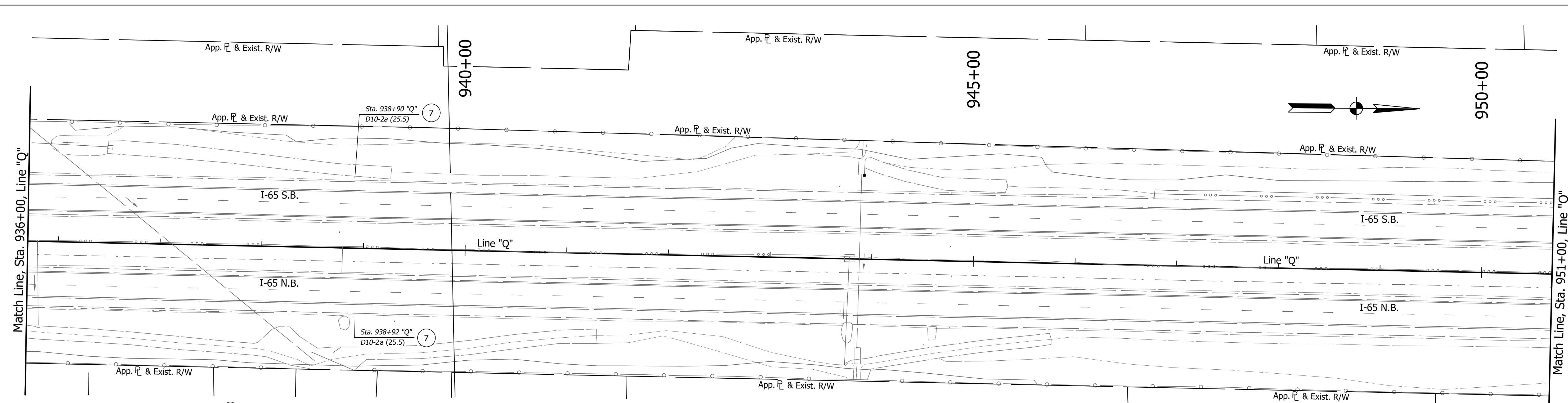
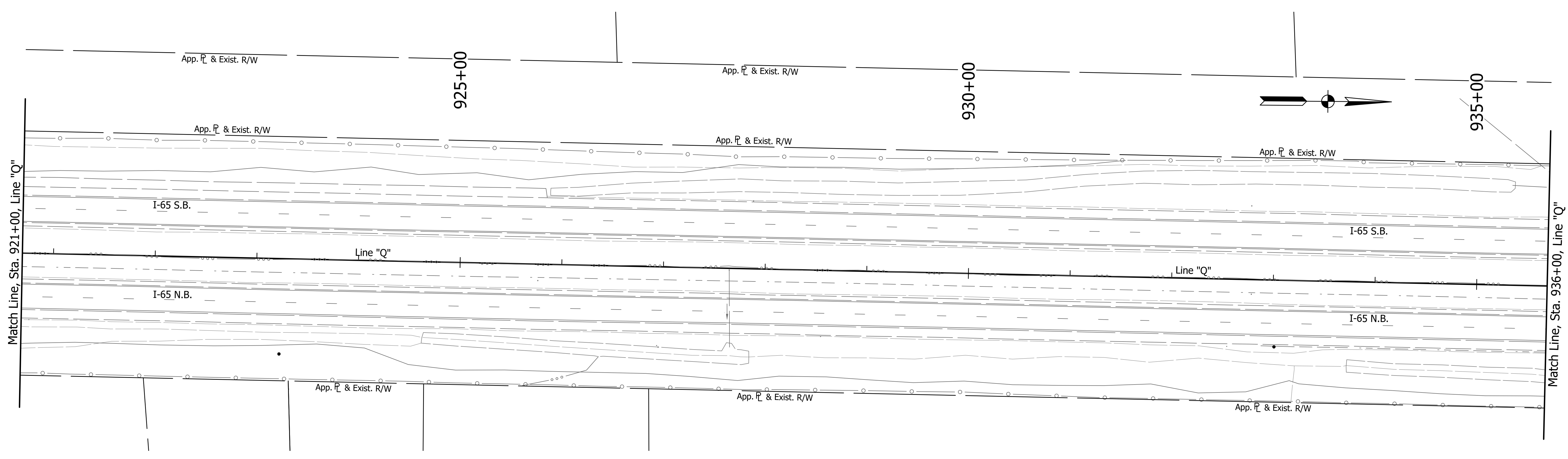
**INDIANA DEPARTMENT OF TRANSPORTATION**

**EXISTING SIGNING PLANS**

**I-65 ADDED TRAVEL LANES**

HORIZONTAL SCALE	BRIDGE FILE
1" = 50'	N/A
VERTICAL SCALE	DESIGNATION
N/A	1700135
SURVEY BOOK	SHEETS
N/A	20 of 115
CONTRACT	PROJECT
R-41529	1700135

DIRECTORY: F:\2020\20-4356 I-65 Added Travel Lanes\30 SheetDrawings\65 Signing\10 Signing Plans\...  
 FILE: ...4356 S16.dwg  
 PLOTTED BY: jebenhauer  
 DATE: ...Nov 23, 2021  
 9:16am



- SIGN LEGEND**
- ① No Change Req'd to Exist. Sign and Supports
  - ② Remove Exist. Panel Sign from Ground Mounted Supports
  - ③ Remove Exist. Sheet Sign from Supports
  - ④ Remove Exist. Panel Sign from Overhead Sign Structure
  - ⑤ Remove Exist. Sheet Sign from Overhead Sign Structure
  - ⑥ Remove Exist. Sign Foundation
  - ⑦ Remove Exist. Sheet Sign and Supports
  - ⑧ Remove Exist. Ground Mounted Panel Sign, Supports, and Foundations
  - ⑨ Remove Exist. Overhead Sign, Supports, and Foundations
  - ⑩ Remove Exist. Sign and Bridge Bracket Assembly
  - ⑪ Remove Exist. Sheet Sign on Overhead Sign Structure
  - ⑫ Exist. Panel Sign on New Supports
  - Exist. Overhead Cantilever Sign Structure
  - ▭ Exist. Box Truss Structure
  - ▭ Exist. Ground Mounted Sheet Sign
  - ▭ Exist. Ground Mounted Panel Sign

**SUMMARY OF REMOVAL QUANTITIES:**

1. Remove Existing Sheet Sign and Supports 2 EACH

DATE	REVISION

EXISTING SIGN CODES	DESCRIPTION
IGDOE-X	Existing Interstate Guide Directional Overhead Sign
IGDE-X	Existing Interstate Guide Directional Sign
IBLE-X	Existing Indiana Business Logo Sign
IGSE-X	Existing Interstate Guide Service Sign
IGIOE-X	Existing Interstate Guide Information Overhead Sign
RMAE-X	Existing Route Marker Assembly
SMAE-X	Existing Service Marker Assembly

**STAGE 2 PLANS**

RECOMMENDED FOR APPROVAL	DESIGN ENGINEER	DATE
DESIGNED: MRD	DRAWN: MRD	
CHECKED: SMD	CHECKED: RA/SMD	

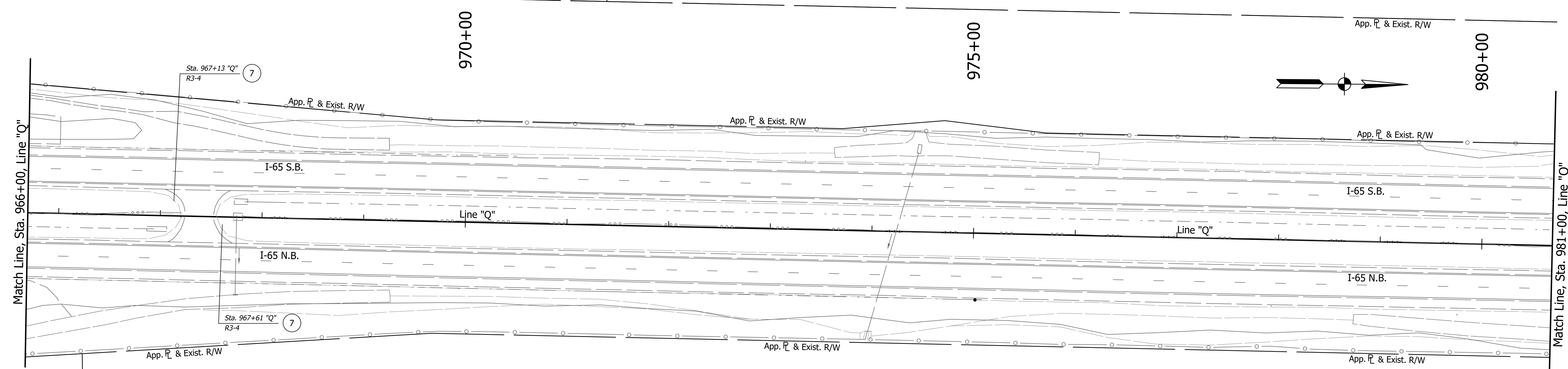
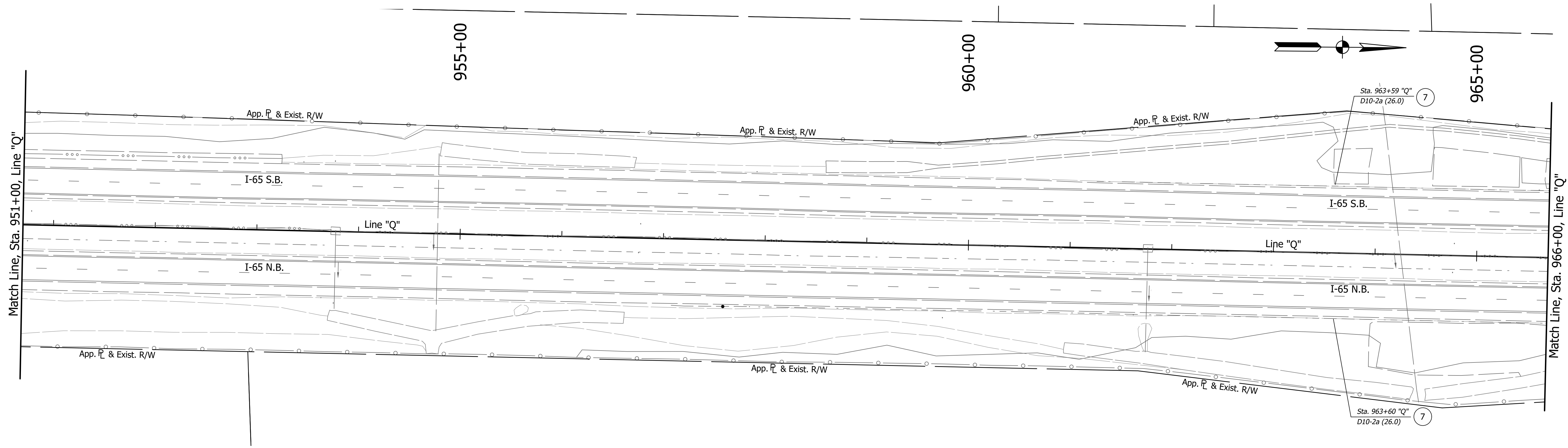
**INDIANA DEPARTMENT OF TRANSPORTATION**

**EXISTING SIGNING PLANS**

**I-65 ADDED TRAVEL LANES**

HORIZONTAL SCALE	BRIDGE FILE
1" = 50'	N/A
VERTICAL SCALE	DESIGNATION
N/A	1700135
SURVEY BOOK	SHEETS
N/A	21 of 115
CONTRACT	PROJECT
R-41529	1700135

DIRECTORY: F:\2020\20-4356 I-65 Added Travel Lanes\30 SheetDrawings\65 Signing\10 Signing Plans  
 FILE: 4356 S17.dwg  
 PLOTTED BY: J.Eisenhauer  
 DATE: Nov 23, 2021 9:16am



**SIGN LEGEND**

- |   |  |   |
|---|--|---|
| ① No Change Req'd to Exist. Sign and Supports           | ⑥ Remove Exist. Sign Foundation                                      | ⑫ Exist. Panel Sign on New Supports           |
| ② Remove Exist. Panel Sign from Ground Mounted Supports | ⑦ Remove Exist. Sheet Sign and Supports                              | —•— Exist. Overhead Cantilever Sign Structure |
| ③ Remove Exist. Sheet Sign from Supports                | ⑧ Remove Exist. Ground Mounted Panel Sign, Supports, and Foundations | —□— Exist. Box Truss Structure                |
| ④ Remove Exist. Panel Sign from Overhead Sign Structure | ⑨ Remove Exist. Overhead Sign, Supports, and Foundations             | —■— Exist. Ground Mounted Sheet Sign          |
| ⑤ Remove Exist. Sheet Sign from Overhead Sign Structure | ⑩ Remove Exist. Sign and Bridge Bracket Assembly                     | —■— Exist. Ground Mounted Panel Sign          |
|   | ⑪ Exist. Sheet Sign on New Supports                                  |   |

**SUMMARY OF REMOVAL QUANTITIES:**

1. Remove Existing Sheet Sign and Supports 4 EACH

DATE	REVISION

EXISTING SIGN CODES
IGDOE-X Existing Interstate Guide Directional Overhead Sign
IGDE-X Existing Interstate Guide Directional Sign
IBLE-X Existing Indiana Business Logo Sign
IGSE-X Existing Interstate Guide Service Sign
IGIOE-X Existing Interstate Guide Information Overhead Sign
RMAE-X Existing Route Marker Assembly
SMAE-X Existing Service Marker Assembly

**STAGE 2 PLANS**

RECOMMENDED FOR APPROVAL _____	DESIGN ENGINEER _____	DATE _____
DESIGNED: _____ MRD	DRAWN: _____ MRD	
CHECKED: _____ SMD	CHECKED: _____ RA/SMD	

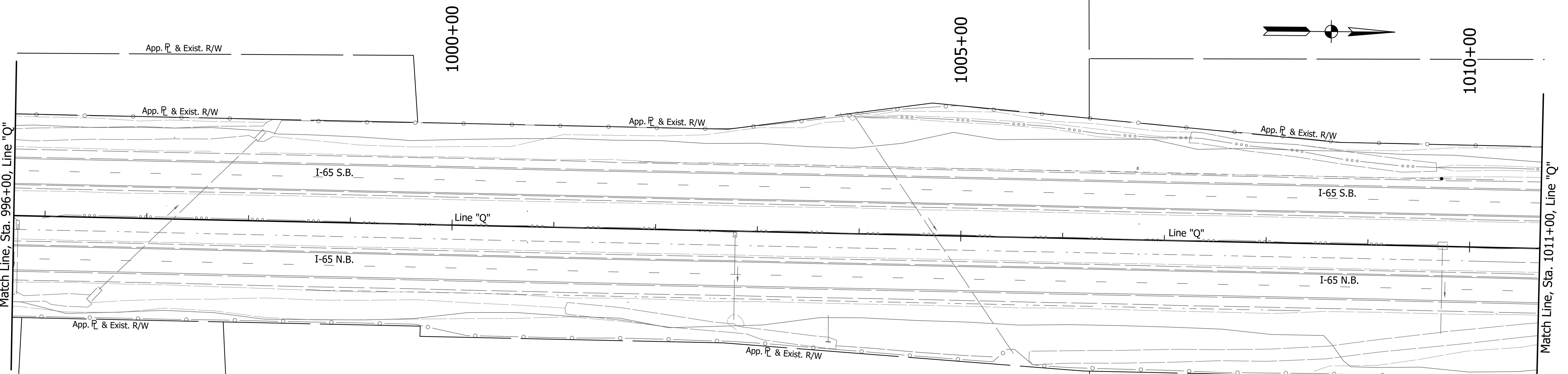
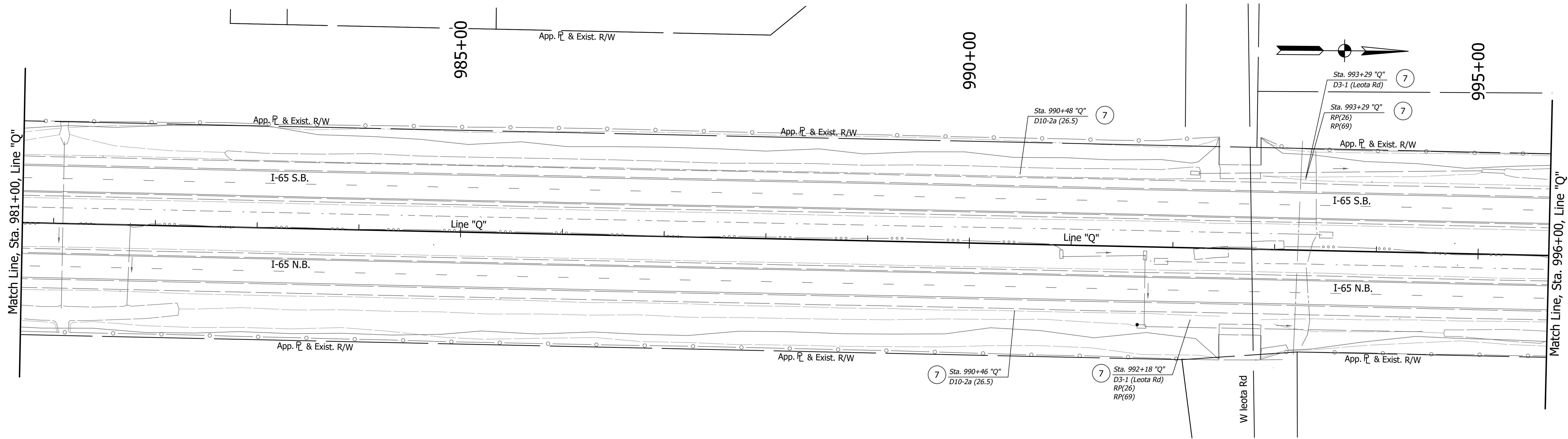
**INDIANA DEPARTMENT OF TRANSPORTATION**

**EXISTING SIGNING PLANS**

**I-65 ADDED TRAVEL LANES**

HORIZONTAL SCALE 1" = 50'	BRIDGE FILE N/A
VERTICAL SCALE N/A	DESIGNATION 1700135
SURVEY BOOK N/A	SHEETS 22 of 115
CONTRACT R-41529	PROJECT 1700135

DIRECTORY: F:\2020\20-4356 I-65 Added Travel Lanes\0 SheetDrawings\65 Signing\10 Signing Plans\...  
 FILE: ...4356 S18.dwg  
 PLOTTED BY: jebenhauer  
 DATE: ...Nov 23, 2021  
 9:16am



- SIGN LEGEND**
- ① No Change Req'd to Exist. Sign and Supports
  - ② Remove Exist. Panel Sign from Ground Mounted Supports
  - ③ Remove Exist. Sheet Sign from Supports
  - ④ Remove Exist. Panel Sign from Overhead Sign Structure
  - ⑤ Remove Exist. Sheet Sign from Overhead Sign Structure
  - ⑥ Remove Exist. Sign Foundation
  - ⑦ Remove Exist. Sheet Sign and Supports
  - ⑧ Remove Exist. Ground Mounted Panel Sign, Supports, and Foundations
  - ⑨ Remove Exist. Overhead Sign, Supports, and Foundations
  - ⑩ Remove Exist. Sign and Bridge Bracket Assembly
  - ⑪ Exist. Sheet Sign on New Supports
  - ⑫ Exist. Panel Sign on New Supports

- Exist. Overhead Cantilever Sign Structure
- Exist. Box Truss Structure
- Exist. Ground Mounted Sheet Sign
- Exist. Ground Mounted Panel Sign

**SUMMARY OF REMOVAL QUANTITIES:**

1. Remove Existing Sheet Sign and Supports 5 EACH

DATE	REVISION

EXISTING SIGN CODES	DESCRIPTION
IGDOE-X	Existing Interstate Guide Directional Overhead Sign
IGDE-X	Existing Interstate Guide Directional Sign
IBLE-X	Existing Indiana Business Logo Sign
IGSE-X	Existing Interstate Guide Service Sign
IGIOE-X	Existing Interstate Guide Information Overhead Sign
RMAE-X	Existing Route Marker Assembly
SMAE-X	Existing Service Marker Assembly

**STAGE 2 PLANS**

RECOMMENDED FOR APPROVAL	DESIGN ENGINEER	DATE
DESIGNED: MRD	DRAWN: MRD	
CHECKED: SMD	CHECKED: RA/SMD	

**INDIANA DEPARTMENT OF TRANSPORTATION**

**EXISTING SIGNING PLANS**

**I-65 ADDED TRAVEL LANES**

HORIZONTAL SCALE	BRIDGE FILE
1" = 50'	N/A
VERTICAL SCALE	DESIGNATION
N/A	1700135
SURVEY BOOK	SHEETS
N/A	23 of 115
CONTRACT	PROJECT
R-41529	1700135

DIRECTORY: F:\2020\20-4356 I-65 Added Travel Lanes\30 SheetDrawings\65 Signing\10 Signing Plans\...  
 FILE: ...4356 S19.dwg  
 PLOTTED BY: jebenhauer  
 DATE: Nov 23, 2021 9:16am