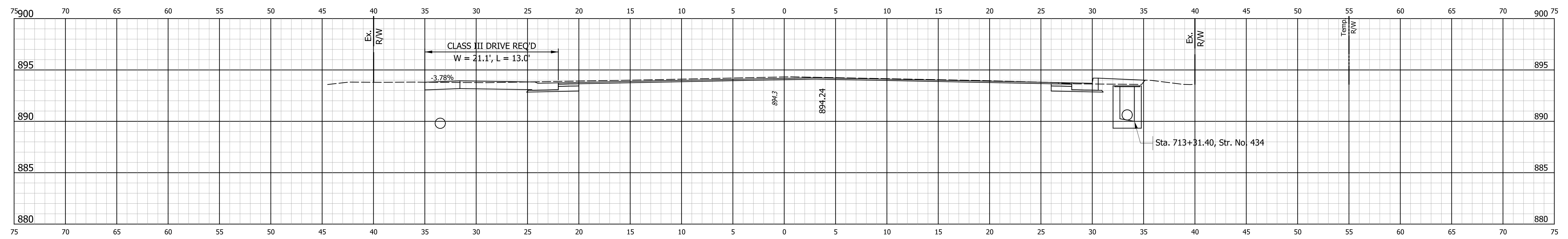


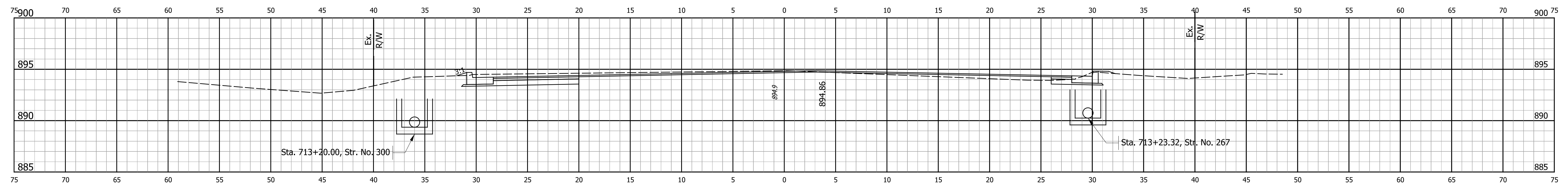
Ac = 20.8 SFT Af = 4.7 SFT
 Vc = 7 CYS Vf = 1 CYS

STA. 713+50



Ac = 27.2 SFT Af = 1.2 SFT
 Vc = 35 CYS Vf = 5 CYS

STA. 713+43



Ac = 26.9 SFT Af = 4.5 SFT
 Vc = 0 CYS Vf = 0 CYS

BEGIN INCIDENTAL
 STA. 712+97, LINE "A" BEGIN PROJECT
 STA. 713+08, LINE "A"

STA. 713+08

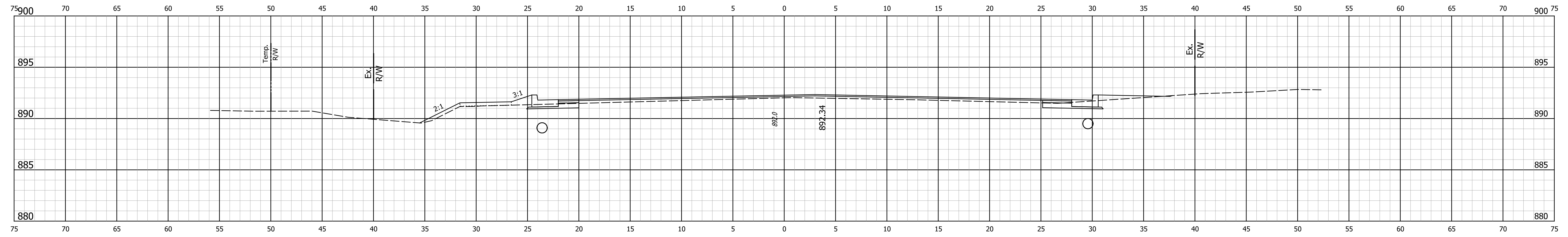
RECOMMENDED FOR APPROVAL	DESIGN ENGINEER	DATE
DESIGNED: ZMS	DRAWN: ACB	
CHECKED: BBB	CHECKED: MAR	

**INDIANA
 DEPARTMENT OF TRANSPORTATION**

CROSS SECTIONS
 STA. 713+08 "A" TO STA. 713+50 "A"

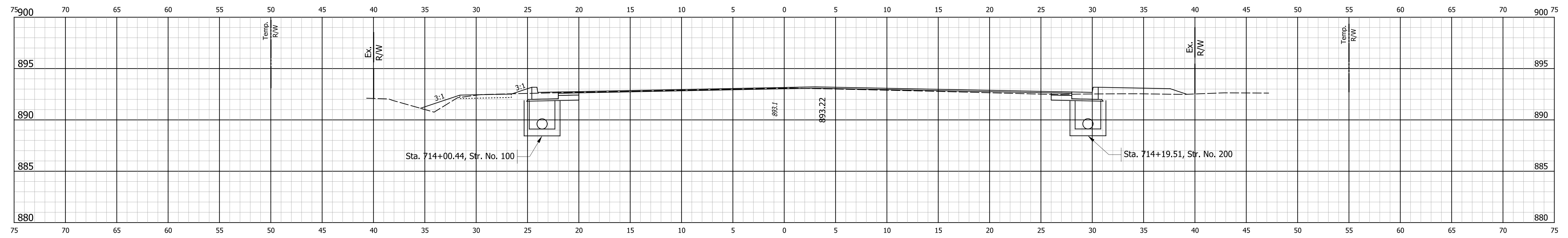
HORIZONTAL SCALE 1" = 5'	BRIDGE FILE NO. NA
VERTICAL SCALE 1" = 5'	DESIGNATION NO. 1700179
SURVEY BOOK NO. NA	SHEETS 75 of 139
CONTRACT NO. R-40477	PROJECT NO. 1700179

3/9/2021 1:11:09 PM zachsa S:\COL\4000-4099\4060\330 Drawings\CAD\Micros\Plan\Shit Cross Sections.dgn



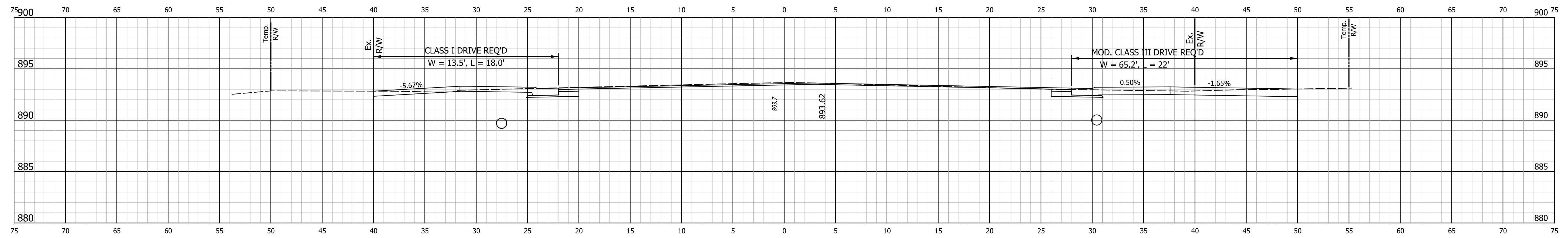
Ac = 5.2 SFT Af = 14.4 SFT
 Vc = 14 CYS Vf = 22 CYS

STA. 714+50



Ac = 10.2 SFT Af = 4.9 SFT
 Vc = 10 CYS Vf = 4 CYS

STA. 714+00



Ac = 13.2 SFT Af = 1.9 SFT
 Vc = 17 CYS Vf = 4 CYS

STA. 713+78

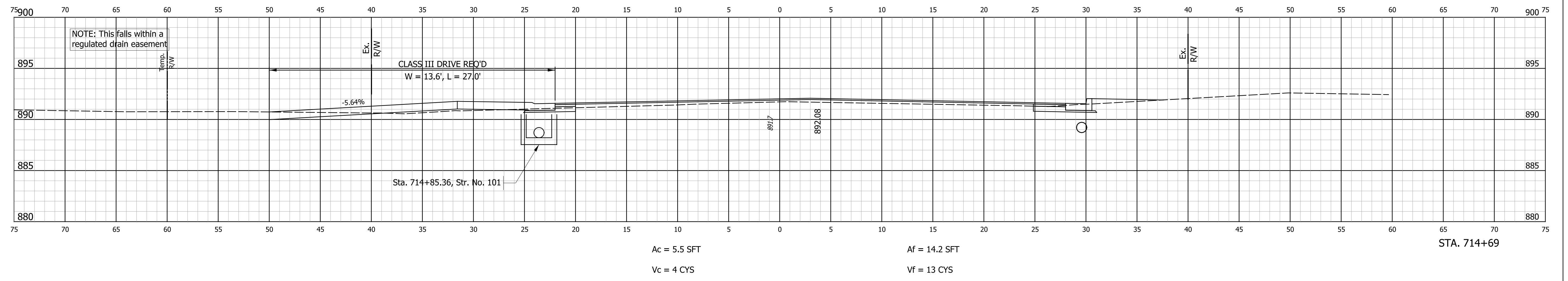
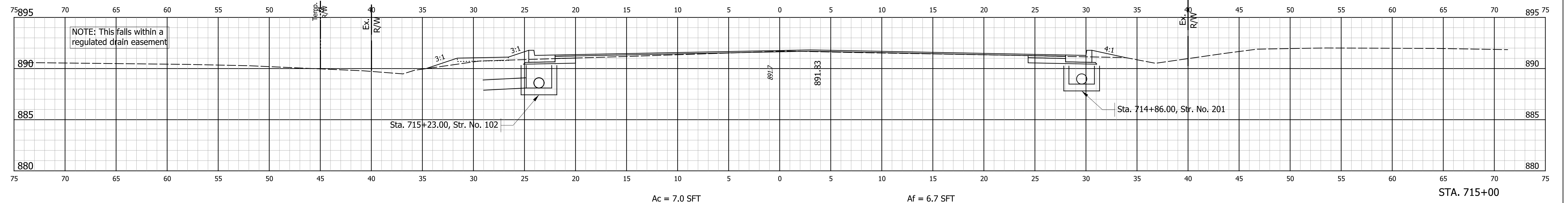
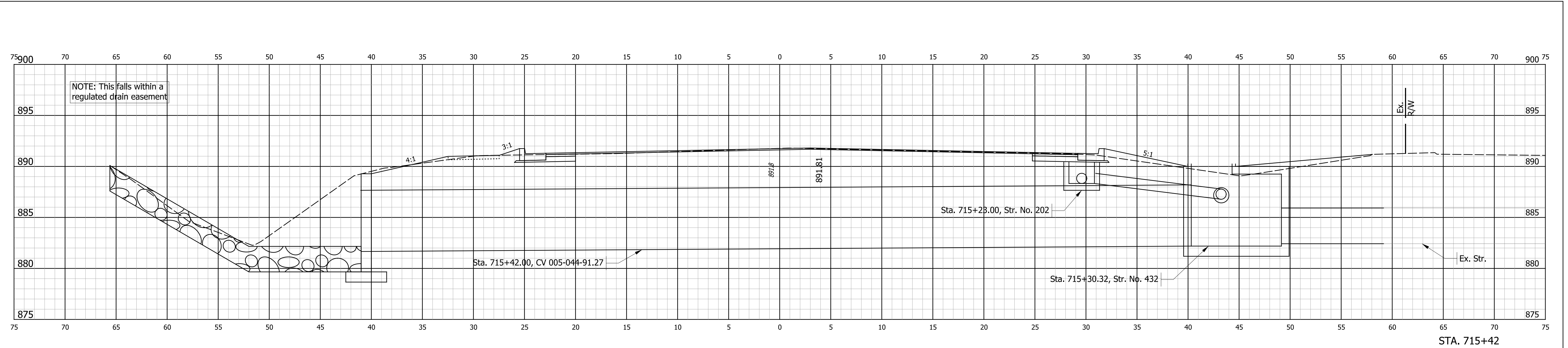
RECOMMENDED FOR APPROVAL	
DESIGNED: ZMS	DRAWN: ACB
CHECKED: BBB	CHECKED: MAR

INDIANA DEPARTMENT OF TRANSPORTATION

CROSS SECTIONS
 STA. 713+78 "A" TO STA. 714+50 "A"

HORIZONTAL SCALE 1" = 5'	BRIDGE FILE NO. NA
VERTICAL SCALE 1" = 5'	DESIGNATION NO. 1700179
SURVEY BOOK NO. NA	SHEETS 76 of 139
CONTRACT NO. R-40477	PROJECT NO. 1700179

S:\COL\4000-1099\4060\330 Drawings\CAD\Micros\Plan\Site Cross Sections.dgn 3/9/2021 1:11:09 PM zachsa



3/9/2021 1:11:09 PM zachsa S:\COL\4000-1099\4060\330\Drawings\CAD\Micros\Plan\Shit Cross Sections.dgn

RECOMMENDED FOR APPROVAL	DESIGN ENGINEER	DATE
DESIGNED: ZMS	DRAWN: ACB	
CHECKED: BBB	CHECKED: MAR	

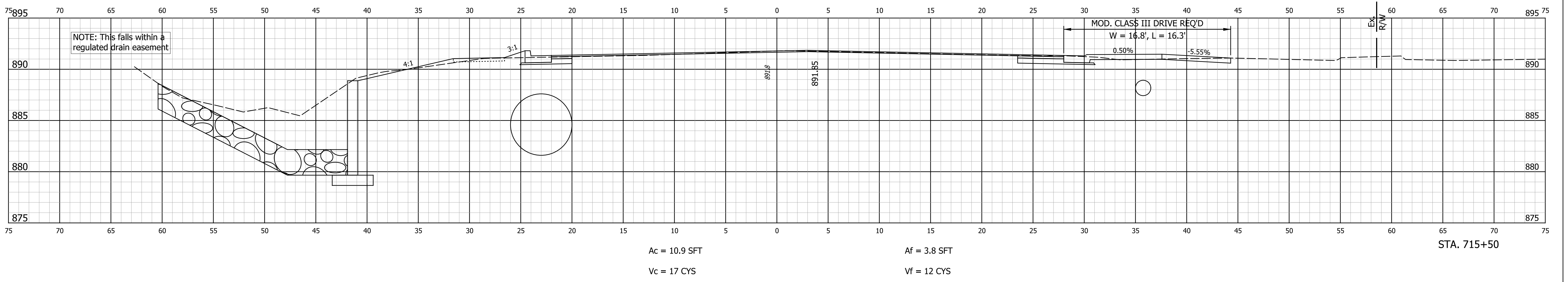
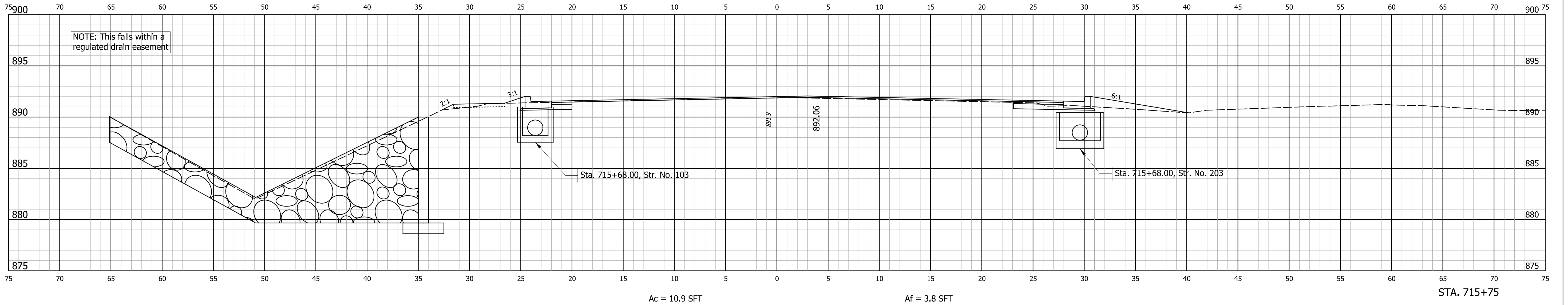
INDIANA DEPARTMENT OF TRANSPORTATION
CROSS SECTIONS
STA. 714+69 "A" TO STA. 715+42 "A"

HORIZONTAL SCALE 1" = 5'	BRIDGE FILE NO. NA
VERTICAL SCALE 1" = 5'	DESIGNATION NO. 1700179
SURVEY BOOK NO. NA	SHEETS 77 of 139
CONTRACT NO. R-40477	PROJECT NO. 1700179

zachsia 1:11:10 PM

3/9/2021

S:\COL\4000-4099\4060\330 Drawings\CAD\Micros\Plan\Site Cross Sections.dgn



RECOMMENDED FOR APPROVAL	DESIGN ENGINEER	DATE
DESIGNED: ZMS	DRAWN: ACB	
CHECKED: BBB	CHECKED: MAR	

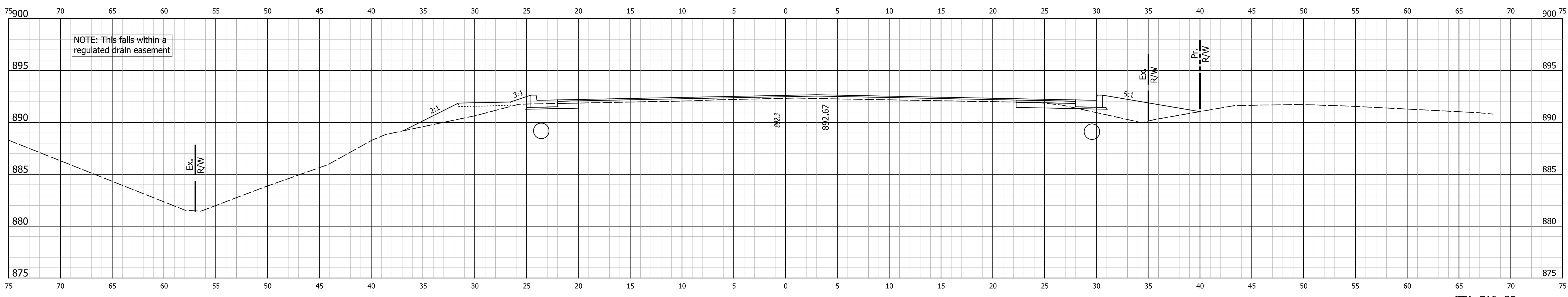
INDIANA DEPARTMENT OF TRANSPORTATION

CROSS SECTIONS

STA. 715+50 "A" TO STA. 715+75 "A"

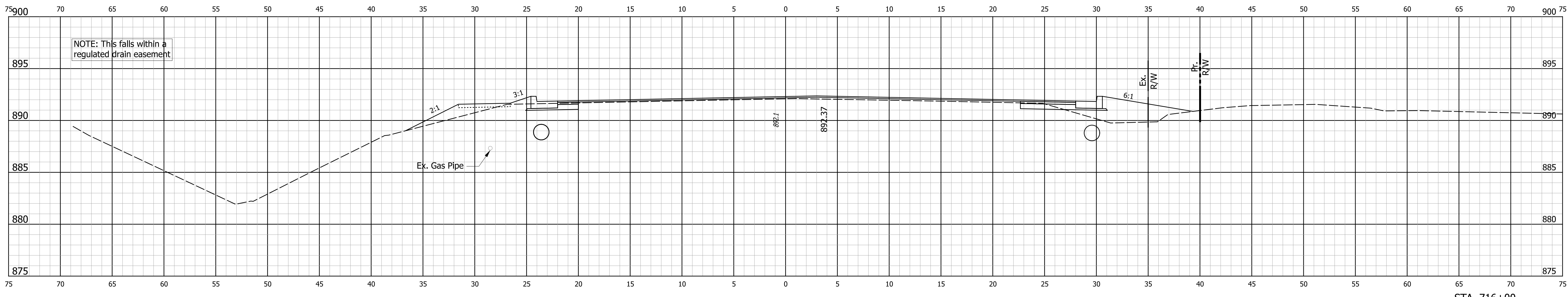
HORIZONTAL SCALE	BRIDGE FILE NO.
1" = 5'	NA
VERTICAL SCALE	DESIGNATION NO.
1" = 5'	1700179
SURVEY BOOK NO.	SHEETS
NA	78 of 139
CONTRACT NO.	PROJECT NO.
R-40477	1700179

S:\COL\4000-4099\4060\330 Drawings\CAD\Drawings\CAD\Cross Sections.dgn
 3/9/2021 1:11:10 PM zachsa



Ac = 4.8 SFT Af = 13.1 SFT
 Vc = 4 CYS Vf = 15 CYS

STA. 716+25



Ac = 4.9 SFT Af = 13.1 SFT
 Vc = 15 CYS Vf = 10 CYS

STA. 716+00

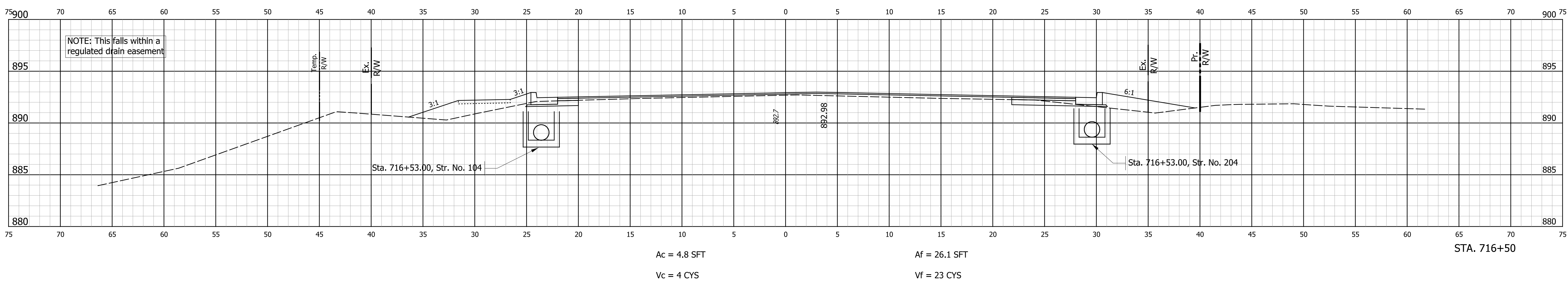
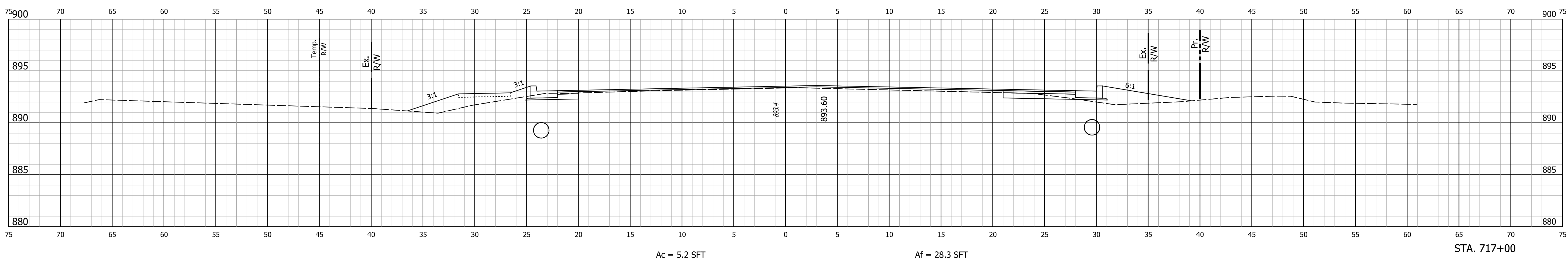
RECOMMENDED FOR APPROVAL	DESIGN ENGINEER	DATE
DESIGNED: ZMS	DRAWN: ACB	
CHECKED: BBB	CHECKED: MAR	

INDIANA DEPARTMENT OF TRANSPORTATION

CROSS SECTIONS
 STA. 716+00 "A" TO STA. 716+25 "A"

HORIZONTAL SCALE 1" = 5'	BRIDGE FILE NO. NA
VERTICAL SCALE 1" = 5'	DESIGNATION NO. 1700179
SURVEY BOOK NO. NA	SHEETS 79 of 139
CONTRACT NO. R-40477	PROJECT NO. 1700179

S:\COL\4000-4099\4060\330 Drawings\CAD\Micros\Plan\Sht Cross Sections.dgn
 3/9/2021 1:11:10 PM zachsa

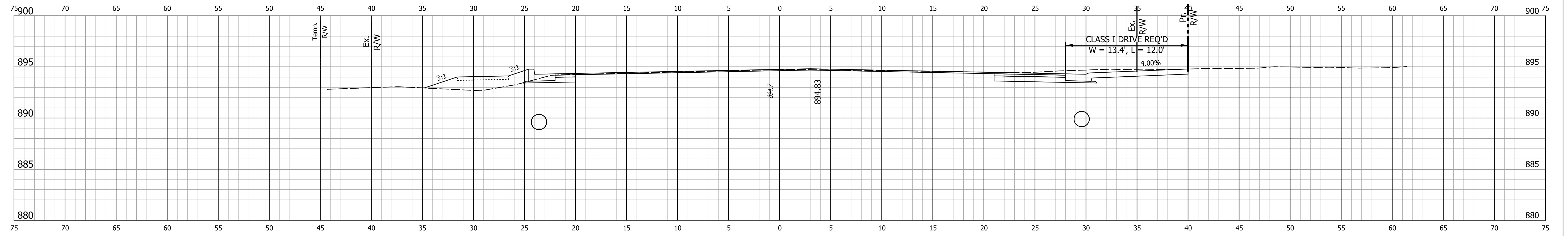


RECOMMENDED FOR APPROVAL _____		DESIGN ENGINEER _____	DATE _____
DESIGNED: ZMS	DRAWN: ACB		
CHECKED: BBB	CHECKED: MAR		

INDIANA
DEPARTMENT OF TRANSPORTATION

CROSS SECTIONS
STA. 716+50 "A" TO STA. 717+00 "A"

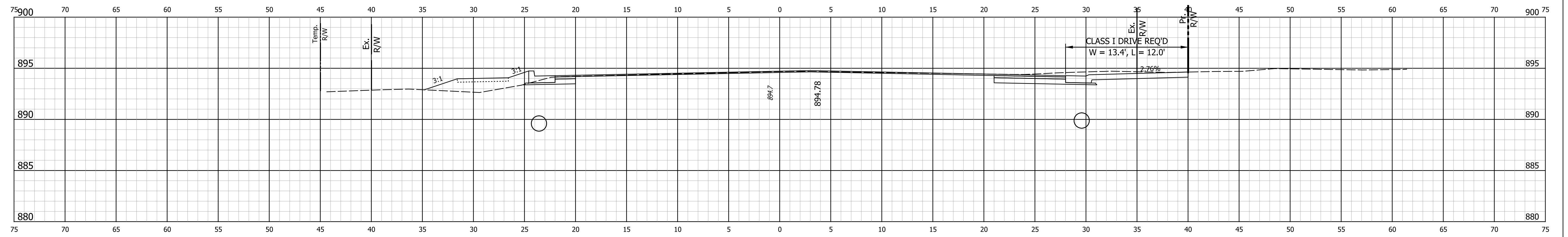
HORIZONTAL SCALE 1" = 5'	BRIDGE FILE NO. NA
VERTICAL SCALE 1" = 5'	DESIGNATION NO. 1700179
SURVEY BOOK NO. NA	SHEETS 80 of 139
CONTRACT NO. R-40477	PROJECT NO. 1700179



Ac = 22.0 SFT
Vc = 3 CYS

Af = 8.8 SFT
Vf = 2 CYS

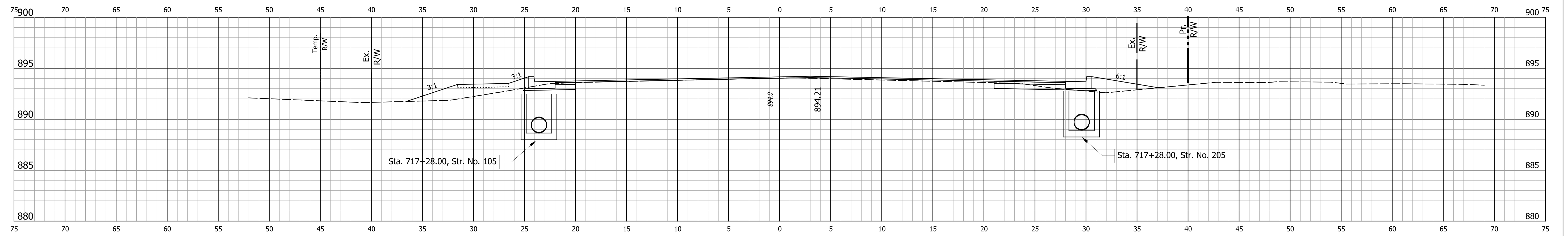
STA. 718+00



Ac = 21.6 SFT
Vc = 23 CYS

Af = 8.6 SFT
Vf = 32 CYS

STA. 717+96



Ac = 5.4 SFT
Vc = 10 CYS

Af = 21.7 SFT
Vf = 58 CYS

STA. 717+50

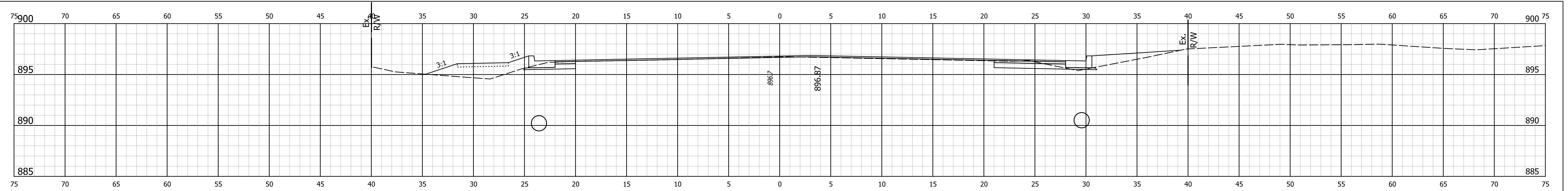
RECOMMENDED FOR APPROVAL	DESIGN ENGINEER	DATE
DESIGNED: ZMS	DRAWN: ACB	
CHECKED: BBB	CHECKED: MAR	

INDIANA
DEPARTMENT OF TRANSPORTATION

CROSS SECTIONS
STA. 717+50 "A" TO STA. 718+00 "A"

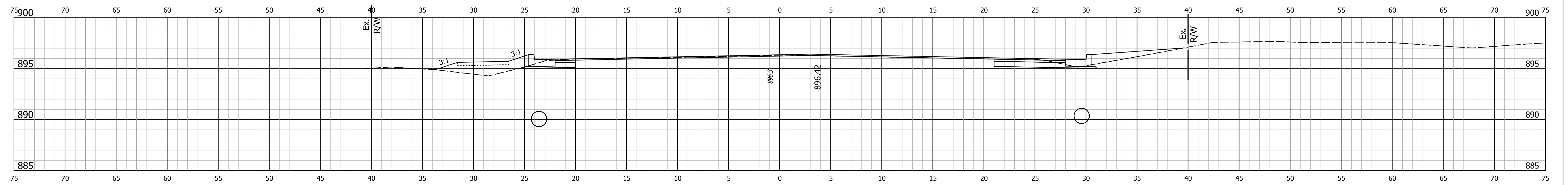
HORIZONTAL SCALE 1" = 5'	BRIDGE FILE NO. NA
VERTICAL SCALE 1" = 5'	DESIGNATION NO. 1700179
SURVEY BOOK NO. NA	SHEETS 81 of 139
CONTRACT NO. R-40477	PROJECT NO. 1700179

S:\COL\4000-1099\4060\330 Drawings\CAD\Micros\Plan\Shit Cross Sections.dgn 3/9/2021 1:11:11 PM zachsa



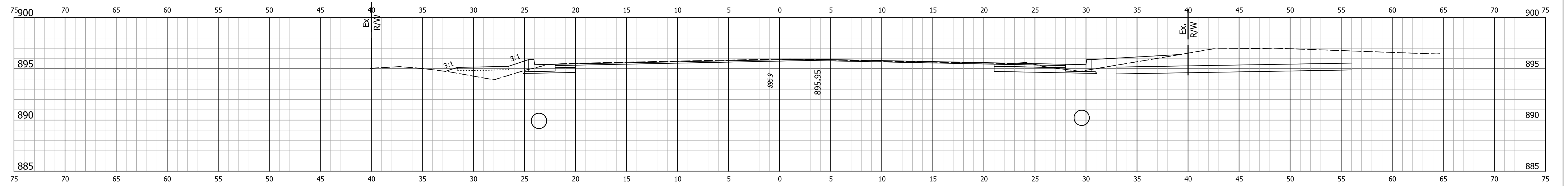
Ac = 7.4 SFT
 Vf = 17 CYS
 Af = 14.2 SFT
 Vf = 29 CYS

STA. 720+00



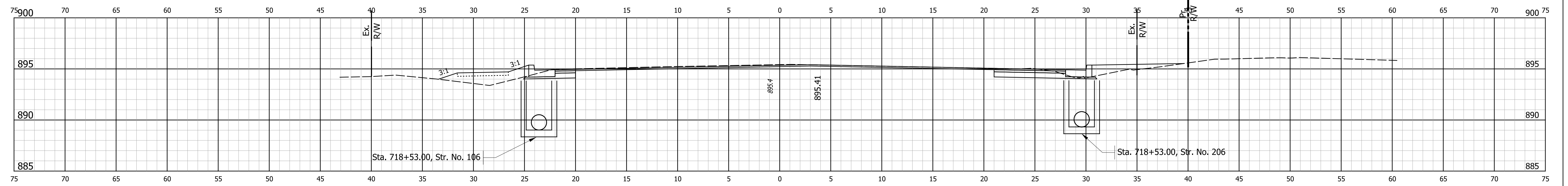
Ac = 10.7 SFT
 Vf = 24 CYS
 Af = 10.5 SFT
 Vf = 22 CYS

STA. 719+50



Ac = 15.1 SFT
 Vf = 29 CYS
 Af = 8.4 SFT
 Vf = 22 CYS

STA. 719+00



Ac = 16.2 SFT
 Vf = 35 CYS
 Af = 10.9 SFT
 Vf = 23 CYS

STA. 718+50

Sta. 718+53.00, Str. No. 106

Sta. 718+53.00, Str. No. 206

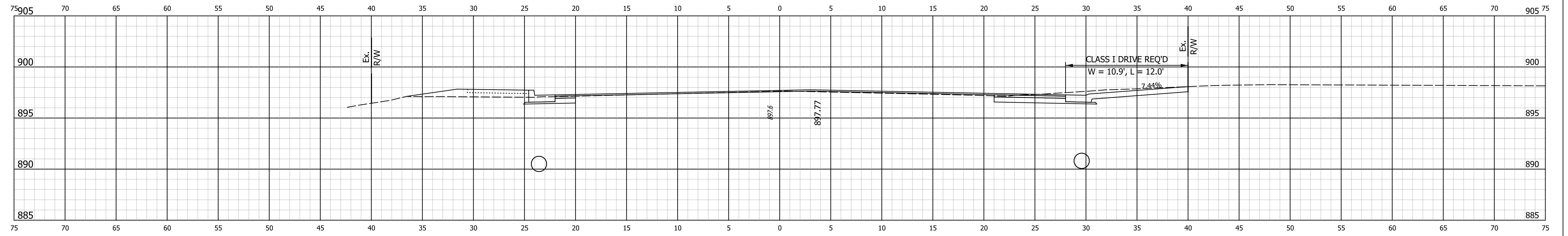
RECOMMENDED FOR APPROVAL	
DESIGNED: ZMS	DRAWN: ACB
CHECKED: BBB	CHECKED: MAR

INDIANA
 DEPARTMENT OF TRANSPORTATION

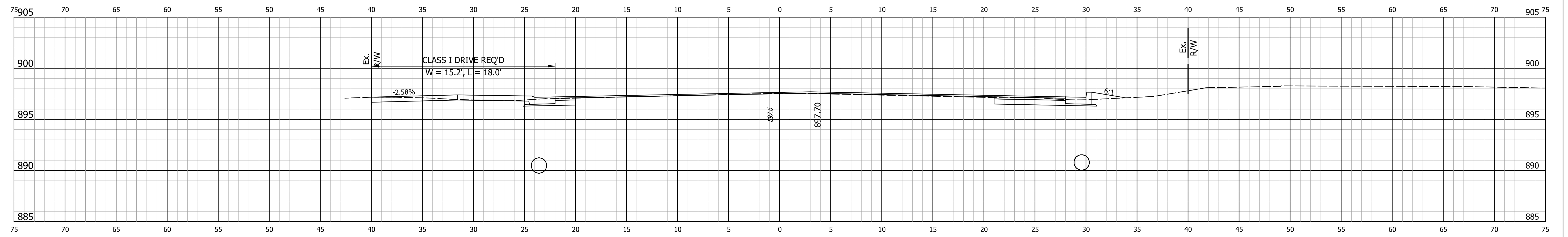
CROSS SECTIONS
 STA. 718+50 "A" TO STA. 720+00 "A"

HORIZONTAL SCALE 1" = 5'	BRIDGE FILE NO. NA
VERTICAL SCALE 1" = 5'	DESIGNATION NO. 1700179
SURVEY BOOK NO. NA	SHEETS 82 of 139
CONTRACT NO. R-40477	PROJECT NO. 1700179

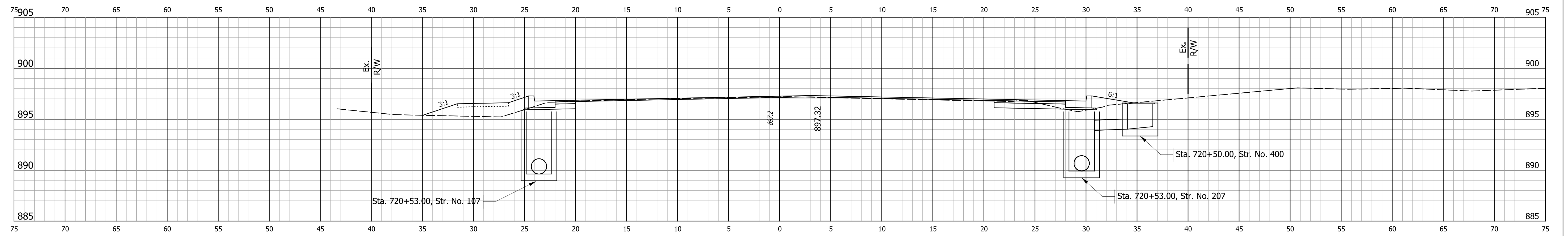
S:\COL\4000-1099\4060\330 Drawings\CAD\Micros\Plan\Shit Cross Sections.dgn 3/9/2021 1:11:11 PM zachsa



Ac = 18.3 SFT Af = 4.8 SFT
 Vc = 4 CYS Vf = 2 CYS



Ac = 8.5 SFT Af = 8.3 SFT
 Vc = 13 CYS Vf = 24 CYS



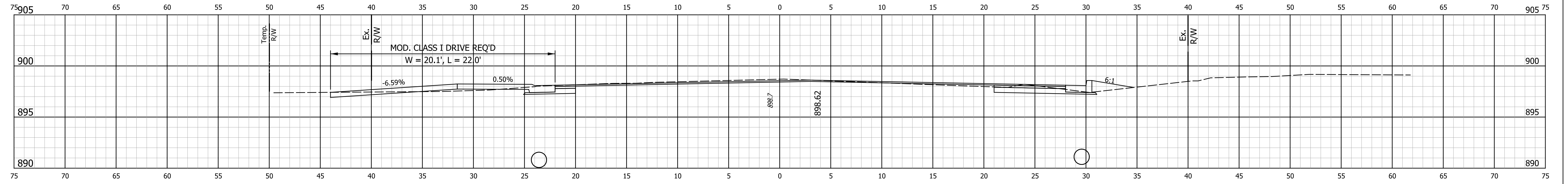
Ac = 8.1 SFT Af = 16.3 SFT
 Vc = 14 CYS Vf = 35 CYS

3/9/2021 1:11:11 PM zachsa S:\COL\4000-4099\4060\330 Drawings\CAD\Micros\Plan\Shit Cross Sections.dgn

RECOMMENDED FOR APPROVAL	DESIGN ENGINEER	DATE
DESIGNED: ZMS	DRAWN: ACB	
CHECKED: BBB	CHECKED: MAR	

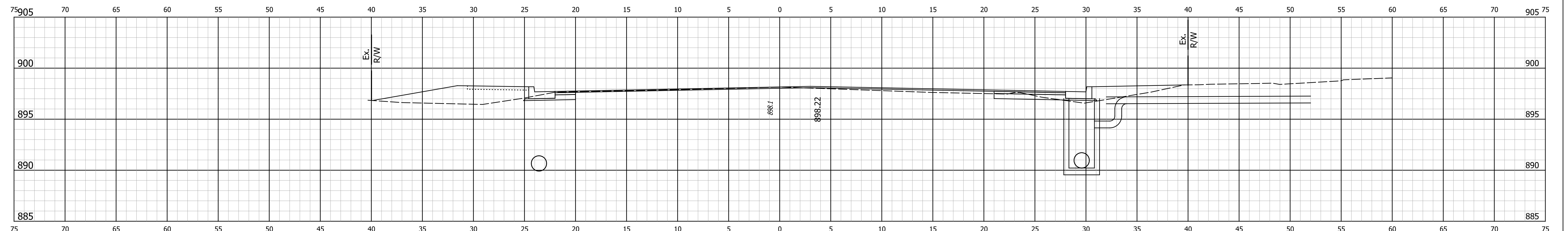
INDIANA DEPARTMENT OF TRANSPORTATION
CROSS SECTIONS
STA. 720+50 "A" TO STA. 721+00 "A"

HORIZONTAL SCALE 1" = 5'	BRIDGE FILE NO. NA
VERTICAL SCALE 1" = 5'	DESIGNATION NO. 1700179
SURVEY BOOK NO. NA	SHEETS 83 of 139
CONTRACT NO. R-40477	PROJECT NO. 1700179



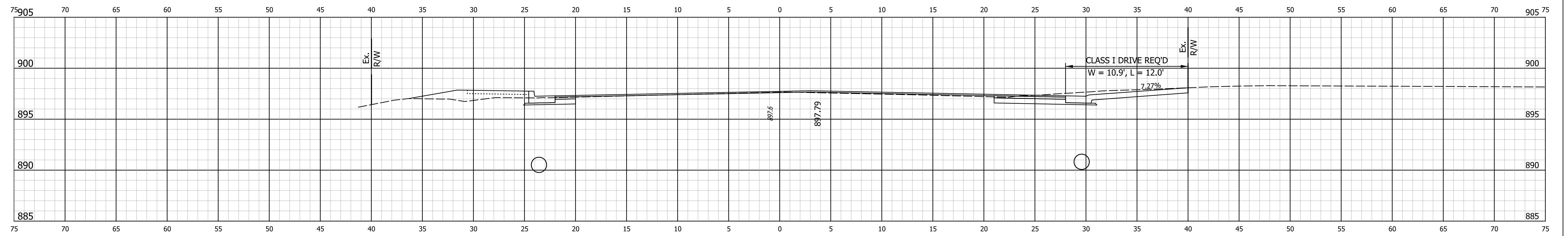
Ac = 14.8 SFT Af = 6.4 SFT
 Vc = 20 CYS Vf = 27 CYS

STA. 722+00



Ac = 7.1 SFT Af = 16.7 SFT
 Vc = 22 CYS Vf = 23 CYS

STA. 721+50



Ac = 18.4 SFT Af = 4.5 SFT
 Vc = 2 CYS Vf = 1 CYS

STA. 721+03

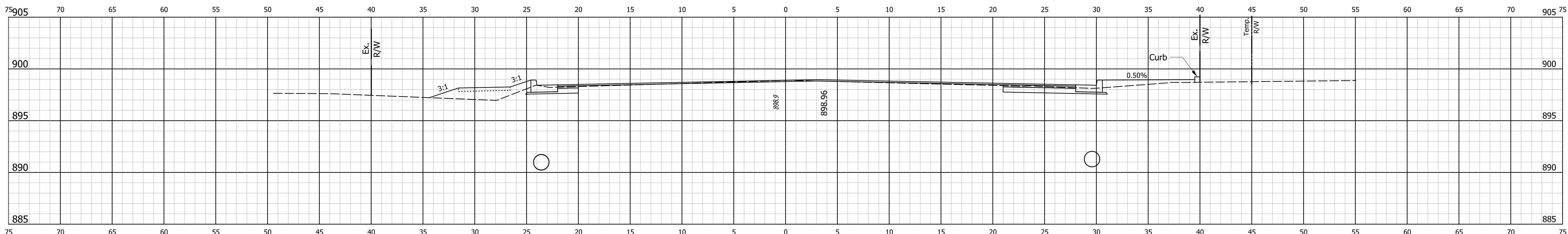
RECOMMENDED FOR APPROVAL		DESIGN ENGINEER	DATE
DESIGNED: ZMS	DRAWN: ACB		
CHECKED: BBB	CHECKED: MAR		

INDIANA DEPARTMENT OF TRANSPORTATION

CROSS SECTIONS
 STA. 721+03 "A" TO STA. 722+00 "A"

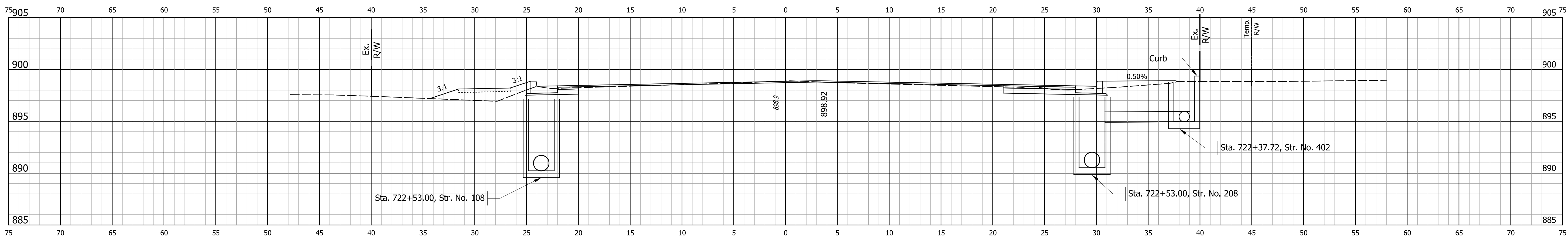
HORIZONTAL SCALE 1" = 5'	BRIDGE FILE NO. NA
VERTICAL SCALE 1" = 5'	DESIGNATION NO. 1700179
SURVEY BOOK NO. NA	SHEETS 84 of 139
CONTRACT NO. R-40477	PROJECT NO. 1700179

S:\COL\4000-4099\4060\330 Drawings\CAD\Micros\Plan\Shit Cross Sections.dgn 3/9/2021 1:11:12 PM zachsa



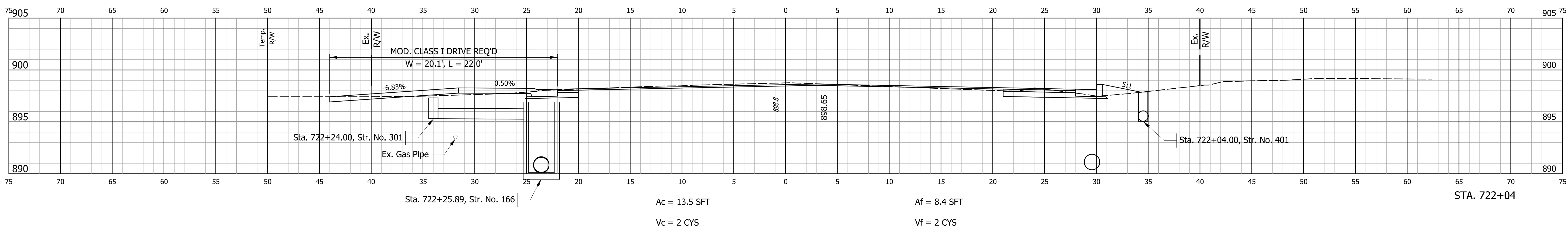
Ac = 9.7 SFT Af = 11.0 SFT
 Vc = 3 CYS Vf = 5 CYS

STA. 722+60



Ac = 9.5 SFT Af = 11.8 SFT
 Vc = 19 CYS Vf = 21 CYS

STA. 722+50



Ac = 13.5 SFT Af = 8.4 SFT
 Vc = 2 CYS Vf = 2 CYS

STA. 722+04

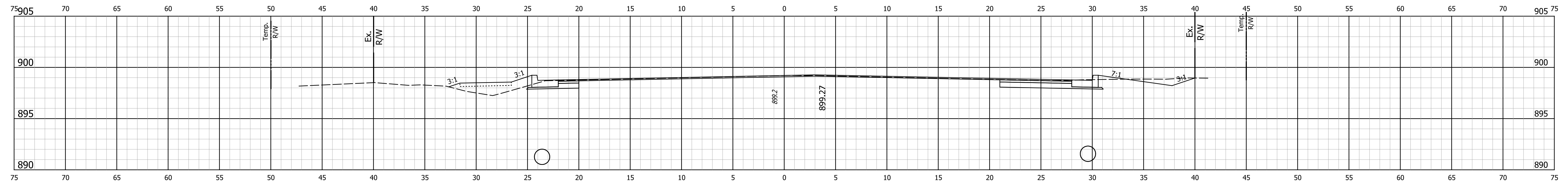
3/9/2021 1:11:12 PM zachsa S:\COL\4000-1099\4060\330 Drawings\CAD\Micros\Plan\Shit Cross Sections.dgn

RECOMMENDED FOR APPROVAL	DESIGN ENGINEER	DATE
DESIGNED: ZMS	DRAWN: ACB	
CHECKED: BBB	CHECKED: MAR	

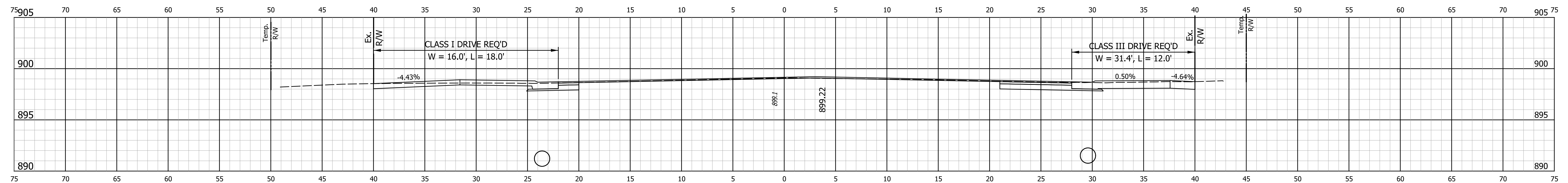
INDIANA
DEPARTMENT OF TRANSPORTATION

CROSS SECTIONS
STA. 722+04 "A" TO STA. 722+60 "A"

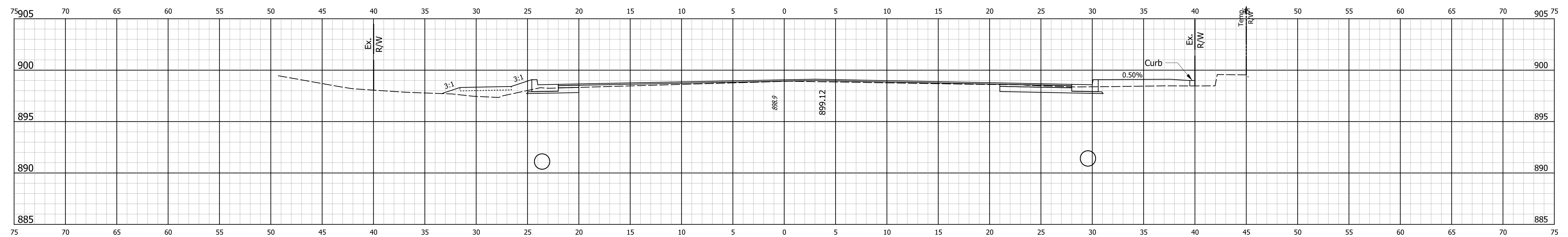
HORIZONTAL SCALE	BRIDGE FILE NO.
1" = 5'	NA
VERTICAL SCALE	DESIGNATION NO.
1" = 5'	1700179
SURVEY BOOK NO.	SHEETS
NA	85 of 139
CONTRACT NO.	PROJECT NO.
R-40477	1700179



Ac = 14.0 SFT Af = 7.8 SFT STA. 723+50
 Vc = 11 CYS Vf = 4 CYS



Ac = 20.1 SFT Af = 1.2 SFT STA. 723+32
 Vc = 17 CYS Vf = 11 CYS



Ac = 8.5 SFT Af = 13.4 SFT STA. 723+00
 Vc = 14 CYS Vf = 23 CYS

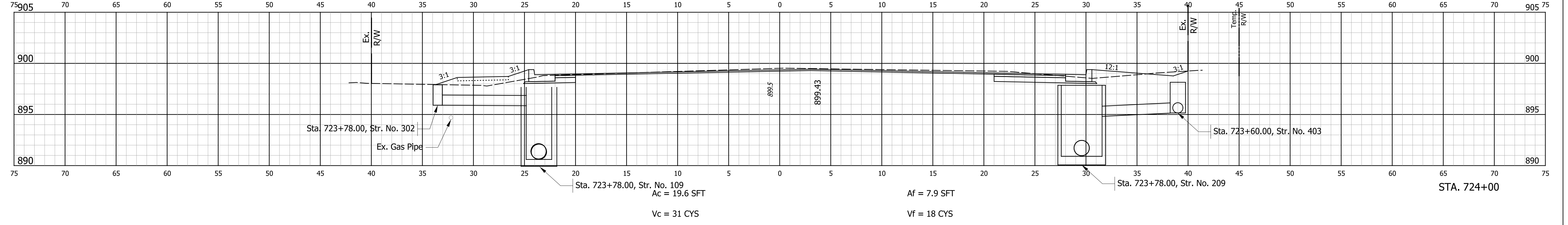
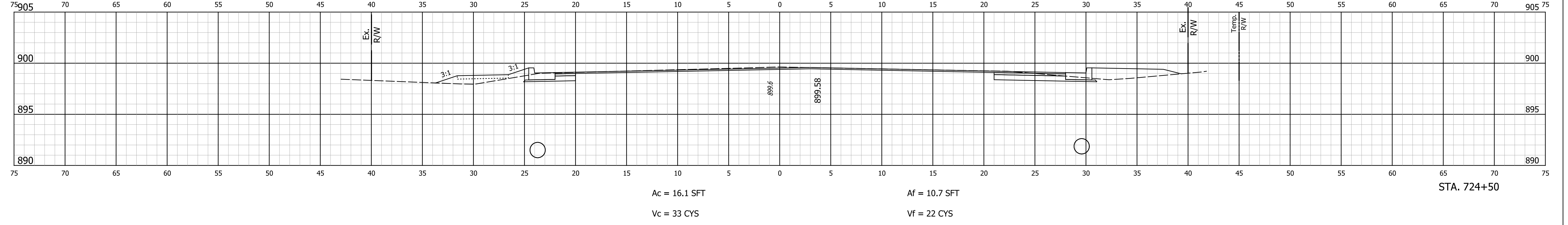
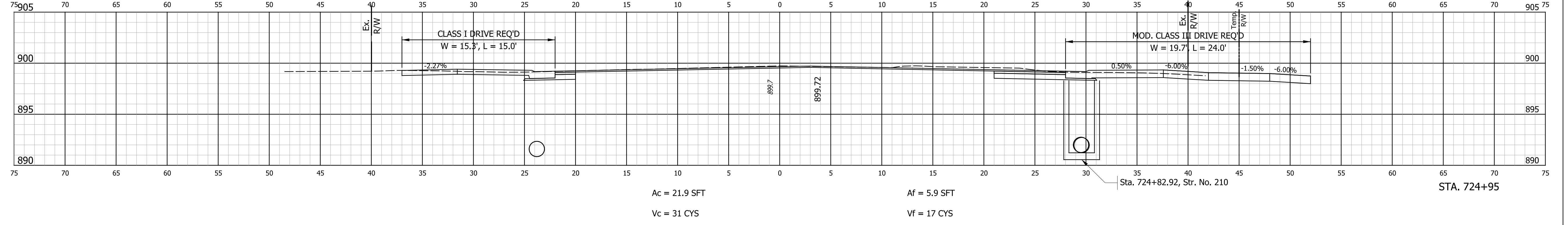
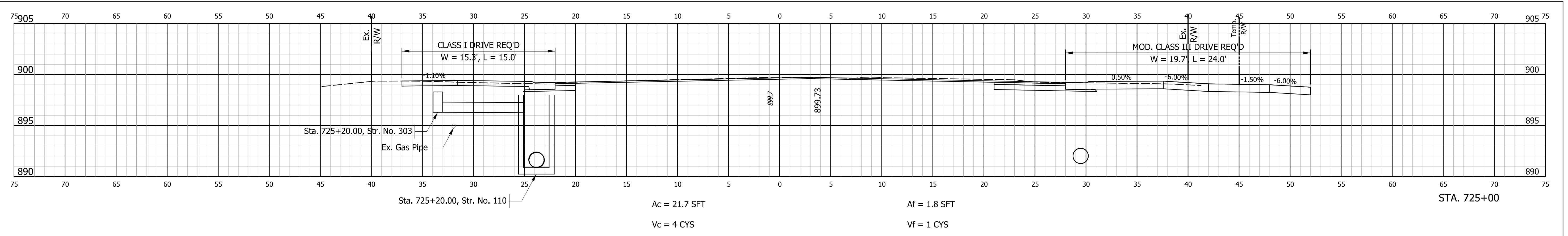
RECOMMENDED FOR APPROVAL	DESIGN ENGINEER	DATE
DESIGNED: ZMS	DRAWN: ACB	
CHECKED: BBB	CHECKED: MAR	

INDIANA
DEPARTMENT OF TRANSPORTATION

CROSS SECTIONS
 STA. 723+00 "A" TO STA. 723+50 "A"

HORIZONTAL SCALE 1" = 5'	BRIDGE FILE NO. NA
VERTICAL SCALE 1" = 5'	DESIGNATION NO. 1700179
SURVEY BOOK NO. NA	SHEETS 86 of 139
CONTRACT NO. R-40477	PROJECT NO. 1700179

3/9/2021 1:11:12 PM zachsa S:\COL\4000-4099\4060\330 Drawings\CAD\Micros\Plan\Shit Cross Sections.dgn



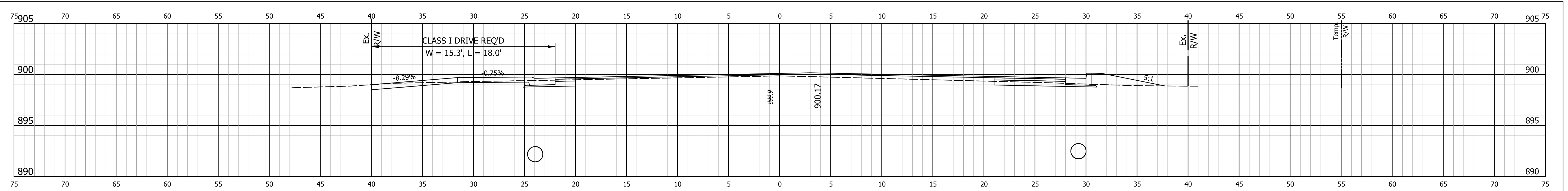
RECOMMENDED FOR APPROVAL	DESIGN ENGINEER	DATE
DESIGNED: ZMS	DRAWN: ACB	
CHECKED: BBB	CHECKED: MAR	

INDIANA
DEPARTMENT OF TRANSPORTATION

CROSS SECTIONS
STA. 724+00 "A" TO STA. 725+00 "A"

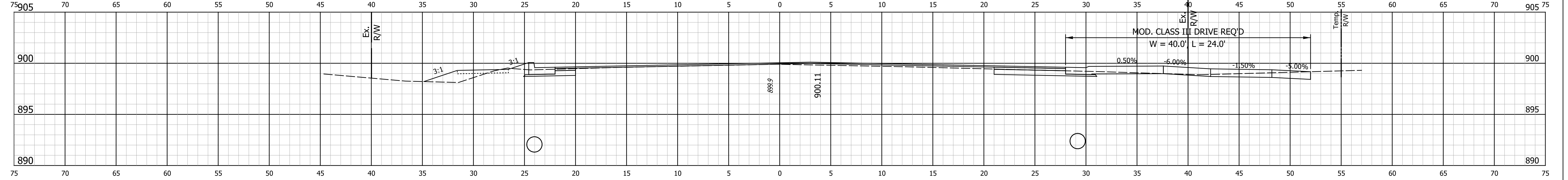
HORIZONTAL SCALE 1" = 5'	BRIDGE FILE NO. NA
VERTICAL SCALE 1" = 5'	DESIGNATION NO. 1700179
SURVEY BOOK NO. NA	SHEETS 87 of 139
CONTRACT NO. R-40477	PROJECT NO. 1700179

3/9/2021 1:11:13 PM zachsia S:\COL\4000-4099\4060\330 Drawings\CAD\Micros\Plan\Shit Cross Sections.dgn



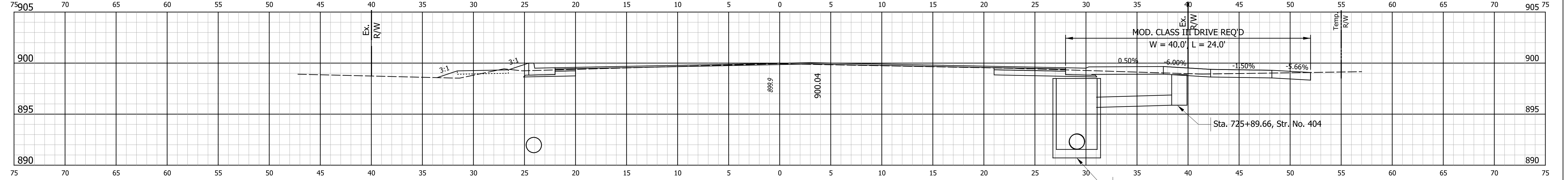
Ac = 4.9 SFT Af = 16.0 SFT
 Vc = 7 CYS Vf = 18 CYS

STA. 726+50



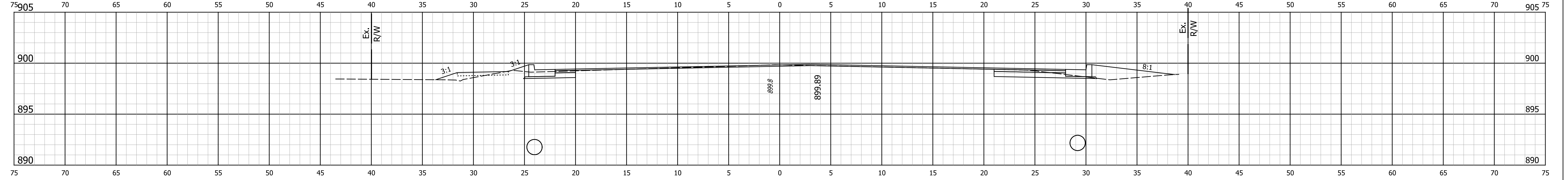
Ac = 7.6 SFT Af = 12.3 SFT
 Vc = 7 CYS Vf = 10 CYS

STA. 726+22



Ac = 9.4 SFT Af = 6.7 SFT
 Vc = 18 CYS Vf = 17 CYS

STA. 726+00



Ac = 9.6 SFT Af = 8.2 SFT
 Vc = 29 CYS Vf = 12 CYS

STA. 725+50

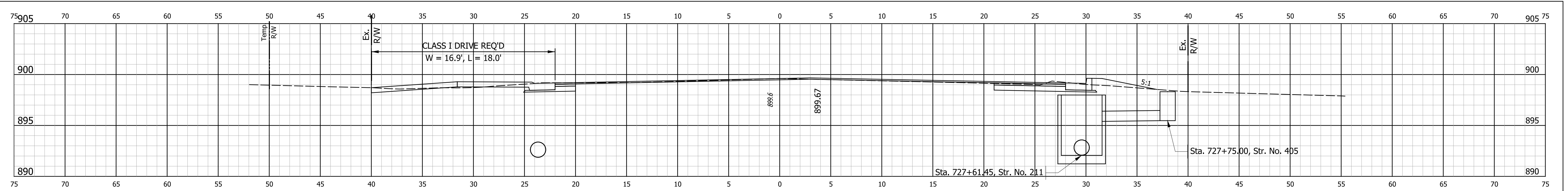
3/9/2021 1:11:13 PM zachsa S:\COL\4000-4099\4060\330 Drawings\CAD\Micros\Plan\Site Cross Sections.dgn

RECOMMENDED FOR APPROVAL	DESIGN ENGINEER	DATE
DESIGNED: ZMS	DRAWN: ACB	
CHECKED: BBB	CHECKED: MAR	

INDIANA
DEPARTMENT OF TRANSPORTATION

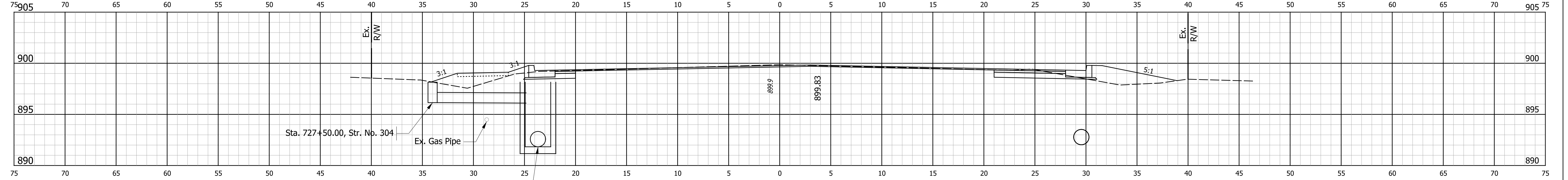
CROSS SECTIONS
STA. 725+50 "A" TO STA. 726+50 "A"

HORIZONTAL SCALE 1" = 5'	BRIDGE FILE NO. NA
VERTICAL SCALE 1" = 5'	DESIGNATION NO. 1700179
SURVEY BOOK NO. NA	SHEETS 88 of 139
CONTRACT NO. R-40477	PROJECT NO. 1700179



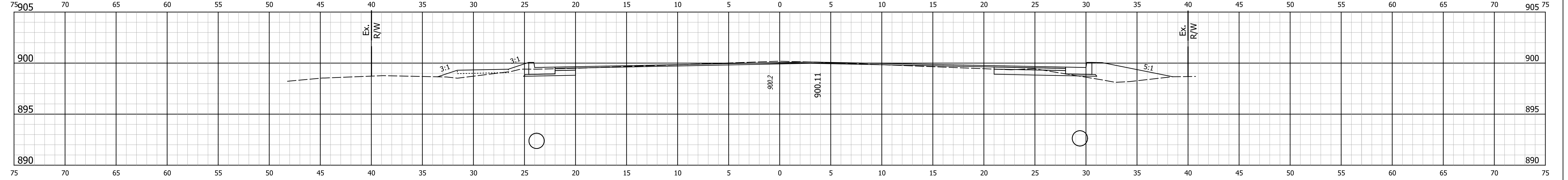
Ac = 11.0 SFT Af = 5.6 SFT
 Vc = 8 CYS Vf = 10 CYS

STA. 727+69



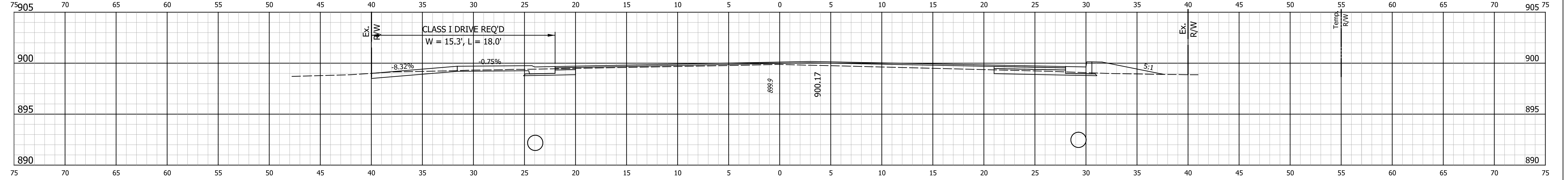
Ac = 12.6 SFT Af = 16.5 SFT
 Vc = 21 CYS Vf = 35 CYS

STA. 727+50



Ac = 10.1 SFT Af = 14.0 SFT
 Vc = 9 CYS Vf = 16 CYS

STA. 727+00



Ac = 0.0 SFT Af = 0.0 SFT
 Vc = 0 CYS Vf = 0 CYS

STA. 726+51

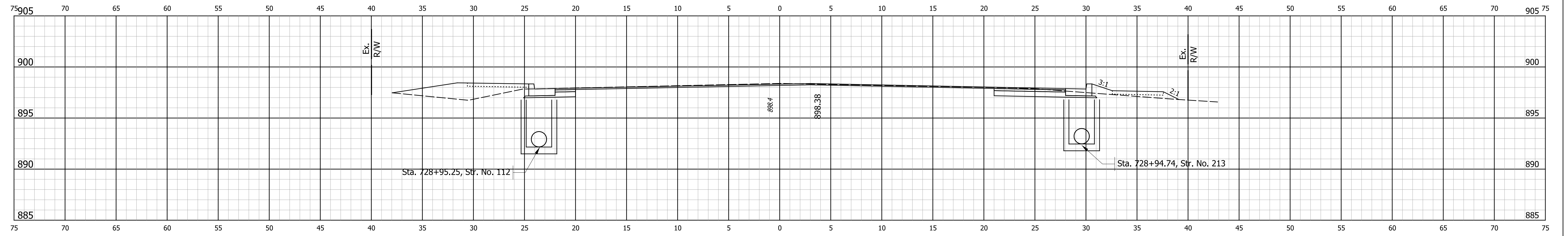
3/9/2021 1:11:14 PM zachsia S:\COL\4000-4099\4060\330 Drawings\CAD\Micro\Plan\Shit Cross Sections.dgn

RECOMMENDED FOR APPROVAL	
DESIGNED: ZMS	DRAWN: ACB
CHECKED: BBB	CHECKED: MAR

INDIANA
DEPARTMENT OF TRANSPORTATION

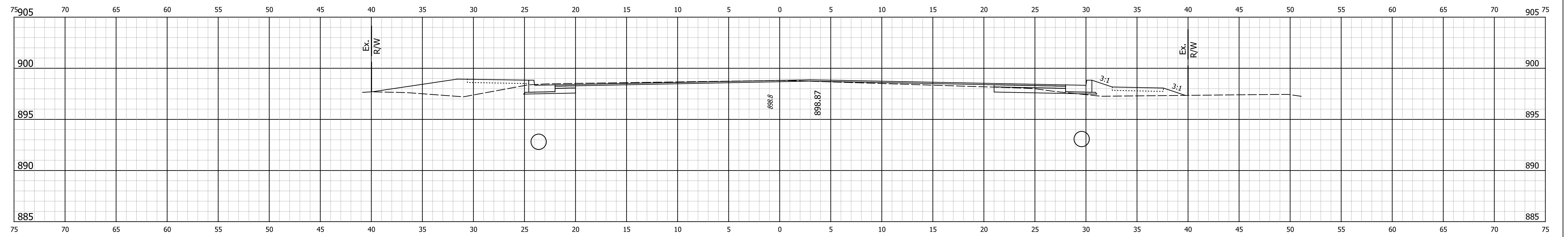
CROSS SECTIONS
STA. 726+51 "A" TO STA. 727+69 "A"

HORIZONTAL SCALE 1" = 5'	BRIDGE FILE NO. NA
VERTICAL SCALE 1" = 5'	DESIGNATION NO. 1700179
SURVEY BOOK NO. NA	SHEETS 89 of 139
CONTRACT NO. R-40477	PROJECT NO. 1700179



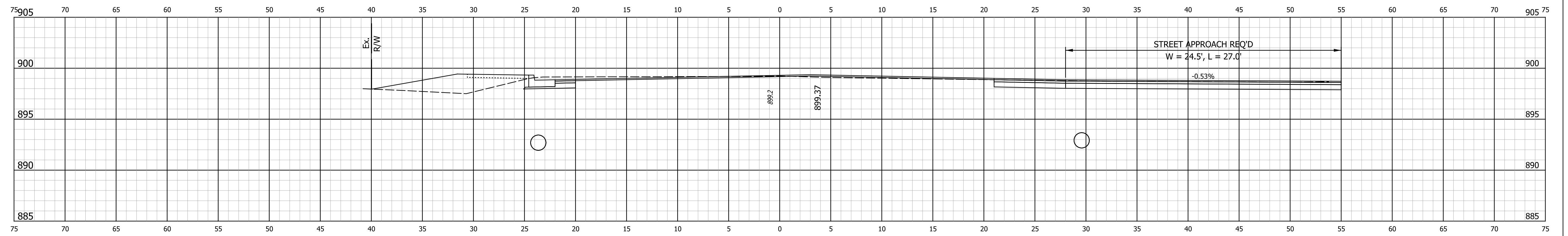
Ac = 16.0 SFT Af = 7.0 SFT
 Vc = 25 CYS Vf = 22 CYS

STA. 729+00



Ac = 10.7 SFT Af = 12.0 SFT
 Vc = 21 CYS Vf = 22 CYS

STA. 728+50



Ac = 12.1 SFT Af = 6.9 SFT
 Vc = 13 CYS Vf = 9 CYS

STA. 728+00

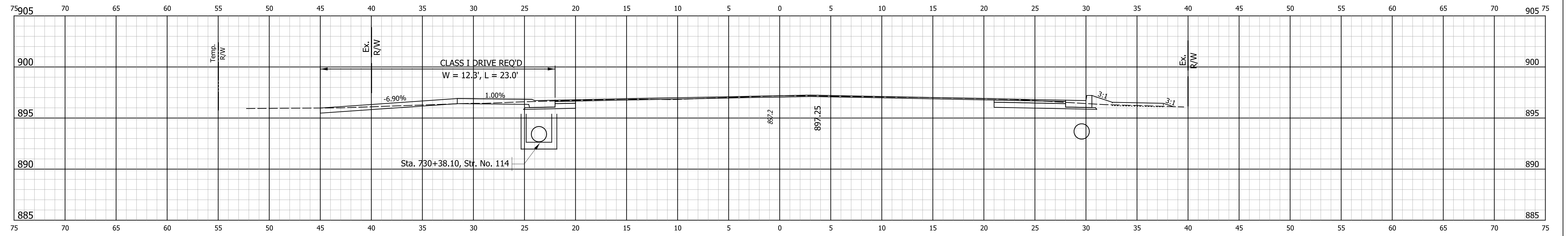
RECOMMENDED FOR APPROVAL	DESIGN ENGINEER	DATE
DESIGNED: ZMS	DRAWN: ACB	
CHECKED: BBB	CHECKED: MAR	

INDIANA DEPARTMENT OF TRANSPORTATION

CROSS SECTIONS
 STA. 728+00 "A" TO STA. 729+00 "A"

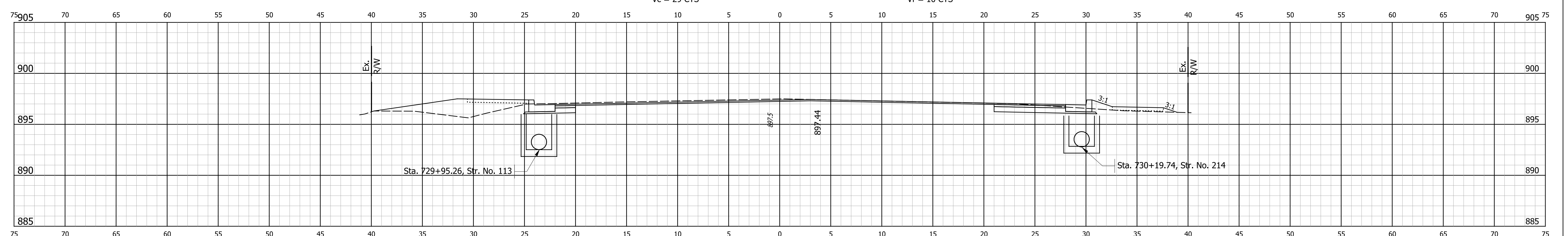
HORIZONTAL SCALE 1" = 5'	BRIDGE FILE NO. NA
VERTICAL SCALE 1" = 5'	DESIGNATION NO. 1700179
SURVEY BOOK NO. NA	SHEETS 90 of 139
CONTRACT NO. R-40477	PROJECT NO. 1700179

S:\COL\4000-1099\4060\330 Drawings\CAD\Micros\Plan\Shit Cross Sections.dgn 3/9/2021 1:11:14 PM zachsa



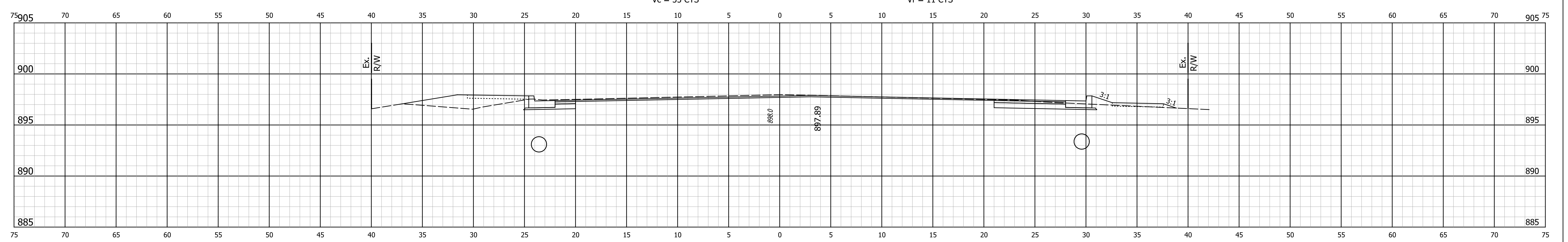
Ac = 12.1 SFT
Vc = 29 CYS
Af = 2.6 SFT
Vf = 10 CYS

STA. 730+50



Ac = 18.9 SFT
Vc = 35 CYS
Af = 6.3 SFT
Vf = 11 CYS

STA. 730+00



Ac = 18.6 SFT
Vc = 32 CYS
Af = 3.5 SFT
Vf = 12 CYS

STA. 729+50

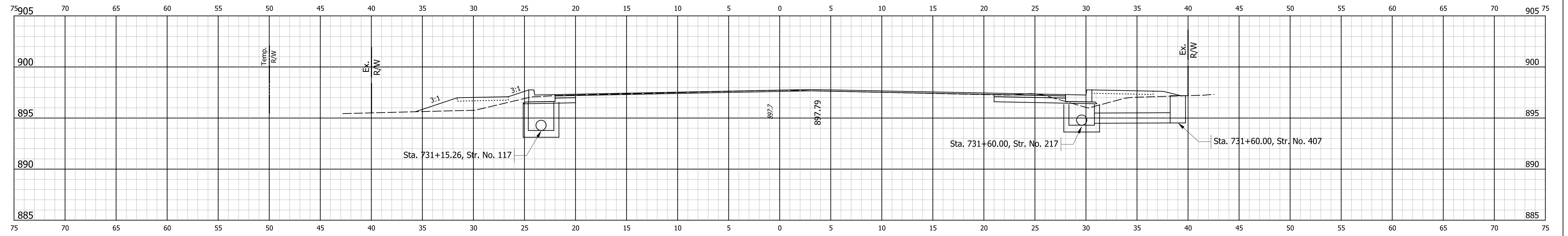
RECOMMENDED FOR APPROVAL	DESIGN ENGINEER	DATE
DESIGNED: ZMS	DRAWN: ACB	
CHECKED: BBB	CHECKED: MAR	

INDIANA
DEPARTMENT OF TRANSPORTATION

CROSS SECTIONS
STA. 729+50 "A" TO STA. 730+50 "A"

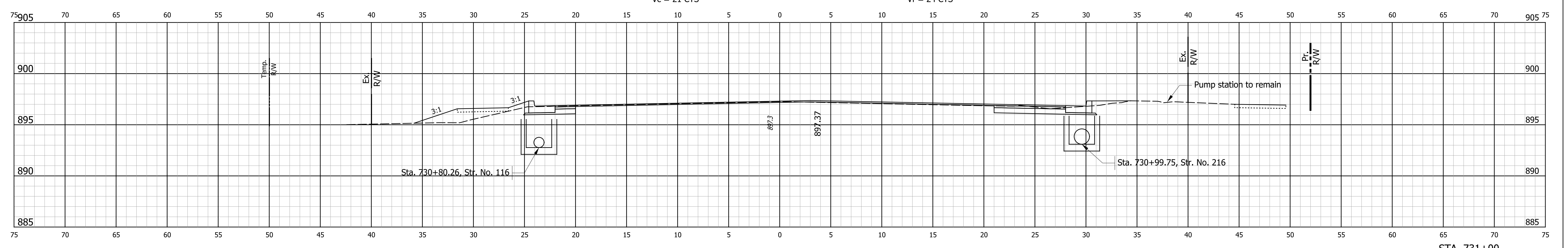
HORIZONTAL SCALE 1" = 5'	BRIDGE FILE NO. NA
VERTICAL SCALE 1" = 5'	DESIGNATION NO. 1700179
SURVEY BOOK NO. NA	SHEETS 91 of 139
CONTRACT NO. R-40477	PROJECT NO. 1700179

3/9/2021 1:11:14 PM zachsa S:\COL\4000-4099\4060\330 Drawings\CAD\Micros\Plan\Shit Cross Sections.dgn



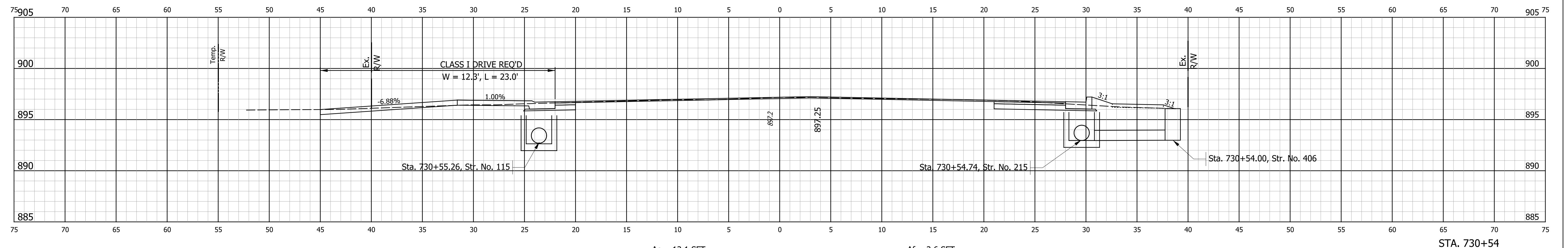
Ac = 10.0 SFT Af = 12.7 SFT
 Vc = 21 CYS Vf = 24 CYS

STA. 731+50



Ac = 12.2 SFT Af = 8.0 SFT
 Vc = 10 CYS Vf = 9 CYS

STA. 731+00



Ac = 12.1 SFT Af = 2.6 SFT
 Vc = 2 CYS Vf = 2 CYS

STA. 730+54

RECOMMENDED FOR APPROVAL	DESIGN ENGINEER	DATE
DESIGNED: ZMS	DRAWN: ACB	
CHECKED: BBB	CHECKED: MAR	

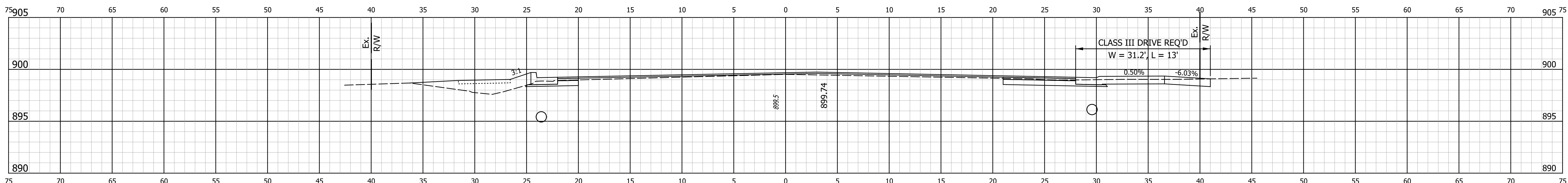
INDIANA DEPARTMENT OF TRANSPORTATION

CROSS SECTIONS
STA. 730+54 "A" TO STA. 731+50 "A"

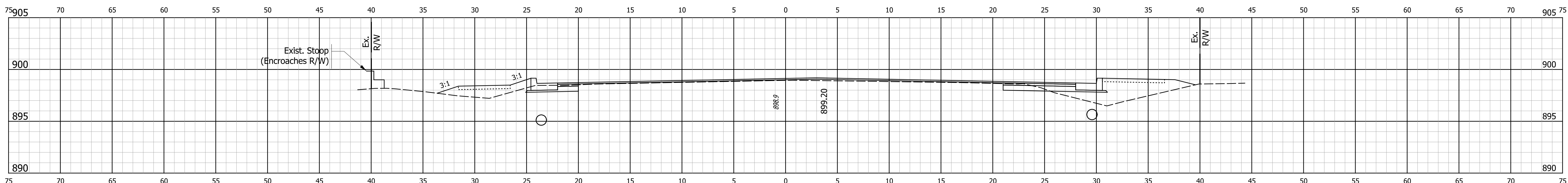
HORIZONTAL SCALE 1" = 5'	BRIDGE FILE NO. NA
VERTICAL SCALE 1" = 5'	DESIGNATION NO. 1700179
SURVEY BOOK NO. NA	SHEETS 92 of 139
CONTRACT NO. R-40477	PROJECT NO. 1700179

S:\COL\4000-4099\4060\330 Drawings\CAD\Micros\Plan\Shr Cross Sections.dgn
 3/9/2021 1:11:15 PM zachsa

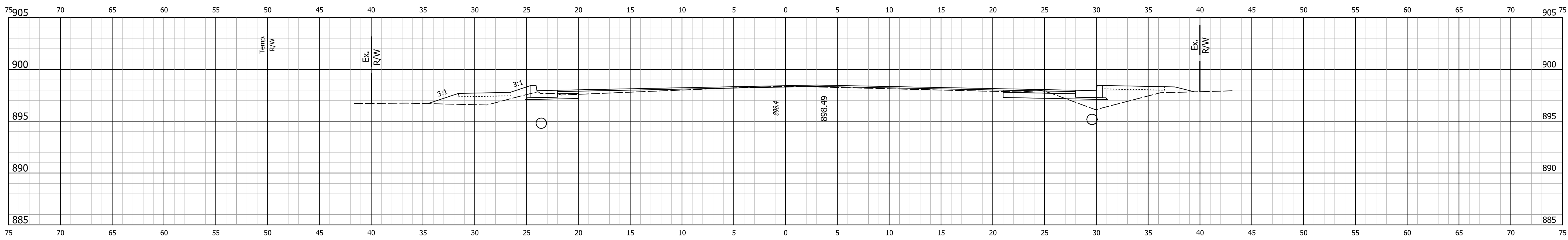
3/9/2021 1:11:15 PM zachsa S:\COL\4000-4099\4060\330 Drawings\CAD\Micros\Plan\Shit Cross Sections.dgn



Ac = 10.7 SFT Af = 16.1 SFT STA. 733+00
 Vc = 15 CYS Vf = 46 CYS

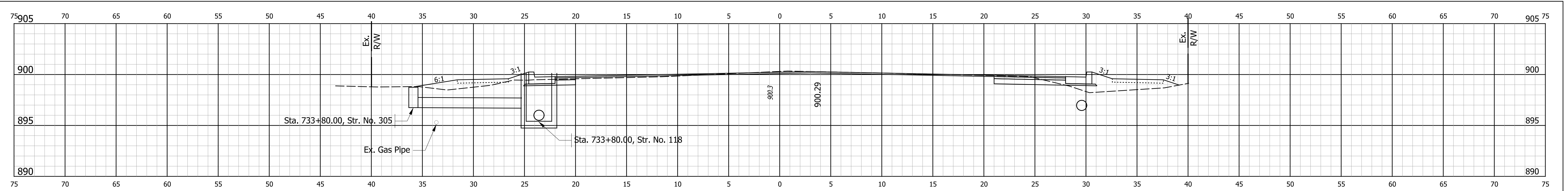


Ac = 5.1 SFT Af = 24.0 SFT STA. 732+50
 Vc = 10 CYS Vf = 50 CYS



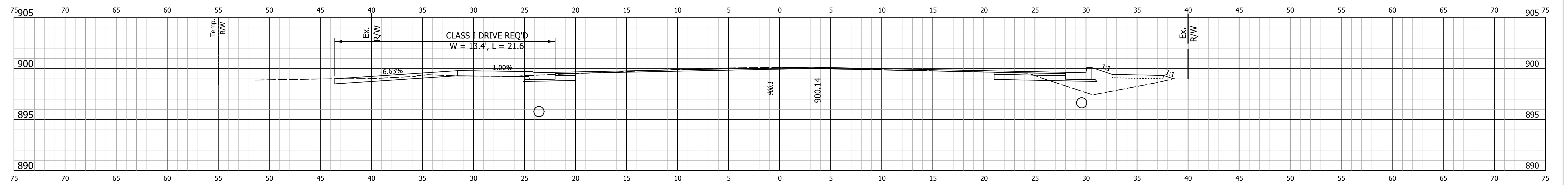
Ac = 5.9 SFT Af = 19.3 SFT STA. 732+00
 Vc = 15 CYS Vf = 37 CYS

RECOMMENDED FOR APPROVAL	DESIGN ENGINEER	DATE	INDIANA DEPARTMENT OF TRANSPORTATION CROSS SECTIONS STA. 732+00 "A" TO STA. 733+00 "A"	HORIZONTAL SCALE	BRIDGE FILE NO.
	DESIGNED: ZMS	DRAWN: ACB		1" = 5'	NA
CHECKED: BBB	CHECKED: MAR		VERTICAL SCALE	DESIGNATION NO.	
			1" = 5'	1700179	
			SURVEY BOOK NO.	SHEETS	
			NA	93 of 139	
			CONTRACT NO.	PROJECT NO.	
			R-40477	1700179	



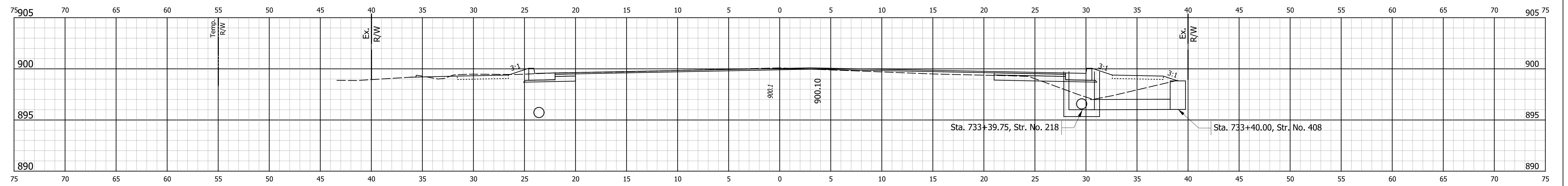
Ac = 10.4 SFT Af = 6.9 SFT
 Vc = 14 CYS Vf = 12 CYS

STA. 734+00



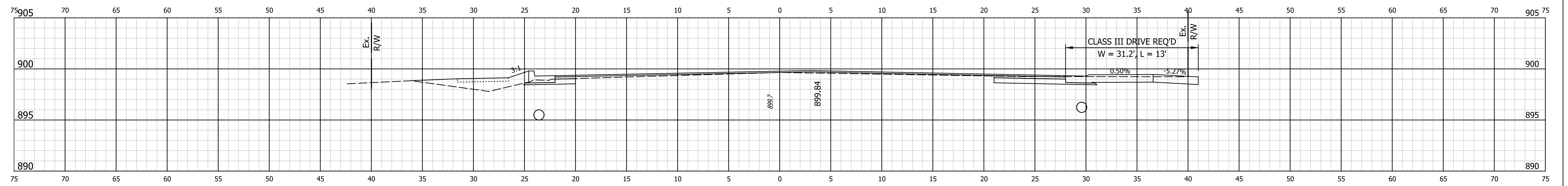
Ac = 8.5 SFT Af = 5.9 SFT
 Vc = 4 CYS Vf = 3 CYS

STA. 733+59



Ac = 12.6 SFT Af = 8.3 SFT
 Vc = 14 CYS Vf = 21 CYS

STA. 733+50



Ac = 7.5 SFT Af = 15.2 SFT
 Vc = 4 CYS Vf = 8 CYS

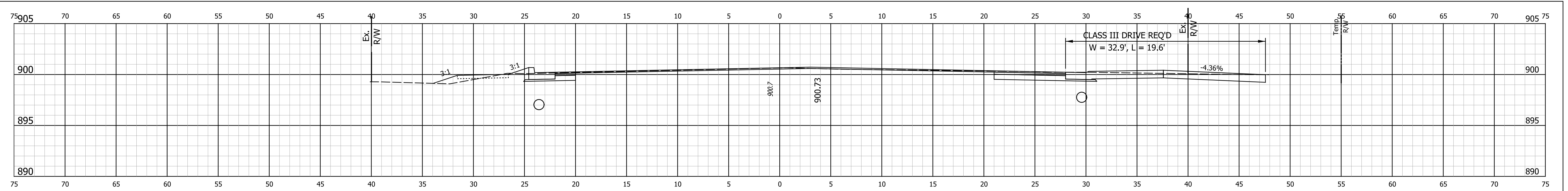
STA. 733+12

3/9/2021 1:11:15 PM zachsa S:\COL\4000-1099\4060\330 Drawings\CAD\Micros\Plan\Shit Cross Sections.dgn

RECOMMENDED FOR APPROVAL	DESIGN ENGINEER	DATE
DESIGNED: ZMS	DRAWN: ACB	
CHECKED: BBB	CHECKED: MAR	

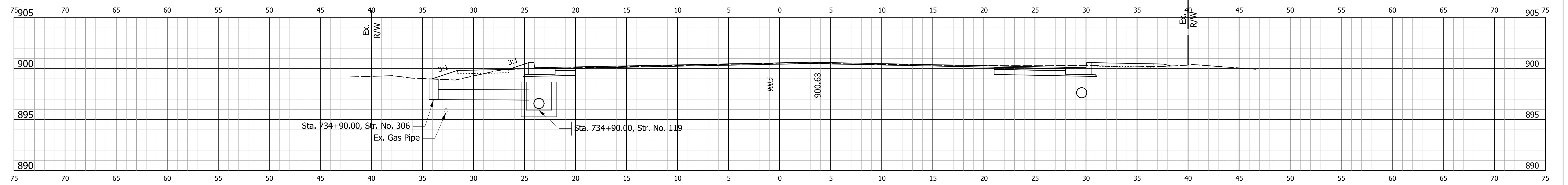
INDIANA DEPARTMENT OF TRANSPORTATION
CROSS SECTIONS
STA. 733+12 "A" TO STA. 734+00 "A"

HORIZONTAL SCALE 1" = 5'	BRIDGE FILE NO. NA
VERTICAL SCALE 1" = 5'	DESIGNATION NO. 1700179
SURVEY BOOK NO. NA	SHEETS 94 of 139
CONTRACT NO. R-40477	PROJECT NO. 1700179



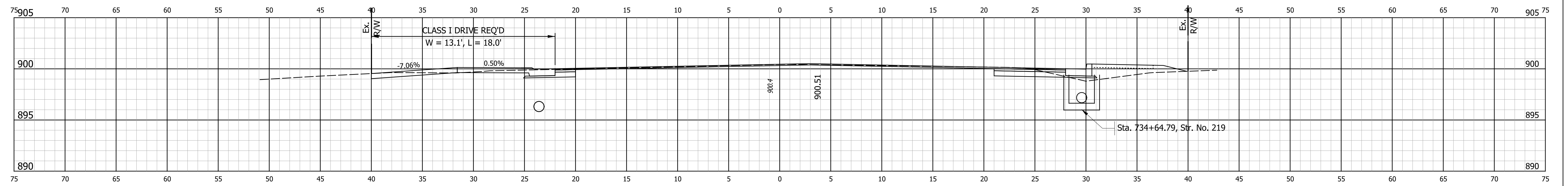
Ac = 13.1 SFT Af = 5.7 SFT
 Vc = 16 CYS Vf = 6 CYS

STA. 735+28



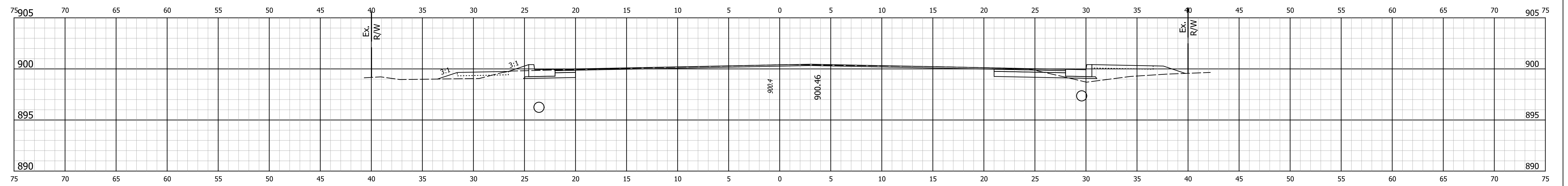
Ac = 16.7 SFT Af = 3.0 SFT
 Vc = 17 CYS Vf = 9 CYS

STA. 735+00



Ac = 10.0 SFT Af = 7.9 SFT
 Vc = 6 CYS Vf = 6 CYS

STA. 734+65



Ac = 12.6 SFT Af = 9.8 SFT
 Vc = 21 CYS Vf = 19 CYS

STA. 734+50

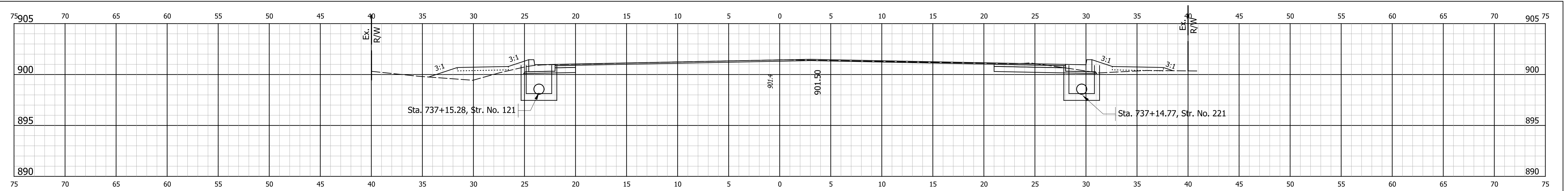
3/9/2021 1:11:16 PM zachsa S:\COL\4000-4099\4060\330 Drawings\CAD\Micros\Plan\Shit Cross Sections.dgn

RECOMMENDED FOR APPROVAL	DESIGN ENGINEER	DATE
DESIGNED: ZMS	DRAWN: ACB	
CHECKED: BBB	CHECKED: MAR	

INDIANA
DEPARTMENT OF TRANSPORTATION

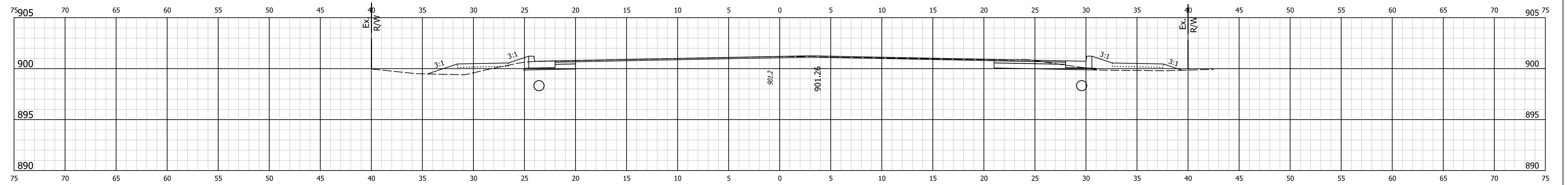
CROSS SECTIONS
STA. 734+50 "A" TO STA. 735+28 "A"

HORIZONTAL SCALE 1" = 5'	BRIDGE FILE NO. NA
VERTICAL SCALE 1" = 5'	DESIGNATION NO. 1700179
SURVEY BOOK NO. NA	SHEETS 95 of 139
CONTRACT NO. R-40477	PROJECT NO. 1700179



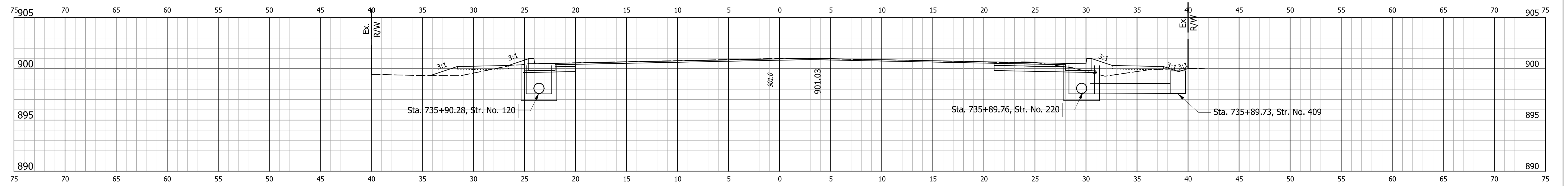
Ac = 13.9 SFT Af = 5.7 SFT
 Vc = 25 CYS Vf = 26 CYS

STA. 737+00



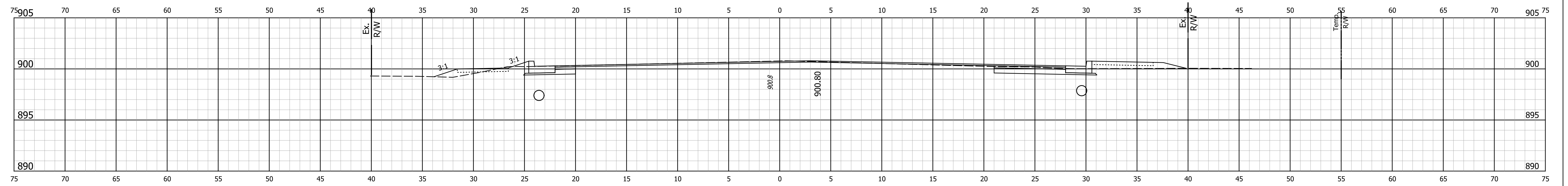
Ac = 13.3 SFT Af = 16.3 SFT
 Vc = 27 CYS Vf = 34 CYS

STA. 736+50



Ac = 15.9 SFT Af = 13.1 SFT
 Vc = 28 CYS Vf = 22 CYS

STA. 736+00



Ac = 13.9 SFT Af = 5.5 SFT
 Vc = 11 CYS Vf = 6 CYS

STA. 735+50

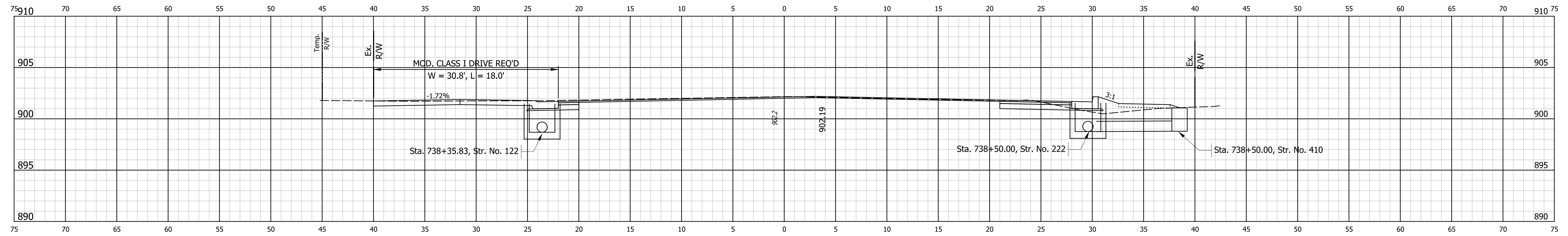
3/9/2021 1:11:16 PM zachsa S:\COL\4000-4099\4060\330 Drawings\CAD\Micros\Plan\Site Cross Sections.dgn

RECOMMENDED FOR APPROVAL _____		DESIGN ENGINEER _____	DATE _____
DESIGNED: ZMS	DRAWN: ACB		
CHECKED: BBB	CHECKED: MAR		

INDIANA
DEPARTMENT OF TRANSPORTATION

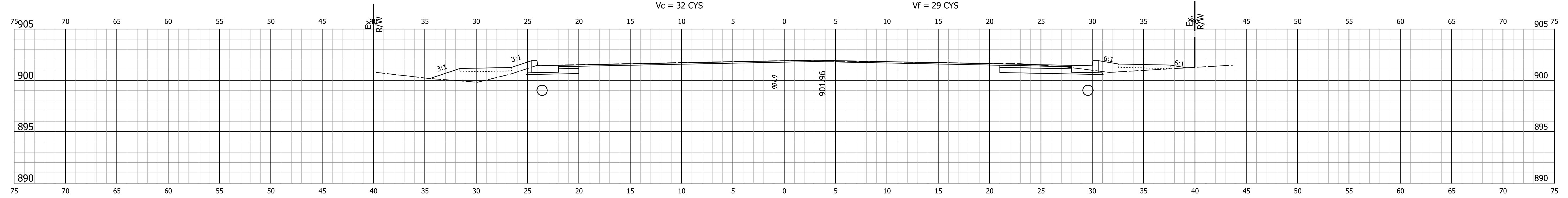
CROSS SECTIONS
STA. 735+50 "A" TO STA. 737+00 "A"

HORIZONTAL SCALE 1" = 5'	BRIDGE FILE NO. NA
VERTICAL SCALE 1" = 5'	DESIGNATION NO. 1700179
SURVEY BOOK NO. NA	SHEETS 96 of 139
CONTRACT NO. R-40477	PROJECT NO. 1700179



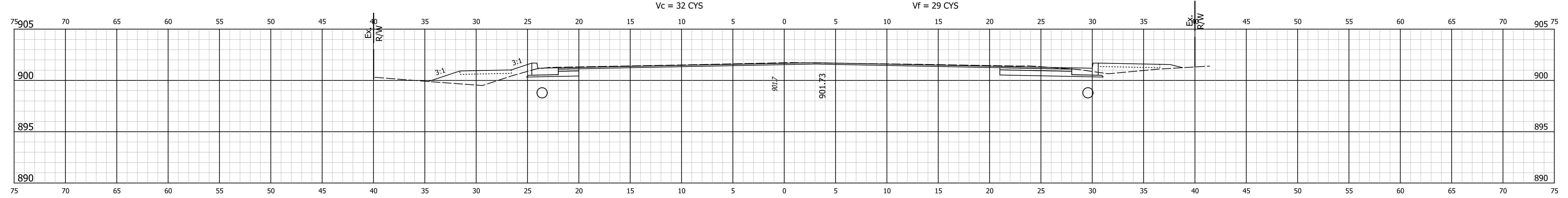
Ac = 18.3 SFT
Vc = 32 CYS
Af = 11.3 SFT
Vf = 29 CYS

STA. 738+50



Ac = 16.4 SFT
Vc = 32 CYS
Af = 14.0 SFT
Vf = 29 CYS

STA. 738+00



Ac = 18.5 SFT
Vc = 30 CYS
Af = 10.7 SFT
Vf = 19 CYS

STA. 737+50

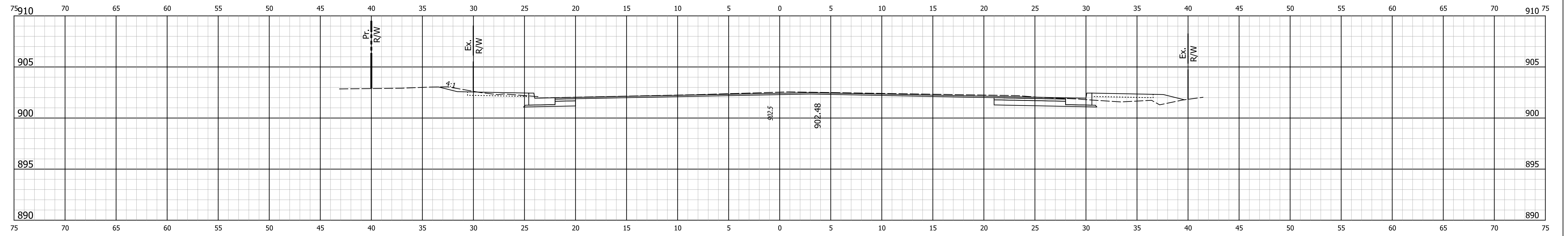
RECOMMENDED FOR APPROVAL	DESIGN ENGINEER	DATE
DESIGNED: ZMS	DRAWN: ACB	
CHECKED: BBB	CHECKED: MAR	

INDIANA
DEPARTMENT OF TRANSPORTATION

CROSS SECTIONS
STA. 737+50 "A" TO STA. 738+50 "A"

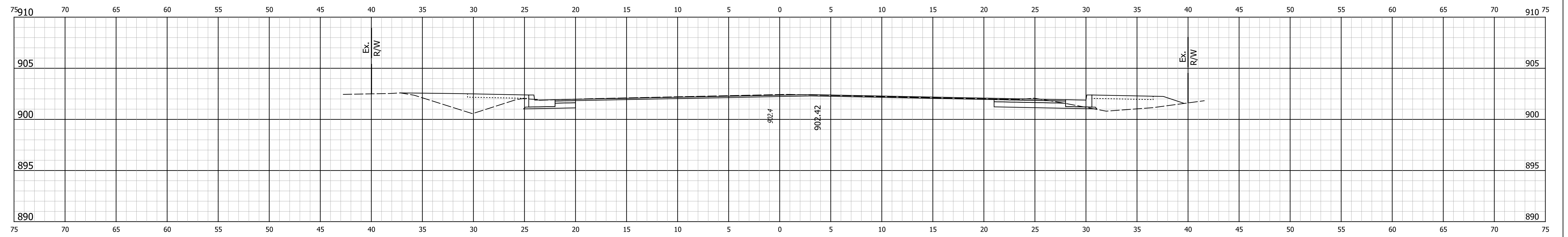
HORIZONTAL SCALE 1" = 5'	BRIDGE FILE NO. NA
VERTICAL SCALE 1" = 5'	DESIGNATION NO. 1700179
SURVEY BOOK NO. NA	SHEETS 97 of 139
CONTRACT NO. R-40477	PROJECT NO. 1700179

S:\COL\4000-1099\4060\330 Drawings\CAD\Micros\Plan\Shit Cross Sections.dgn 3/9/2021 1:11:17 PM zachsa



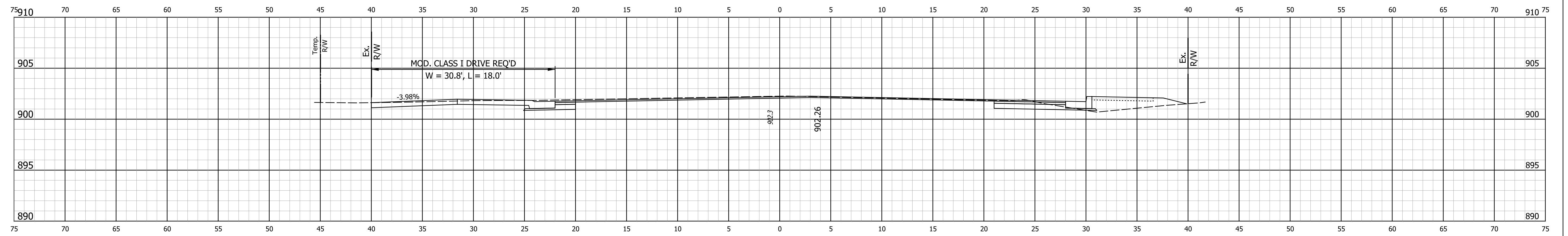
Ac = 35.4 SFT Af = 4.3 SFT
 Vc = 47 CYS Vf = 19 CYS

STA. 739+50



Ac = 15.1 SFT Af = 12.1 SFT
 Vc = 22 CYS Vf = 16 CYS

STA. 739+00



Ac = 19.1 SFT Af = 7.4 SFT
 Vc = 10 CYS Vf = 6 CYS

STA. 738+65

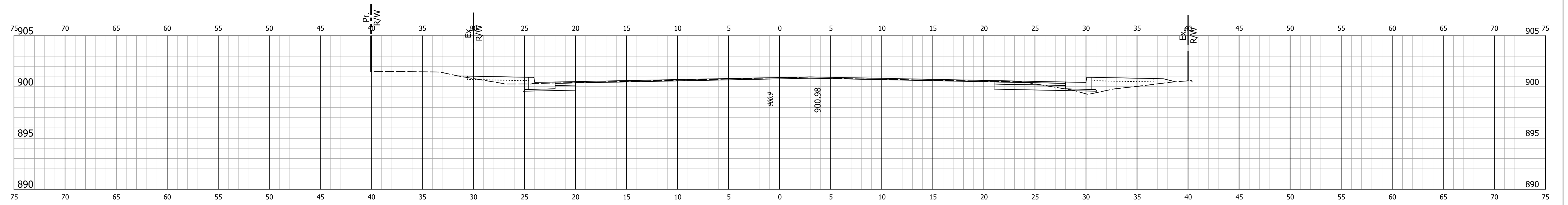
RECOMMENDED FOR APPROVAL	
DESIGNED: ZMS	DRAWN: ACB
CHECKED: BBB	CHECKED: MAR

INDIANA DEPARTMENT OF TRANSPORTATION

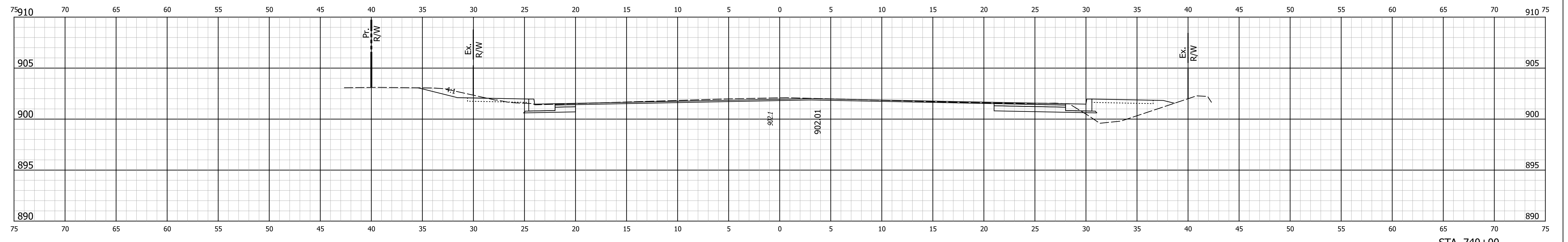
CROSS SECTIONS
 STA. 738+65 "A" TO STA. 739+50 "A"

HORIZONTAL SCALE 1" = 5'	BRIDGE FILE NO. NA
VERTICAL SCALE 1" = 5'	DESIGNATION NO. 1700179
SURVEY BOOK NO. NA	SHEETS 98 of 139
CONTRACT NO. R-40477	PROJECT NO. 1700179

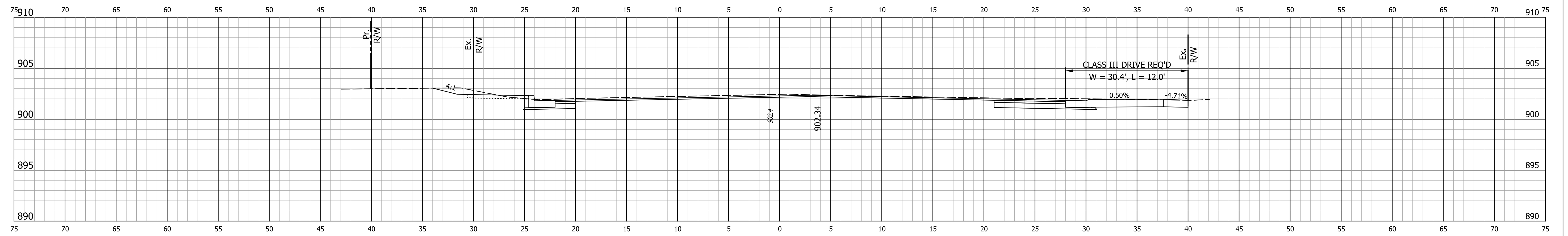
S:\COL\4000-4099\4060\330 Drawings\CAD\Micros\Plan\Site Cross Sections.dgn 3/9/2021 1:11:17 PM zachsa



Ac = 10.0 SFT Af = 8.3 SFT
 Vc = 44 CYS Vf = 22 CYS



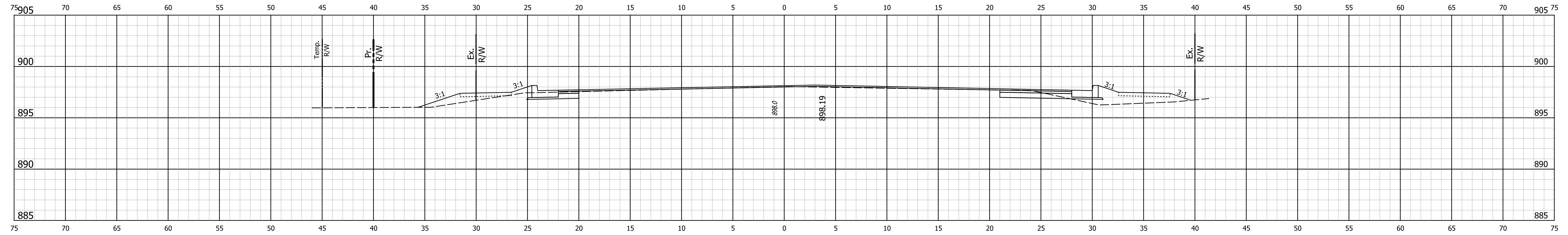
Ac = 38.0 SFT Af = 10.7 SFT
 Vc = 41 CYS Vf = 9 CYS



Ac = 40.3 SFT Af = 2.5 SFT
 Vc = 30 CYS Vf = 3 CYS

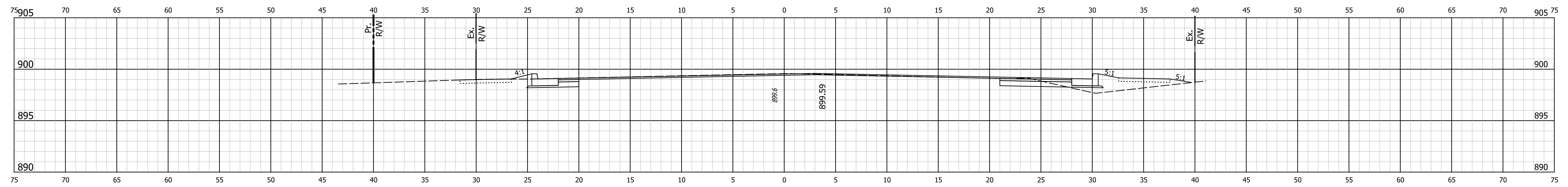
3/9/2021 1:11:17 PM zachsa S:\COL\4000-4099\4060\330 Drawings\CAD\Micros\Plan\Shit Cross Sections.dgn

RECOMMENDED FOR APPROVAL	DESIGN ENGINEER _____ DATE _____	INDIANA DEPARTMENT OF TRANSPORTATION	HORIZONTAL SCALE	BRIDGE FILE NO.
	DESIGNED: ZMS		DRAWN: ACB	1" = 5'
CHECKED: BBB	CHECKED: MAR	CROSS SECTIONS STA. 739+71 "A" TO STA. 740+50 "A"	VERTICAL SCALE	DESIGNATION NO.
			1" = 5'	1700179
			SURVEY BOOK NO.	SHEETS
			NA	99 of 139
			CONTRACT NO.	PROJECT NO.
			R-40477	1700179



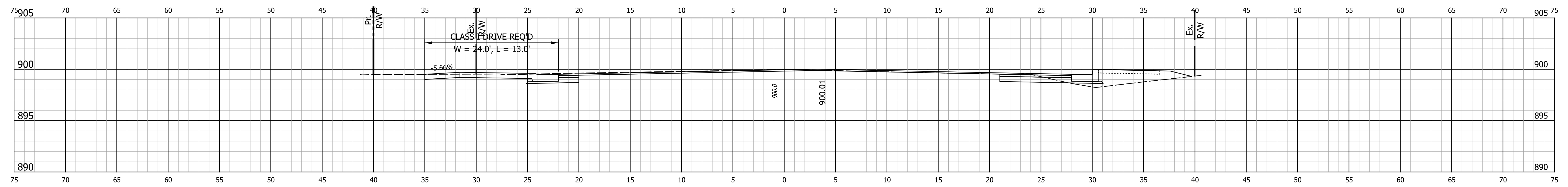
Ac = 6.8 SFT Af = 13.2 SFT
 Vc = 21 CYS Vf = 24 CYS

STA. 741+50



Ac = 15.7 SFT Af = 7.4 SFT
 Vc = 9 CYS Vf = 6 CYS

STA. 741+00



Ac = 15.4 SFT Af = 8.6 SFT
 Vc = 16 CYS Vf = 14 CYS

STA. 740+85

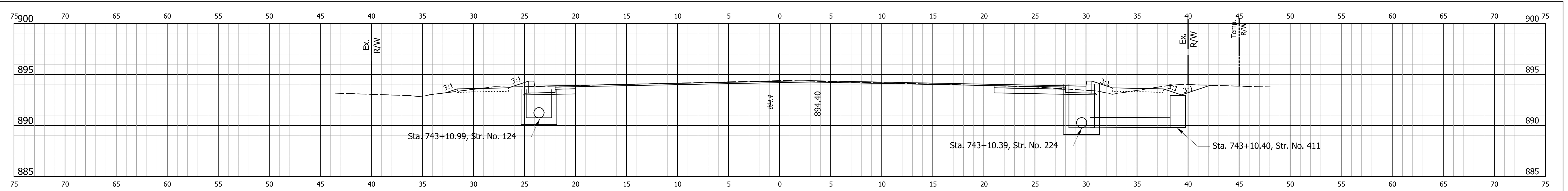
RECOMMENDED FOR APPROVAL	DESIGN ENGINEER	DATE
DESIGNED: ZMS	DRAWN: ACB	
CHECKED: BBB	CHECKED: MAR	

INDIANA DEPARTMENT OF TRANSPORTATION

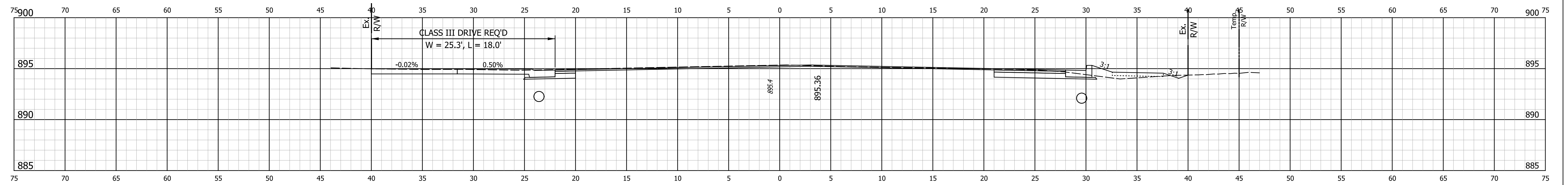
CROSS SECTIONS
 STA. 740+85 "A" TO STA. 741+50 "A"

HORIZONTAL SCALE 1" = 5'	BRIDGE FILE NO. NA
VERTICAL SCALE 1" = 5'	DESIGNATION NO. 1700179
SURVEY BOOK NO. NA	SHEETS 100 of 139
CONTRACT NO. R-40477	PROJECT NO. 1700179

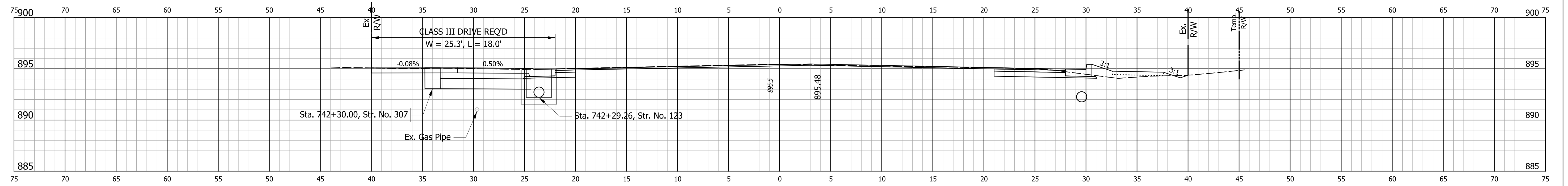
3/9/2021 1:11:18 PM zachsa S:\COL\4000-4099\4060\330 Drawings\CAD\Micros\Plan\Shit Cross Sections.dgn



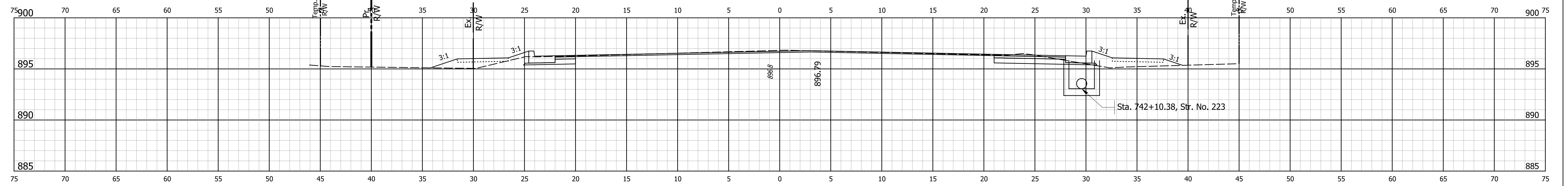
Ac = 18.2 SFT Af = 2.4 SFT
 Vc = 32 CYS Vf = 6 CYS
 STA. 743+00



Ac = 19.9 SFT Af = 3.1 SFT
 Vc = 4 CYS Vf = 1 CYS
 STA. 742+55



Ac = 19.6 SFT Af = 3.4 SFT
 Vc = 31 CYS Vf = 15 CYS
 STA. 742+50



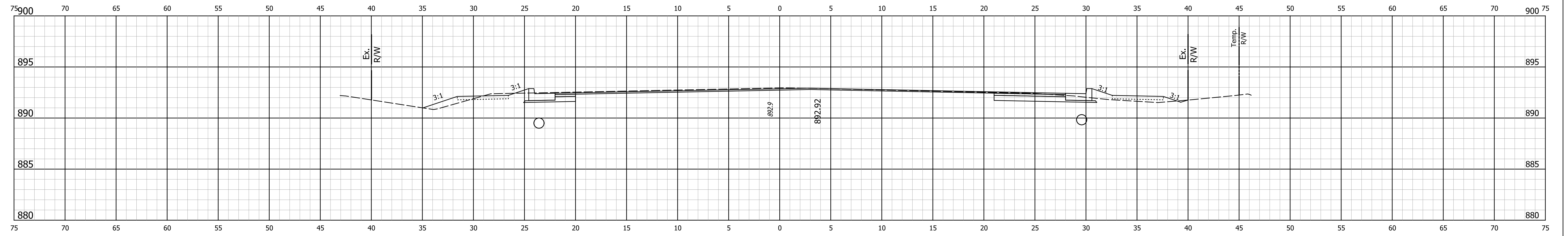
Ac = 14.4 SFT Af = 9.4 SFT
 Vc = 20 CYS Vf = 26 CYS
 STA. 742+00

3/9/2021 1:11:24 PM zachsa S:\COL\4000-1099\4060\330 Drawings\CAD\Micros\Plan\Site Cross Sections.dgn

RECOMMENDED FOR APPROVAL	
DESIGNED: ZMS	DRAWN: ACB
CHECKED: BBB	CHECKED: MAR

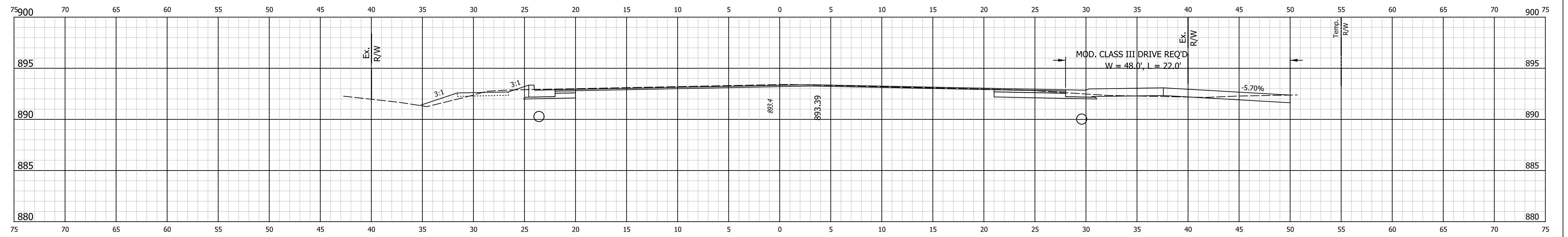
INDIANA DEPARTMENT OF TRANSPORTATION
CROSS SECTIONS
STA. 742+00 "A" TO STA. 743+00 "A"

HORIZONTAL SCALE 1" = 5'	BRIDGE FILE NO. NA
VERTICAL SCALE 1" = 5'	DESIGNATION NO. 1700179
SURVEY BOOK NO. NA	SHEETS 101 of 139
CONTRACT NO. R-40477	PROJECT NO. 1700179



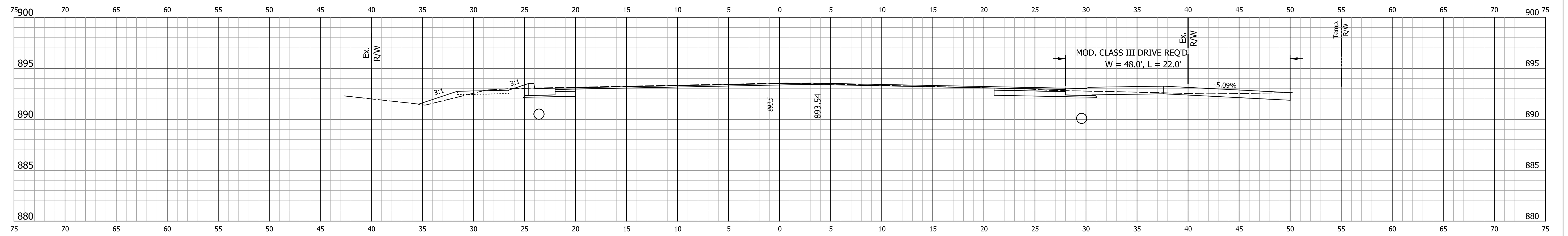
Ac = 18.8 SFT Af = 4.9 SFT
 Vc = 26 CYS Vf = 10 CYS

STA. 744+00



Ac = 16.7 SFT Af = 6.4 SFT
 Vc = 6 CYS Vf = 3 CYS

STA. 743+61



Ac = 15.3 SFT Af = 4.6 SFT
 Vc = 31 CYS Vf = 8 CYS

STA. 743+50

RECOMMENDED FOR APPROVAL	DESIGN ENGINEER	DATE
DESIGNED: ZMS	DRAWN: ACB	
CHECKED: BBB	CHECKED: MAR	

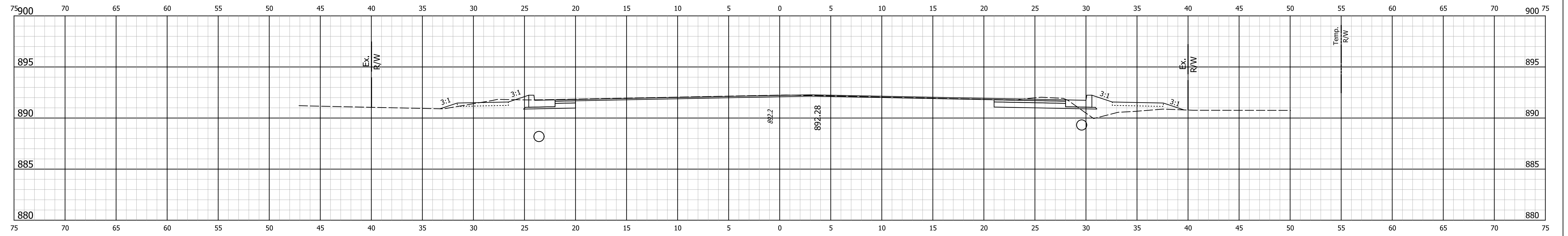
INDIANA DEPARTMENT OF TRANSPORTATION

CROSS SECTIONS

STA. 743+50 "A" TO STA. 744+00 "A"

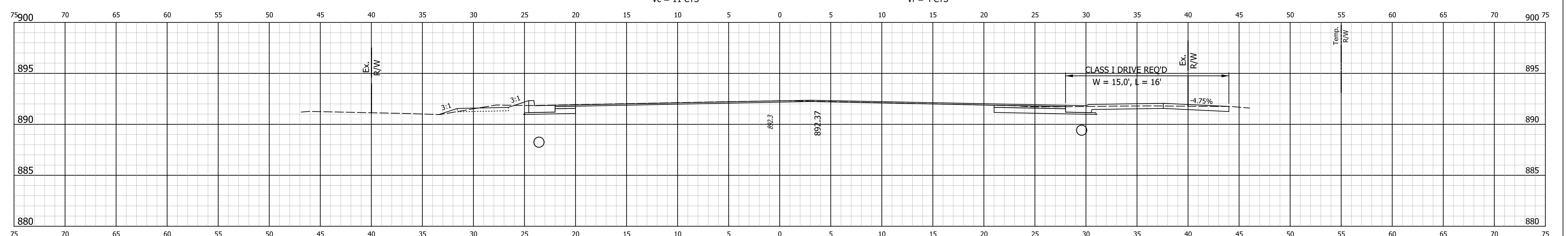
HORIZONTAL SCALE 1" = 5'	BRIDGE FILE NO. NA
VERTICAL SCALE 1" = 5'	DESIGNATION NO. 1700179
SURVEY BOOK NO. NA	SHEETS 102 of 139
CONTRACT NO. R-40477	PROJECT NO. 1700179

S:\COL\4000-4099\4060\330 Drawings\CAD\Micros\Plan\Site Cross Sections.dgn 3/9/2021 1:11:25 PM zachsa



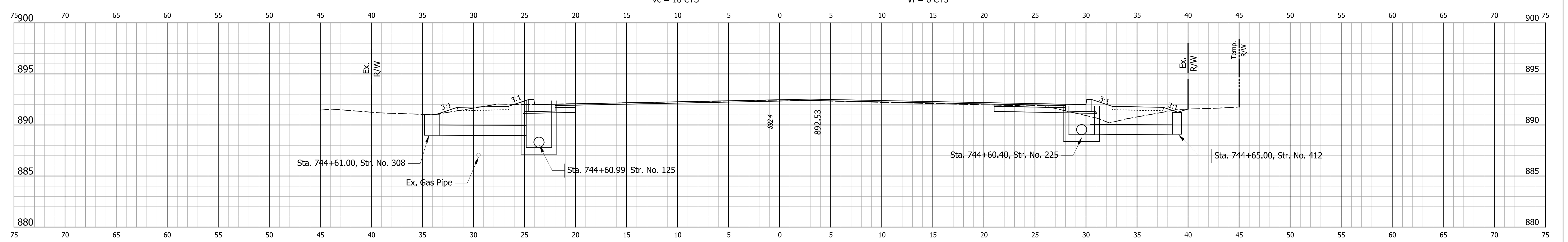
Ac = 17.0 SFT Af = 7.7 SFT
 Vc = 11 CYS Vf = 4 CYS

STA. 745+00



Ac = 16.8 SFT Af = 1.6 SFT
 Vc = 18 CYS Vf = 8 CYS

STA. 744+82



Ac = 12.3 SFT Af = 8.7 SFT
 Vc = 29 CYS Vf = 16 CYS

STA. 744+50

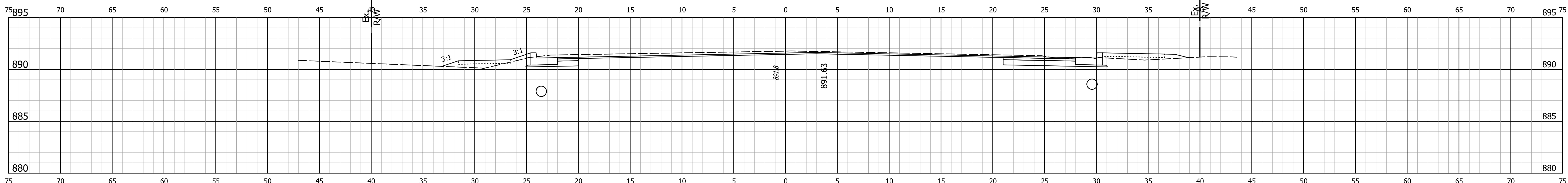
RECOMMENDED FOR APPROVAL	DESIGN ENGINEER	DATE
DESIGNED: ZMS	DRAWN: ACB	
CHECKED: BBB	CHECKED: MAR	

INDIANA DEPARTMENT OF TRANSPORTATION

CROSS SECTIONS
 STA. 744+50 "A" TO STA. 745+00 "A"

HORIZONTAL SCALE 1" = 5'	BRIDGE FILE NO. NA
VERTICAL SCALE 1" = 5'	DESIGNATION NO. 1700179
SURVEY BOOK NO. NA	SHEETS 103 of 139
CONTRACT NO. R-40477	PROJECT NO. 1700179

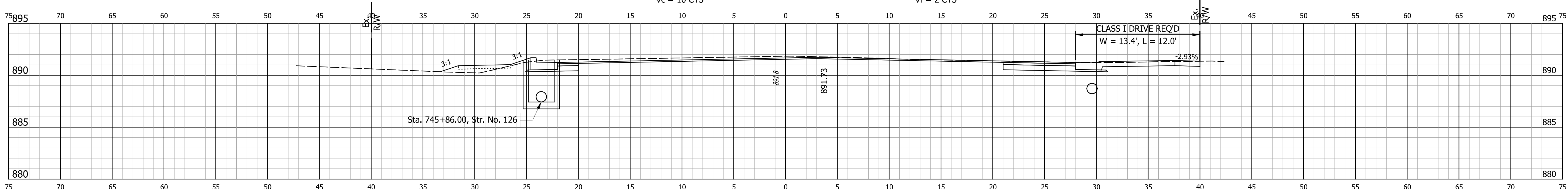
S:\COL\4000-4099\4060\330 Drawings\CAD\Micros\Plan\Shr Cross Sections.dgn 3/9/2021 1:11:25 PM zachsa



Ac = 25.3 SFT
Vc = 10 CYS

Af = 4.4 SFT
Vf = 2 CYS

STA. 746+00



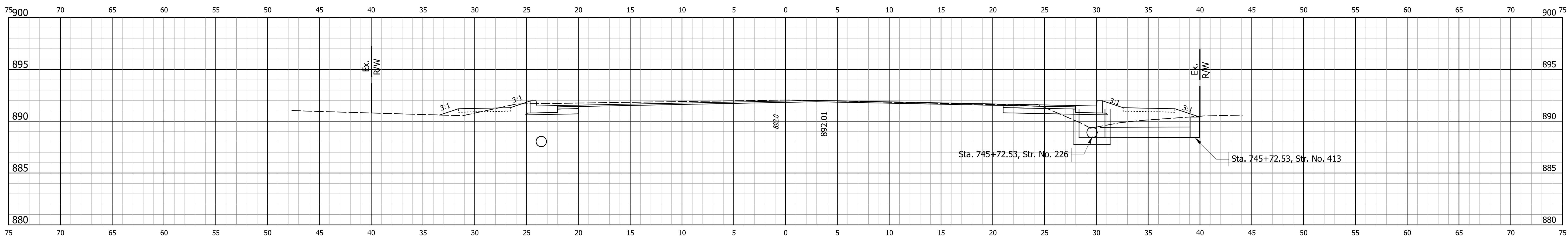
Sta. 745+86.00, Str. No. 126

CLASS I DRIVE REQ'D
W = 13.4', L = 12.0'

Ac = 21.5 SFT
Vc = 28 CYS

Af = 3.7 SFT
Vf = 15 CYS

STA. 745+89



Sta. 745+72.53, Str. No. 226

Sta. 745+72.53, Str. No. 413

Ac = 17.1 SFT
Vc = 32 CYS

Af = 13.2 SFT
Vf = 24 CYS

STA. 745+50

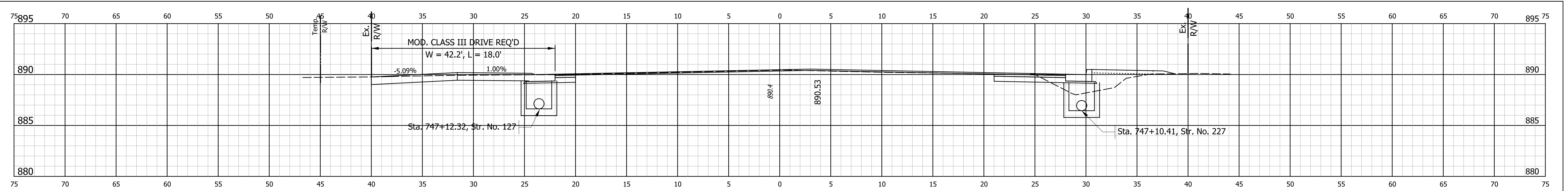
RECOMMENDED FOR APPROVAL	DESIGN ENGINEER	DATE
DESIGNED: ZMS	DRAWN: ACB	
CHECKED: BBB	CHECKED: MAR	

INDIANA
DEPARTMENT OF TRANSPORTATION

CROSS SECTIONS
STA. 745+50 "A" TO STA. 746+00 "A"

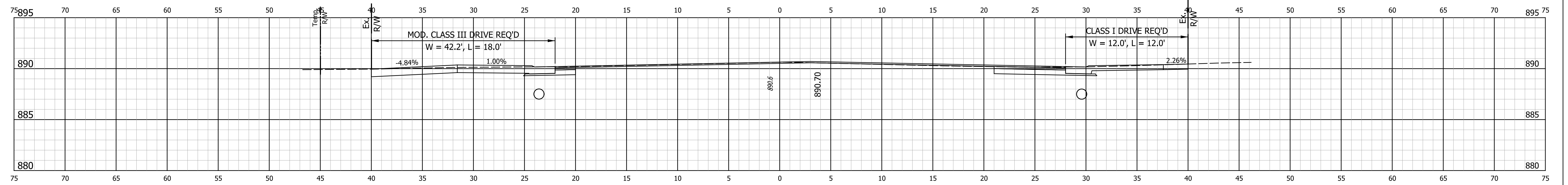
HORIZONTAL SCALE 1" = 5'	BRIDGE FILE NO. NA
VERTICAL SCALE 1" = 5'	DESIGNATION NO. 1700179
SURVEY BOOK NO. NA	SHEETS 104 of 139
CONTRACT NO. R-40477	PROJECT NO. 1700179

3/9/2021 1:11:25 PM zachsa S:\COL\4000-4099\4060\330 Drawings\CAD\Micros\Plan\Shit Cross Sections.dgn



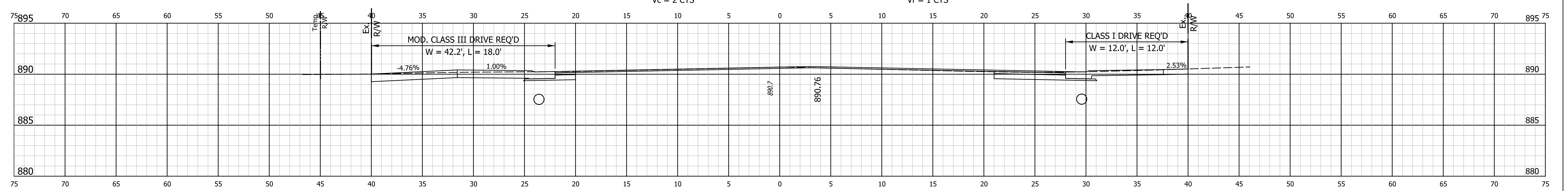
Ac = 10.9 SFT Af = 9.9 SFT
 Vc = 6 CYS Vf = 4 CYS

STA. 747+00



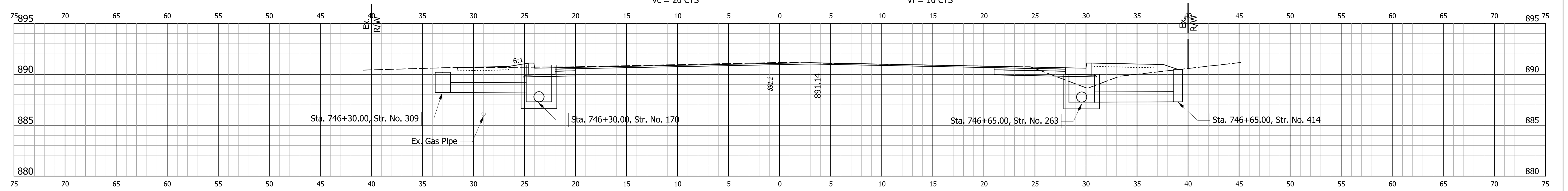
Ac = 14.0 SFT Af = 3.6 SFT
 Vc = 2 CYS Vf = 1 CYS

STA. 746+86



Ac = 14.3 SFT Af = 3.4 SFT
 Vc = 20 CYS Vf = 10 CYS

STA. 746+82



Ac = 19.9 SFT Af = 10.0 SFT
 Vc = 42 CYS Vf = 17 CYS

STA. 746+50

RECOMMENDED FOR APPROVAL	DESIGN ENGINEER	DATE
DESIGNED: ZMS	DRAWN: ACB	
CHECKED: BBB	CHECKED: MAR	

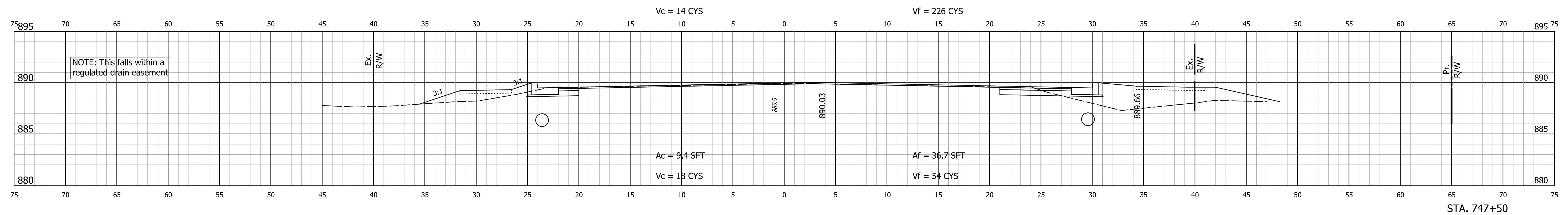
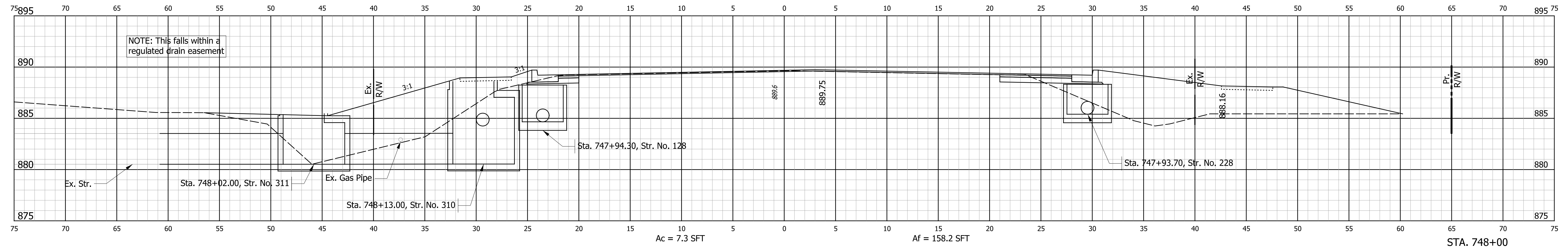
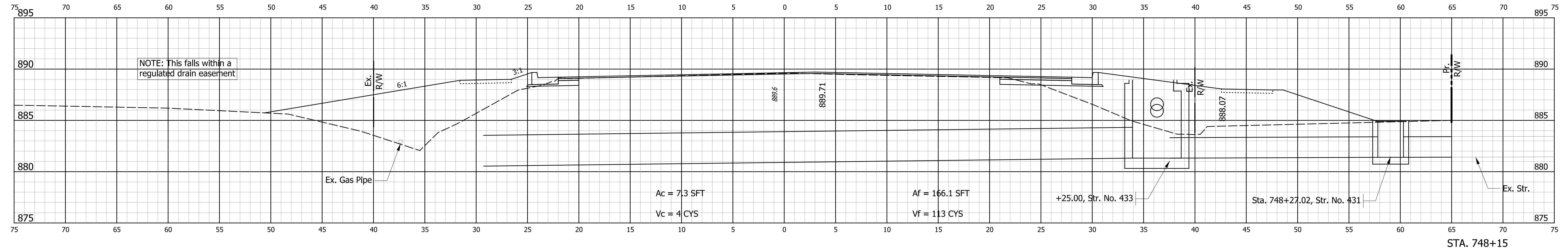
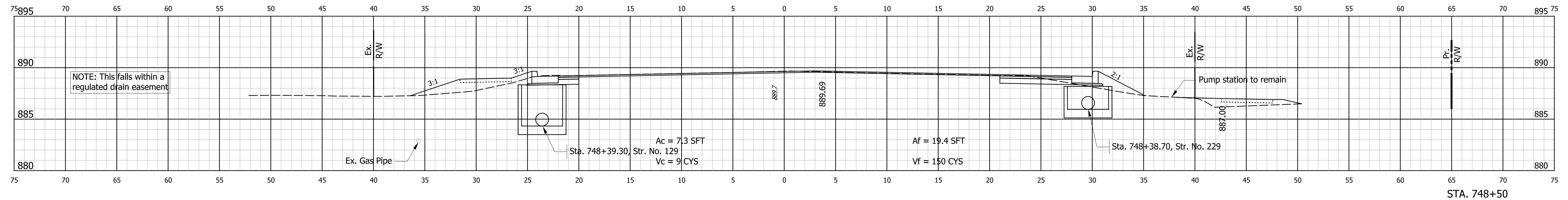
INDIANA DEPARTMENT OF TRANSPORTATION

CROSS SECTIONS

STA. 746+50 "A" TO STA. 747+00 "A"

HORIZONTAL SCALE	BRIDGE FILE NO.
1" = 5'	NA
VERTICAL SCALE	DESIGNATION NO.
1" = 5'	1700179
SURVEY BOOK NO.	SHEETS
NA	105 of 139
CONTRACT NO.	PROJECT NO.
R-40477	1700179

3/9/2021 1:11:26 PM zachsia S:\COL\4000-1099\4060\330 Drawings\CAD\Micros\Plan\Site Cross Sections.dgn

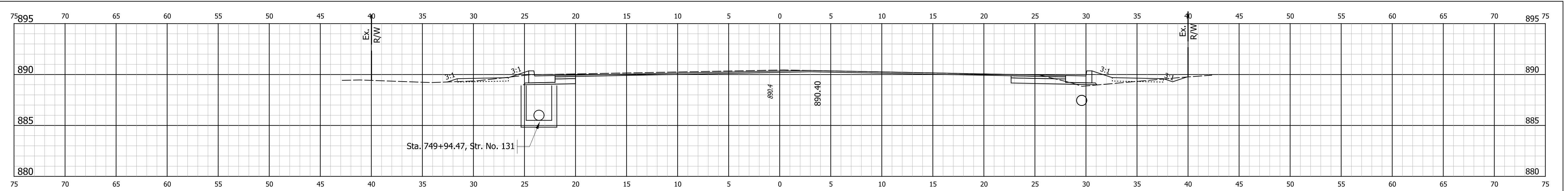


3/9/2021 1:11:26 PM
 S:\COL\4000-4099\4060\330 Drawings\CAD\Micros\Plan\Shl Cross Sections.dgn

RECOMMENDED FOR APPROVAL	DESIGN ENGINEER	DATE
DESIGNED: ZMS	DRAWN: ACB	
CHECKED: BBB	CHECKED: MAR	

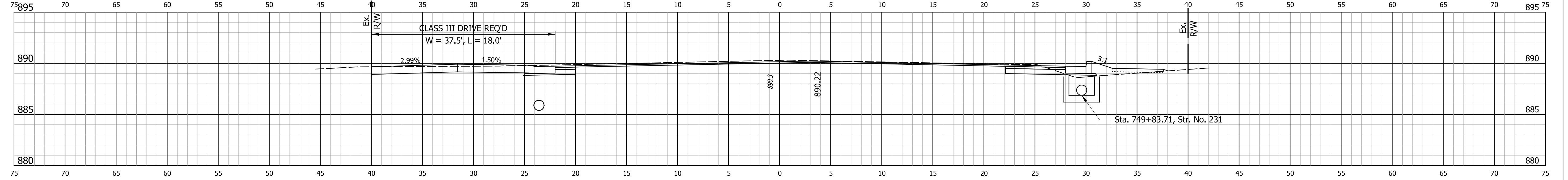
INDIANA DEPARTMENT OF TRANSPORTATION
CROSS SECTIONS
STA. 747+50 "A" TO STA. 748+50 "A"

HORIZONTAL SCALE 1" = 5'	BRIDGE FILE NO. NA
VERTICAL SCALE 1" = 5'	DESIGNATION NO. 1700179
SURVEY BOOK NO. NA	SHEETS 106 of 139
CONTRACT NO. R-40477	PROJECT NO. 1700179



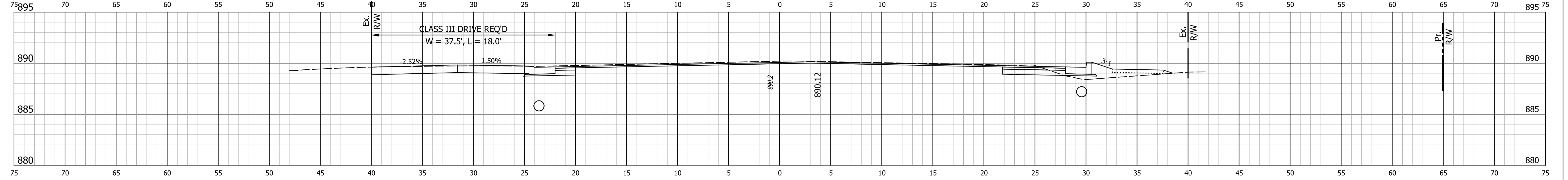
Ac = 17.6 SFT Af = 2.9 SFT
 Vc = 24 CYS Vf = 5 CYS

STA. 750+00



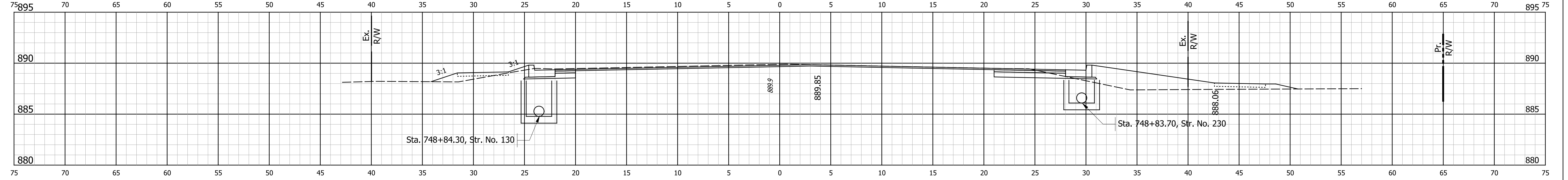
Ac = 21.5 SFT Af = 3.5 SFT
 Vc = 13 CYS Vf = 3 CYS

STA. 749+66



Ac = 21.9 SFT Af = 5.1 SFT
 Vc = 36 CYS Vf = 24 CYS

STA. 749+50



Ac = 16.9 SFT Af = 15.8 SFT
 Vc = 22 CYS Vf = 41 CYS

STA. 749+00

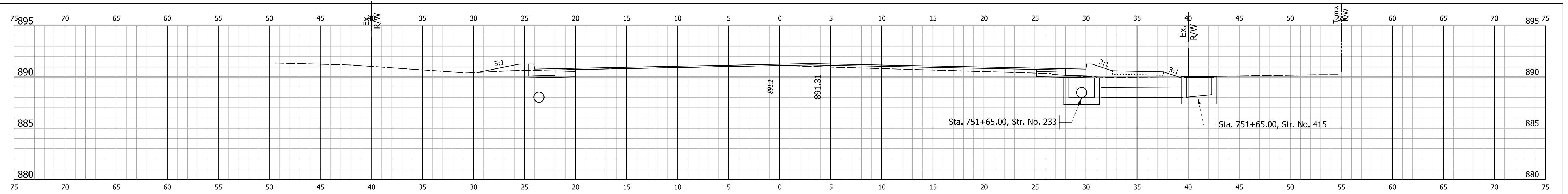
3/9/2021 1:11:27 PM zachsa S:\COL\4000-1099\4060\330 Drawings\CAD\Micros\Plan\Shit Cross Sections.dgn

RECOMMENDED FOR APPROVAL	DESIGN ENGINEER	DATE
DESIGNED: ZMS	DRAWN: ACB	
CHECKED: BBB	CHECKED: MAR	

INDIANA
DEPARTMENT OF TRANSPORTATION

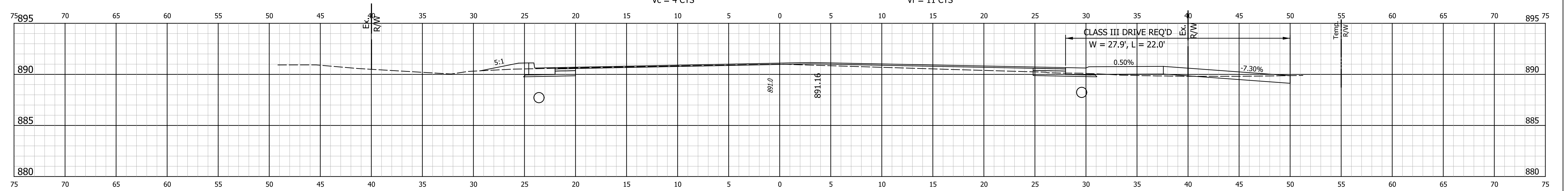
CROSS SECTIONS
STA. 749+00 "A" TO STA. 750+00 "A"

HORIZONTAL SCALE 1" = 5'	BRIDGE FILE NO. NA
VERTICAL SCALE 1" = 5'	DESIGNATION NO. 1700179
SURVEY BOOK NO. NA	SHEETS 107 of 139
CONTRACT NO. R-40477	PROJECT NO. 1700179



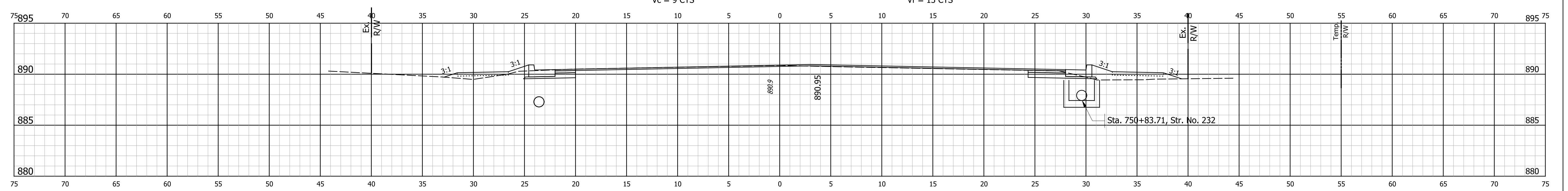
Ac = 4.6 SFT Af = 10.8 SFT
 Vc = 4 CYS Vf = 11 CYS

STA. 751+50



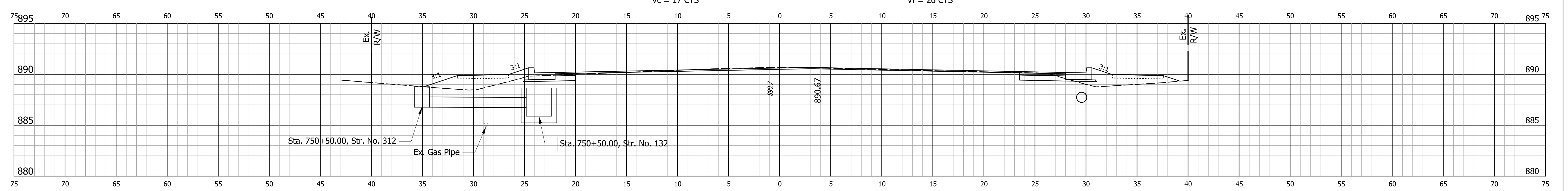
Ac = 6.1 SFT Af = 12.4 SFT
 Vc = 9 CYS Vf = 13 CYS

STA. 751+30



Ac = 9.6 SFT Af = 7.2 SFT
 Vc = 17 CYS Vf = 26 CYS

STA. 751+00



Ac = 9.2 SFT Af = 14.9 SFT
 Vc = 25 CYS Vf = 21 CYS

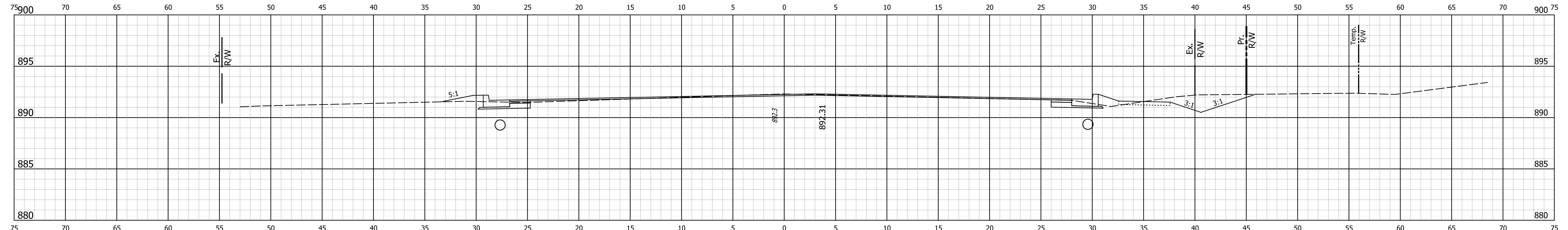
STA. 750+50

3/9/2021 1:11:27 PM zachsa S:\COL\4000-1099\4060\330 Drawings\CAD\Micros\Plan\Shit Cross Sections.dgn

RECOMMENDED FOR APPROVAL	DESIGN ENGINEER	DATE
DESIGNED: ZMS	DRAWN: ACB	
CHECKED: BBB	CHECKED: MAR	

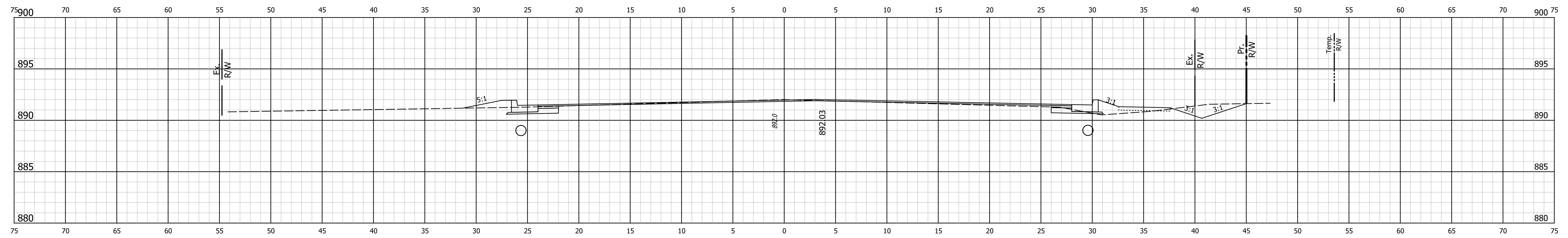
INDIANA DEPARTMENT OF TRANSPORTATION
CROSS SECTIONS
STA. 750+50 "A" TO STA. 751+50 "A"

HORIZONTAL SCALE	BRIDGE FILE NO.
1" = 5'	NA
VERTICAL SCALE	DESIGNATION NO.
1" = 5'	1700179
SURVEY BOOK NO.	SHEETS
NA	108 of 139
CONTRACT NO.	PROJECT NO.
R-40477	1700179



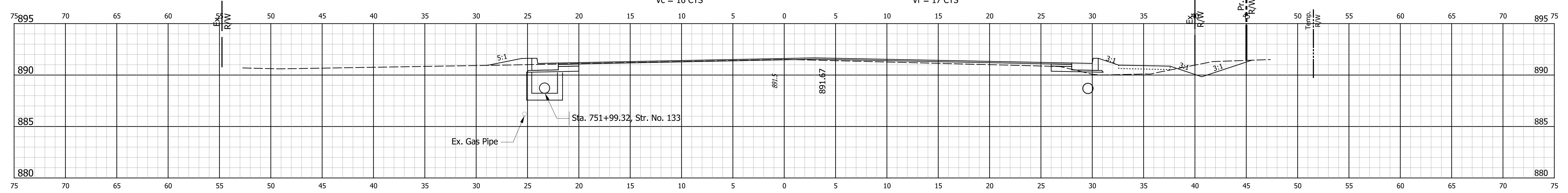
Ac = 14.8 SFT Af = 2.9 SFT
 Vc = 22 CYS Vf = 9 CYS

STA. 753+00



Ac = 8.5 SFT Af = 5.2 SFT
 Vc = 16 CYS Vf = 17 CYS

STA. 752+00



Ac = 8.6 SFT Af = 9.3 SFT
 Vc = 12 CYS Vf = 23 CYS

STA. 752+00

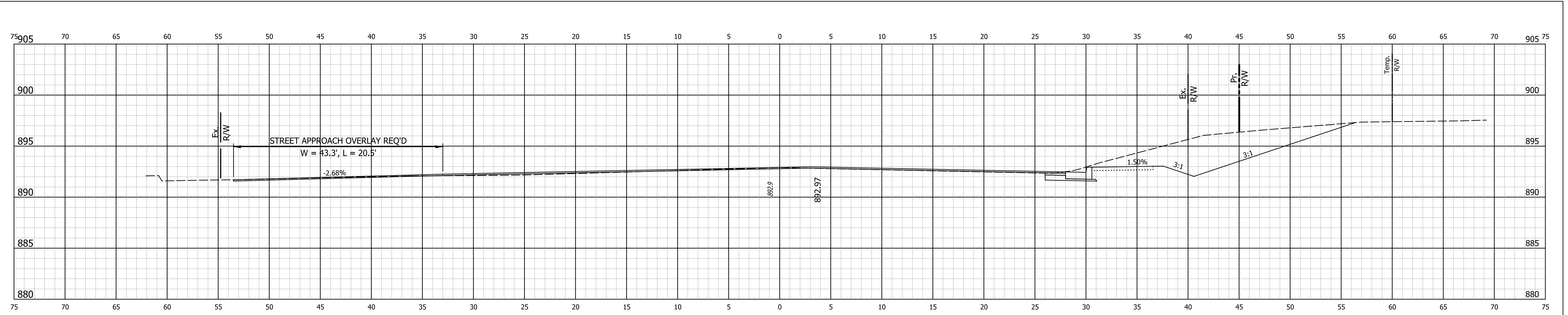
RECOMMENDED FOR APPROVAL	
DESIGNED: ZMS	DRAWN: ACB
CHECKED: BBB	CHECKED: MAR

INDIANA DEPARTMENT OF TRANSPORTATION

CROSS SECTIONS
 STA. 752+00 "A" TO STA. 753+00 "A"

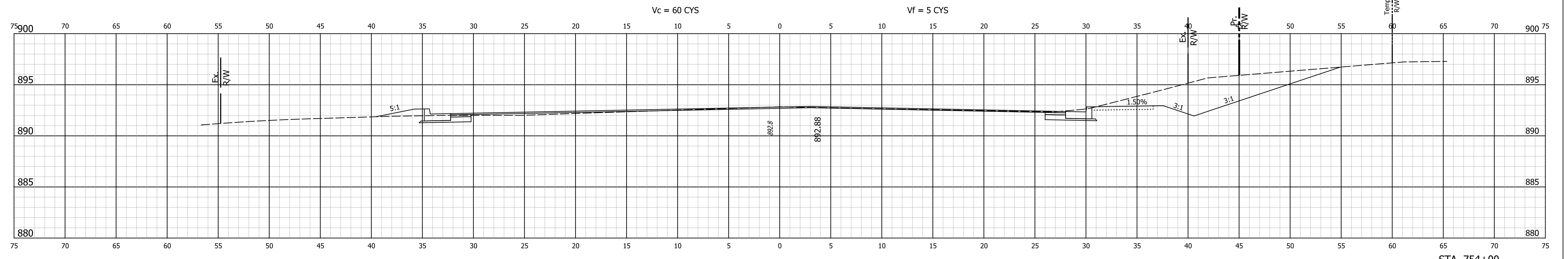
HORIZONTAL SCALE 1" = 5'	BRIDGE FILE NO. NA
VERTICAL SCALE 1" = 5'	DESIGNATION NO. 1700179
SURVEY BOOK NO. NA	SHEETS 109 of 139
CONTRACT NO. R-40477	PROJECT NO. 1700179

S:\COL\4000-1099\4060\330 Drawings\CAD\Micros\Plan\Sht Cross Sections.dgn 3/9/2021 1:11:27 PM zachsa



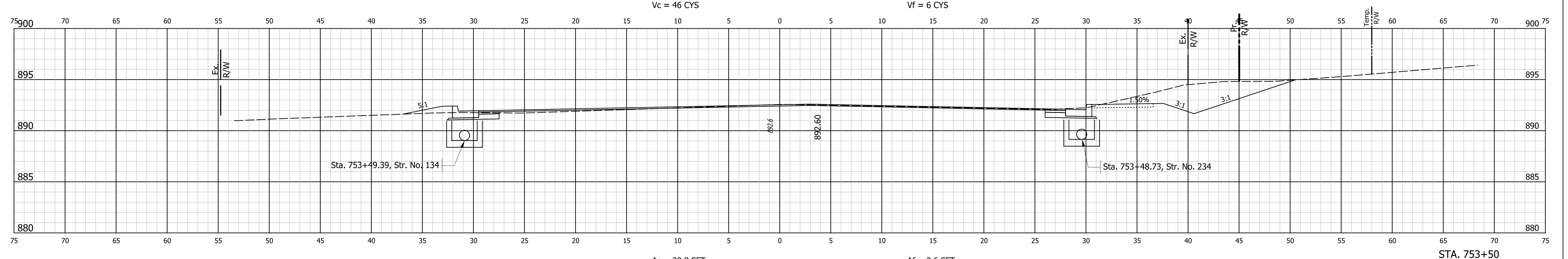
Ac = 36.2 SFT Af = 1.9 SFT
 Vc = 60 CYS Vf = 5 CYS

STA. 754+50



Ac = 29.2 SFT Af = 2.8 SFT
 Vc = 46 CYS Vf = 6 CYS

STA. 754+00

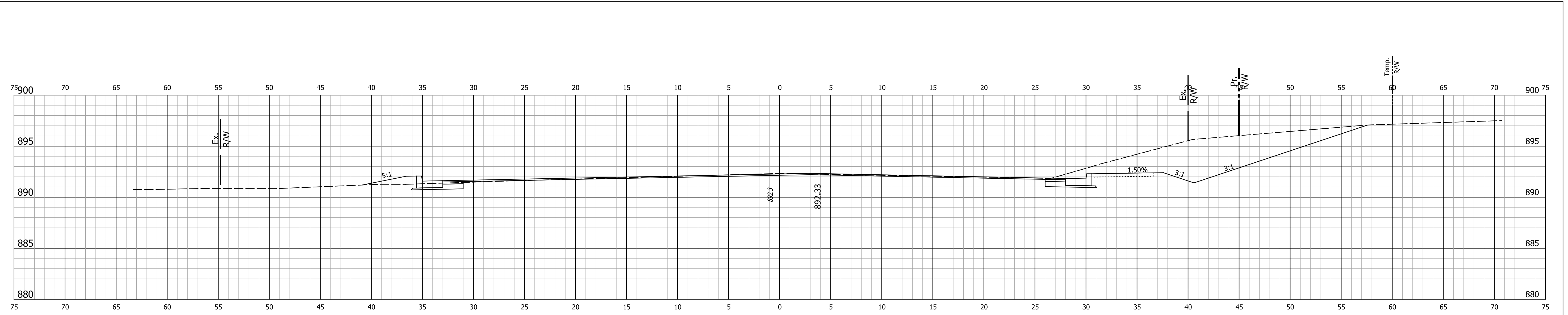


Ac = 20.8 SFT Af = 2.6 SFT
 Vc = 33 CYS Vf = 6 CYS

STA. 753+50

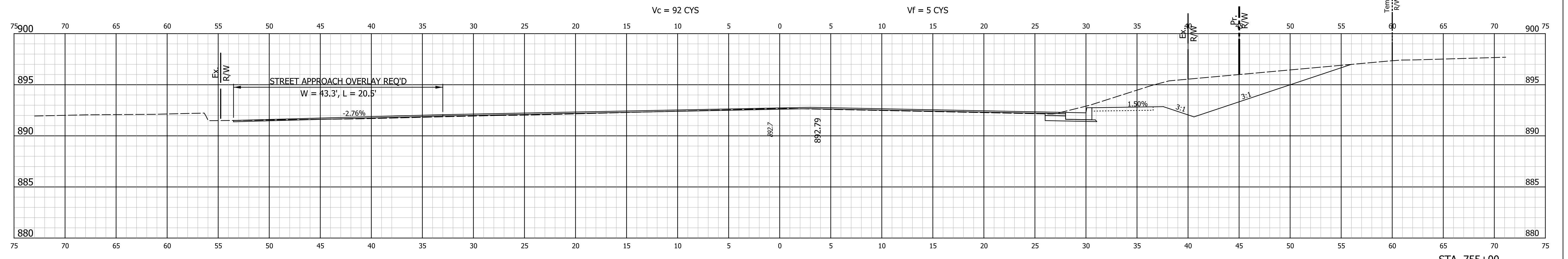
RECOMMENDED FOR APPROVAL	DESIGN ENGINEER	DATE	INDIANA DEPARTMENT OF TRANSPORTATION	HORIZONTAL SCALE	BRIDGE FILE NO.
	DESIGNED: ZMS	DRAWN: ACB		1" = 5'	NA
CHECKED: BBB	CHECKED: MAR		CROSS SECTIONS STA. 753+50 "A" TO STA. 754+50 "A"	VERTICAL SCALE	DESIGNATION NO.
				1" = 5'	1700179
				SURVEY BOOK NO.	SHEETS
			CONTRACT NO.	NA of 139	
			R-40477	PROJECT NO.	
				1700179	

S:\COL\4000-1099\4060\330 Drawings\CAD\Micros\Plan\Shit Cross Sections.dgn 3/9/2021 1:11:28 PM zachsa



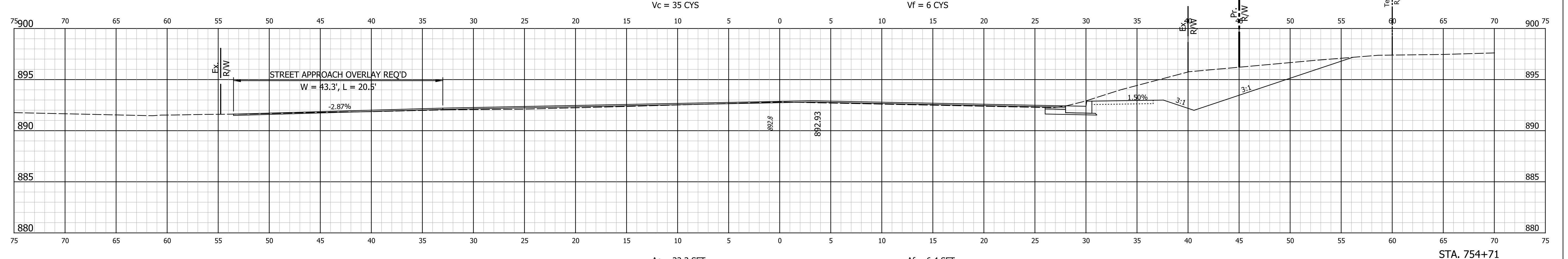
Ac = 66.2 SFT Af = 1.6 SFT
 Vc = 92 CYS Vf = 5 CYS

STA. 755+50



Ac = 33.5 SFT Af = 2.6 SFT
 Vc = 35 CYS Vf = 6 CYS

STA. 755+00



Ac = 32.3 SFT Af = 6.4 SFT
 Vc = 27 CYS Vf = 4 CYS

STA. 754+71

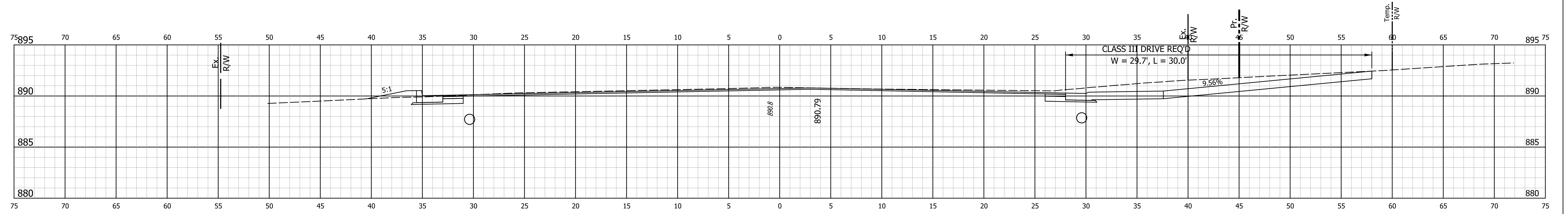
RECOMMENDED FOR APPROVAL	
DESIGNED: ZMS	DRAWN: ACB
CHECKED: BBB	CHECKED: MAR

INDIANA DEPARTMENT OF TRANSPORTATION

CROSS SECTIONS
 STA. 754+71 "A" TO STA. 755+50 "A"

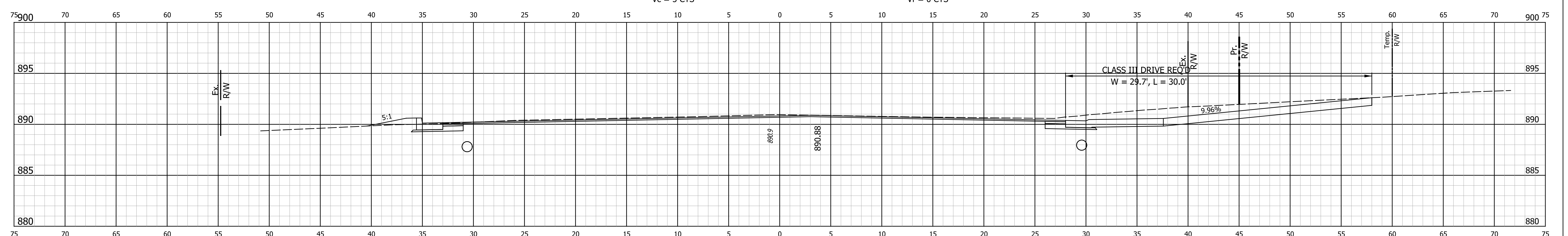
HORIZONTAL SCALE 1" = 5'	BRIDGE FILE NO. NA
VERTICAL SCALE 1" = 5'	DESIGNATION NO. 1700179
SURVEY BOOK NO. NA	SHEETS 111 of 139
CONTRACT NO. R-40477	PROJECT NO. 1700179

3/9/2021 1:11:28 PM zachsa S:\COL\4000-4099\4060\330 Drawings\CAD\Micros\Plan\Site Cross Sections.dgn



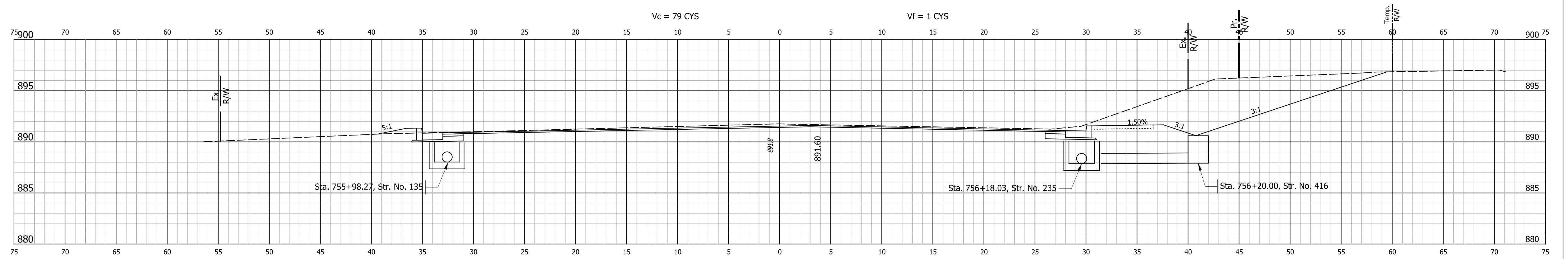
Ac = 22.0 SFT Af = 1.1 SFT
 Vc = 5 CYS Vf = 0 CYS

STA. 756+50



Ac = 22.3 SFT Af = 0.9 SFT
 Vc = 79 CYS Vf = 1 CYS

STA. 756+44



Ac = 73.6 SFT Af = 0.4 SFT
 Vc = 129 CYS Vf = 2 CYS

STA. 756+00

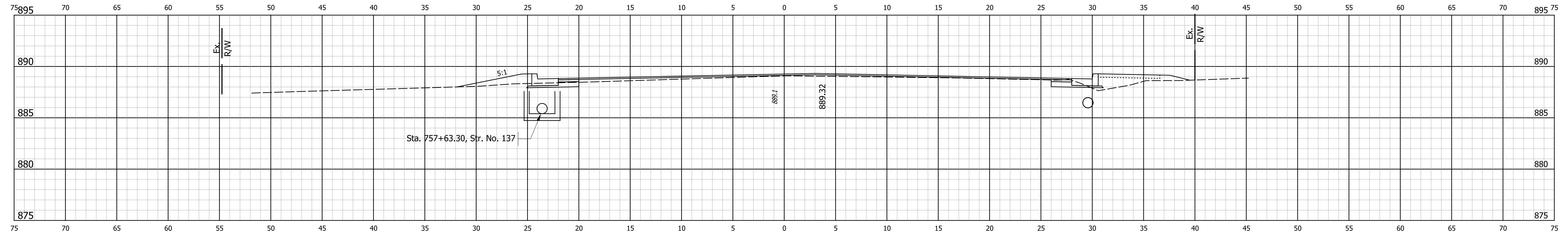
RECOMMENDED FOR APPROVAL	DESIGN ENGINEER	DATE
DESIGNED: ZMS	DRAWN: ACB	
CHECKED: BBB	CHECKED: MAR	

INDIANA
DEPARTMENT OF TRANSPORTATION

CROSS SECTIONS
STA. 756+00 "A" TO STA. 756+50 "A"

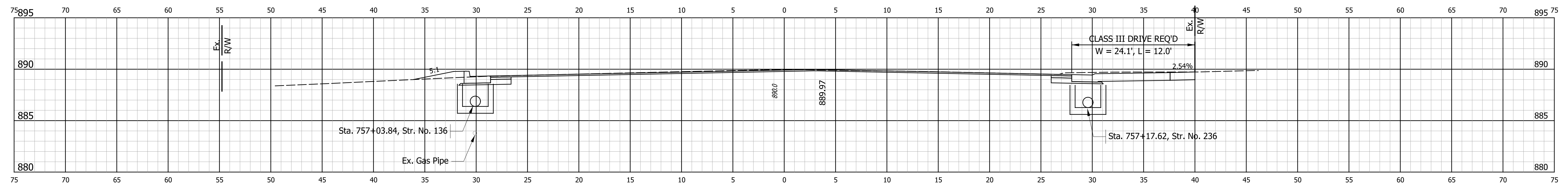
HORIZONTAL SCALE 1" = 5'	BRIDGE FILE NO. NA
VERTICAL SCALE 1" = 5'	DESIGNATION NO. 1700179
SURVEY BOOK NO. NA	SHEETS 112 of 139
CONTRACT NO. R-40477	PROJECT NO. 1700179

3/9/2021 1:11:28 PM zachsa S:\COL\4000-4099\4060\330 Drawings\CAD\Micros\Plan\Site Cross Sections.dgn



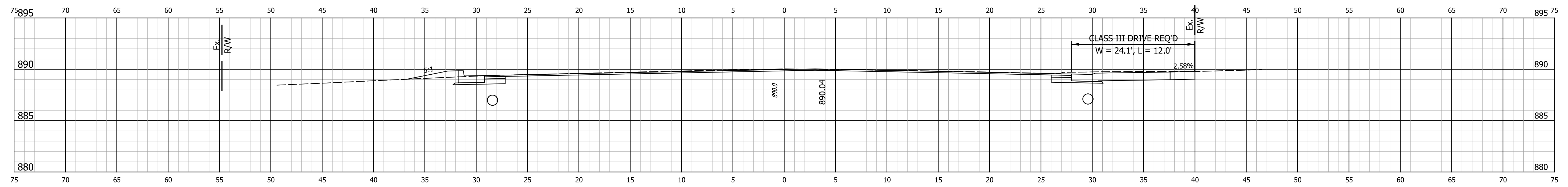
Ac = 4.0 SFT Af = 14.2 SFT
 Vc = 17 CYS Vf = 19 CYS

STA. 757+50



Ac = 14.2 SFT Af = 2.1 SFT
 Vc = 2 CYS Vf = 0 CYS

STA. 757+00



Ac = 14.8 SFT Af = 2.2 SFT
 Vc = 31 CYS Vf = 4 CYS

STA. 756+96

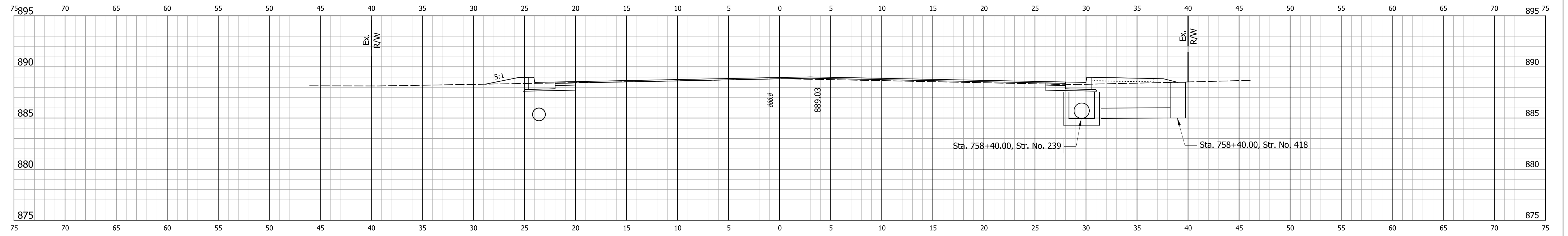
RECOMMENDED FOR APPROVAL		DESIGN ENGINEER	DATE
DESIGNED: ZMS	DRAWN: ACB		
CHECKED: BBB	CHECKED: MAR		

INDIANA DEPARTMENT OF TRANSPORTATION

CROSS SECTIONS
 STA. 756+96 "A" TO STA. 757+50 "A"

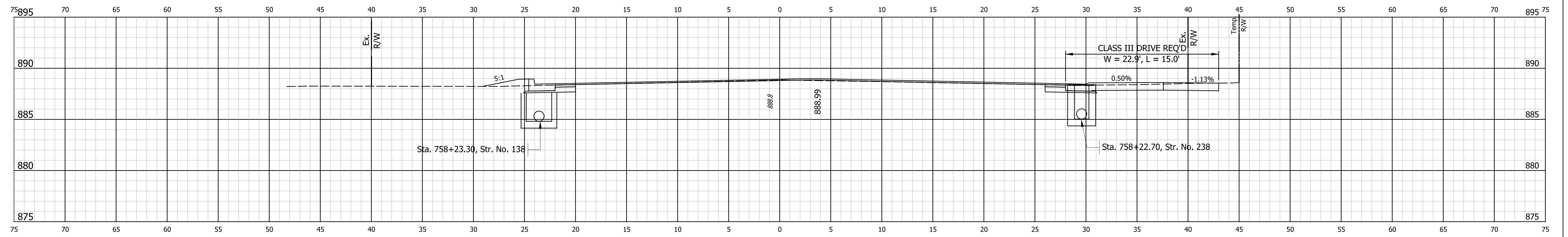
HORIZONTAL SCALE 1" = 5'	BRIDGE FILE NO. NA
VERTICAL SCALE 1" = 5'	DESIGNATION NO. 1700179
SURVEY BOOK NO. NA	SHEETS 113 of 139
CONTRACT NO. R-40477	PROJECT NO. 1700179

3/9/2021 1:11:29 PM zachsa S:\COL\4000-4099\4060\330 Drawings\CAD\Micros\Plan\Shit Cross Sections.dgn



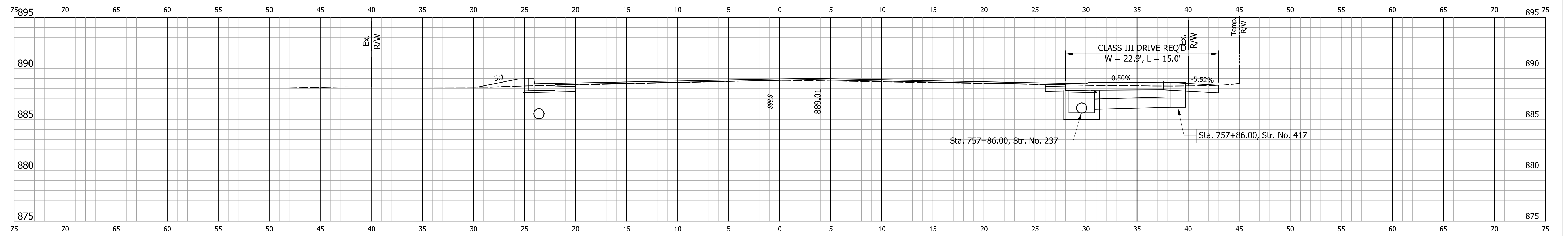
Ac = 8.8 SFT Af = 5.0 SFT
 Vc = 13 CYS Vf = 10 CYS

STA. 758+50



Ac = 8.2 SFT Af = 5.6 SFT
 Vc = 2 CYS Vf = 3 CYS

STA. 758+10



Ac = 4.9 SFT Af = 8.9 SFT
 Vc = 8 CYS Vf = 27 CYS

STA. 758+00

RECOMMENDED FOR APPROVAL	DESIGN ENGINEER	DATE
DESIGNED: ZMS	DRAWN: ACB	
CHECKED: BBB	CHECKED: MAR	

INDIANA DEPARTMENT OF TRANSPORTATION

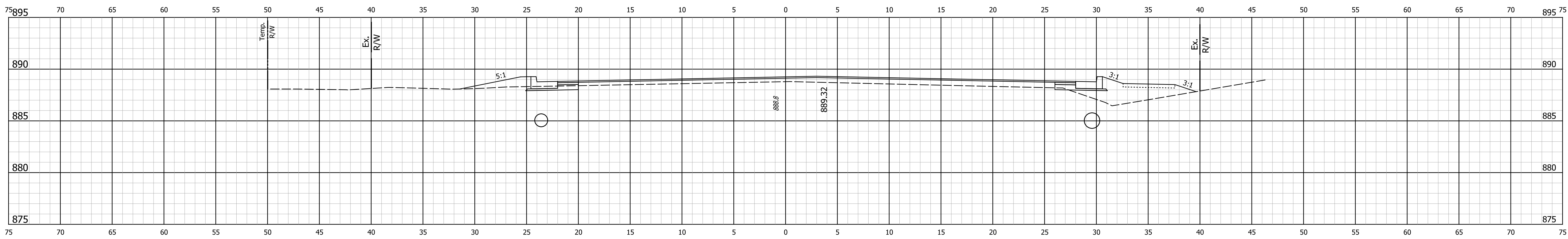
CROSS SECTIONS

STA. 758+00 "A" TO STA. 758+50 "A"

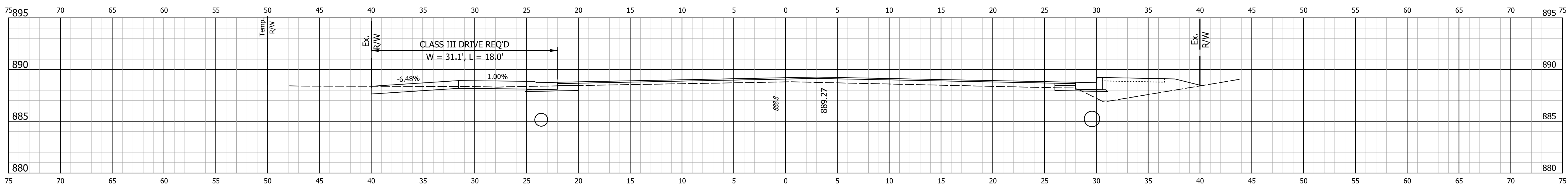
HORIZONTAL SCALE 1" = 5'	BRIDGE FILE NO. NA
VERTICAL SCALE 1" = 5'	DESIGNATION NO. 1700179
SURVEY BOOK NO. NA	SHEETS 114 of 139
CONTRACT NO. R-40477	PROJECT NO. 1700179

3/9/2021 1:11:29 PM zachsa S:\COL\4000-4099\4060\330 Drawings\CAD\Micros\Plan\Sht Cross Sections.dgn

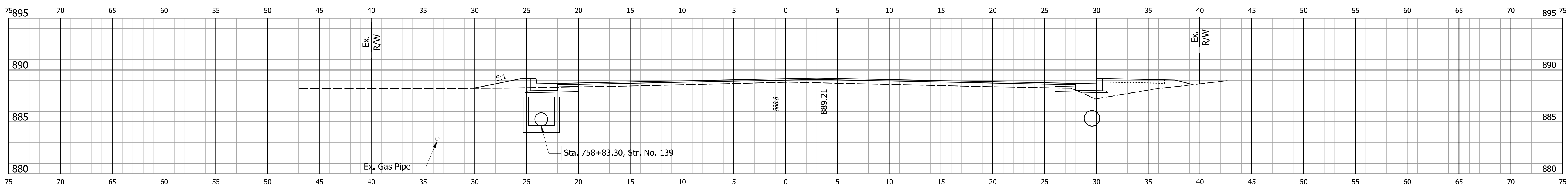
3/9/2021 1:11:30 PM zachsa S:\COL\4000-4099\4060\330 Drawings\CAD\Micros\Plan\Site Cross Sections.dgn



Ac = 2.0 SFT Af = 37.4 SFT
 Vc = 4 CYS Vf = 46 CYS



Ac = 4.3 SFT Af = 27.9 SFT
 Vc = 3 CYS Vf = 23 CYS



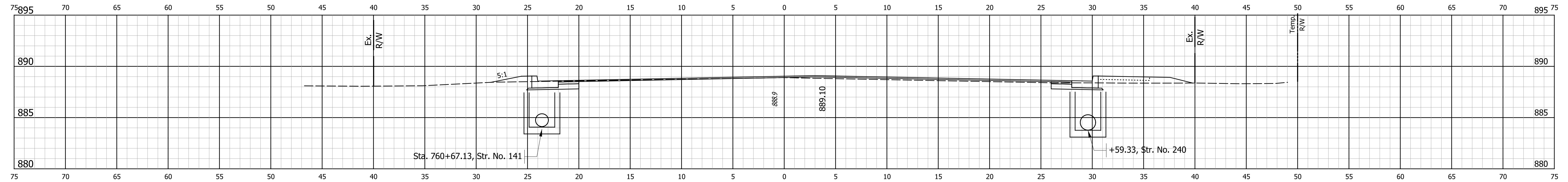
Ac = 2.9 SFT Af = 23.4 SFT
 Vc = 11 CYS Vf = 33 CYS

RECOMMENDED FOR APPROVAL	DESIGN ENGINEER	DATE
DESIGNED: ZMS	DRAWN: ACB	
CHECKED: BBB	CHECKED: MAR	

INDIANA DEPARTMENT OF TRANSPORTATION

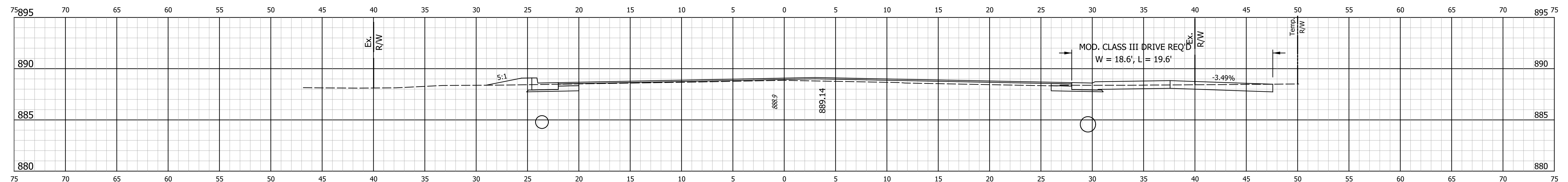
CROSS SECTIONS
STA. 759+00 "A" TO STA. 759+50 "A"

HORIZONTAL SCALE 1" = 5'	BRIDGE FILE NO. NA
VERTICAL SCALE 1" = 5'	DESIGNATION NO. 1700179
SURVEY BOOK NO. NA	SHEETS 115 of 139
CONTRACT NO. R-40477	PROJECT NO. 1700179



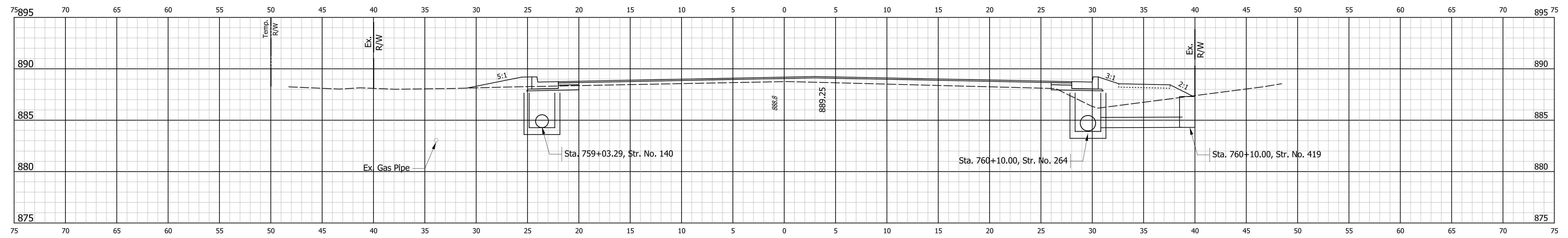
Ac = 8.2 SFT Af = 5.5 SFT
 Vc = 4 CYS Vf = 4 CYS

STA. 760+50



Ac = 9.2 SFT Af = 9.1 SFT
 Vc = 8 CYS Vf = 43 CYS

STA. 760+37



Ac = 2.0 SFT Af = 40.7 SFT
 Vc = 4 CYS Vf = 90 CYS

STA. 760+00

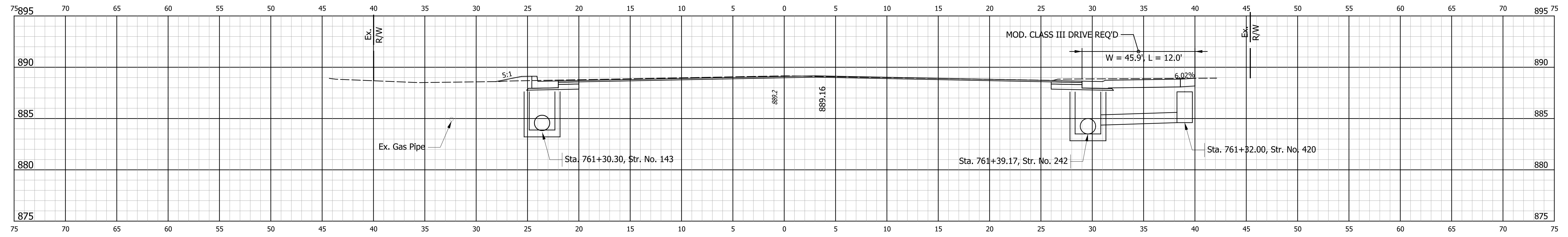
RECOMMENDED FOR APPROVAL	DESIGN ENGINEER	DATE
DESIGNED: ZMS	DRAWN: ACB	
CHECKED: BBB	CHECKED: MAR	

INDIANA DEPARTMENT OF TRANSPORTATION

CROSS SECTIONS
 STA. 760+00 "A" TO STA. 760+50 "A"

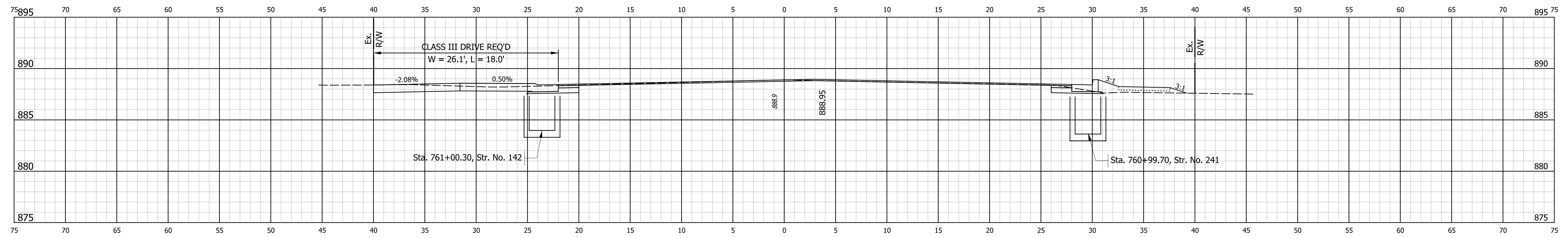
HORIZONTAL SCALE 1" = 5'	BRIDGE FILE NO. NA
VERTICAL SCALE 1" = 5'	DESIGNATION NO. 1700179
SURVEY BOOK NO. NA	SHEETS 116 of 139
CONTRACT NO. R-40477	PROJECT NO. 1700179

S:\COL\4000-4099\4060\330 Drawings\CAD\Micros\Plan\Shr Cross Sections.dgn 3/9/2021 1:11:30 PM zachsa



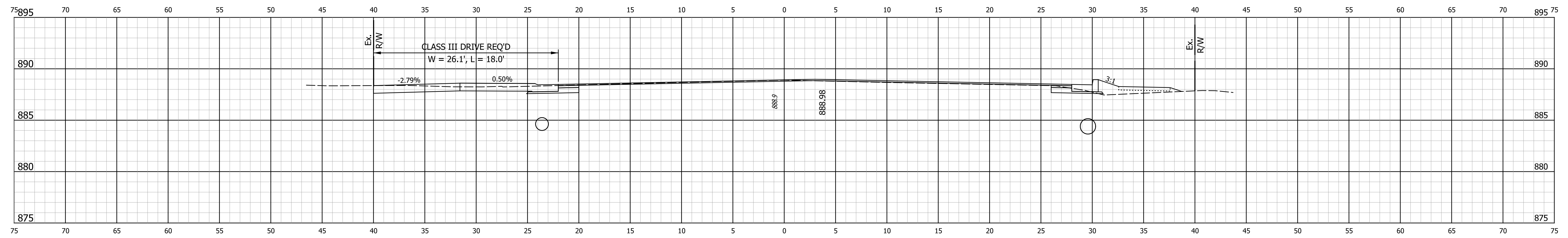
Ac = 24.1 SFT Af = 0.6 SFT
 Vc = 32 CYS Vf = 6 CYS

STA. 761+50



Ac = 10.2 SFT Af = 4.5 SFT
 Vc = 4 CYS Vf = 2 CYS

STA. 761+00



Ac = 12.8 SFT Af = 4.4 SFT
 Vc = 15 CYS Vf = 9 CYS

STA. 760+90

RECOMMENDED FOR APPROVAL	DESIGN ENGINEER	DATE
DESIGNED: ZMS	DRAWN: ACB	
CHECKED: BBB	CHECKED: MAR	

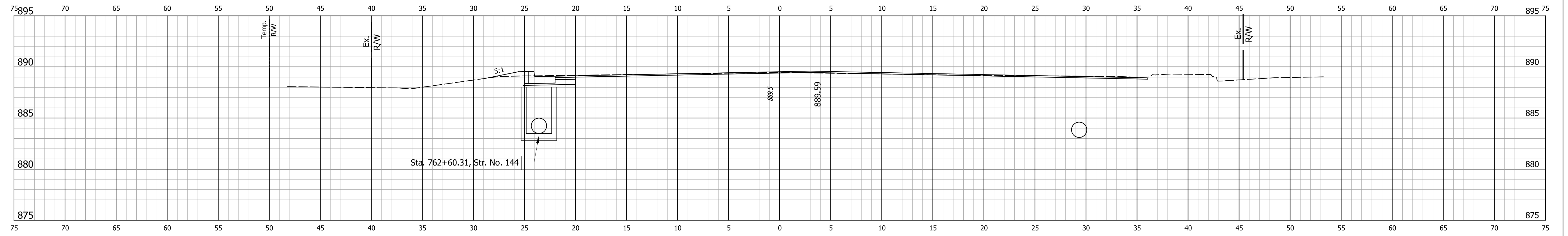
INDIANA DEPARTMENT OF TRANSPORTATION

CROSS SECTIONS

STA. 760+90 "A" TO STA. 761+50 "A"

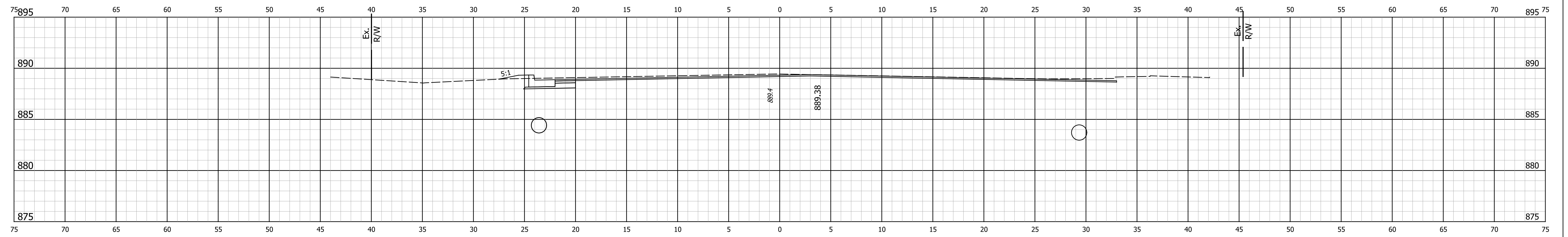
HORIZONTAL SCALE 1" = 5'	BRIDGE FILE NO. NA
VERTICAL SCALE 1" = 5'	DESIGNATION NO. 1700179
SURVEY BOOK NO. NA	SHEETS 117 of 139
CONTRACT NO. R-40477	PROJECT NO. 1700179

3/9/2021 1:11:30 PM zachsa S:\COL\4000-1099\4060\330 Drawings\CAD\Micros\Plan\Shit Cross Sections.dgn



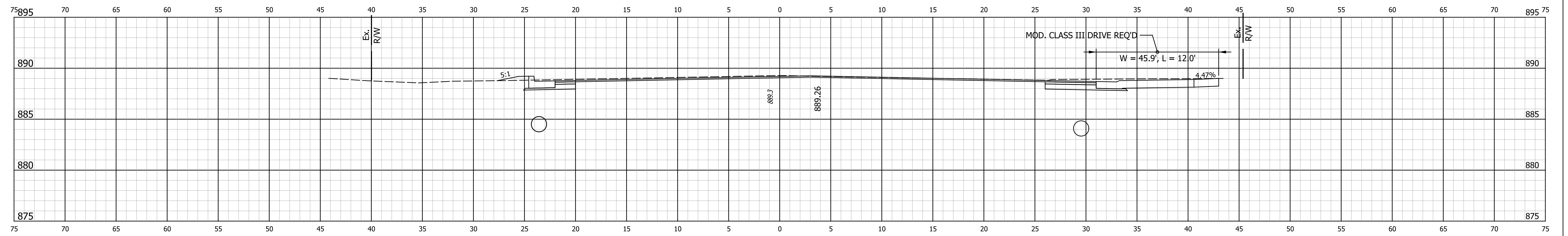
Ac = 9.5 SFT Af = 1.1 SFT
 Vc = 28 CYS Vf = 1 CYS

STA. 762+50



Ac = 21.1 SFT Af = 0.2 SFT
 Vc = 25 CYS Vf = 0 CYS

STA. 762+00



Ac = 26.8 SFT Af = 0.5 SFT
 Vc = 20 CYS Vf = 1 CYS

STA. 761+72

RECOMMENDED FOR APPROVAL	
DESIGNED: ZMS	DRAWN: ACB
CHECKED: BBB	CHECKED: MAR

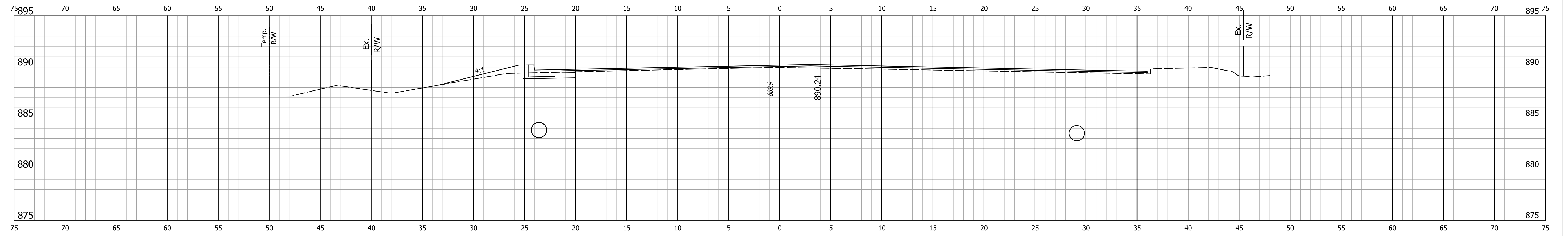
INDIANA DEPARTMENT OF TRANSPORTATION

CROSS SECTIONS

STA. 761+72 "A" TO STA. 762+50 "A"

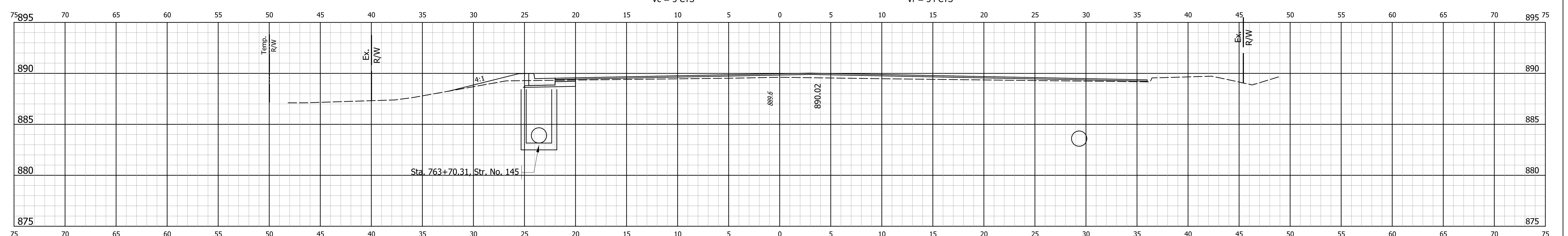
HORIZONTAL SCALE 1" = 5'	BRIDGE FILE NO. NA
VERTICAL SCALE 1" = 5'	DESIGNATION NO. 1700179
SURVEY BOOK NO. NA	SHEETS 118 of 139
CONTRACT NO. R-40477	PROJECT NO. 1700179

S:\COL\4000-1099\4060\330 Drawings\CAD\Micros\Plan\Site Cross Sections.dgn 3/9/2021 1:11:31 PM zachsa



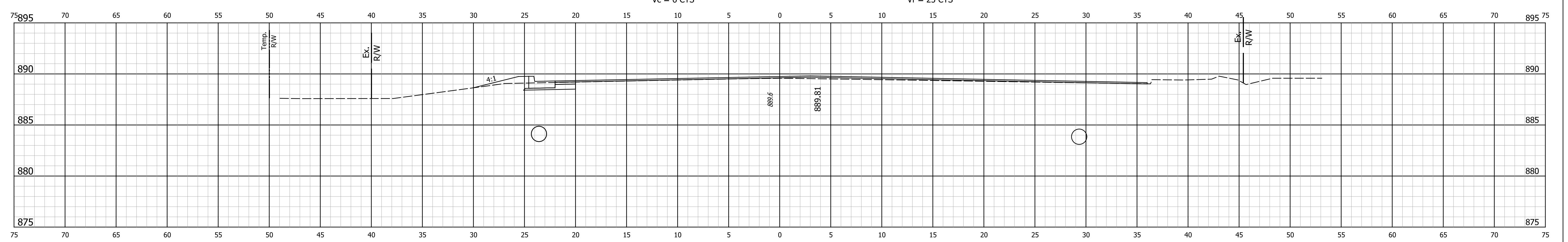
Ac = 2.7 SFT Af = 13.8 SFT
 Vc = 5 CYS Vf = 34 CYS

STA. 764+00



Ac = 3.0 SFT Af = 15.7 SFT
 Vc = 6 CYS Vf = 25 CYS

STA. 763+00



Ac = 3.3 SFT Af = 5.7 SFT
 Vc = 12 CYS Vf = 8 CYS

STA. 763+00

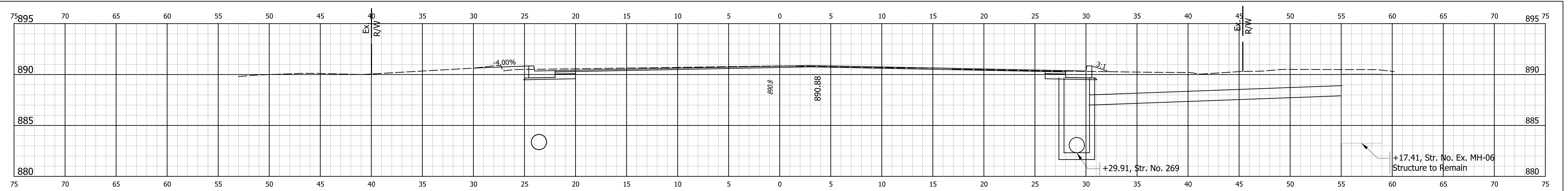
RECOMMENDED FOR APPROVAL _____		DESIGN ENGINEER _____	DATE _____
DESIGNED: ZMS	DRAWN: ACB		
CHECKED: BBB	CHECKED: MAR		

**INDIANA
DEPARTMENT OF TRANSPORTATION**

CROSS SECTIONS
 STA. 763+00 "A" TO STA. 764+00 "A"

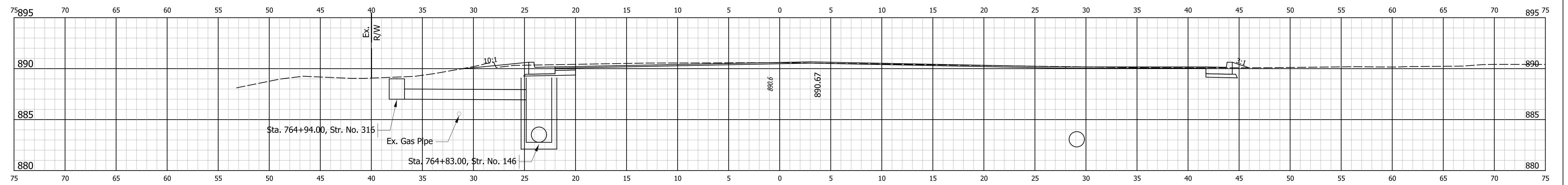
HORIZONTAL SCALE 1" = 5'	BRIDGE FILE NO. NA
VERTICAL SCALE 1" = 5'	DESIGNATION NO. 1700179
SURVEY BOOK NO. NA	SHEETS 119 of 139
CONTRACT NO. R-40477	PROJECT NO. 1700179

3/9/2021 1:11:31 PM zachsa S:\COL\4000-4099\4060\330 Drawings\CAD\Micros\Plan\Shit Cross Sections.dgn



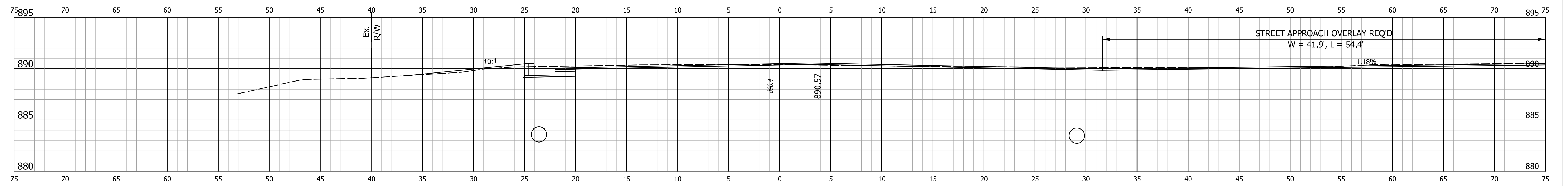
Ac = 20.7 SFT Af = 0.6 SFT
 Vc = 33 CYS Vf = 2 CYS

STA. 765+50



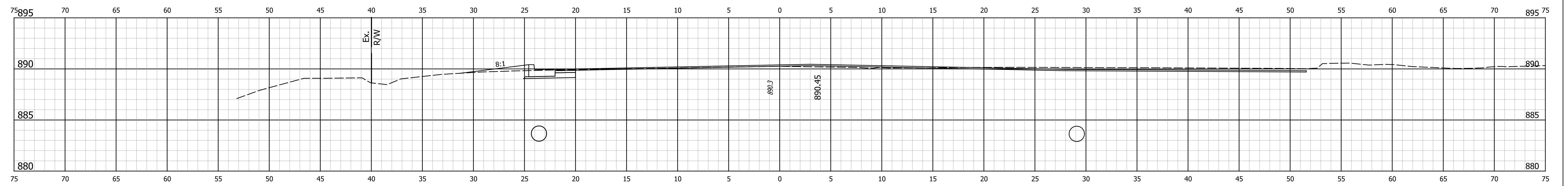
Ac = 15.1 SFT Af = 0.7 SFT
 Vc = 12 CYS Vf = 1 CYS

STA. 765+00



Ac = 12.0 SFT Af = 1.0 SFT
 Vc = 13 CYS Vf = 2 CYS

STA. 764+76



Ac = 14.8 SFT Af = 1.8 SFT
 Vc = 16 CYS Vf = 18 CYS

STA. 764+50

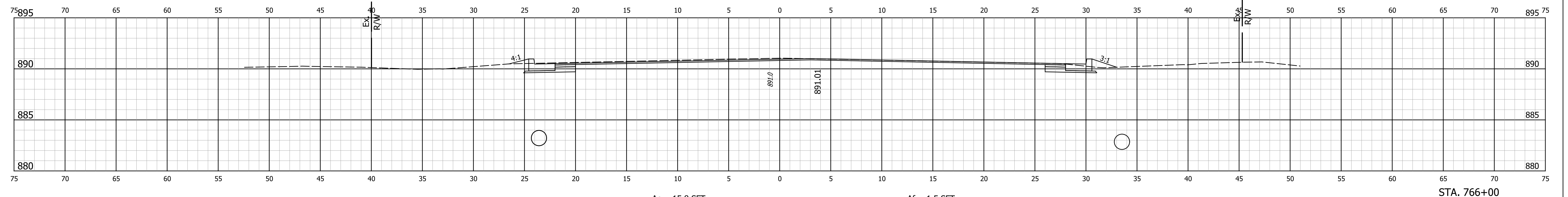
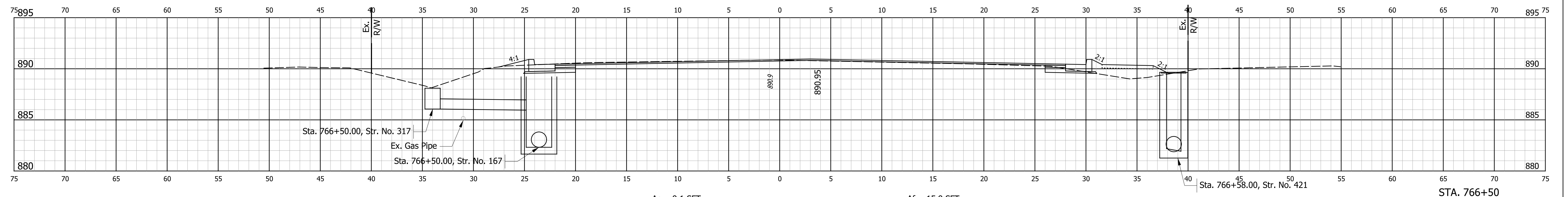
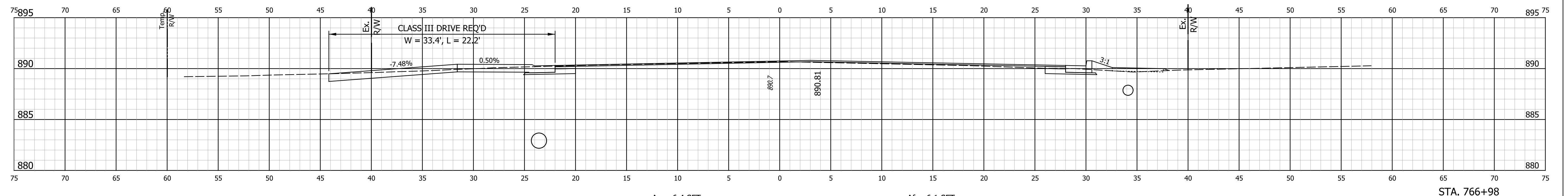
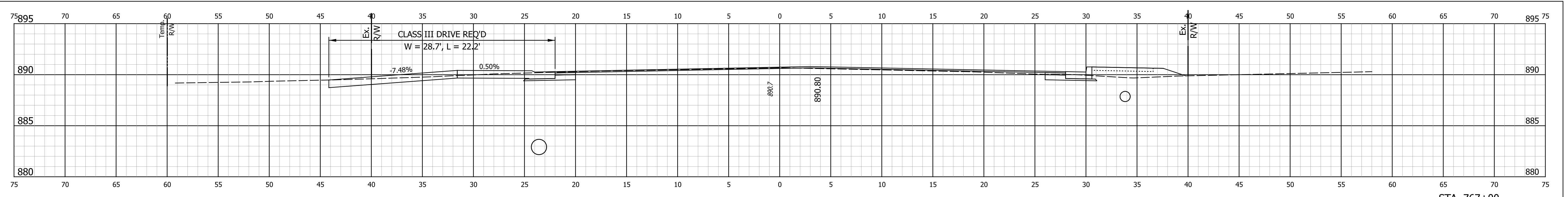
RECOMMENDED FOR APPROVAL	DESIGN ENGINEER	DATE
DESIGNED: ZMS	DRAWN: ACB	
CHECKED: BBB	CHECKED: MAR	

**INDIANA
DEPARTMENT OF TRANSPORTATION**

CROSS SECTIONS
 STA. 764+50 "A" TO STA. 765+50 "A"

HORIZONTAL SCALE 1" = 5'	BRIDGE FILE NO. NA
VERTICAL SCALE 1" = 5'	DESIGNATION NO. 1700179
SURVEY BOOK NO. NA	SHEETS 120 of 139
CONTRACT NO. R-40477	PROJECT NO. 1700179

3/9/2021 1:11:31 PM zachsia S:\COL\4000-4099\4060\330 Drawings\CAD\Micros\Plan\Shit Cross Sections.dgn



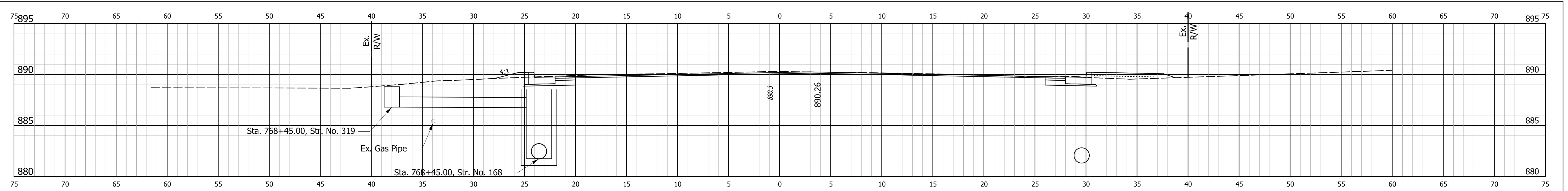
3/9/2021 1:11:32 PM zachsa S:\COL\4000-1099\4060\330 Drawings\CAD\Micros\Plan\Site Cross Sections.dgn

RECOMMENDED FOR APPROVAL	
DESIGNED: ZMS	DRAWN: ACB
CHECKED: BBB	CHECKED: MAR

INDIANA
DEPARTMENT OF TRANSPORTATION

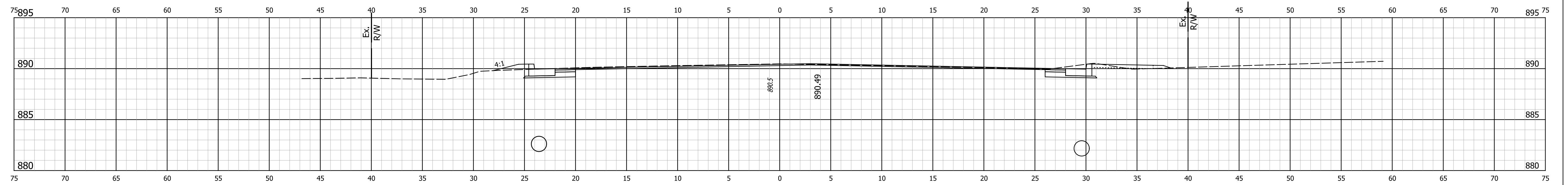
CROSS SECTIONS
STA. 766+00 "A" TO STA. 767+00 "A"

HORIZONTAL SCALE 1" = 5'	BRIDGE FILE NO. NA
VERTICAL SCALE 1" = 5'	DESIGNATION NO. 1700179
SURVEY BOOK NO. NA	SHEETS 121 of 139
CONTRACT NO. R-40477	PROJECT NO. 1700179



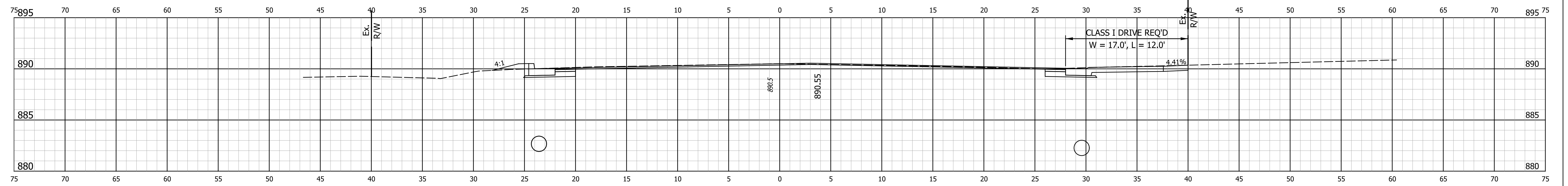
Ac = 18.7 SFT
Vc = 35 CYS
Af = 2.2 SFT
Vf = 6 CYS

STA. 768+50



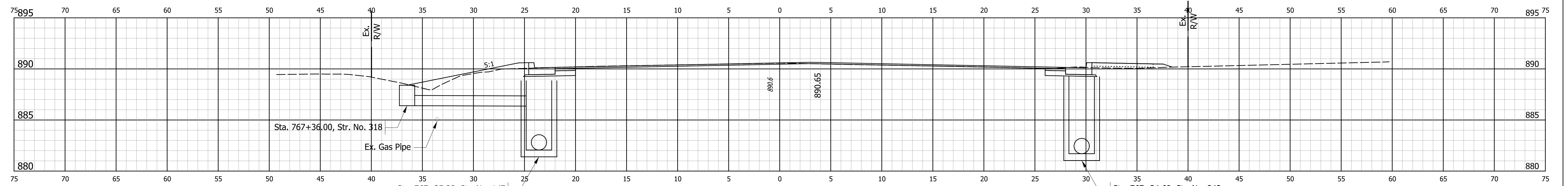
Ac = 18.7 SFT
Vc = 12 CYS
Af = 3.1 SFT
Vf = 3 CYS

STA. 768+00



Ac = 15.8 SFT
Vc = 17 CYS
Af = 3.2 SFT
Vf = 7 CYS

STA. 767+81



Ac = 13.1 SFT
Vc = 22 CYS
Af = 6.8 SFT
Vf = 13 CYS

STA. 767+50

S:\COL\4000-1099\4060\330 Drawings\CAD\Micros\Plan\Site Cross Sections.dgn 3/9/2021 1:11:32 PM zachsa

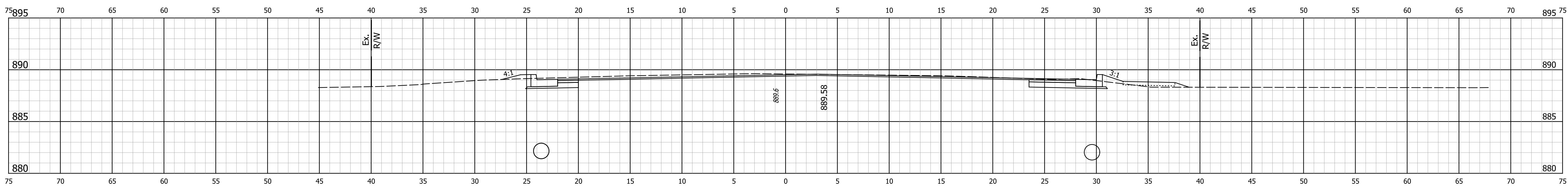
RECOMMENDED FOR APPROVAL	DESIGN ENGINEER	DATE
DESIGNED: ZMS	DRAWN: ACB	
CHECKED: BBB	CHECKED: MAR	

INDIANA DEPARTMENT OF TRANSPORTATION

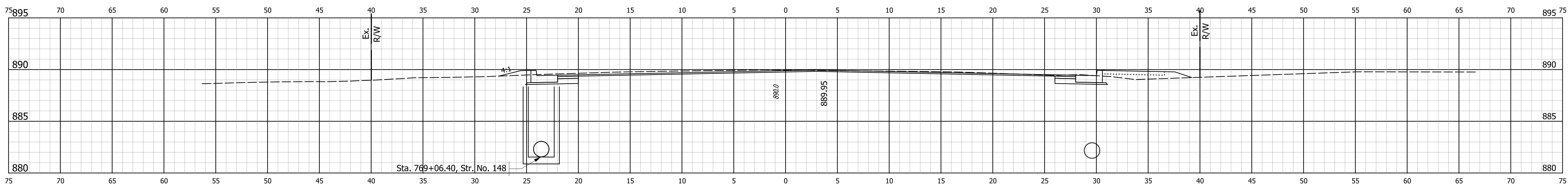
CROSS SECTIONS

STA. 767+50 "A" TO STA. 768+50 "A"

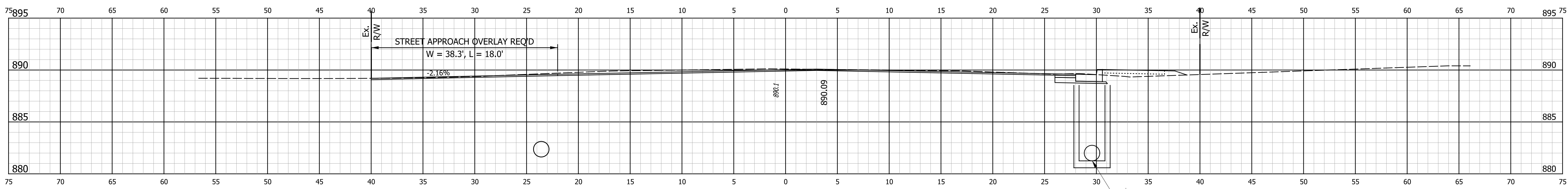
HORIZONTAL SCALE	BRIDGE FILE NO.
1" = 5'	NA
VERTICAL SCALE	DESIGNATION NO.
1" = 5'	1700179
SURVEY BOOK NO.	SHEETS
NA	122 of 139
CONTRACT NO.	PROJECT NO.
R-40477	1700179



Ac = 20.4 SFT
 Vf = 6 CYS



Ac = 18.0 SFT
 Vf = 2 CYS



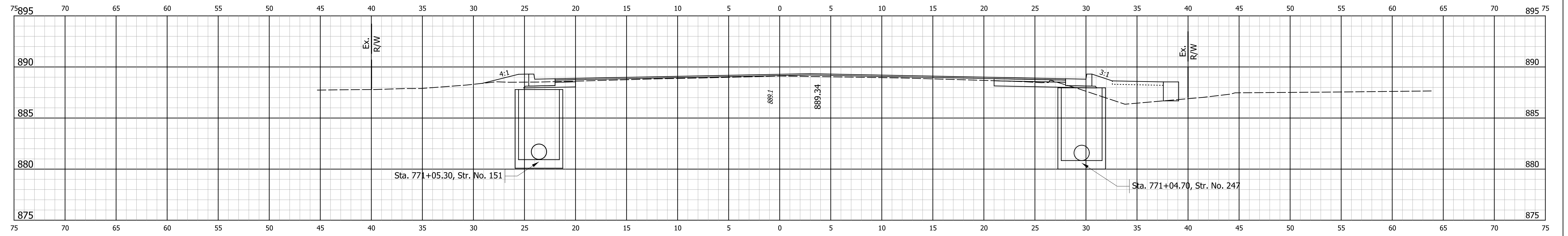
Ac = 16.6 SFT
 Vf = 3 CYS

3/9/2021 1:11:32 PM zachsa S:\COL\4000-4099\4060\330 Drawings\CAD\Micros\Plan\Shit Cross Sections.dgn

RECOMMENDED FOR APPROVAL	
DESIGNED: ZMS	DRAWN: ACB
CHECKED: BBB	CHECKED: MAR

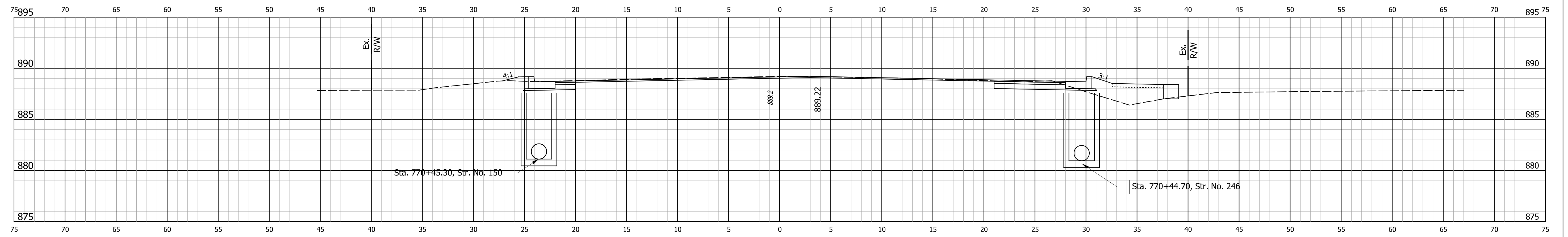
INDIANA DEPARTMENT OF TRANSPORTATION
CROSS SECTIONS
STA. 768+79 "A" TO STA. 769+50 "A"

HORIZONTAL SCALE 1" = 5'	BRIDGE FILE NO. NA
VERTICAL SCALE 1" = 5'	DESIGNATION NO. 1700179
SURVEY BOOK NO. NA	SHEETS 123 of 139
CONTRACT NO. R-40477	PROJECT NO. 1700179



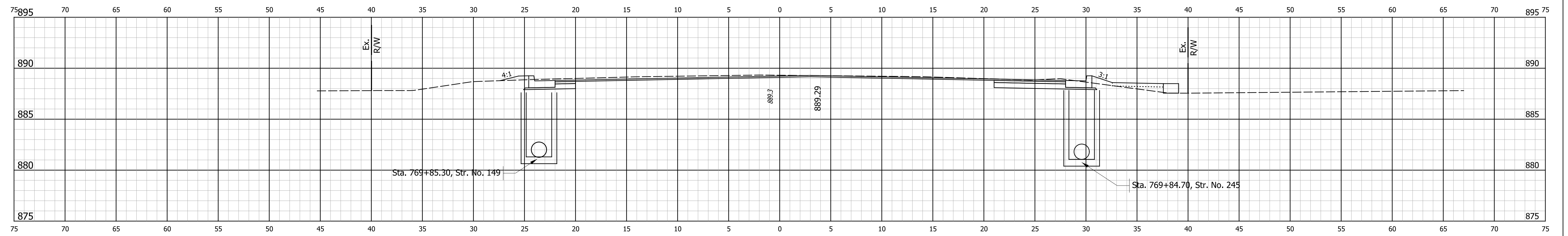
Ac = 6.0 SFT Af = 25.1 SFT
 Vc = 20 CYS Vf = 45 CYS

STA. 771+00



Ac = 15.5 SFT Af = 13.9 SFT
 Vc = 35 CYS Vf = 21 CYS

STA. 770+50



Ac = 22.4 SFT Af = 4.5 SFT
 Vc = 40 CYS Vf = 8 CYS

STA. 770+00

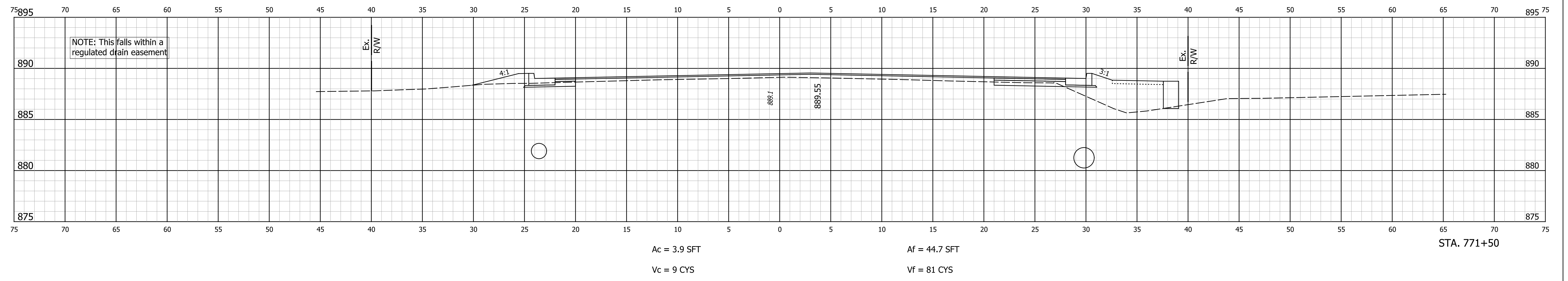
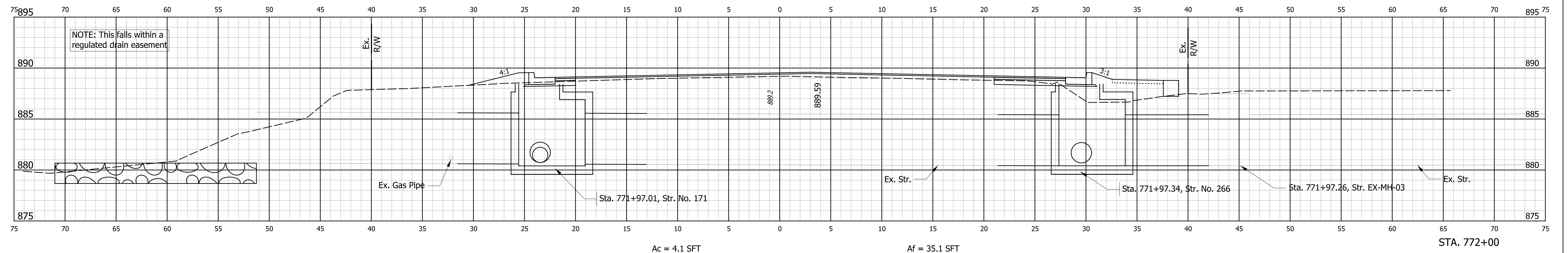
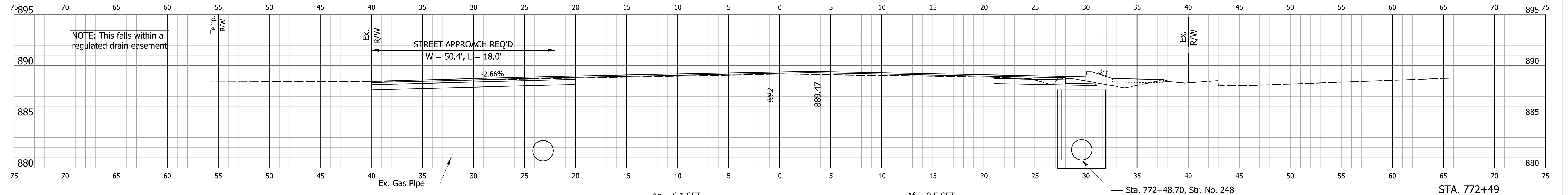
RECOMMENDED FOR APPROVAL		DESIGN ENGINEER	DATE
DESIGNED: ZMS	DRAWN: ACB		
CHECKED: BBB	CHECKED: MAR		

INDIANA
DEPARTMENT OF TRANSPORTATION

CROSS SECTIONS
 STA. 770+00 "A" TO STA. 771+00 "A"

HORIZONTAL SCALE 1" = 5'	BRIDGE FILE NO. NA
VERTICAL SCALE 1" = 5'	DESIGNATION NO. 1700179
SURVEY BOOK NO. NA	SHEETS 124 of 139
CONTRACT NO. R-40477	PROJECT NO. 1700179

3/9/2021 1:11:33 PM zachsa S:\COL\4000-4099\4060\330 Drawings\CAD\Micros\Plan\Shit Cross Sections.dgn

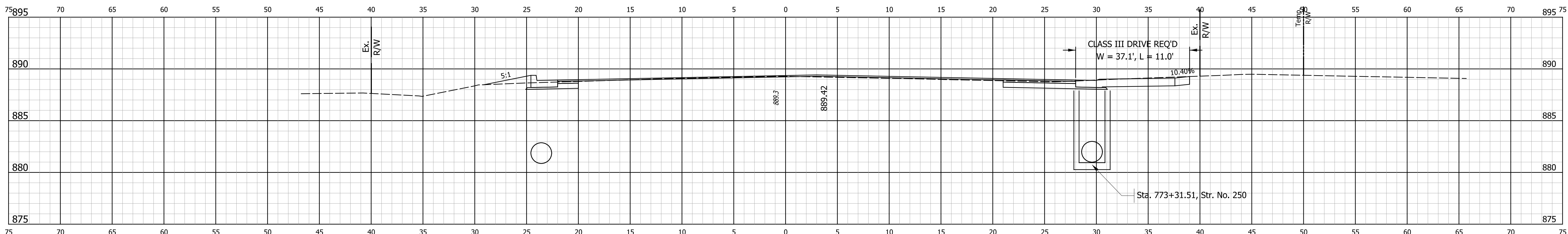


3/9/2021 1:11:33 PM zachsa S:\COL\4000-4099\4060\330 Drawings\CAD\Micros\Plan\Shit Cross Sections.dgn

RECOMMENDED FOR APPROVAL		DESIGN ENGINEER	DATE
DESIGNED: ZMS	DRAWN: ACB		
CHECKED: BBB	CHECKED: MAR		

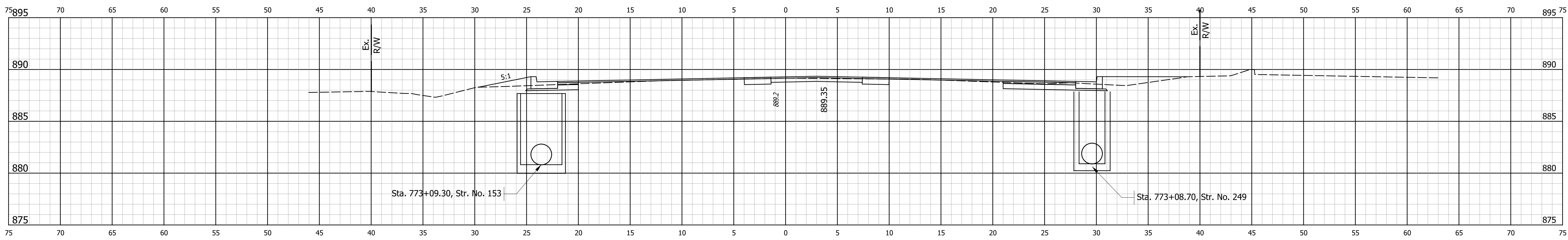
INDIANA DEPARTMENT OF TRANSPORTATION
CROSS SECTIONS
STA. 771+50 "A" TO STA. 772+49 "A"

HORIZONTAL SCALE 1" = 5'	BRIDGE FILE NO. NA
VERTICAL SCALE 1" = 5'	DESIGNATION NO. 1700179
SURVEY BOOK NO. NA	SHEETS 125 of 139
CONTRACT NO. R-40477	PROJECT NO. 1700179



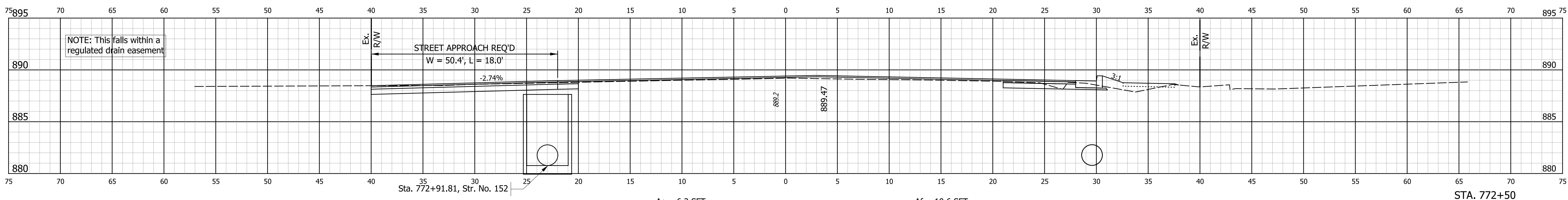
Ac = 8.9 SFT
Vc = 19 CYS
Af = 5.2 SFT
Vf = 14 CYS

STA. 773+50



Ac = 11.3 SFT
Vc = 16 CYS
Af = 6.7 SFT
Vf = 20 CYS

STA. 773+00



Ac = 6.2 SFT
Vc = 0 CYS
Af = 10.6 SFT
Vf = 1 CYS

STA. 772+50

S:\COL\4000-1099\4060\330 Drawings\CAD\Micros\Plan\Shit Cross Sections.dgn 3/9/2021 1:11:33 PM zachsa

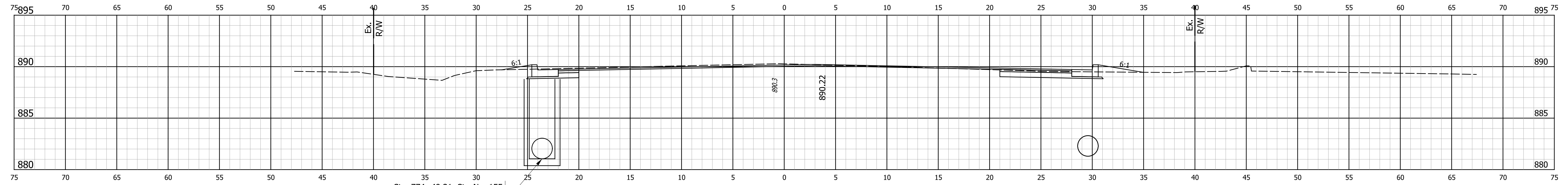
RECOMMENDED FOR APPROVAL		DESIGN ENGINEER	DATE
DESIGNED: ZMS	DRAWN: ACB		
CHECKED: BBB	CHECKED: MAR		

INDIANA DEPARTMENT OF TRANSPORTATION

CROSS SECTIONS

STA. 772+50 "A" TO STA. 773+50 "A"

HORIZONTAL SCALE 1" = 5'	BRIDGE FILE NO. NA
VERTICAL SCALE 1" = 5'	DESIGNATION NO. 1700179
SURVEY BOOK NO. NA	SHEETS 126 of 139
CONTRACT NO. R-40477	PROJECT NO. 1700179

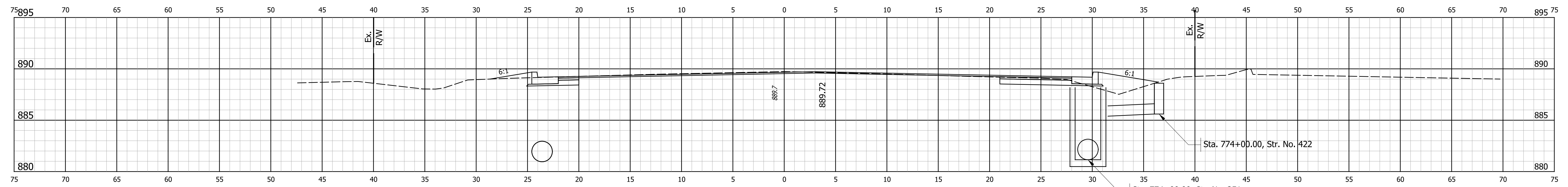


Sta. 774+49.31, Str. No. 155

Ac = 17.3 SFT Af = 1.5 SFT

Vc = 28 CYS Vf = 9 CYS

STA. 774+50



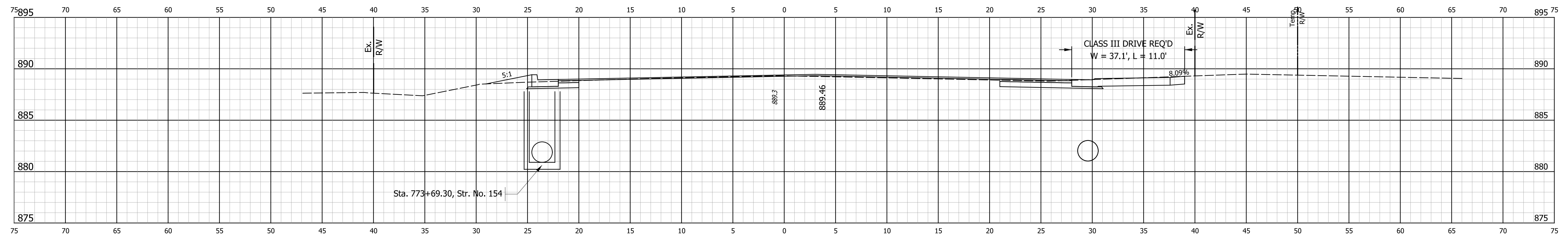
Sta. 774+00.00, Str. No. 251

Sta. 774+00.00, Str. No. 422

Ac = 13.2 SFT Af = 6.2 SFT

Vc = 17 CYS Vf = 11 CYS

STA. 774+00



Sta. 773+69.30, Str. No. 154

CLASS III DRIVE REQ'D
W = 37.1', L = 11.0'

8.09%

Ac = 8.9 SFT Af = 5.3 SFT

Vc = 3 CYS Vf = 2 CYS

STA. 773+59

RECOMMENDED FOR APPROVAL		DESIGN ENGINEER	DATE
DESIGNED: ZMS	DRAWN: ACB		
CHECKED: BBB	CHECKED: MAR		

INDIANA DEPARTMENT OF TRANSPORTATION

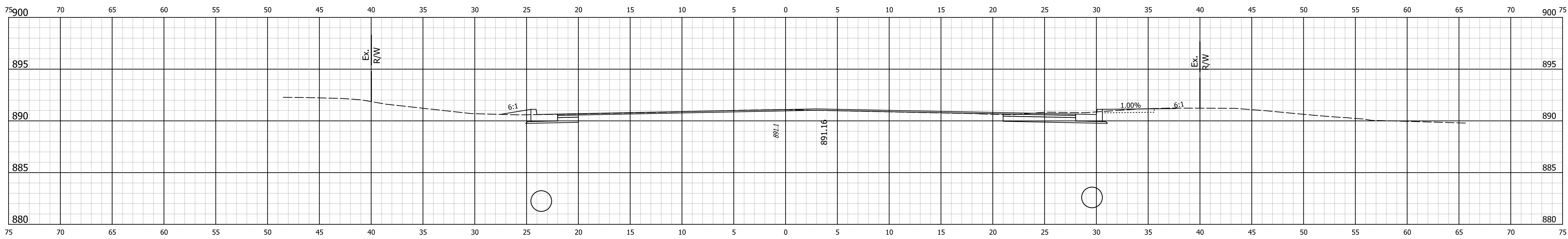
CROSS SECTIONS

STA. 773+59 "A" TO STA. 774+50 "A"

HORIZONTAL SCALE	BRIDGE FILE NO.
1" = 5'	NA
VERTICAL SCALE	DESIGNATION NO.
1" = 5'	1700179
SURVEY BOOK NO.	SHEETS
NA	127 of 139
CONTRACT NO.	PROJECT NO.
R-40477	1700179

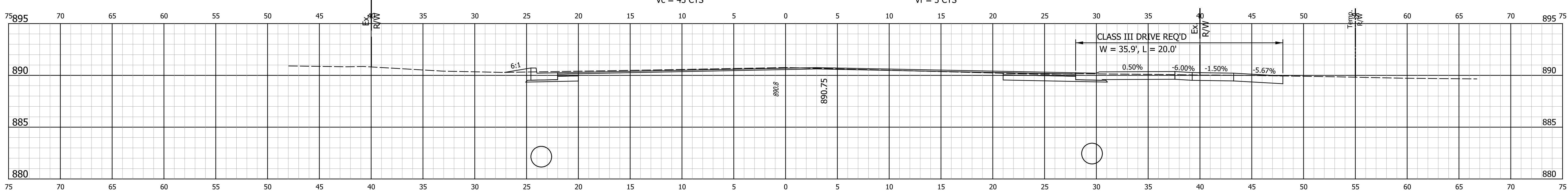
3/9/2021 1:11:34 PM zachsa S:\COL\4000-4099\4060\330 Drawings\CAD\Micros\Plan\Shit Cross Sections.dgn

S:\COL\4000-1099\4060\330 Drawings\CAD\Micros\Plan\Shit Cross Sections.dgn
 3/9/2021 1:11:34 PM zachsa



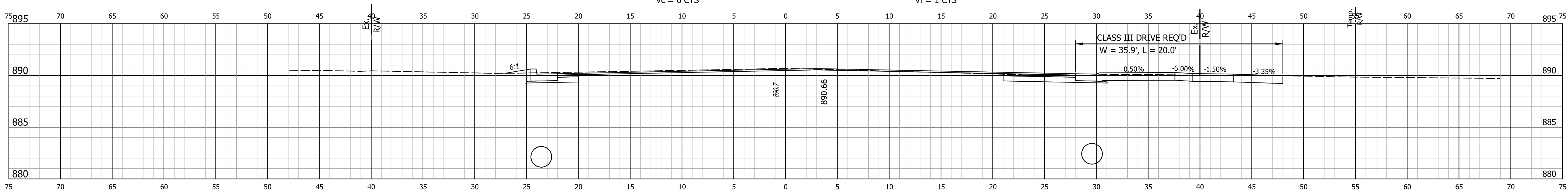
Ac = 27.8 SFT Af = 1.0 SFT
 Vc = 43 CYS Vf = 3 CYS

STA. 775+50



Ac = 18.9 SFT Af = 1.6 SFT
 Vc = 6 CYS Vf = 1 CYS

STA. 775+00



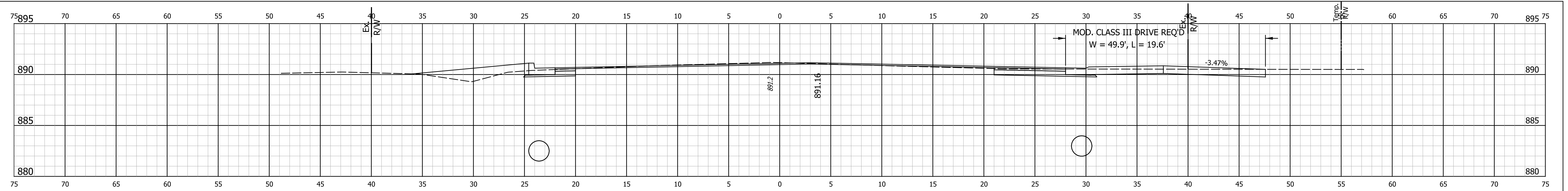
Ac = 19.3 SFT Af = 1.5 SFT
 Vc = 28 CYS Vf = 3 CYS

STA. 774+92

RECOMMENDED FOR APPROVAL	
DESIGNED: ZMS	DRAWN: ACB
CHECKED: BBB	CHECKED: MAR

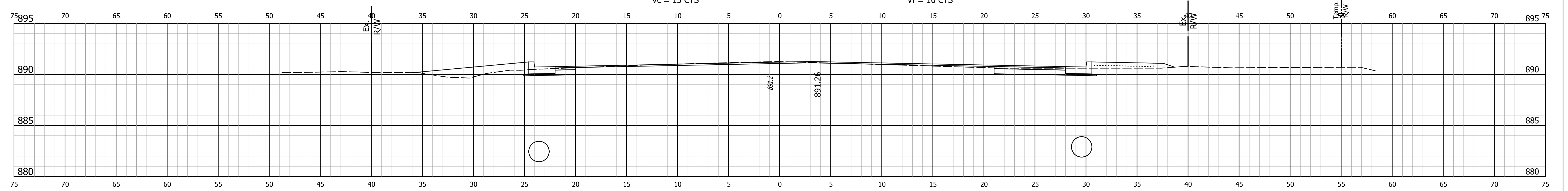
INDIANA DEPARTMENT OF TRANSPORTATION
CROSS SECTIONS
 STA. 774+92 "A" TO STA. 775+50 "A"

HORIZONTAL SCALE 1" = 5'	BRIDGE FILE NO. NA
VERTICAL SCALE 1" = 5'	DESIGNATION NO. 1700179
SURVEY BOOK NO. NA	SHEETS 128 of 139
CONTRACT NO. R-40477	PROJECT NO. 1700179



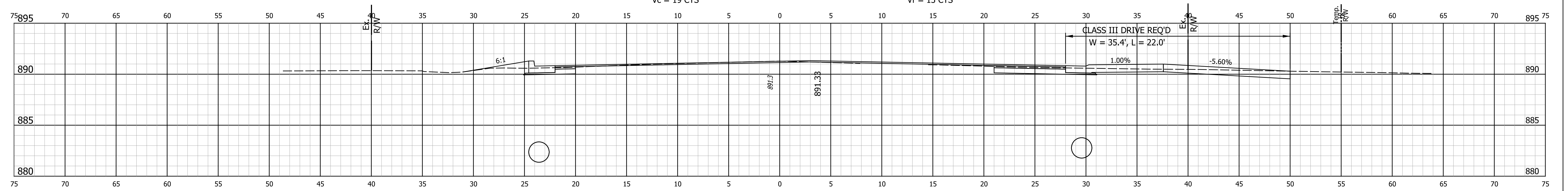
Ac = 13.2 SFT Af = 8.7 SFT
 Vc = 13 CYS Vf = 10 CYS

STA. 776+76



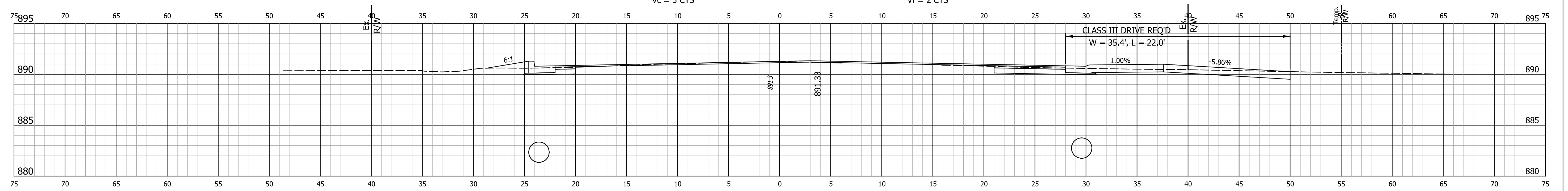
Ac = 13.9 SFT Af = 7.3 SFT
 Vc = 19 CYS Vf = 13 CYS

STA. 776+50



Ac = 9.7 SFT Af = 5.6 SFT
 Vc = 3 CYS Vf = 2 CYS

STA. 776+08



Ac = 13.0 SFT Af = 3.1 SFT
 Vc = 38 CYS Vf = 5 CYS

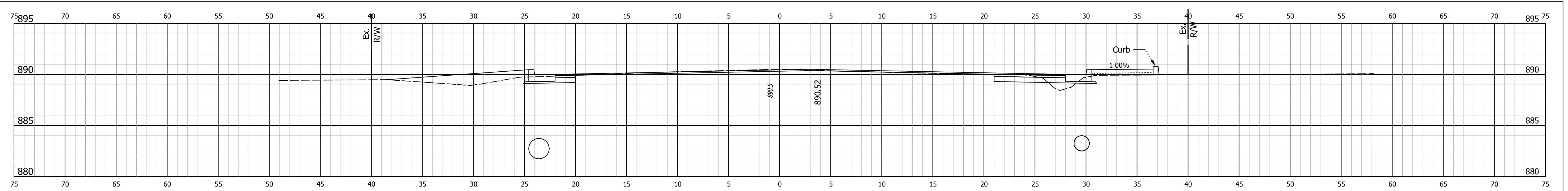
STA. 776+00

3/9/2021 1:11:34 PM zachsa S:\COL\4000-1099\4060\330 Drawings\CAD\Micros\Plan\Site Cross Sections.dgn

RECOMMENDED FOR APPROVAL	
DESIGNED: ZMS	DRAWN: ACB
CHECKED: BBB	CHECKED: MAR

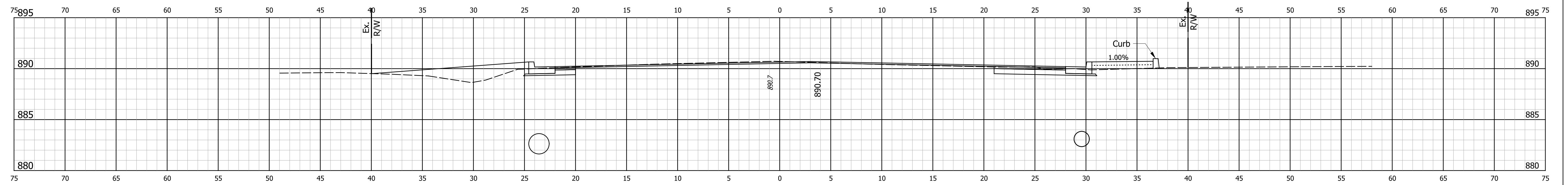
INDIANA DEPARTMENT OF TRANSPORTATION
CROSS SECTIONS
 STA. 776+00 "A" TO STA. 776+76 "A"

HORIZONTAL SCALE 1" = 5'	BRIDGE FILE NO. NA
VERTICAL SCALE 1" = 5'	DESIGNATION NO. 1700179
SURVEY BOOK NO. NA	SHEETS 129 of 139
CONTRACT NO. R-40477	PROJECT NO. 1700179



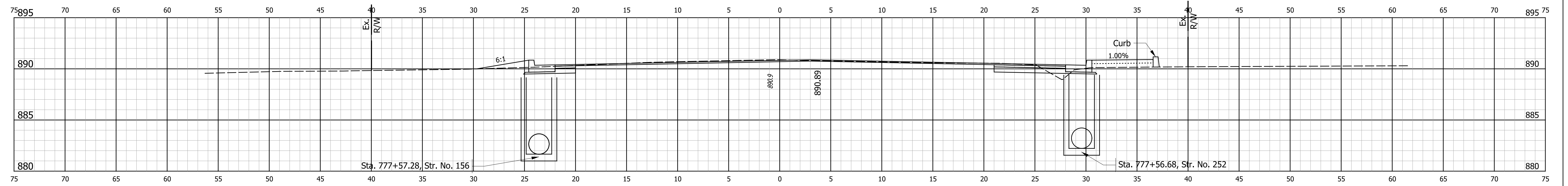
Ac = 12.3 SFT
Vc = 25 CYS
Af = 7.5 SFT
Vf = 20 CYS

STA. 778+50



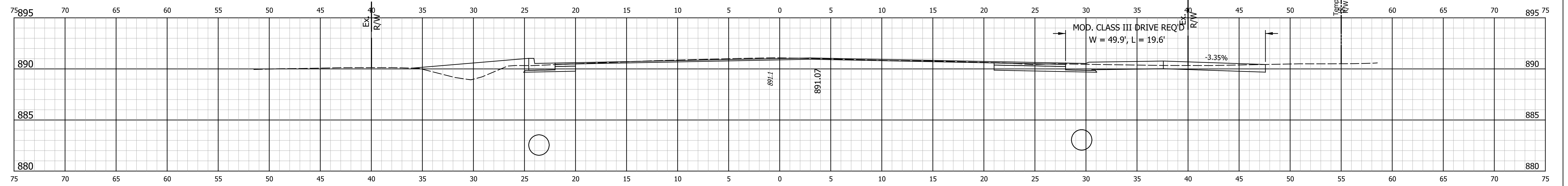
Ac = 14.9 SFT
Vc = 27 CYS
Af = 9.8 SFT
Vf = 16 CYS

STA. 778+00



Ac = 14.2 SFT
Vc = 26 CYS
Af = 4.4 SFT
Vf = 16 CYS

STA. 777+50



Ac = 14.0 SFT
Vc = 12 CYS
Af = 9.0 SFT
Vf = 10 CYS

STA. 777+00

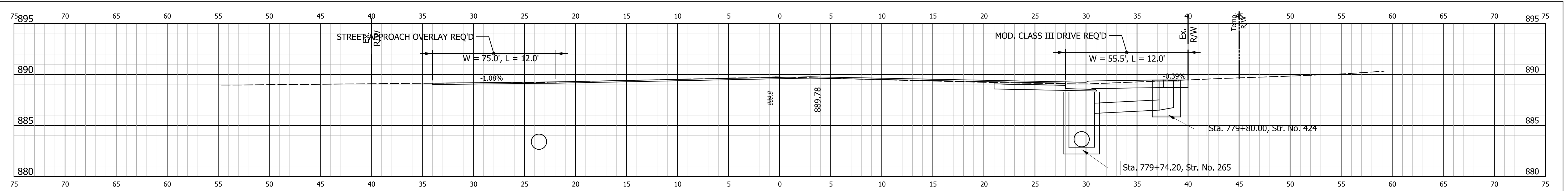
S:\COL\4000-1099\4060\330 Drawings\CAD\Micros\Plan\Site Cross Sections.dgn 3/9/2021 1:11:35 PM zachsa

RECOMMENDED FOR APPROVAL	
DESIGNED: ZMS	DRAWN: ACB
CHECKED: BBB	CHECKED: MAR

INDIANA DEPARTMENT OF TRANSPORTATION

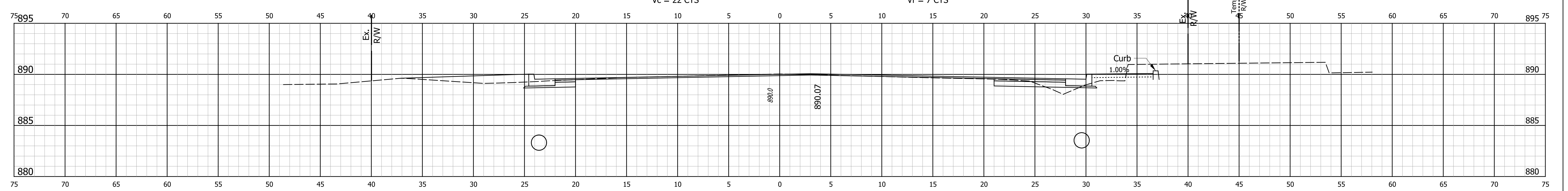
CROSS SECTIONS
STA. 777+00 "A" TO STA. 778+50 "A"

HORIZONTAL SCALE 1" = 5'	BRIDGE FILE NO. NA
VERTICAL SCALE 1" = 5'	DESIGNATION NO. 1700179
SURVEY BOOK NO. NA	SHEETS 130 of 139
CONTRACT NO. R-40477	PROJECT NO. 1700179



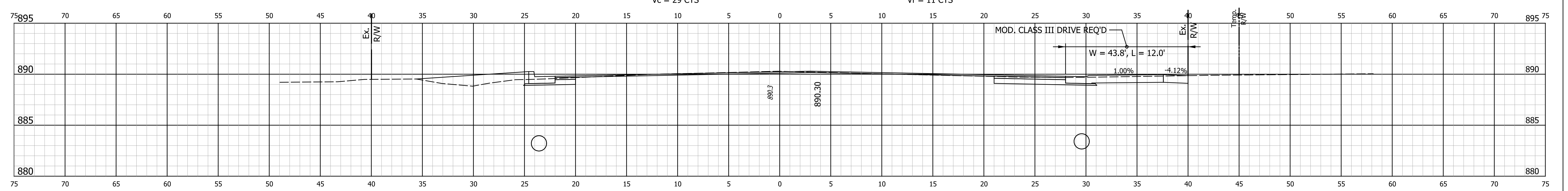
Ac = 8.8 SFT Af = 3.3 SFT
 Vc = 22 CYS Vf = 7 CYS

STA. 779+87



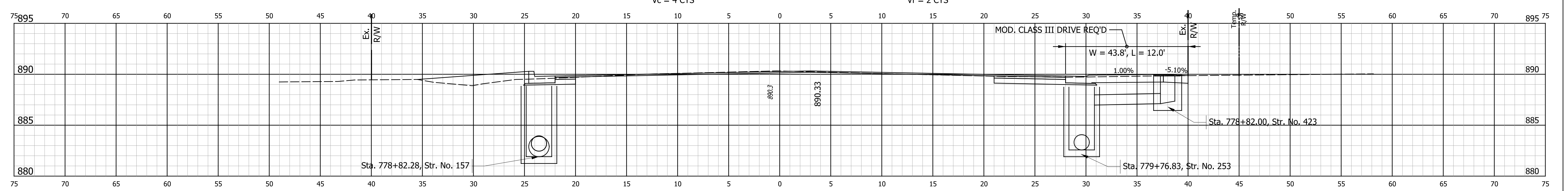
Ac = 23.9 SFT Af = 5.3 SFT
 Vc = 29 CYS Vf = 11 CYS

STA. 779+50



Ac = 13.9 SFT Af = 6.4 SFT
 Vc = 4 CYS Vf = 2 CYS

STA. 779+08



Ac = 14.1 SFT Af = 6.3 SFT
 Vc = 24 CYS Vf = 16 CYS

STA. 779+00

RECOMMENDED FOR APPROVAL		DESIGN ENGINEER _____ DATE _____
DESIGNED: ZMS	DRAWN: ACB	
CHECKED: BBB	CHECKED: MAR	

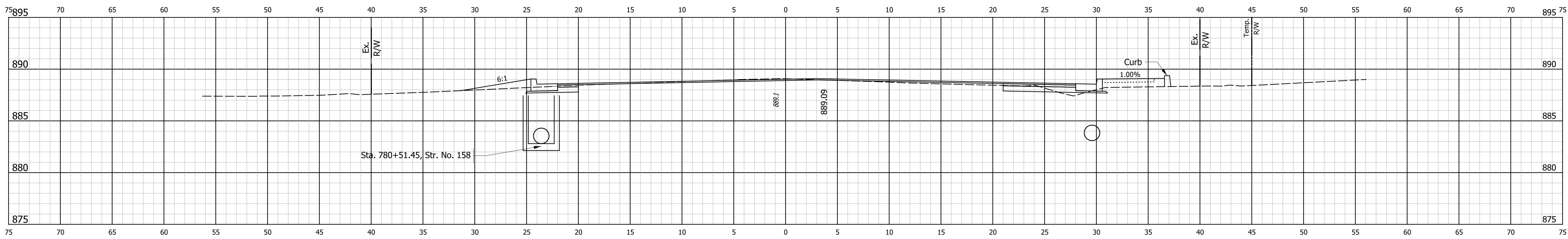
INDIANA DEPARTMENT OF TRANSPORTATION

CROSS SECTIONS

STA. 779+00 "A" TO STA. 779+87 "A"

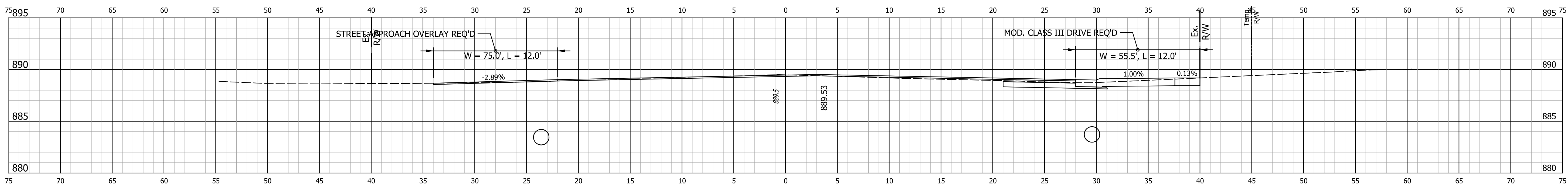
HORIZONTAL SCALE 1" = 5'	BRIDGE FILE NO. NA
VERTICAL SCALE 1" = 5'	DESIGNATION NO. 1700179
SURVEY BOOK NO. NA	SHEETS 131 of 139
CONTRACT NO. R-40477	PROJECT NO. 1700179

3/9/2021 1:11:35 PM zachsa S:\COL\4000-4099\4060\330 Drawings\CAD\Micros\Plan\Shit Cross Sections.dgn



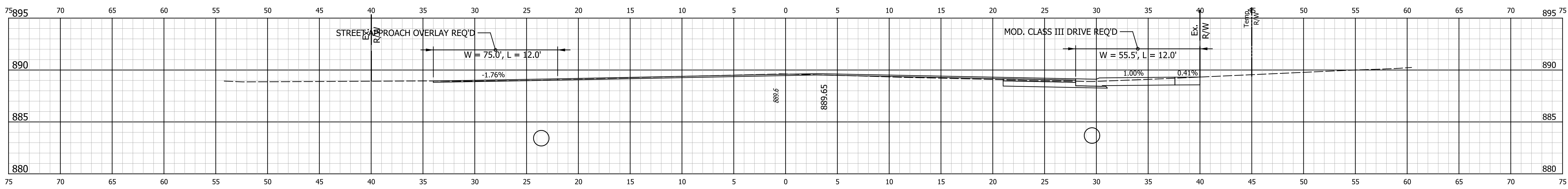
Ac = 5.9 SFT
Vc = 10 CYS
Af = 7.8 SFT
Vf = 12 CYS

STA. 780+50



Ac = 7.8 SFT
Vc = 4 CYS
Af = 5.9 SFT
Vf = 3 CYS

STA. 780+12



Ac = 8.1 SFT
Vc = 4 CYS
Af = 4.8 SFT
Vf = 3 CYS

STA. 780+00

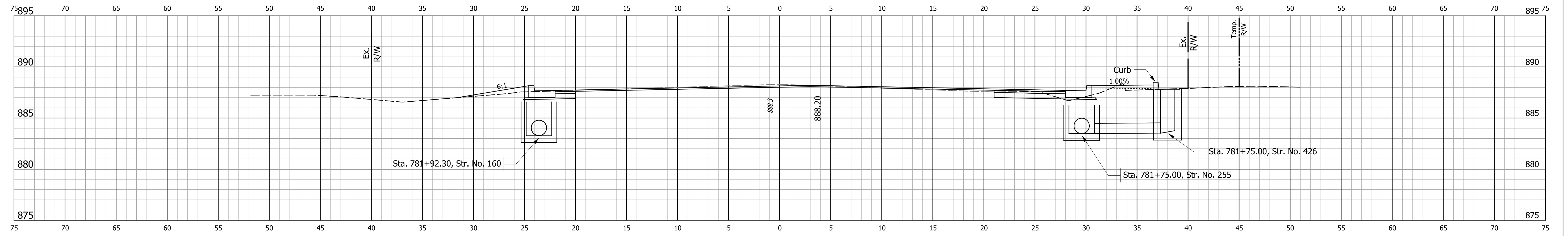
RECOMMENDED FOR APPROVAL	DESIGN ENGINEER	DATE
DESIGNED: ZMS	DRAWN: ACB	
CHECKED: BBB	CHECKED: MAR	

INDIANA
DEPARTMENT OF TRANSPORTATION

CROSS SECTIONS
STA. 780+00 "A" TO STA. 780+50 "A"

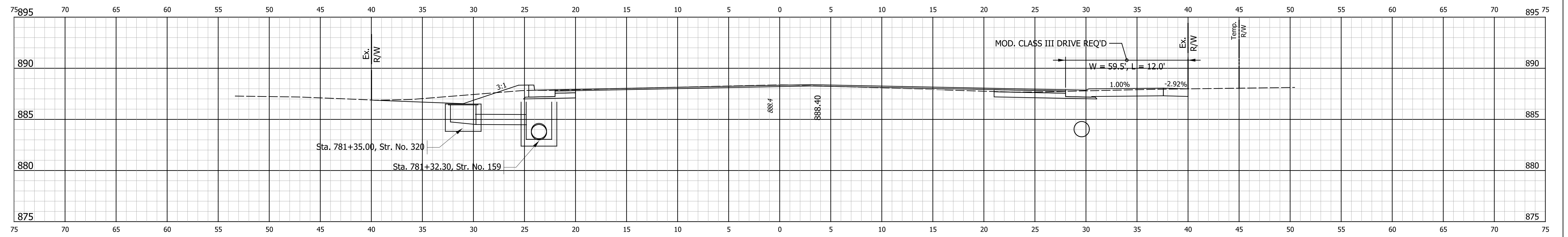
HORIZONTAL SCALE 1" = 5'	BRIDGE FILE NO. NA
VERTICAL SCALE 1" = 5'	DESIGNATION NO. 1700179
SURVEY BOOK NO. NA	SHEETS 132 of 139
CONTRACT NO. R-40477	PROJECT NO. 1700179

S:\COL\4000-1099\4060\330 Drawings\CAD\Micros\Plan\Site Cross Sections.dgn 3/9/2021 1:11:36 PM zachsa



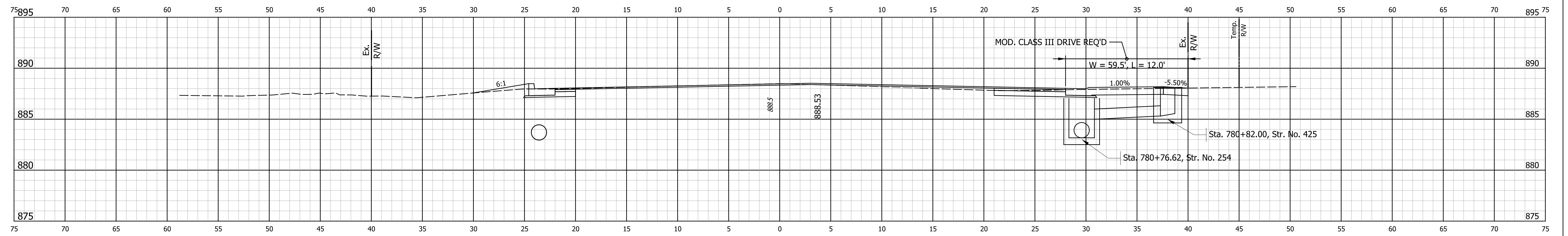
Ac = 11.0 SFT Af = 4.7 SFT
 Vc = 14 CYS Vf = 7 CYS

STA. 781+50



Ac = 11.5 SFT Af = 4.6 SFT
 Vc = 7 CYS Vf = 4 CYS

STA. 781+16



Ac = 11.3 SFT Af = 5.1 SFT
 Vc = 16 CYS Vf = 15 CYS

STA. 781+00

RECOMMENDED FOR APPROVAL	DESIGN ENGINEER	DATE
DESIGNED: ZMS	DRAWN: ACB	
CHECKED: BBB	CHECKED: MAR	

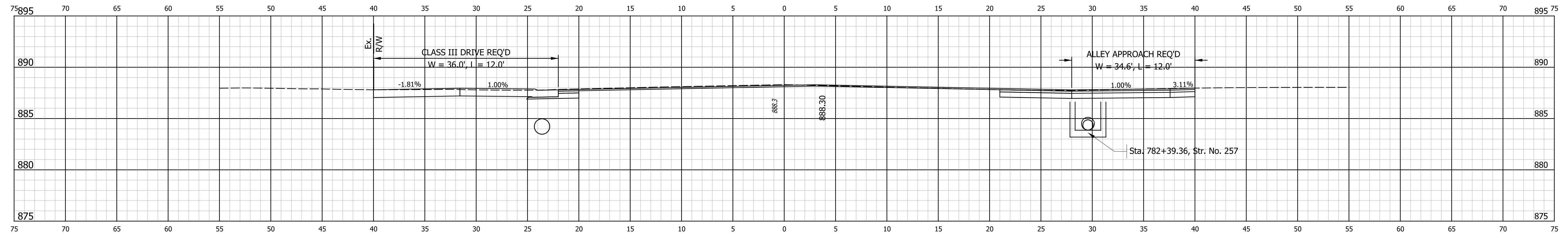
INDIANA DEPARTMENT OF TRANSPORTATION

CROSS SECTIONS

STA. 781+00 "A" TO STA. 781+50 "A"

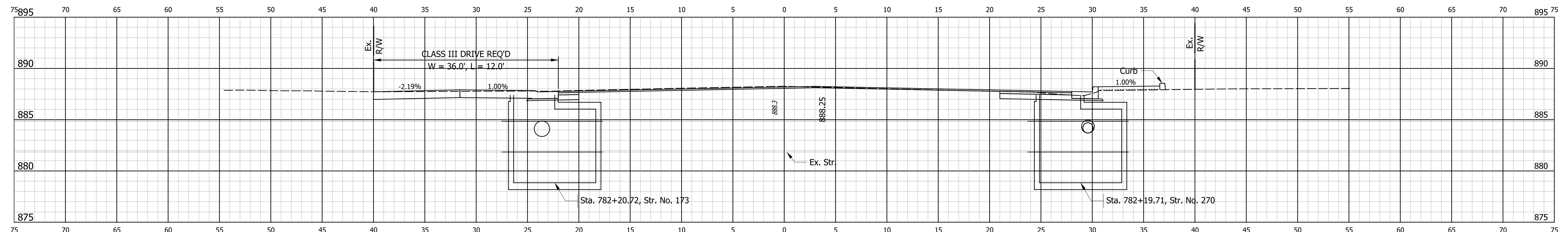
HORIZONTAL SCALE 1" = 5'	BRIDGE FILE NO. NA
VERTICAL SCALE 1" = 5'	DESIGNATION NO. 1700179
SURVEY BOOK NO. NA	SHEETS 133 of 139
CONTRACT NO. R-40477	PROJECT NO. 1700179

S:\COL\4000-1099\4060\330 Drawings\CAD\Micros\Plan\Shit Cross Sections.dgn 3/9/2021 1:11:36 PM zachsa



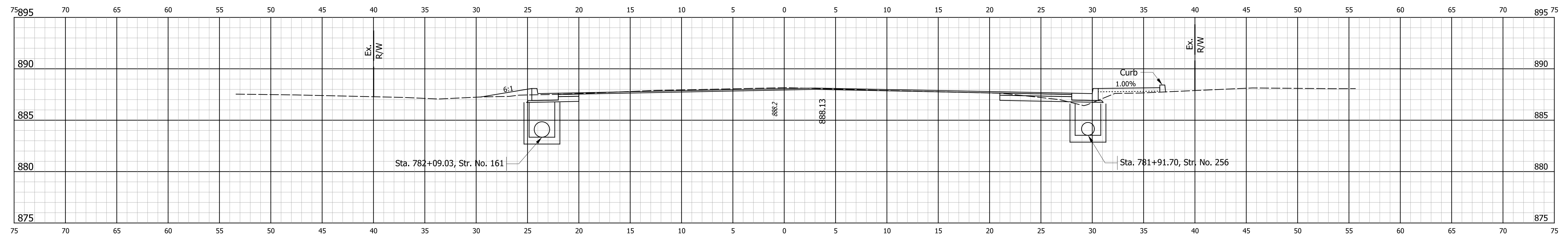
Ac = 16.3 SFT Af = 1.7 SFT
 Vc = 6 CYS Vf = 1 CYS

STA. 782+50



Ac = 24.1 SFT Af = 1.0 SFT
 Vc = 30 CYS Vf = 5 CYS

STA. 782+42



Ac = 14.8 SFT Af = 4.2 SFT
 Vc = 24 CYS Vf = 10 CYS

STA. 782+00

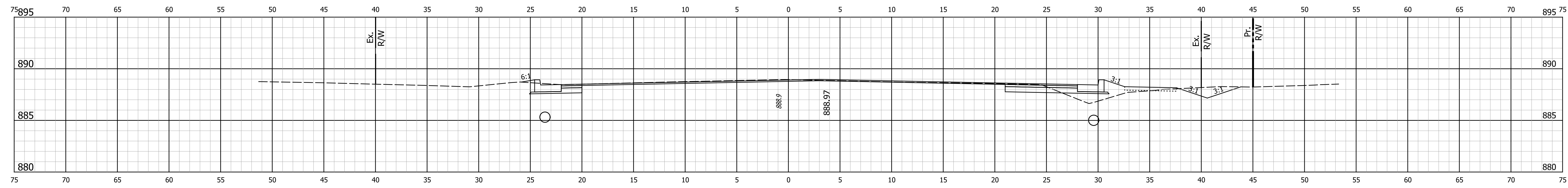
RECOMMENDED FOR APPROVAL	DESIGN ENGINEER	DATE
DESIGNED: ZMS	DRAWN: ACB	
CHECKED: BBB	CHECKED: MAR	

INDIANA DEPARTMENT OF TRANSPORTATION

CROSS SECTIONS
 STA. 782+00 "A" TO STA. 782+50 "A"

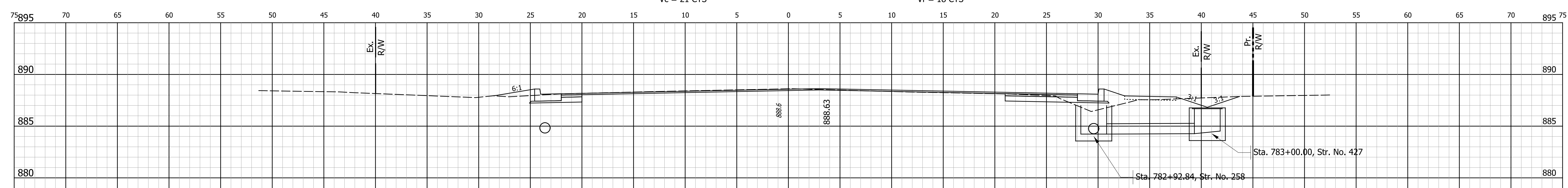
HORIZONTAL SCALE 1" = 5'	BRIDGE FILE NO. NA
VERTICAL SCALE 1" = 5'	DESIGNATION NO. 1700179
SURVEY BOOK NO. NA	SHEETS 134 of 139
CONTRACT NO. R-40477	PROJECT NO. 1700179

3/9/2021 1:11:36 PM zachsa S:\COL\4000-4099\4060\330\Drawings\CAD\Micros\Plan\Shr Cross Sections.dgn



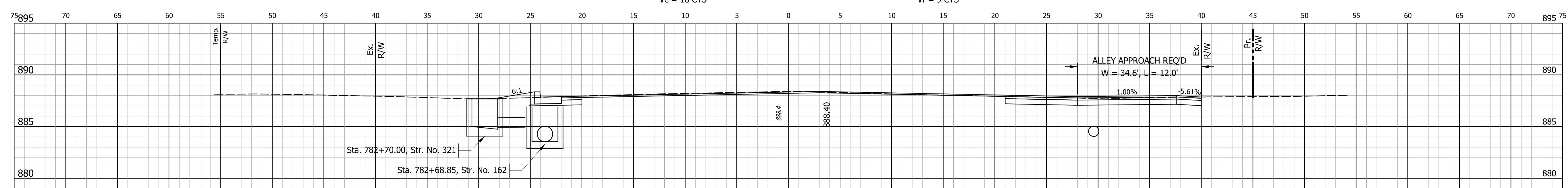
Ac = 12.1 SFT Af = 7.0 SFT
 Vc = 21 CYS Vf = 18 CYS

STA. 783+50



Ac = 10.9 SFT Af = 8.7 SFT
 Vc = 16 CYS Vf = 9 CYS

STA. 783+00



Ac = 15.4 SFT Af = 3.0 SFT
 Vc = 9 CYS Vf = 2 CYS

STA. 782+66

RECOMMENDED FOR APPROVAL	DESIGN ENGINEER	DATE
DESIGNED: ZMS	DRAWN: ACB	
CHECKED: BBB	CHECKED: MAR	

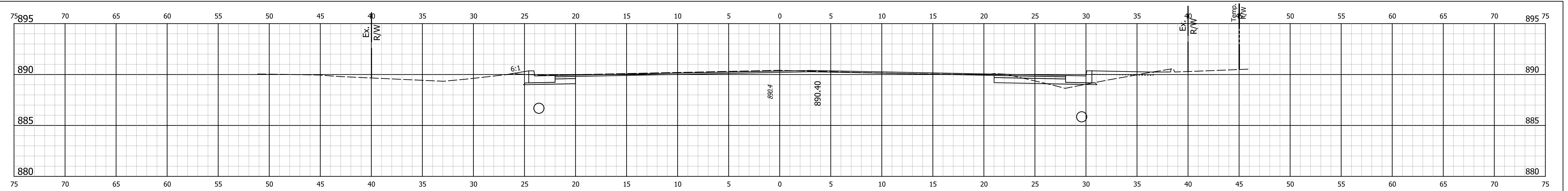
INDIANA DEPARTMENT OF TRANSPORTATION

CROSS SECTIONS

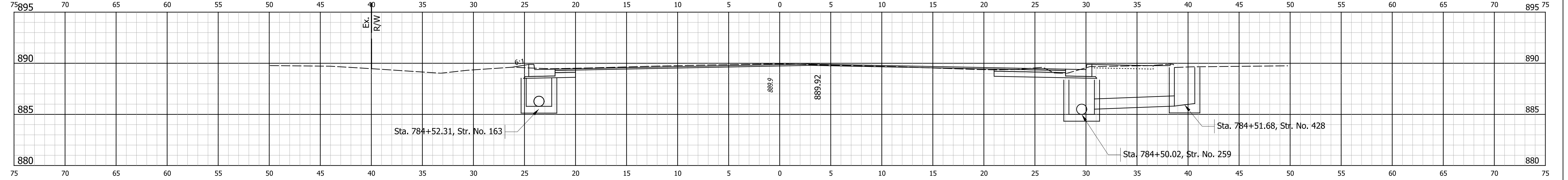
STA. 782+66 "A" TO STA. 783+50 "A"

HORIZONTAL SCALE 1" = 5'	BRIDGE FILE NO. NA
VERTICAL SCALE 1" = 5'	DESIGNATION NO. 1700179
SURVEY BOOK NO. NA	SHEETS 135 of 139
CONTRACT NO. R-40477	PROJECT NO. 1700179

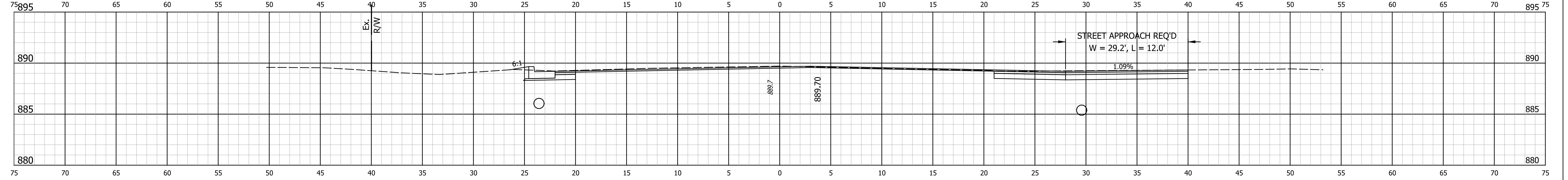
3/9/2021 1:11:37 PM zachsa S:\COL\4000-4099\4060\330 Drawings\CAD\Micros\Plan\Shit Cross Sections.dgn



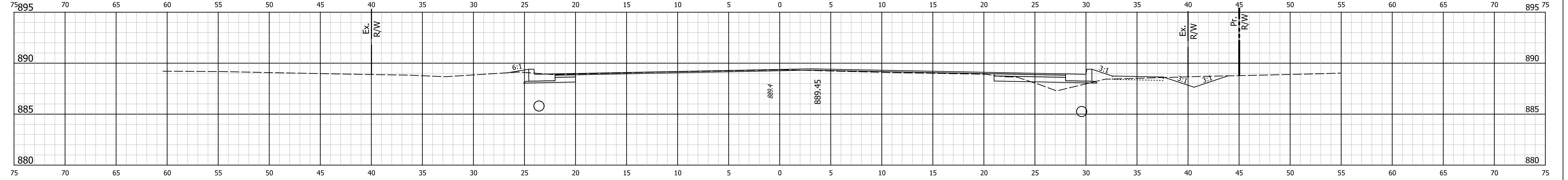
Ac = 16.9 SFT
 Vc = 36 CYS
 Af = 3.4 SFT
 Vf = 5 CYS
 STA. 785+00



Ac = 22.5 SFT
 Vc = 19 CYS
 Af = 0.8 SFT
 Vf = 1 CYS
 STA. 784+00



Ac = 19.5 SFT
 Vc = 13 CYS
 Af = 0.9 SFT
 Vf = 3 CYS
 STA. 784+26

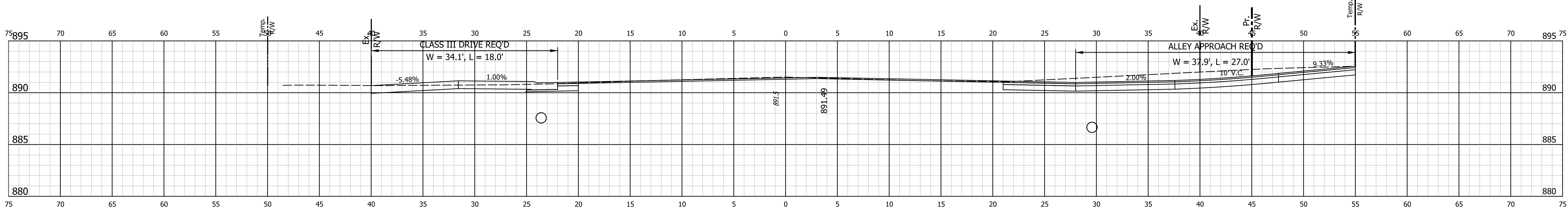


Ac = 7.4 SFT
 Vc = 18 CYS
 Af = 4.2 SFT
 Vf = 13 CYS
 STA. 784+00

3/9/2021 1:11:37 PM zachsa S:\COL\4000-1099\4060\330 Drawings\CAD\Micros\Plan\Site Cross Sections.dgn

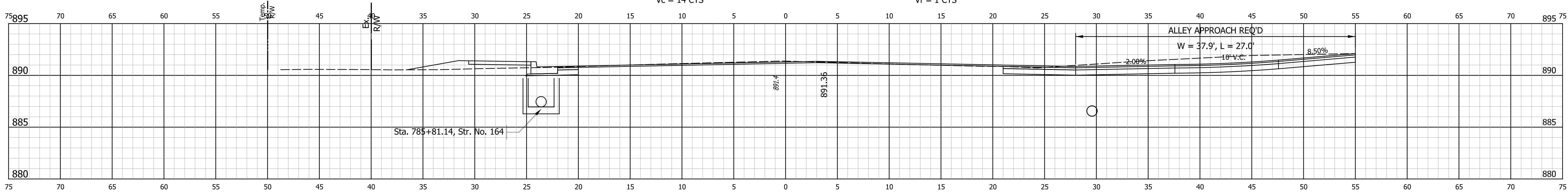
RECOMMENDED FOR APPROVAL	DESIGNED: ZMS	DRAWN: ACB	INDIANA DEPARTMENT OF TRANSPORTATION	HORIZONTAL SCALE	BRIDGE FILE NO.
	CHECKED: BBB	CHECKED: MAR		STA. 784+00 "A" TO STA. 785+00 "A"	1" = 5'
				VERTICAL SCALE	DESIGNATION NO.
				1" = 5'	1700179
				SURVEY BOOK NO.	SHEETS
				NA	136 of 139
				CONTRACT NO.	PROJECT NO.
				R-40477	1700179

S:\COL\4000-4099\4060\330 Drawings\CAD\Micros\Plan\Shl Cross Sections.dgn
 3/9/2021 1:11:37 PM zachsa



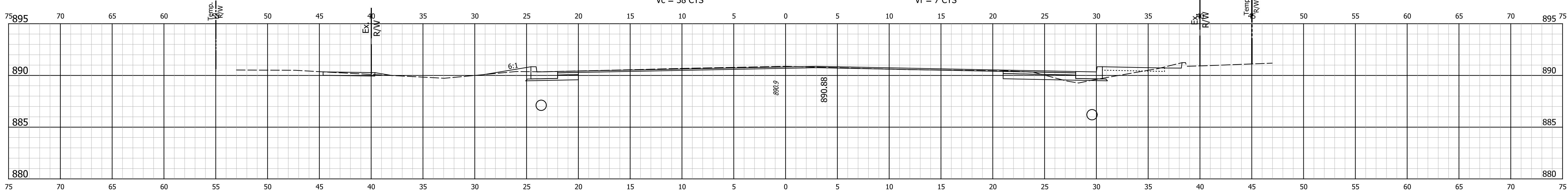
Ac = 30.7 SFT Af = 0.0 SFT
 Vc = 14 CYS Vf = 1 CYS

STA. 786+14



Ac = 23.1 SFT Af = 2.1 SFT
 Vc = 38 CYS Vf = 7 CYS

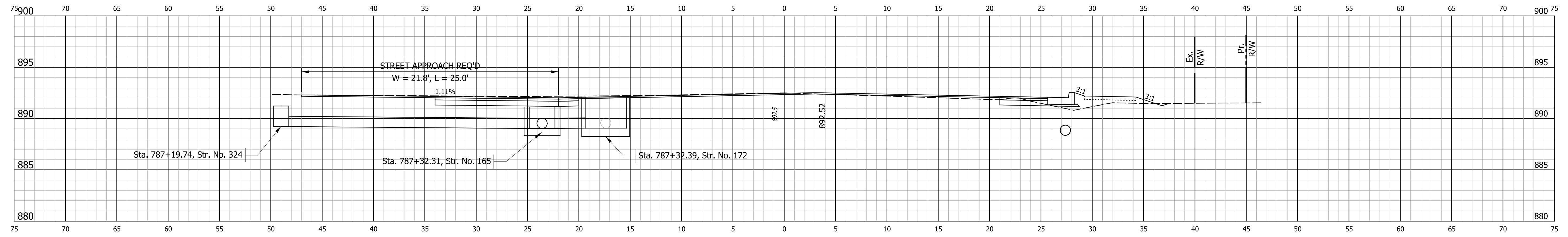
STA. 786+00



Ac = 17.8 SFT Af = 3.8 SFT
 Vc = 32 CYS Vf = 8 CYS

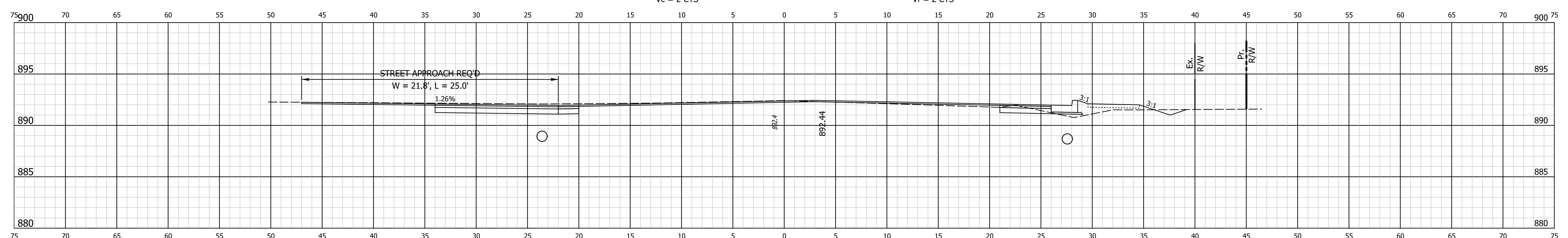
STA. 785+50

RECOMMENDED FOR APPROVAL	DESIGN ENGINEER _____ DATE _____	INDIANA DEPARTMENT OF TRANSPORTATION	HORIZONTAL SCALE	BRIDGE FILE NO.
	DESIGNED: ZMS DRAWN: ACB		1" = 5'	NA
CHECKED: BBB CHECKED: MAR		CROSS SECTIONS	VERTICAL SCALE	DESIGNATION NO.
		STA. 785+50 "A" TO STA. 786+14 "A"	1" = 5'	1700179
			SURVEY BOOK NO.	SHEETS
			NA	137 of 139
			CONTRACT NO.	PROJECT NO.
			R-40477	1700179



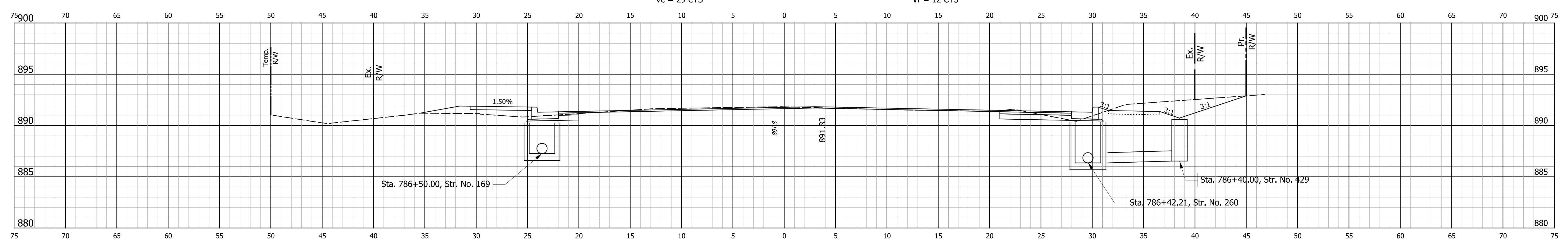
Ac = 11.8 SFT Af = 9.3 SFT
 Vc = 2 CYS Vf = 2 CYS

STA. 787+00



Ac = 12.5 SFT Af = 7.8 SFT
 Vc = 29 CYS Vf = 12 CYS

STA. 786+95



Ac = 22.4 SFT Af = 3.3 SFT
 Vc = 35 CYS Vf = 3 CYS

STA. 786+50

RECOMMENDED FOR APPROVAL	DESIGN ENGINEER	DATE
DESIGNED: ZMS	DRAWN: ACB	
CHECKED: BBB	CHECKED: MAR	

INDIANA DEPARTMENT OF TRANSPORTATION

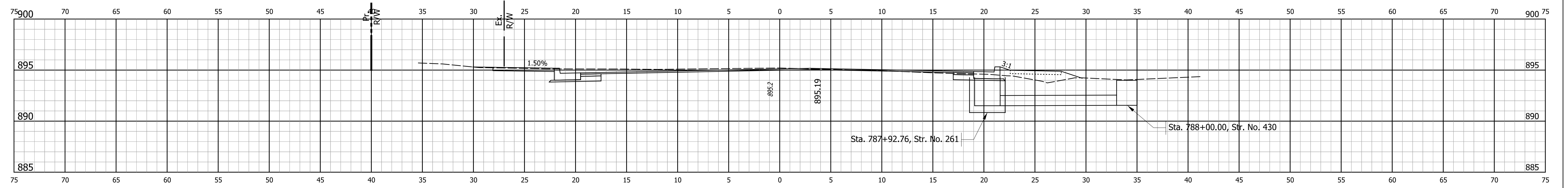
CROSS SECTIONS

STA. 786+50 "A" TO STA. 787+00 "A"

HORIZONTAL SCALE 1" = 5'	BRIDGE FILE NO. NA
VERTICAL SCALE 1" = 5'	DESIGNATION NO. 1700179
SURVEY BOOK NO. NA	SHEETS 138 of 139
CONTRACT NO. R-40477	PROJECT NO. 1700179

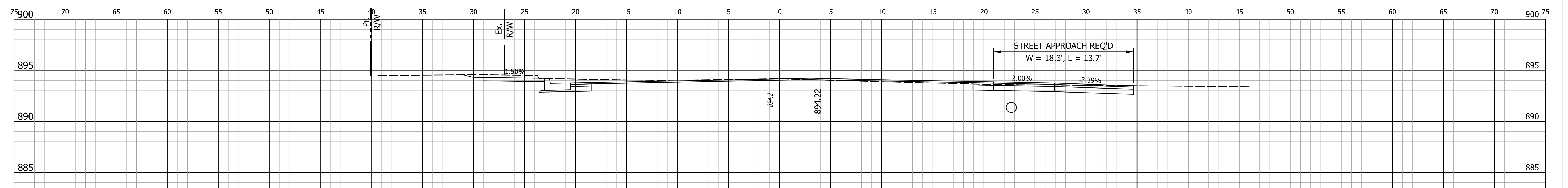
3/9/2021 1:11:38 PM zachsa S:\COL\4000-4099\4060\330\Drawings\CAD\Micros\Plan\Shit Cross Sections.dgn

END INCIDENTAL
STA. 788+07, LINE "A"
END PROJECT
STA. 788+00, LINE "A"



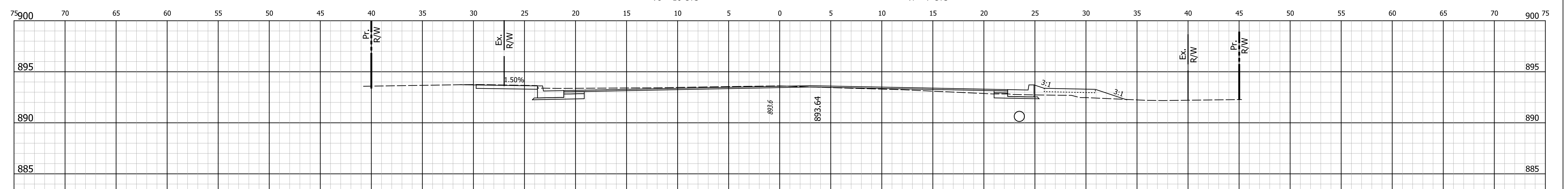
Ac = 14.7 SFT Af = 5.3 SFT
Vc = 20 CYS Vf = 7 CYS

STA. 788+00



Ac = 22.1 SFT Af = 5.2 SFT
Vc = 16 CYS Vf = 7 CYS

STA. 787+71



Ac = 18.8 SFT Af = 8.9 SFT
Vc = 28 CYS Vf = 21 CYS

STA. 787+50

RECOMMENDED FOR APPROVAL	DESIGN ENGINEER	DATE
DESIGNED: ZMS	DRAWN: ACB	
CHECKED: BBB	CHECKED: MAR	

INDIANA
DEPARTMENT OF TRANSPORTATION

CROSS SECTIONS
STA. 787+50 "A" TO STA. 788+00 "A"

HORIZONTAL SCALE 1" = 5'	BRIDGE FILE NO. NA
VERTICAL SCALE 1" = 5'	DESIGNATION NO. 1700179
SURVEY BOOK NO. NA	SHEETS 139 of 139
CONTRACT NO. R-40477	PROJECT NO. 1700179

3/9/2021 1:11:38 PM zachsa S:\COL\4000-4099\4060\330 Drawings\CAD\Micros\Plan\Site Cross Sections.dgn