



**Indiana Volkswagen Environmental Mitigation Trust Fund
Committee Virtual Meeting**

**Thursday, February 3, 2022
1:00 p.m.**

- II. Call to Order - Chair, Beverly Gard
 - A. Overview of virtual meeting format (IDEM Media Staff)

- III. Project Implementation Status Report - IDEM
 - A. Onroad and Nonroad
 - B. DERA Option
 - C. Level 2 charging
 - D. DC Fast charging

- IV. Round 3 DERA Option Applications
 - A. Overview of Scoring – IDEM
 - B. Project Award Recommendations – IDEM
 - C. Committee Discussion and Action - Committee

- V. 2022 In Perspective
 - A. Schedule of Milestones - IDEM
 - B. Preliminary Meeting Schedule - IDEM

- VI. Public comment - Open floor for stakeholders

- VII. Closing remarks – Chair, Beverly Gard

- VIII. Adjournment

Indiana Volkswagen Environmental Mitigation Trust Program

*Ongoing Project Updates, Round 3 DieselWise
Indiana with VW DERA Option
Recommendations, and Program Next Steps*

Feb 3, 2022

**Rounds 1 - 3
Onroad/Nonroad
Projects Update**

Current Status of Onroad and Nonroad Program Projects

Project Counts

- 125 applications received to date
- 82 projects awarded to date
- 33 projects completed to date

Rounds 1 and 2 Completed Project Highlights (not all-inclusive)

- 117 School buses replaced
- 11 Transit buses replaced
- 7 Municipal trucks replaced
- 3 Refuse haulers replaced
- 1 Locomotives improved/replaced
- 35 Other vehicles or equipment improved/replaced

Round 3 project Funding Agreements mostly executed, and projects are underway

**Rounds 1 and 2
DieselWise Indiana with VW DERA Option
Projects Update**

Current Status of DieselWise Indiana with VW DERA Option Program Projects

Project Counts

- 18 applications received to date
- 11 projects awarded to date
- 7 projects completed to date

Rounds 1 and 2 Completed Project Highlights (not all-inclusive)

- 4 Excavators replaced
- 4 Nonroad dump trucks
- 2 Locomotives improved/replaced
- 2 Bulldozers/Landfill compactors replaced
- 1 Terminal trucks replaced
- 1 Front-end loader replaced

Level 2
Charging Infrastructure
Projects Update

Level 2 Charging Infrastructure Program Projects

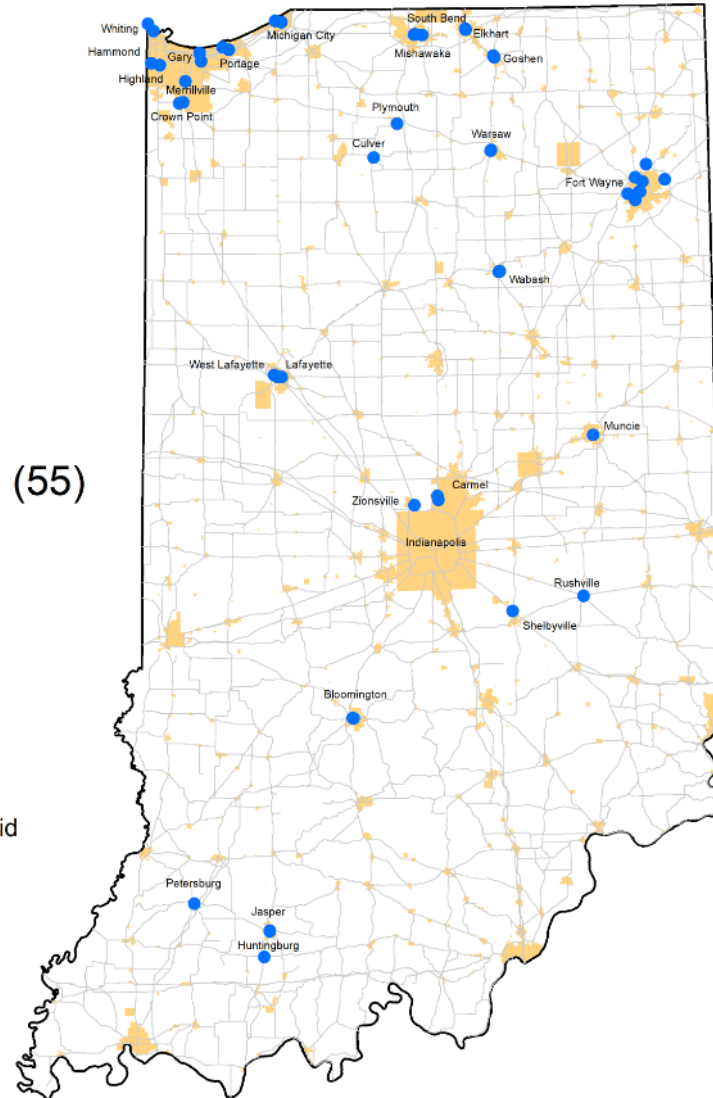
Project Counts

- 18 applications received for 111 stations
- 55 stations awarded in 30 communities
- 1 project completed to date for 2 stations

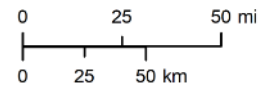
- L2 Charging Station (55)
- Highways
- City/Town

Notes:
 This map is intended to serve as an aid in graphic representation only. This information is not warranted for accuracy or other purposes.

Mapped By: C. Mitchell,
 Office of Air Quality
Date: 01/27/2022
Map Projection: UTM Zone 16 N
Map Datum: NAD83



Volkswagen L2 Charging Stations



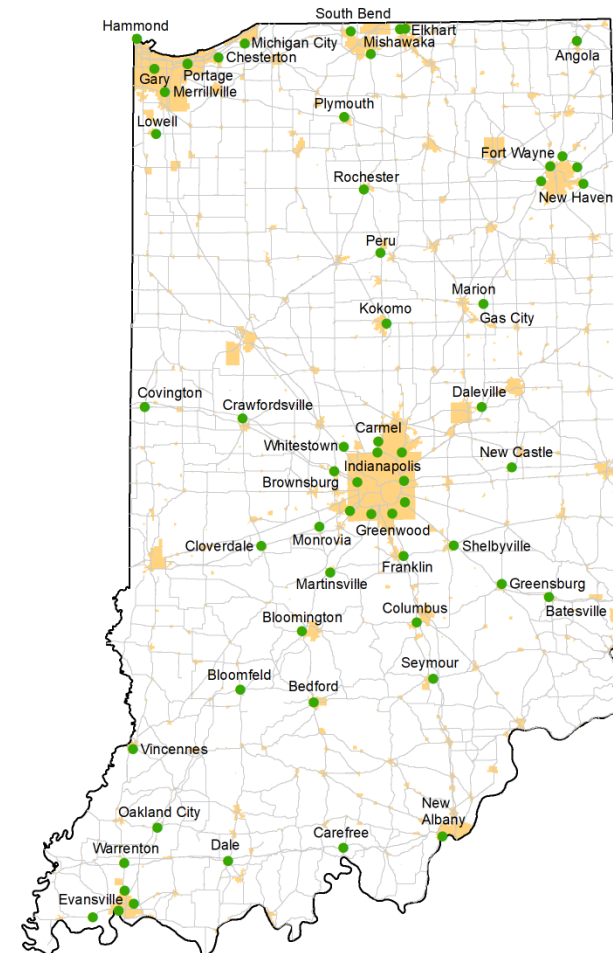
DC Fast Charging Infrastructure Projects Update

DC Fast Charging Infrastructure Program Projects

Project Counts

- 28 applications received for 135 stations
- 4 applicants selected for final and best proposals
- Indiana Utility Group selected for award
- 61 stations installed and operational by December 2023
- 5 of 8 Funding Agreements are fully executed, with outstanding 3 being reviewed by utility legal counsel

Proposed Indiana DC Fast Charging Locations
by the Indiana Utility Group (IUG)
(May 2021)



- Electric Vehicle Charging Locations
- Highways
- City/Town

0 25 50 mi

0 25 50 km

Notes: This map is intended to serve as an aid in graphic representation only. This information is not warranted for accuracy or other purposes.
Mapped By: C. Mitchell, Office of Air Quality Date: 05/26/2021 Map Projection: UTM Zone 16 N Map Datum: NAD83

**Indiana VW Mitigation Trust Program
Biannual Report Highlights
(as of Dec 31, 2021)**

Current Financial Snapshot of IN VW Mitigation Trust Fund

Project Categories	Obligated to Category from Indiana BMP	VW Mitigation Funds	Matching Funds	Total Project Costs	VW Percentage of Total Project Cost	VW Percentage Remaining
Onroad Equipment and Vehicles (EMA 1, 2, 6)	\$21,320,000.00	\$7,705,401.07	\$18,133,292.95	\$25,838,694.02	29.82%	63.86%
Nonroad Equipment and Vehicles (EMA 3, 4, 5, 7, 8)	\$8,200,000.00	\$326,551.00	\$1,898,493.00	\$2,225,044.00	14.68%	96.02%
DERA Option (EMA 10)	\$4,100,000.00	\$788,171.53	\$2,243,066.58	\$3,031,238.11	26.00%	80.78%
EV Infrastructure (EMA 9)	\$6,150,000.00	\$18,000.00	\$14,914.29	\$32,914.29	54.69%	99.71%
Program Administration	\$1,165,880.59	-	-	-	-	100.00%
Totals	\$40,935,880.59	\$8,838,123.60	\$22,289,766.82	\$31,127,890.42	28.39%	78.41%

Round 3
DieselWise Indiana with VW
DERA Option Applications

General Award Considerations

- 13 comprehensive applications received
- Overall, IDEM received eligible applications totaling \$4.3 million for the \$1.8 million allocated to Round 3
- Numerous repeat applicants to the program that were selected for partial funding in previous rounds
- Average evaluation score was 54.23 out of 100
- Focused on finding a justifiable way to fund as many projects as possible
- Options presented in the following slides are not meant to imply other options do not exist

Round 3 Award Recommendations

Round 3 Funding Available = \$1,800,000

Round 3 Funding Requests = \$4,300,000

- Applicants highlighted in gold are recommendations
- Applicants highlighted in green are new to the program
- Vehicles count highlighted in blue are partial awards

Applicant	Project County	Project Fuel Type	Number of Vehicles Requested	Number of Vehicles Recommended	VW Request	Recommended Award	Total Evaluation Scores
Indiana Harbor Belt	Lake	Diesel	33	33	\$493,776	\$493,776	74
Irving Aggregates	Clark	Diesel	4	2	\$948,462	\$463,666	66
Bulk Equipment	Lake	Diesel	2	1	\$155,000	\$77,500	63
Feralloy Corporation	Porter	Diesel	2	1	\$250,155	\$119,906	61
Cleveland Cliffs	Porter	Electric	2	2	\$143,754	\$143,754	57
Ruan Transport	Vigo	Electric	1	1	\$147,056	\$147,056	57
Steel Dynamics	Hendricks	Electric	1	1	\$147,461	\$147,461	57
Falatovics Construction	Porter	Diesel	1	1	\$79,501	\$79,501	52
Rochester Iron and Metal	Fulton	Electric	1	1	\$304,540	\$304,540	52
Whiting, City of	Lake	Diesel	1		\$48,775		44
Nucor Steel	Montgomery	Diesel	1		\$870,400		43
HRP Construction	St. Joseph	Diesel	5		\$444,013		40
Metro Ports	Porter	Electric	1		\$254,547		39
				47	\$2,669,705	\$1,977,160	

DERA Option Project Examples



Indiana Harbor Belt



Irving Aggregates



Bulk Equipment

DERA Option Project Examples



Feralloy



Cleveland Cliffs



Ruan and Steel Dynamics

DERA Option Project Examples



Falatovics



Rochester Iron and Metal

VW Committee Discussion and Action on Round 3 Onroad and Nonroad Recommendations

2022 in Perspective

2022 Schedule of Milestones

Milestone	Estimated Completion	Volkswagen Committee Involvement
Round 3 DERA Option awards announced	Today	Review and/or Approve
Targeted Round 4 RFP for remaining VW funds recommendation	August 2022	Review and/or Approve
Targeted Round 4 RFP Posted (90 days)	September 2022	NA
Targeted Round 4 awards announced	December 2022	Review and/or Approve

2022 Preliminary Meeting Schedule

Milestone	Estimated Completion	Volkswagen Committee Involvement
Targeted Round 4 RFP for remaining VW funds recommendation	August 2022	Review and/or Approve
Targeted Round 4 awards announced	December 2022	Review and/or Approve

Opportunity for VW Committee to Seek Input or Public Comments from Attendees

For More Information

- **Indiana Volkswagen Mitigation Trust Program website:**

www.idem.IN.gov/vwtrust

- **For program assistance:**

Shawn Seals

- Senior Environmental Manager
- IDEM – Office of Air Quality
- 317-233-0425

SSeals@idem.IN.gov

